

# HOUSING MARKET OUTLOOK

## Windsor



Date Released: Fall 2006

### New Home Market Starts Weakening

In 2007, single-detached starts will drop a modest two per cent to 695 units. This comes on the tail of a 36 per cent decline in 2006. Single-detached construction in the Windsor census metropolitan area (CMA) continues to retreat from the cyclical peak reached in 2002. The decline is a result of slower immigration, lower consumer confidence and more

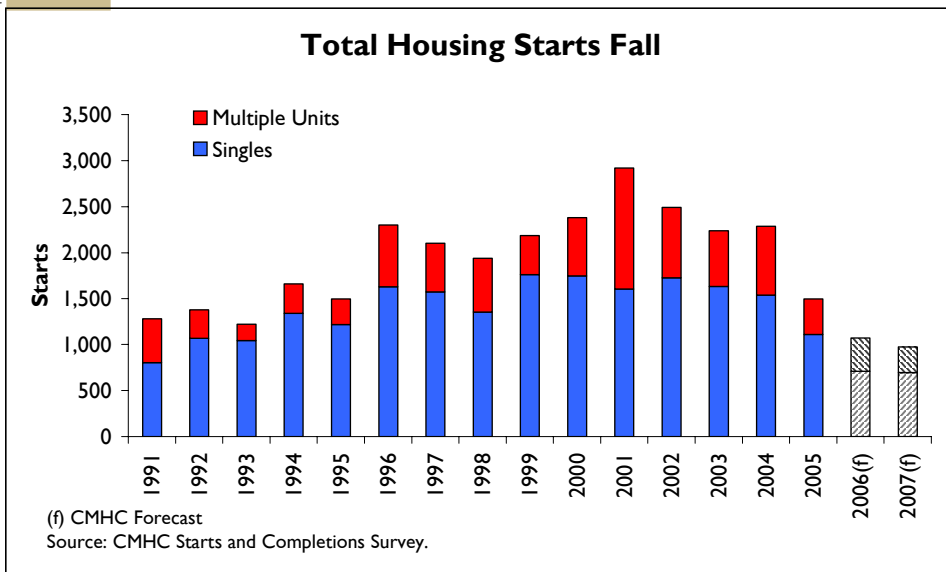
choice in the Windsor resale market.

The average new single-detached home price is forecast to increase six per cent in 2006 to \$250,000. The average price of a new single-detached home was just under \$235,000 in 2005, an increase of 10 per cent from 2004. Factors which will pull prices up include rising material costs and higher development charges. The New House Price Index (NHPI) which has generally increased less than one per cent a year in Windsor,

#### Table of contents

- 1 **New Home Market**  
Starts Weakening
- 2 **Resale Market**  
Pace of Sales Slows
- 3 **Economic Trends**  
Employment to Grow in 2006  
Consumer Confidence Weakens  
Migration Drops  
Mortgage Rates Have Peaked
- 5 **Outlook Summary**

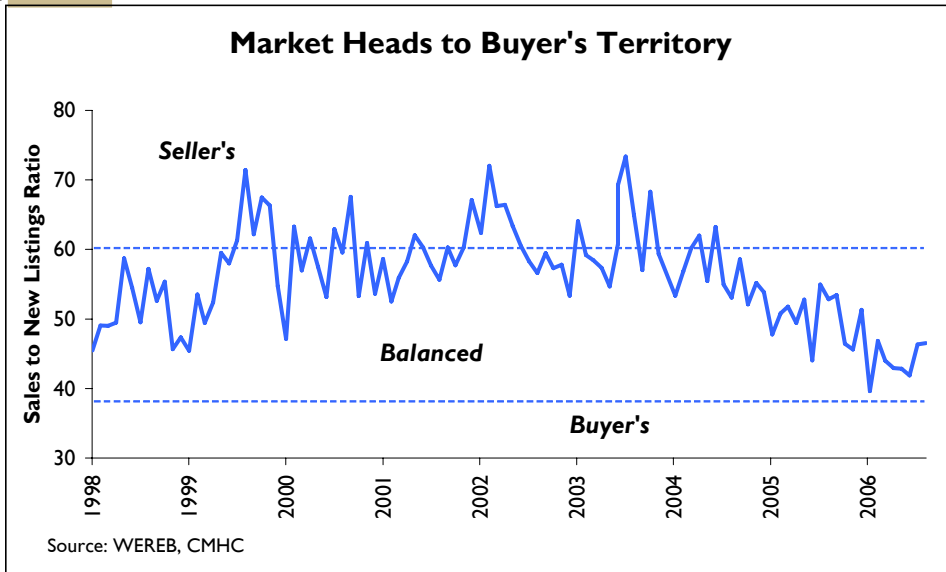
Figure 1



### SUBSCRIBE NOW!

Access CMHC's Market Analysis Centre publications quickly and conveniently on the Order Desk at [www.cmhc.ca/housingmarketinformation](http://www.cmhc.ca/housingmarketinformation). View, print, download or subscribe to get market information e-mailed to you on the day it is released. New! CMHC's electronic suite of national standardized products is now available for free.

Figure 2



jumped three per cent in 2005. Moreover, the land only component increased seven per cent.

In 2006 the new home market will be dominated by move-up home buyers who have accumulated substantial equity. Higher end homes have been increasing market share and this trend will be carried into 2007. The supply of new homes priced under \$175,000 continues to shrink. Single-detached homes in this price range represent less than seven per cent of starts in 2006 compared to 40 per cent in 2004.

Upscale condominium apartment and townhouse projects targeting empty nesters, along with an affordable rental development will contribute to 310 multiple family home starts in 2006. Multiple family home construction has been strong during the past several years. Empty-nesters have been the driving force behind this demand. Empty nesters account for 17 per cent of the total population in Windsor-Essex and their percentage is expected to grow as baby boomers age.

## Resale Market Pace of Sales Slows

Despite a strong start to the year, the Windsor-Essex area will register 5,000 existing sales, down 11 per cent from 2005. As job concerns grow and lower levels of immigration begin to flow through, sales activity will drop a further

five per cent in 2007 to its lowest level in five years.

Rising prices in the resale market have attracted numerous new listings from homeowners eager to cash in on capital gains. New listings will continue to grow, albeit at a slower rate, and take some of the pressure off of home prices.

Strong supply, coupled with lower sales, has kept the resale market in a balanced state. Neither the buyer nor the seller has had a negotiating advantage and price increases have been in line with inflation. However, by next year the market will move into a buyer's position. In a buyer's market homes stay on the market much longer and outright price declines are common. This suggests that the sales-to-new listings ratio, a leading indicator of future price growth will continue to fall and the average MLS sale price is forecast to reach \$165,000 in 2006 before decreasing by one per cent in 2007.

Figure 3

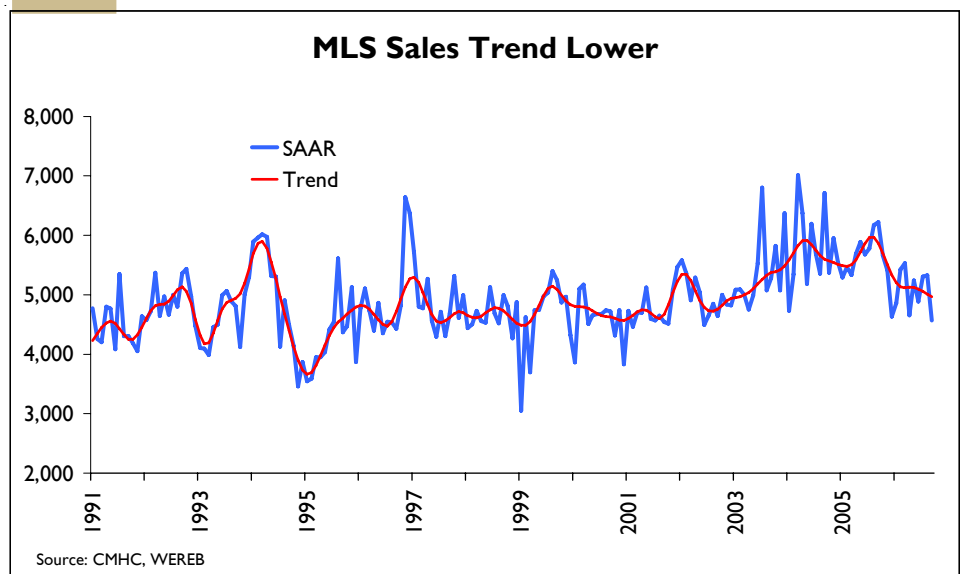
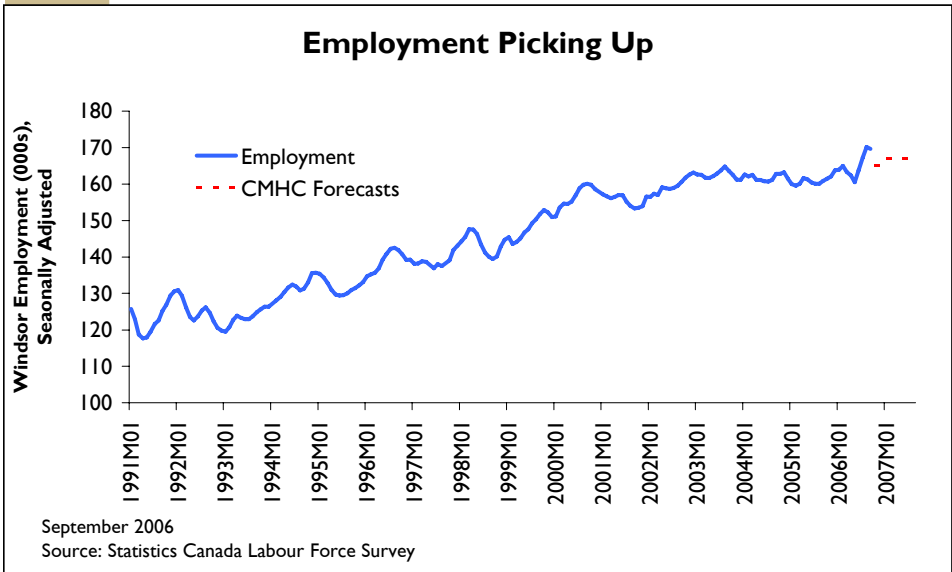


Figure 4



**Economic Trends**

**Employment to Grow in 2006**

Trends in the labour market impact housing demand with a one to two year lag. According to the Manpower survey, hiring intentions in the area for the fourth quarter of 2006 are positive for the coming months. Employment in the CMA is forecast to edge higher by 2.3 per cent in 2006 and a further 1.2 per cent next year. This comes on the tail of two years when the local economy struggled with a higher Canadian dollar.

Non-residential construction has been one of the bright spots in the economy, with nearly three times the dollar amount spent on construction in the first three quarters of 2006 compared to the same period the year before. Major projects include the DaimlerChrysler paint shop, the renovations at Casino Windsor and an ethanol plant.

For 2006, the information, culture and recreational sector will be at risk following a 35 per cent decline in 2005. Threats to this sector include the high Canadian dollar, competition in Detroit from newer casinos and the smoking ban in workplaces and public spaces which has impact the visits to Casino Windsor. This has resulted in over 300 temporary layoffs. Cross-border traffic will also be negatively affected by these factors as well as on going delays at the

border due to security concerns and traffic congestion.

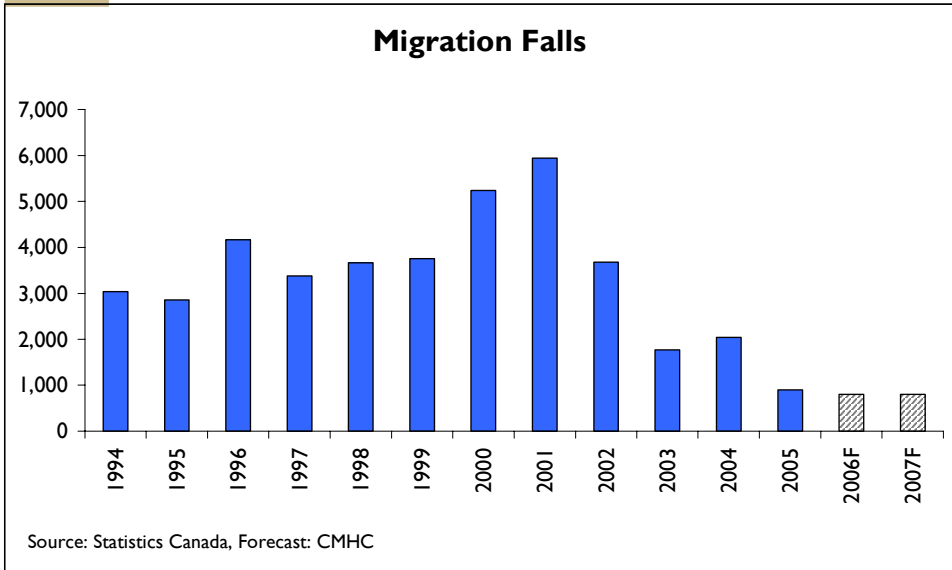
**Consumer Confidence Weaker**

While most Canadians were more optimistic about their financial future. Ontario consumer confidence fell in the third quarter. Cuts to auto production and significant drops in cross-border visits have dampened local consumer confidence, impacting households decisions to move up. Locally, consumer confidence has also been challenged by layoffs and closures in the auto sector.

**Migration Drops**

Strong levels of immigration between 2000-2003 period to the Windsor CMA triggered demand for new and resale housing a few years later. For the 2006 and 2007 years, demand for housing will be reduced due to the lower levels of migration in 2004-2006 as the draw to Windsor based on employment prospects is not as strong as other areas.

Figure 5



## Mortgage Rates Have Peaked

A combination of a slowing economy, strong Canadian dollar vis-à-vis the U.S. dollar, and moderate inflation will help keep Canadian interest and mortgage rates

low over the remainder of this year and in 2007.

Mortgage rates rose by 1.0-1.5 percentage point between September 2005 and September 2006. Mortgage rates are expected to remain low, easing by 25-75 basis

points over the next two-three quarters before starting to climb higher. One, three and five-year posted mortgage rates are forecast to be in the 5.50-6.50, 5.75-6.75, and 6.00-7.00 per cent ranges respectively over the rest of this year and in 2007.

Windsor Census Metropolitan Area										
					2003	2004	2005	2006(f)	2007(f)	%Change
<b>RESALE MARKET</b>										
MLS* Sales					5,300	5,832	5,661	5,050	4,800	-5.0%
MLS Average Price					152,000	159,597	163,000	164,000	162,400	-1.0%
MLS New Listings Oct					763	914	1,044	1,095	1,050	-4.3%
Sales-to-New Listings Ratio					0.609	0.469	0.44	0.39	0.38	
<b>NEW HOME MARKET</b>										
Single-detached starts					1,632	1,539	1,110	710	695	-2.1%
Semi-detached starts					213	194	96	50	40	-20.0%
Row/Apt Ownership starts					331	427	380	280	200	-28.6%
Apt Rental/Life-lease starts					61	127	160	30	40	33.0%
Total Starts					2,237	2,287	1,496	1,070	975	-8.9%
Average New Home Price					\$206,000	\$213,469	\$234,959	\$250,000	\$255,000	2.0%
<b>RENTAL MARKET</b>										
Apartment Vacancy Rate					4.3	8.8	10.3	9		
Average 2 Bedroom Rent					776	776	780	775		-0.6%
<b>ECONOMIC ASSUMPTIONS</b>										
Mortgage Rate (1-Year Term, %)					4.84	4.59	5.06	6.27	5.50-6.50	
Mortgage Rate (5-Year Term, %)					6.39	6.23	5.99	6.67	6.00-7.00	
Employment (000's)					163	161.9	161.3	165	167	1.2%
Net Migration					1,771	2,039	897	800	800	
*Multiple Listing Service, (MLS) is a registered certification mark owned by the Canadian Real Estate Association.										
Source: Windsor-Essex County Real Estate Board, HRDC, Bank of Canada, CMHC										

# CMHC – HOME TO CANADIANS

Canada Mortgage and Housing Corporation (CMHC) has been Canada's national housing agency for over 60 years.

Together with other housing stakeholders, we help ensure that Canada maintains one of the best housing systems in the world. We are committed to helping Canadians access a wide choice of quality, affordable homes, while making vibrant, healthy communities and cities a reality across the country.

For more information, visit our website at <http://www.cmhc.ca/>

You can also reach us by phone at 1 800 668-2642 or by fax at 1 800 245-9274.

Outside Canada call (613) 748-2003 or fax to (613) 748-2016.

Canada Mortgage and Housing Corporation supports the Government of Canada policy on access to information for people with disabilities. If you wish to obtain this publication in alternative formats, call 1 800 668-2642.

The Market Analysis Centre's (MAC) electronic suite of national standardized products is now available for **free** on CMHC's website. You can now view, print, download or subscribe to future editions and get market information e-mailed automatically to you the same day it is released. It's quick and convenient! Go to <http://www.cmhc.ca/housingmarketinformation>

For more information on MAC and the wealth of housing market information available to you, visit us today at <http://www.cmhc.ca/housingmarketinformation>

To subscribe to priced, printed editions of the national standardized product suite or regional specialty publications, call 1 800 668-2642.

©2006 Canada Mortgage and Housing Corporation. All rights reserved. CMHC grants reasonable rights of use of this publication's content solely for personal, corporate or public policy research, and educational purposes. This permission consists of the right to use the content for general reference purposes in written analyses and in the reporting of results, conclusions, and forecasts including the citation of limited amounts of supporting data extracted from this publication. Reasonable and limited rights of use are also permitted in commercial publications subject to the above criteria, and CMHC's right to request that such use be discontinued for any reason.

Any use of the publication's content must include the source of the information, including statistical data, acknowledged as follows:


Source: CMHC (or "Adapted from CMHC," if appropriate), name of product, year and date of publication issue.

Other than as outlined above, the content of the publication cannot be reproduced or transmitted to any person or, if acquired by an organization, to users outside the organization. Placing the publication, in whole or part, on a website accessible to the public or on any website accessible to persons not directly employed by the organization is not permitted. To use the content of any CMHC Market Analysis publication for any purpose other than the general reference purposes set out above or to request permission to reproduce large portions of, or entire CMHC Market Analysis publications, please contact: the Canadian Housing Information Centre (CHIC) at <mailto:chic@cmhc.gc.ca>; (613) 748-2367 or 1 800 668-2642

For permission, please provide CHIC with the following information:  
Publication's name, year and date of issue.

Without limiting the generality of the foregoing, no portion of the content may be translated from English or French into any other language without the prior written permission of Canada Mortgage and Housing Corporation.

The information, analyses and opinions contained in this publication are based on various sources believed to be reliable, but their accuracy cannot be guaranteed. The information, analyses and opinions shall not be taken as representations for which Canada Mortgage and Housing Corporation or any of its employees shall incur responsibility.



# STAY ON TOP OF THE HOUSING MARKET

Enhance your decision-making with the latest information on Canadian housing trends and opportunities.

Access accurate, comprehensive and current housing data on-line, through a national suite of publications and a number of other statistical reports and tables.


## Hyperlinks to free reports:

- Canadian Housing Statistics
- Consumer Intentions to Buy or Renovate a Home
- Housing Information Monthly
- Housing Market Outlook, Canada
- Housing Market Outlook, Major Centres
- Housing Now, Canada
- Housing Now, Major Centres
- Housing Now, Regional
- Monthly Housing Statistics
- Preliminary Housing Start Data
- Rental Market Provincial Highlight Reports
- Rental Market Reports, Major Centres

## Also available: regional specialty reports

- Analysis of the Resale Market, Québec Centres
- B.C. Seniors' Housing Market Survey
- Greater Toronto Area (GTA) Condominium Report
- Housing Market Tables: Selected South Central Ontario Centres
- Market at a Glance, Prairie Centres
- Ontario Retirement Homes Report
- Residential Construction Digest, Prairie Centres
- The Retirement Home Market Study, Québec Centres

Get the market intelligence you need today!  
Visit: [www.cmhc.ca/housingmarketinformation](http://www.cmhc.ca/housingmarketinformation)



## CANADIAN WOOD-FRAME HOUSE CONSTRUCTION

This national best-selling guide to constructing a wood-frame house is the ideal learning tool and job-site manual. The new edition of Canadian Wood-Frame House Construction has been updated to reflect the residential requirements of the 2005 National Building Code of Canada. In addition, many changes have been made to bring the book in line with current building science research, construction methods and construction materials. Order now at [www.cmhc.ca](http://www.cmhc.ca) or call 1 800 668-2642