



Catalogue no. 89-627-XIE — No. 1

ISSN 1914-6450

ISBN 978-0-662-46724-3

## Analytical Paper

**Inuit in Canada: Findings from the Aboriginal Peoples Survey - Survey of Living Conditions in the Arctic**

# Harvesting and Country Food: Fact Sheet

2001

by Heather Tait

Social and Aboriginal Statistics Division  
7th Floor, Jean Talon Building, Ottawa, K1A 0T6

Telephone: 613-951-5979



Statistics  
Canada

Statistique  
Canada

Canada

## How to obtain more information

Specific inquiries about this product and related statistics or services should be directed to: Social and Aboriginal Statistics Division, Statistics Canada, Ottawa, Ontario, K1A 0T6 (telephone: 613-951-5979).

For information about this product or the wide range of services and data available from Statistics Canada, visit our website at [www.statcan.ca](http://www.statcan.ca) or contact us by e-mail at [infostats@statcan.ca](mailto:infostats@statcan.ca) or by phone from 8:30am to 4:30pm Monday to Friday at:

### **Toll-free telephone** (Canada and the United States):

Inquiries line	1-800-263-1136
National telecommunications device for the hearing impaired	1-800-363-7629
Fax line	1-877-287-4369
Depository Services Program inquiries line	1-800-635-7943
Depository Services Program fax line	1-800-565-7757

### **Statistics Canada national contact centre:**

Fax line	1-613-951-8116
	1-613-951-0581

## Information to access the product

This product, catalogue no. 89-627-XIE, is available for free in electronic format. To obtain a single issue, visit our website at [www.statcan.ca](http://www.statcan.ca) and select Publications.

## Standards of service to the public

Statistics Canada is committed to serving its clients in a prompt, reliable and courteous manner. To this end, the Agency has developed standards of service which its employees observe in serving its clients. To obtain a copy of these service standards, please contact Statistics Canada toll free at 1-800-263-1136. The service standards are also published on [www.statcan.ca](http://www.statcan.ca) under About us > Providing services to Canadians.



Statistics Canada  
Social and Aboriginal Statistics Division

## Inuit in Canada: Findings from the Aboriginal Peoples Survey - Survey of Living Conditions in the Arctic

# Harvesting and Country Food: Fact Sheet

2001

Published by authority of the Minister responsible for Statistics Canada

© Minister of Industry, 2007

All rights reserved. The content of this electronic publication may be reproduced, in whole or in part, and by any means, without further permission from Statistics Canada, subject to the following conditions: that it be done solely for the purposes of private study, research, criticism, review or newspaper summary, and/or for non-commercial purposes; and that Statistics Canada be fully acknowledged as follows: Source (or "Adapted from", if appropriate): Statistics Canada, year of publication, name of product, catalogue number, volume and issue numbers, reference period and page(s). Otherwise, no part of this publication may be reproduced, stored in a retrieval system or transmitted in any form, by any means—electronic, mechanical or photocopy—or for any purposes without prior written permission of Licensing Services, Client Services Division, Statistics Canada, Ottawa, Ontario, Canada K1A 0T6.

September 2007

Catalogue no. 89-627-XIE  
ISSN 1914-6450  
ISBN 978-0-662-46724-3

Frequency: occasional

Ottawa

La version française de cette publication est disponible sur demande (n° 89-627-XIF au catalogue).

---

### Note of appreciation

Canada owes the success of its statistical system to a long-standing partnership between Statistics Canada, the citizens of Canada, its businesses, governments and other institutions. Accurate and timely statistical information could not be produced without their continued cooperation and goodwill.

## Symbols

The following standard symbols are used in Statistics Canada publications:

- . not available for any reference period
- .. not available for a specific reference period
- ... not applicable
- 0 true zero or a value rounded to zero
- 0<sup>s</sup> value rounded to 0 (zero) where there is a meaningful distinction between true zero and the value that was rounded
- <sup>p</sup> preliminary
- <sup>r</sup> revised
- x suppressed to meet the confidentiality requirements of the *Statistics Act*
- <sup>E</sup> use with caution
- F too unreliable to be published

## Table of contents

	<b>Page</b>
Harvesting and Country Food .....	6
Did you know? .....	6
Country food an important food source .....	7
About half think that harvesting activities won't change in the next 5 years .....	7
Freshness of food in local stores .....	8
Sharing food .....	8



# Harvesting and Country Food

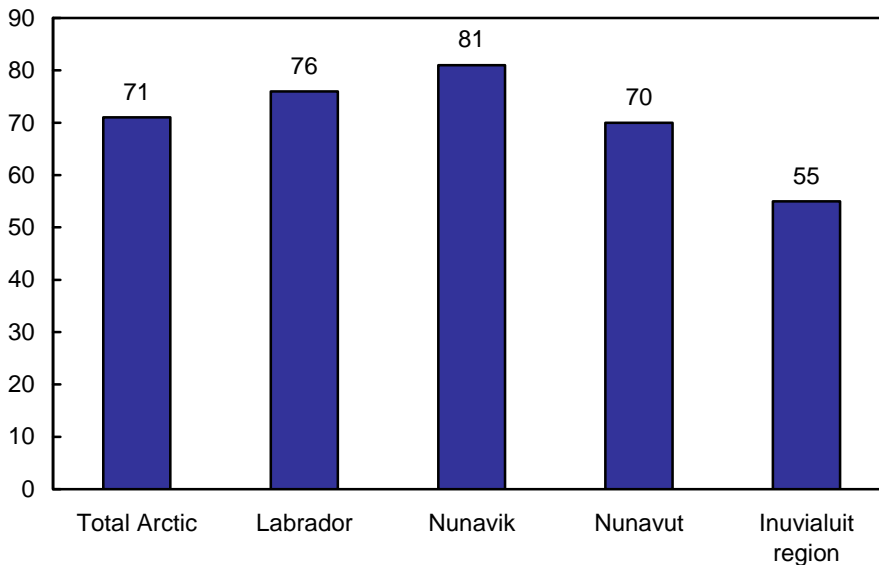
## Did you know?

About 71% of Inuit adults in the Canadian Arctic were involved in harvesting country food during 2000. Country food includes such things as caribou, whales, seals, ducks, arctic char, shellfish and berries among others.

- 80% of men harvested country food compared to 63% of women.
- Inuit men aged 45 to 54 had the highest level of participation in harvesting country food (90%).
- Inuit aged 15 to 24 had the lowest level of participation at 65% (74% for men and 55% for women).
- About 8 in 10 Inuit adults in both Labrador and Nunavik had harvested while just fewer than 6 in 10 of those in the Inuvialuit region had done so. The figure for Nunavut was 7 in 10.

**Chart 1**  
**Inuit adults harvesting country food by region, 2001**

percentage harvesting



**Source:** Statistics Canada, Aboriginal Peoples Survey, 2001.

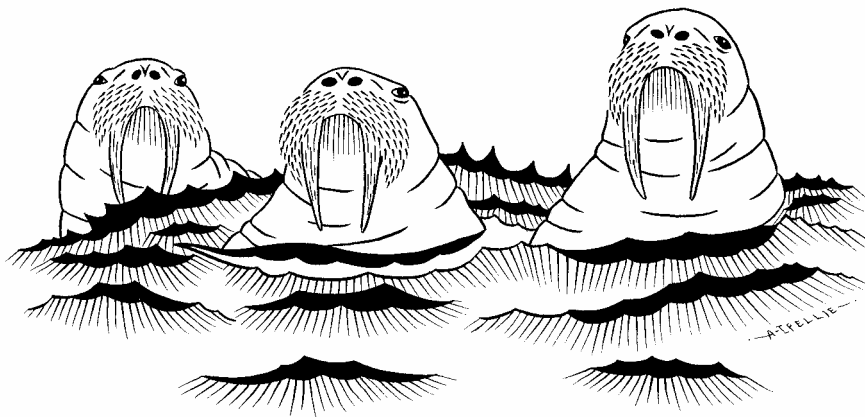
## Country food an important food source

Country food remains an important food source for many Inuit. In 71% of Inuit households in the Arctic, at least half of the meat or fish eaten was country food.

- Country food made up about half or more than half of the meat or fish eaten in 78% of Inuit households in Nunavik; 73% in Nunavut; 70% in the Inuvialuit region and 56% of Inuit households in Labrador.
- Nearly half of all Inuit children in Nunavut, Nunavik and the Inuvialuit region ate wild meat five to seven days a week. In Labrador, 22% of Inuit children ate wild meat this often.
- Inuit children in Nunavik were the most likely to eat fish and seafood on a regular basis.

## About half think that harvesting activities won't change in the next 5 years

- In 2001, 49% of adults in the Arctic thought that harvesting activities would not change for themselves or others in their households over the next five years.
- 21% thought activities would increase, 13% predicted a decrease and 17% stated they didn't know.
- The main reason given by those predicting an increase was growth in the number of hunters, fishers, trappers and gatherers. The main reason for a decrease was fewer resources to harvest and a greater scarcity of local fish and game.



## Freshness of food in local stores

While much food eaten in the North is harvested from the land or sea, many types of food such as fruit, vegetables, and milk, need to be transported long distances from the South. The result is often higher costs and food that is not fresh.

- 33% of Inuit adults in the Arctic said they were dissatisfied with the freshness of food in their local stores.
- Inuit in the Inuvialuit region and Labrador were more likely to be dissatisfied with the freshness of food in their local stores than those living in Nunavut and Nunavik.
- 45% of Inuit adults in the Inuvialuit region and Labrador were dissatisfied with the freshness of food in their local stores compared to 32% in Nunavut and 23% in Nunavik.

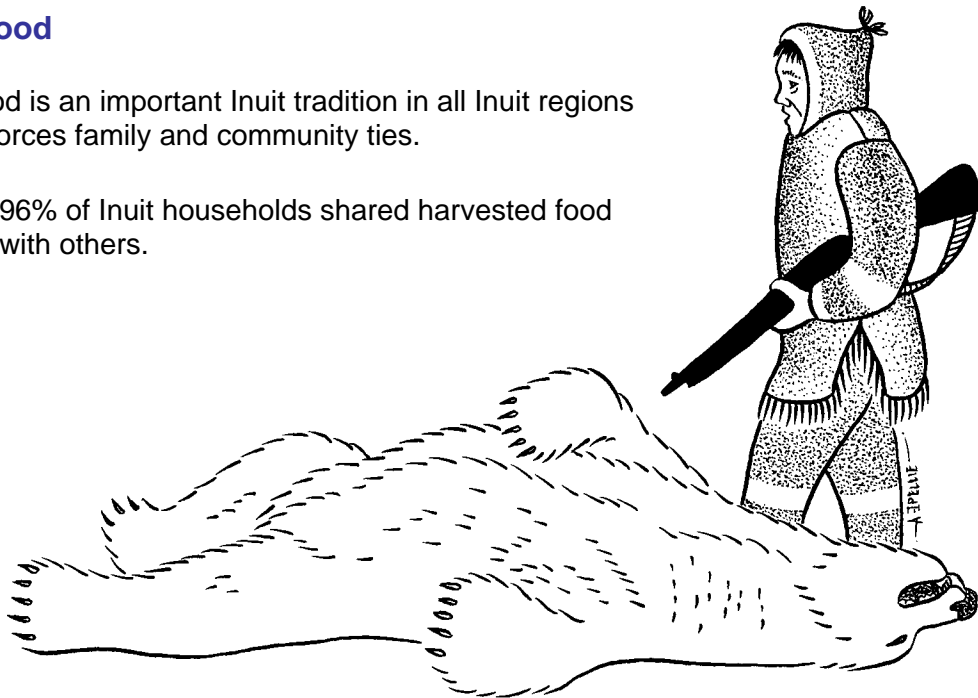
Although many Inuit were dissatisfied with the freshness of food in their local stores, the majority were satisfied with the availability of country food through harvesting and sharing.

- 85% of adults in the Arctic said they were satisfied with the availability of country food.

## Sharing food

Sharing food is an important Inuit tradition in all Inuit regions which reinforces family and community ties.

- 96% of Inuit households shared harvested food with others.





### About this report

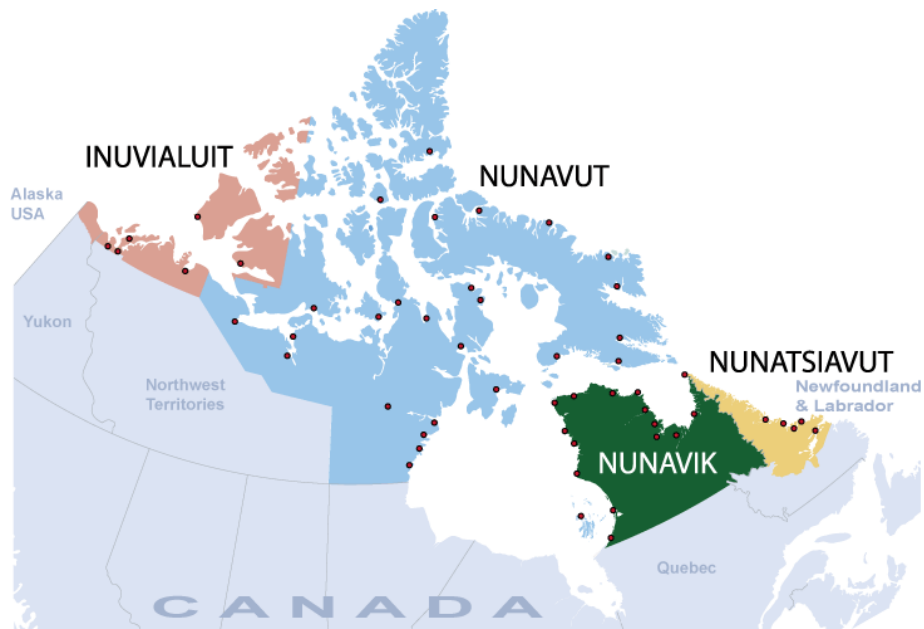
This Inuit fact sheet is one in a series based on data from the 2001 Aboriginal Peoples Survey (APS). This report is a joint publication between The Social and Aboriginal Statistics Division at Statistics Canada and Inuit Tapiriit Kanatami.

For more information on harvesting from the 2001 APS, see the report entitled "Harvesting and community well-being among Inuit in the Canadian Arctic: Preliminary findings from the 2001 Aboriginal Peoples Survey – Survey of Living Conditions in the Arctic"

<http://www.statcan.ca/english/freepub/89-619-XIE/89-619-XIE2006001.htm>

For this report, Inuit adults are those that identified as Inuk on the APS, either alone or in combination with a North American Indian or Métis identity.

The Canadian Arctic refers to the four Inuit Land Claim Settlement Regions where the majority of Inuit live 1) the northern coastal region of Labrador; 2) Nunavik in northern Quebec; 3) the territory of Nunavut, and; 4) the Inuvialuit region in the Northwest Territories.



For this fact sheet, "Labrador" consists of Rigolet, Happy Valley-Goose Bay, Makkovik, Nain and Postville. (This makes it different from the Nunatsiavut region, which excludes Happy Valley-Goose Bay and includes Hopedale). The Inuvialuit region consists of the following communities: Inuvik, Aklavik, Sachs Harbour, Paulatuk, Ulukhaktok (Holman) and Tuktoyaktuk.

### Artist Information

Alootook Ipellie was born in a hunting camp on the north coast of Frobisher Bay in the Northwest Territories. He grew up in Iqaluit (formerly Frobisher Bay), and had a multifaceted career in the fine arts. As a graphic artist, cartoonist, photographer and writer, he contributed to many Inuit publications in the Canadian Arctic until his passing in September 2007.