



LIBRARY of PARLIAMENT
BIBLIOTHÈQUE du PARLEMENT

TRADE AND INVESTMENT



Canadian Trade and Investment Activity: Canada–Benin

**Publication No. 2010-73-E
1 November 2010**

Simon Lapointe

International Affairs, Trade and Finance Division
Parliamentary Information and Research Service

***Canadian Trade and Investment Activity:
Canada–Benin
(Trade and Investment Series)***

HTML and PDF versions of this publication are available on IntraParl (the parliamentary intranet) and on the Parliament of Canada website.

Ce document est également publié en français.

The Library of Parliament ***Trade and Investment*** series provides information on Canada's trade and investment relationship with selected countries. Particular attention is paid to bilateral merchandise trade, trade in services, and foreign investment. These publications are prepared by the Parliamentary Information and Research Service, which carries out research for and provides information and analysis to parliamentarians and Senate and House of Commons committees and parliamentary associations.

Merchandise Trade

In 2009, Canada's bilateral merchandise trade with Benin totalled \$9.1 million, consisting mostly of Canadian exports to Benin. Canadian imports from Benin were about \$3,000 in 2009, and have been negligible every year since 1990, the earliest year for which data are available.

Benin was Canada's 142nd largest export destination in the world in 2009, and the 24th largest in Africa (excluding the Middle East). Benin was one of Canada's least significant sources of imports in that year.

Ontario is the largest provincial exporter to Benin, followed by Quebec. In 2009, Ontario exports to Benin were \$5.5 million, while exports from Quebec totalled \$2.5 million.

Ontario and Alberta have been Canada's fastest-growing provincial exporters to Benin in recent years. Exports from Ontario averaged 41% growth per year from 2004 to 2009. Exports from Alberta grew at an average rate of 31% per year over that same period.

Figure 1

Merchandise Trade

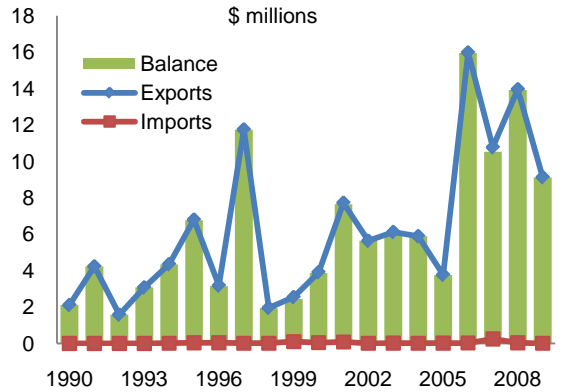


Figure 2

Importance to Canada

Average Yearly Growth (%): 2004-2009 Share of Total Trade (%): 2004-2009

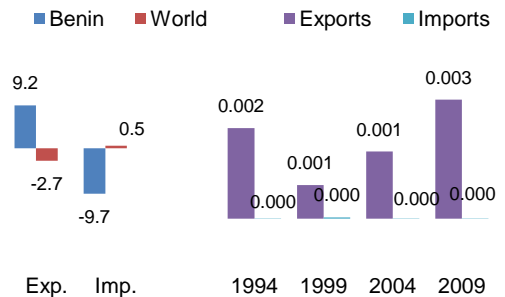
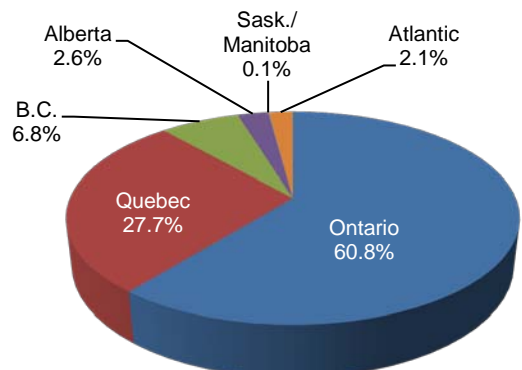


Figure 3

Exports by Province/Territory – 2009



All figures were prepared by the author using Statistics Canada annual figures as of spring 2010. The merchandise trade data are customs-based; the services trade and foreign direct investment data are balance of payments-based.

Products

In 2009, Canadian exports to Benin were comprised mostly of meat and edible offal, motor vehicles and parts, and worn clothing. Canadian exports of meat and edible offal were valued at \$3.3 million (36% of total exports to Benin). Exports of motor vehicles and parts were valued at \$2.9 million (32%), while exports of worn clothing totalled \$2.1 million (23%). Canada's exports to Benin vary significantly from year to year.

The main imports from Benin in 2009 were specialized instruments, followed by knitted clothing and apparel. However, imports in both categories were negligible.

In 2009, Canada was a net exporter in all major product categories.

Data on trade in services and on foreign direct investment between Canada and Benin are not available.

Figure 4

Major Export Products

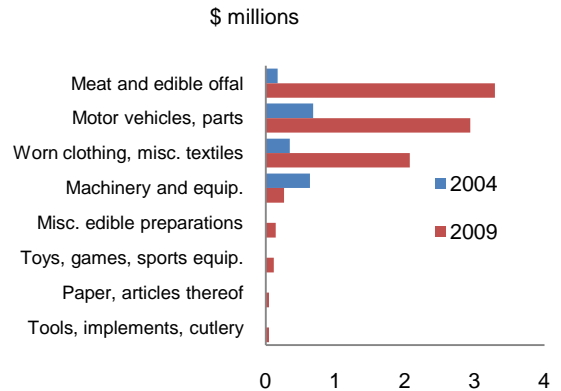


Figure 5

Major Import Products

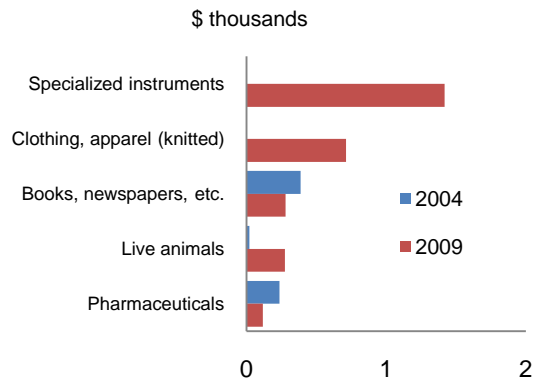
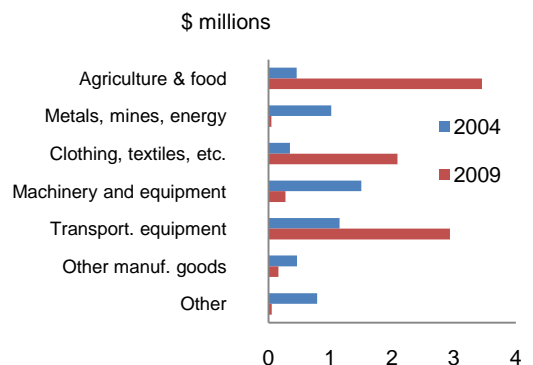


Figure 6

Balance by Category



All figures were prepared by the author using Statistics Canada annual figures as of spring 2010. The merchandise trade data are customs-based; the services trade and foreign direct investment data are balance of payments-based.