



LIBRARY of PARLIAMENT  
BIBLIOTHÈQUE du PARLEMENT

## TRADE AND INVESTMENT



### ***Canadian Trade and Investment Activity: Canada–Jordan***

Publication No. 2010-74-E  
5 October 2010

**Alexandre Gauthier  
Simon Lapointe**

International Affairs, Trade and Finance Division  
Parliamentary Information and Research Service

***Canadian Trade and Investment Activity:  
Canada–Jordan  
(Trade and Investment Series)***

HTML and PDF versions of this publication are available on IntraParl (the parliamentary intranet) and on the Parliament of Canada website.

*Ce document est également publié en français.*

The Library of Parliament ***Trade and Investment*** series provides information on Canada's trade and investment relationship with selected countries. Particular attention is paid to bilateral merchandise trade, trade in services, and foreign investment. These publications are prepared by the Parliamentary Information and Research Service, which carries out research for and provides information and analysis to parliamentarians and Senate and House of Commons committees and parliamentary associations.

## Merchandise Trade

In 2009, Canada's bilateral merchandise trade with Jordan totalled \$82.5 million, consisting of \$65.9 million in Canadian exports to, and \$16.6 million in imports from, Jordan. Both exports and imports have increased significantly over the last 10 years (236% for exports and 1,578% for imports), although trade between the countries has varied considerably from year to year.

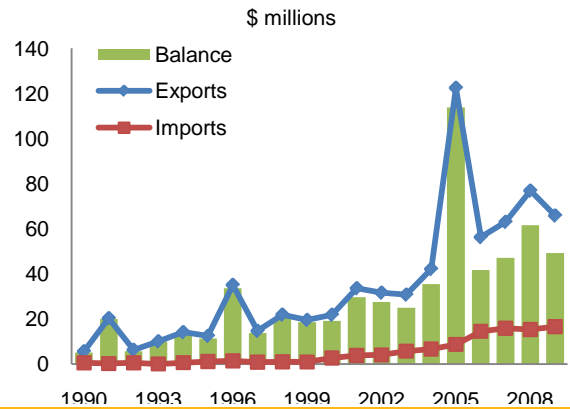
Jordan is neither a major export destination nor a major source of imports for Canada. Jordan was Canada's 14<sup>th</sup> largest export destination in the Middle East in 2009, but its 86<sup>th</sup> largest export destination worldwide. It was Canada's 12<sup>th</sup> largest source of imports from the Middle East in that year, and the 112<sup>th</sup> largest source of imports worldwide.

At the provincial level, Quebec and Ontario accounted for almost three-quarters of Canada's total exports to Jordan in 2009. Ontario exported \$26.1 million in goods to Jordan while Quebec exported \$22.1 million.

Saskatchewan and British Columbia have seen the fastest growth in exports to Jordan in recent years. From 2004 to 2009, exports from Saskatchewan grew an average of 50% per year. The average for British Columbia was 46.5%.

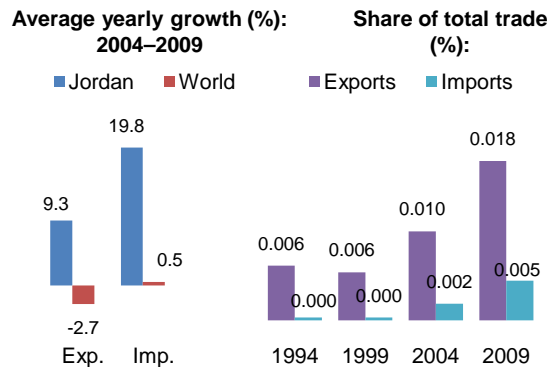
**Figure 1**

### Merchandise Trade



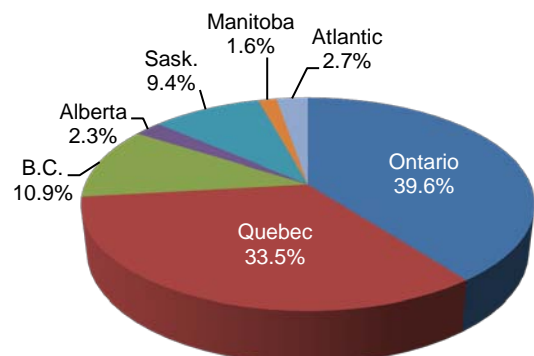
**Figure 2**

### Importance to Canada



**Figure 3**

### Exports by Province/Territory – 2009



All figures were prepared by the author using Statistics Canada annual figures as of spring 2010.

The merchandise trade data are customs-based; the services trade and foreign direct investment data are balance of payments-based.

## Products

The most important Canadian exports to Jordan are motor vehicles and parts, wood and wood articles, and machinery and equipment.

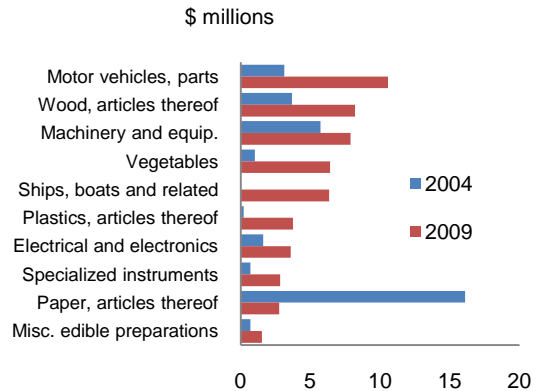
Imports to Canada from Jordan are mainly clothing and apparel. Together, clothing and apparel (knitted) and clothing and apparel (woven) made up about 72% of Canada's total imports from that country in 2009. The other significant imported products from Jordan in that year were precious metals, jewellery and coins, vegetables and inorganic chemicals.

In 2009, Canada had a trade surplus with Jordan in most product categories. The exceptions were textiles, a category in which Canada had a trade deficit of \$9.8 million, and metals, mine and energy, with a deficit of \$1.0 million.

*Data on trade in services and on foreign direct investment between Canada and Jordan are not available.*

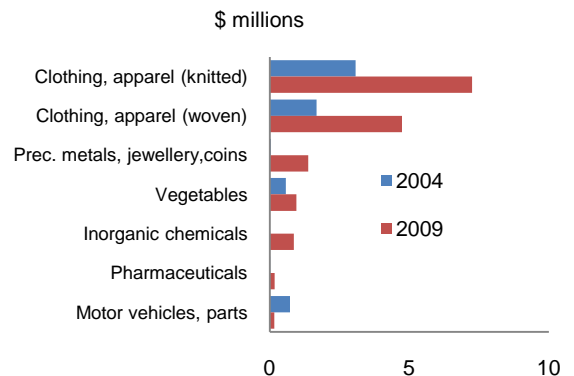
### Figure 4

#### Major Export Products



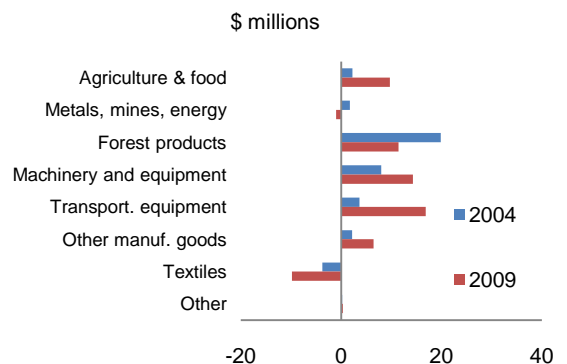
### Figure 5

#### Major Import Products



### Figure 6

#### Balance by Category



All figures were prepared by the author using Statistics Canada annual figures as of spring 2010.

The merchandise trade data are customs-based; the services trade and foreign direct investment data are balance of payments-based.