



LIBRARY of PARLIAMENT
BIBLIOTHÈQUE du PARLEMENT

TRADE AND INVESTMENT



Canadian Trade and Investment Activity: Canada–Serbia

**Publication No. 2010-79-E
14 October 2010**

Simon Lapointe

International Affairs, Trade and Finance Division
Parliamentary Information and Research Service

***Canadian Trade and Investment Activity:
Canada–Serbia
(Trade and Investment Series)***

HTML and PDF versions of this publication are available on IntraParl (the parliamentary intranet) and on the Parliament of Canada website.

Ce document est également publié en français.

The Library of Parliament ***Trade and Investment*** series provides information on Canada's trade and investment relationship with selected countries. Particular attention is paid to bilateral merchandise trade, trade in services, and foreign investment. These publications are prepared by the Parliamentary Information and Research Service, which carries out research for and provides information and analysis to parliamentarians and Senate and House of Commons committees and parliamentary associations.

Merchandise Trade

In 2009, Canada–Serbia bilateral merchandise trade totalled about \$29.4 million, consisting of \$19.1 million in Canadian exports to, and \$10.3 million in imports from, Serbia.

Serbia is not a major source of imports for Canada, nor is it a major export destination. Serbia was Canada's 117th largest export destination in the world and its 119th largest source of imports in 2009.

Exports to Serbia grew relatively rapidly following the independence of that country in 2006. In 2009, exports to Serbia surpassed their 2008 level, despite Canada's overall decline in exports in that year. On the other hand, after increasing between 2006 and 2007, imports from Serbia have since decreased.

At the provincial level, exports to Serbia originate mostly from Ontario and Quebec, with total exports valued at \$10.2 million and \$7.6 million respectively in 2009. Canada's remaining provinces combined (except for Saskatchewan and Manitoba) accounted for exports of \$1.4 million in that year.

Figure 1



Figure 2

Importance to Canada

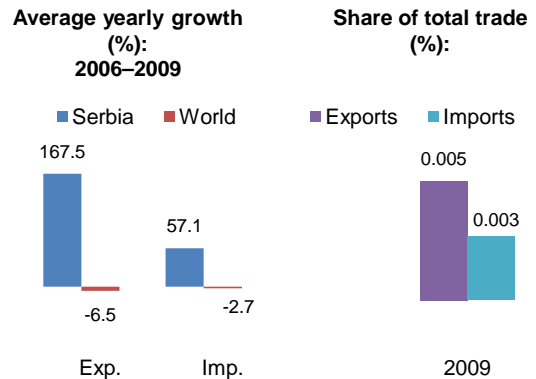
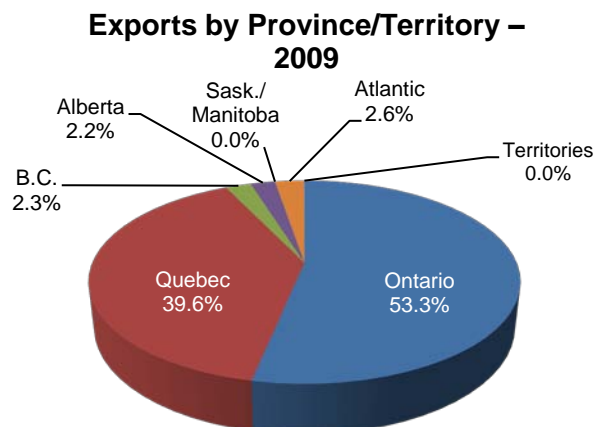


Figure 3



All figures were prepared by the author using Statistics Canada annual figures as of spring 2010.

The merchandise trade data are customs-based; the services trade and foreign direct investment data are balance of payments-based.

Products

Live animals were Canada's largest export to Serbia in 2009, with a value of \$3.9 million. Energy and related products was the next-largest export category that year, followed by machinery and equipment, pharmaceuticals, and motor vehicles and parts. Copper and copper articles were Canada's leading imports from Serbia in 2009. Other major import products in that year included furniture and prefabricated buildings, articles of iron and steel, fruits and nuts, and clothing and apparel (woven).

In 2009, Canada was a net importer of textile and leather products from Serbia, but a net exporter of most other product types. In 2006, Canada was a net importer of agricultural and food products, and metals, mines and energy products. By 2009, Canada had become a net exporter of these products.

Data on trade in services and on foreign direct investment between Canada and Serbia are not available.

Figure 4

Major Export Products

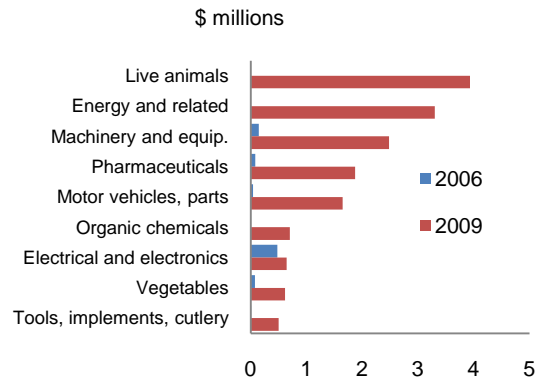


Figure 5

Major Import Products

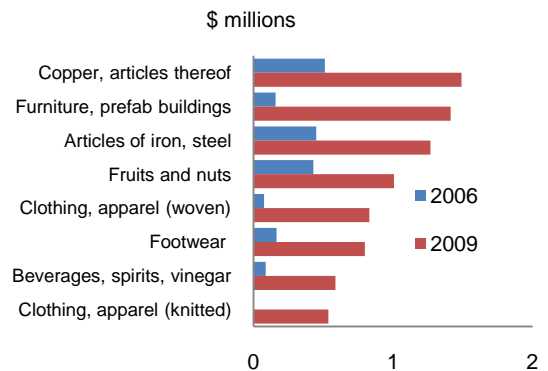
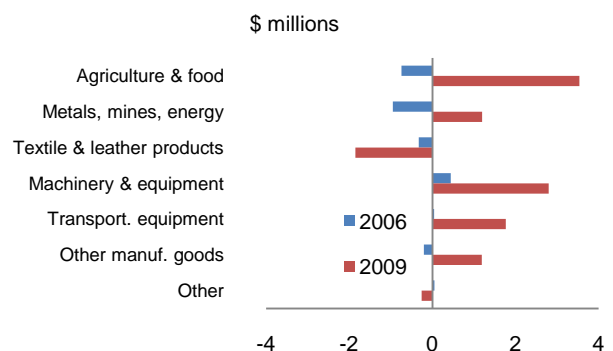


Figure 6

Balance by Category



All figures were prepared by the author using Statistics Canada annual figures as of spring 2010.

The merchandise trade data are customs-based; the services trade and foreign direct investment data are balance of payments-based.