



LIBRARY of PARLIAMENT
BIBLIOTHÈQUE du PARLEMENT

TRADE AND INVESTMENT



Canada–Armenia

**Publication No. 2011-109-E
5 August 2011**

Alexandre Gauthier*

International Affairs, Trade and Finance Division
Parliamentary Information and Research Service

Canada–Armenia
(Trade and Investment Series)

HTML and PDF versions of this publication are available on IntraParl
(the parliamentary intranet) and on the Parliament of Canada website.

Ce document est également publié en français.

The Library of Parliament ***Trade and Investment*** series provides information on Canada's trade and investment relationship with selected countries. Particular attention is paid to bilateral merchandise trade, trade in services, and foreign investment. These publications are prepared by the Parliamentary Information and Research Service, which carries out research for and provides information and analysis to parliamentarians and Senate and House of Commons committees and parliamentary associations.

- * Émilie Gravelle, formerly of the Library of Parliament, contributed to the preparation of this document.

CONTENTS

MERCHANDISE TRADE.....	1
PRODUCTS	2

Merchandise Trade

In 2010, Canada's bilateral merchandise trade with Armenia totalled \$48.8 million, consisting of \$18.9 million in Canadian exports to, and \$29.9 million in imports from, Armenia.

In recent years, bilateral merchandise trade between Canada and Armenia has increased. Between 2005 and 2010, Canadian exports to Armenia grew at an annual average rate of 30%, while Canada's global overall exports declined by 1.8% per year on average during that period. Canadian imports from Armenia increased at an annual average rate of 76% between 2005 and 2010.

Despite such significant growth in bilateral trade, however, Armenia is not a major trading partner for Canada. In 2010, Armenia was Canada's 125th largest export destination in the world, and its 18th largest export destination in Eastern Europe, a region that comprises 31 countries. That same year, Armenia was Canada's 103rd most significant source of imports in the world, and its 17th most significant source in Eastern Europe.

Quebec and Ontario were the two largest provincial exporters to Armenia in 2010. Together, their exports accounted for nearly 90% of all Canadian exports to the country. In 2010, Quebec's exports to Armenia were valued at \$10.1 million, while Ontario's exports had a value of \$6.8 million.

Figure 1

Merchandise Trade

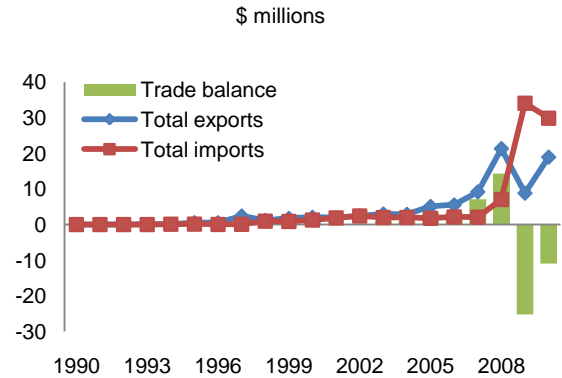


Figure 2

Importance to Canada

Average yearly growth (%): 2005–2010 Share of total trade (%):

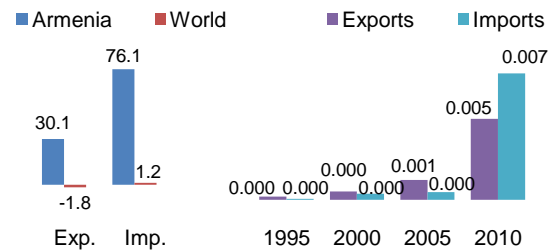
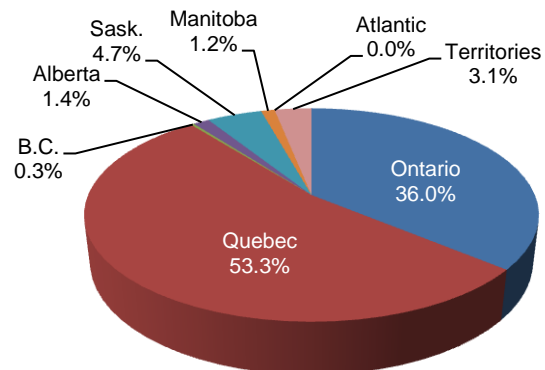


Figure 3

Exports by Province/Territory – 2010



All figures were prepared by the author using Statistics Canada annual figures as of spring 2011.
The merchandise trade data are customs-based; the services trade and foreign direct investment data are balance of payments-based.

Products

In 2010, Canadian exports to Armenia were comprised mostly of aircraft and parts, prepared meat and fish, and meat and edible offal. Exports of aircraft and parts were valued at \$6.4 million, which represented 34% of total exports to Armenia. Exports of prepared meat and fish were valued at \$5.7 million, and meat and edible offal had a value of \$3.0 million.

The main import products from Armenia are precious metals, jewellery and coins. These products were valued at \$28.9 million in 2010, a significant 7% increase from the 2005 value of \$0.4 million. Imports in other product categories were negligible in 2005 and in 2010.

In 2010, Canada had an overall trade deficit of \$10.9 million with Armenia, largely the result of a \$28.3 million deficit in trade in metals, mines and energy.

Data on trade in services and on foreign direct investment between Canada and Armenia are not available.

Figure 4

Major Export Products

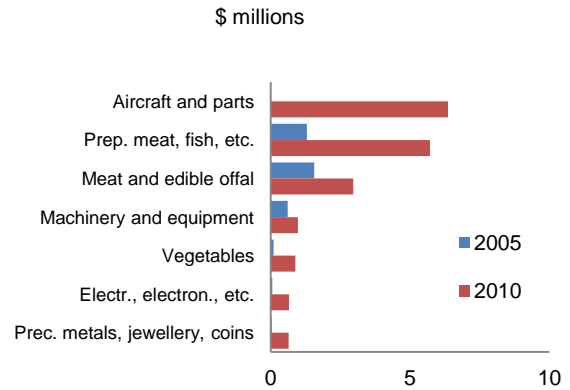


Figure 5

Major Import Products

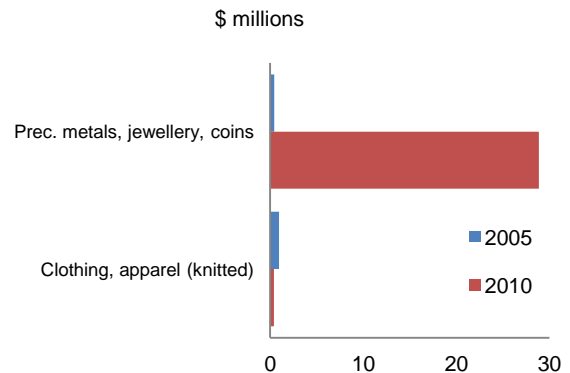
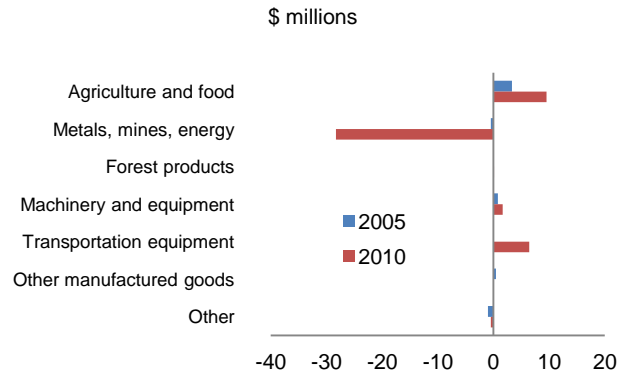


Figure 6

Balance by Category



All figures were prepared by the author using Statistics Canada annual figures as of spring 2011.
The merchandise trade data are customs-based; the services trade and foreign direct investment data are balance of payments-based.