



Fisheries and Oceans
Canada

Pêches et Océans
Canada

Canada's

WILD FISHERIES

Facts and Figures



www.sustainable-seafood.ca / www.peche-durable.ca

Canada 

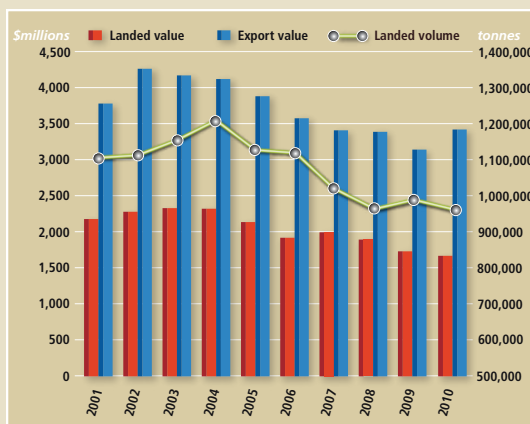
Did you know? Facts and Figures



- **Seafood is one of the largest single food commodities exported by Canada.**
- **Canada's exports of wild capture fish and seafood products were worth nearly \$3.6 billion in 2011.**
- **Canada is the 8th largest exporter of seafood products in the world in terms of value** (source: Food and Agriculture Organization of the United Nations, 2009).
- **Approximately 80,000 Canadians make their living directly from fishing and fishing related activities.**
- **Lobster remains Canada's top export species in terms of value, with 2011 exports totaling close to \$1.03 billion.**
- **Approximately 56% of Canada's wild capture fish and seafood exports were destined for the United States in 2011, at a value of more than \$2.01 billion.**
- **The European Union is also a significant market, importing almost \$397 million in 2011, or about 11.2% of Canada's wild capture fish and seafood products.**
- **China has surpassed Japan as the third largest trading partner, with \$352 million worth of Canadian wild fish and seafood exports being shipped to China in 2011.**



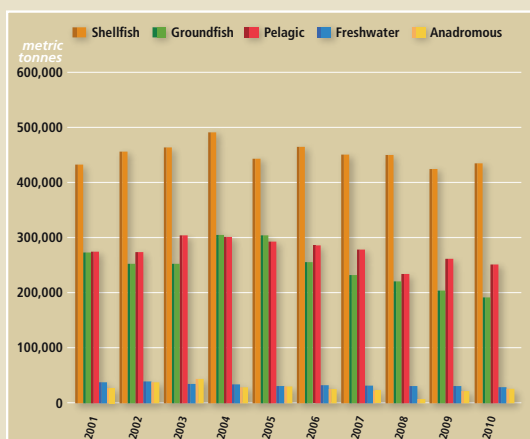
Wild capture fisheries in Canada – Landed volume and value and export value



Sources: Statistics Canada, Fisheries and Oceans Canada

Canada's exports of fish and seafood products have increased from \$3.3 billion in 2010 to \$3.6 billion in 2011. The value of our exports demonstrates Canada's position as a world leader in the export of fish and seafood products.

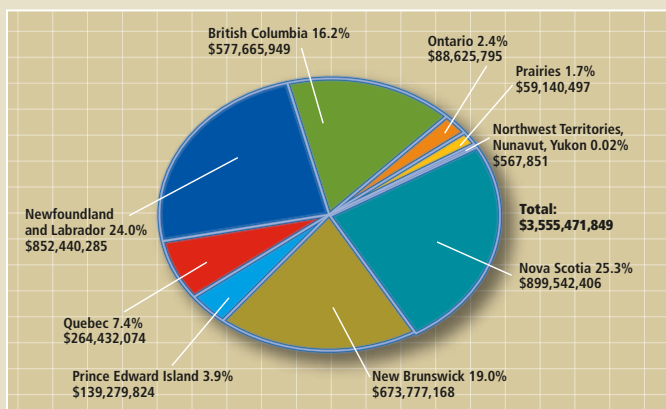
Landings of Shellfish, Groundfish, Pelagic Fish, Freshwater Fish and Anadromous Fish



Source: Fisheries and Oceans Canada

Over a span of 10 years, between 2001 and 2010, shellfish has been the most harvested category of wild fish, accounting for over 43% of the total amount of fish harvested among the five categories listed. It is followed by pelagic and groundfish, which together account for more than 50% of the harvest among the same five categories.

Wild capture – 2011 fish and seafood export value per province and territory



Source: Statistics Canada

Canada exports approximately 85% of all fish and seafood landed by Canadian fish harvesters. Canada's five most valuable wild fishery exports by species in 2011 were lobster, snow crab, shrimp, herring and scallops.





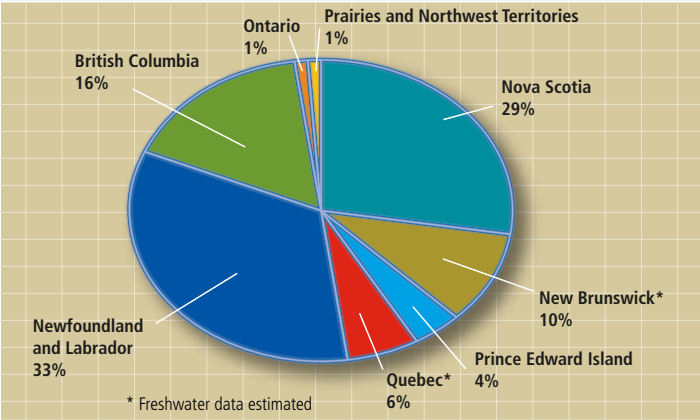
Top species harvested per province and territory based on landed value

Province/Territory	Species
Newfoundland and Labrador	Pandalus Borealis Shrimp Queen-Snow Crab Turbot-Greenland Flounder Stimpsons Surf Clams Lobster
Nova Scotia	Lobster Sea Scallops Queen-Snow Crab Pandalus Borealis Shrimp Haddock
Prince Edward Island	Lobster Herring American Oysters Queen-Snow Crab Rock Crab
New Brunswick	Lobster Queen-Snow Crab Herring Pandalus Borealis Shrimp Sea Scallops
Quebec	Lobster Queen-Snow Crab Pandalus Borealis Shrimp Turbot-Greenland Flounder Whelks
Ontario	Perch Yellow Pickerel Whitefish White bass Smelt

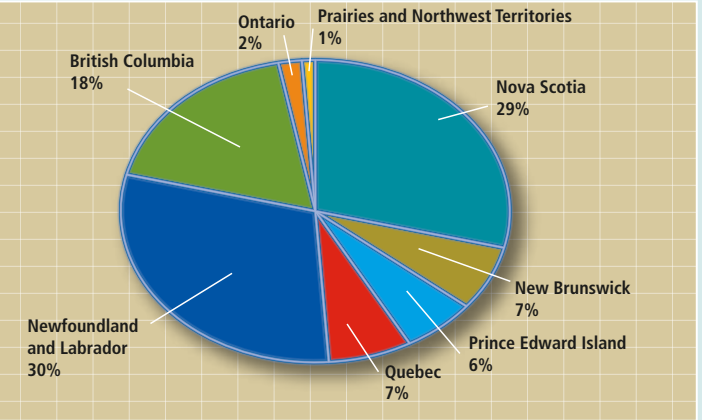
Province/Territory	Species
Manitoba	Yellow Pickerel Whitefish Pike Sauger Sucker (mullet)
Saskatchewan	Whitefish Yellow Pickerel Pike Sucker (mullet) Trout
Alberta	Whitefish Pike Yellow Pickerel Tullibee* <i>*includes Lake herring, Chub and Cisco</i>
British Columbia	Sockeye Salmon Halibut Geoduck Crabs Sablefish
Northwest Territories	Whitefish Yellow Pickerel Trout Pike
Nunavut	Arctic Char



Percentage of 2010 landed volume per province and territory



Percentage of 2010 landed value per province and territory



Source: Fisheries and Oceans Canada

Source: Fisheries and Oceans Canada

