

# ***CFV Viking Storm* Gulf of Alaska Salmon Survey, June 18 - July 5, 2008**

J.F.T. Morris, M. Trudel, M.E. Thiess, T.B. Zubkowski, S. Tucker,  
D.L. Harstad, Y. Jung, and H.R. Maclean

Fisheries and Oceans Canada  
Science Branch, Pacific Region  
Pacific Biological Station  
Nanaimo, British Columbia  
V9T 6N7

2010

## **Canadian Data Report of Fisheries and Aquatic Sciences 1227**



Fisheries  
and Oceans

Pêches  
et Océans

Canada

## **Canadian Data Report of Fisheries and Aquatic Sciences**

Data reports provide a medium for filing and archiving data compilations where little or no analysis is included. Such compilations commonly will have been prepared in support of other journal publications or reports. The subject matter of data reports reflects the broad interests and policies of the Department of Fisheries and Oceans, namely, fisheries and aquatic sciences.

Data reports are not intended for general distribution and the contents must not be referred to in other publications without prior written authorization from the issuing establishment. The correct citation appears above the abstract of each report. Data reports are abstracted in *Aquatic Sciences and Fisheries Abstracts* and indexed in the Department's annual index to scientific and technical publications. Numbers 1 - 25 in this series were issued as Fisheries and Marine Service Data Records. Numbers 26 - 160 were issued as Department of Fisheries and the Environment, Fisheries and Marine Service Data Reports. The current series name was introduced with the publication of report number 161.

Data reports are produced regionally but are numbered nationally. Requests for individual reports will be filled by the issuing establishment listed on the front cover and title page. Out-of-stock reports will be supplied for a fee by commercial agents.

## **Rapport statistique canadien des sciences halieutiques et aquatiques**

Les rapports statistiques servent à classer et à archiver les compilations de données pour lesquelles il y a peu ou point d'analyse. Ces compilations auront d'ordinaire été préparées à l'appui d'autres publications ou rapports. Les sujets des rapports statistiques reflètent la vaste gamme des intérêts et des politiques du ministère des Pêches et des Océans, c'est-à-dire les sciences halieutiques et aquatiques.

Les rapports statistiques ne sont pas destinés à une vaste distribution et leur contenu ne doit pas être mentionné dans une publication sans autorisation écrite préalable de l'établissement auteur. Le titre exact paraît au-dessus du résumé de chaque rapport. Les rapports statistiques sont résumés dans la revue *Résumés des sciences aquatiques et halieutiques*, et ils sont classés dans l'index annuel des publications scientifiques et techniques du Ministère.

Les numéros 1 à 25 de cette série ont été publiés à titre de relevés statistiques, Services des pêches et de la mer. Les numéros 26 à 160 ont été publiés à titre de rapports statistiques du Service des pêches et de la mer, ministère des Pêches et de l'Environnement. Le nom actuel de la série a été établi lors de la parution du numéro 161.

Les rapports statistiques sont produits à l'échelon régional, mais numérotés à l'échelon national. Les demandes de rapports seront satisfaites par l'établissement auteur dont le nom figure sur la couverture et la page du titre. Les rapports épuisés seront fournis contre rétribution par des agents commerciaux.

Canadian Data Report of  
Fisheries and Aquatic Sciences 1227

2010

*CFV VIKING STORM* GULF OF ALASKA SALMON SURVEY,  
JUNE 18 - JULY 5, 2008

by

J.F.T. Morris, M. Trudel, M.E. Thiess, T.B. Zubkowski,  
S. Tucker, D.L. Harstad, Y. Jung, and H.R. Maclean

Fisheries and Oceans Canada  
Science Branch, Pacific Region  
Pacific Biological Station  
Nanaimo, BC V9T 6N7

© Her Majesty the Queen in Right of Canada, 2010  
Cat. No. Fs 97-13/1227E ISSN 0706-6465

Correct citation for this publication:

Morris, J.F.T., Trudel, M., Thiess, M.E., Zubkowski, T.B., Tucker, S., Harstad, D.L., Jung, Y., and Maclean, H.R. 2010. *CFV Viking Storm* Gulf of Alaska salmon survey, June 18 - July 5, 2008. Can. Data Rep. Fish. Aquat. Sci. 1227: 218 p.

**LIST OF TABLES**

Table 1. Tow positions and catch summaries of Pacific salmon for the CFV VIKING STORM survey to the Gulf of Alaska, 18/06/2008 - 05/07/2008.....	10
Table 2. Catch summaries for each size class of Chinook salmon for the CFV VIKING STORM survey to the Gulf of Alaska, 18/06/2008 - 05/07/2008.....	14
Table 3. Biological data collected for each salmon caught on the CFV VIKING STORM survey to the Gulf of.....	18
Table 4. Physical oceanographic data collected on the CFV VIKING STORM survey to the Gulf of Alaska, 18/06/2008 - 05/07/2008.....	173
Table 5. Zooplankton data from bongo tows collected on the CFV VIKING STORM survey to the Gulf of Alaska, 18/06/2008 - 05/07/2008.....	178
Table 6. Coded Wire Tag (CWT) data collected on the CFV VIKING STORM survey to the Gulf of Alaska, 18/06/2008 - 05/07/2008.....	183
Table 7. Pit tag data collected for chinook salmon caught on the CFV VIKING STORM survey to the Gulf of Alaska, 18/06/2008 - 05/07/2008.....	190

## LIST OF FIGURES

Figure 1. Fishing stations on the <i>CFV VIKING STORM</i> survey to the Gulf of Alaska, 18/06/2008 - 05/07/2008. ....	191
Figure 2. Oceanographic stations on the <i>CCGS W.E. Ricker</i> survey to the Gulf of Alaska, 18/06/2008 - 05/07/2008. ....	192
Figure 3. Plankton stations on the <i>CCGS W.E. Ricker</i> survey to the Gulf of Alaska, 18/06/2008 - 05/07/2008. ....	193
Figure 4. Distribution of catches of age 0.0 juvenile pink salmon. All were less than 200 mm in fork length. Symbol size (●) is proportional to catch per tow; zero catches are shown by a (+). ....	194
Figure 5. Distribution of catches of age 0.0 juvenile chum salmon. All were less than 200 mm in fork length. Symbol size (●) is proportional to catch per tow; zero catches are shown by a (+) ....	195
Figure 6. Distribution of catches of age X.0 juvenile sockeye salmon. All were less than 200 mm in fork length. Symbol size (●) is proportional to catch per tow; zero catches are shown by a (+). ....	196
Figure 7. Distribution of catches of age X.0 juvenile coho salmon. All were less than 300 mm in fork length. Symbol size (●) is proportional to catch per tow; zero catches are shown by a (+). ....	197
Figure 8. Distribution of catches of juvenile chinook less than 100 mm in fork length. Symbol size (●) is proportional to catch per tow; zero catches are shown by a (+). ....	198
Figure 9. Distribution of catches of juvenile chinook salmon from 100 to 199 mm in fork length. Symbol size (●) is proportional to catch per tow; zero catches are shown by a (+). ....	199
Figure 10. Distribution of catches of juvenile chinook salmon from 200 to 299 mm in fork length. Symbol size (●) is proportional to catch per tow; zero catches are shown by a (+). ....	200
Figure 11. Distribution of catches of chinook salmon from 300 to 399 mm in fork length. Symbol size (●) is proportional to catch per tow; zero catches are shown by a (+). ....	201
Figure 12. Distribution of catches of chinook salmon from 400 to 499 mm in fork length. Symbol size (●) is proportional to catch per tow; zero catches are shown by a (+). ....	202

Figure 13. Distribution of of chinook salmon from 500 to 599 mm in fork length. Symbol size (●) is proportional to catch per tow; zero catches are shown by a (+). .....	203
Figure 14. Distribution of of chinook salmon from 600 to 699 mm in fork length. Symbol size (●) is proportional to catch per tow; zero catches are shown by a (+). .....	204
Figure 15. Distribution of of chinook salmon from 700 to 799 mm in fork length. Symbol size (●) is proportional to catch per tow; zero catches are shown by a (+). .....	205
Figure 16. Distribution of of chinook salmon from 800 to 899 mm in fork length. Symbol size (●) is proportional to catch per tow; zero catches are shown by a (+). .....	206
Figure 17. Distribution of of chinook salmon from 900 to 999 mm in fork length. Symbol size (●) is proportional to catch per tow; zero catches are shown by a (+). .....	207
Figure 18. Distribution of adult pink catches. Symbol size (●) is proportional to catch per tow; zero catches are shown by a (+). .....	208
Figure 19. Distribution of adult chum catches. Symbol size (●) is proportional to catch per tow; zero catches are shown by a (+). .....	209
Figure 20. Distribution of adult sockeye catches. Symbol size (●) is proportional to catch per tow; zero catches are shown by a (+). .....	210
Figure 21. Distribution of adult coho catches. Symbol size (●) is proportional to catch per tow; zero catches are shown by a (+). .....	211
Figure 22. Distribution of juvenile steelhead catches. Symbol size (●) is proportional to catch per tow; zero catches are shown by a (+). .....	212
Figure 23. Distribution of adult steelhead catches. Symbol size (●) is proportional to catch per tow; zero catches are shown by a (+). .....	213
Figure 24. Recovery sites of juvenile chinook with CWT's from the Columbia-Snake River. These age 1.0 juvenile chinook were all released in the spring of 2008. ....	214
Figure 25. Recovery sites of juvenile coho with CWT's from coastal Oregon and Washington. These age 1.0 juvenile coho were all released in the spring of 2008. ....	215

Figure 26. Recovery sites of juvenile sockeye with CWT's from Cultus Lake on the Fraser River drainage system. These age 1.0 juvenile sockeye were all released in the spring of 2008. .... 216

Figure 27. Recovery sites of juvenile sockeye with CWT's from Redfish Lake in Idaho on the Snake River drainage system. These age 1.0 juvenile sockeye were all released in the spring of 2008. .... 217

Figure 28. Size distribution of Pacific salmon caught on the *CFV Viking Storm* survey to the Gulf of Alaska, 18/06/2008 - 05/07/2008. .... 218



**ABSTRACT**

Morris, J.F.T., Trudel, M., Thiess, M.E., Zubkowski, T.B., Tucker, S., Harstad, D.L., Jung, Y., and Maclean, H.R. 2010. *CFV Viking Storm* Gulf of Alaska salmon survey, June 18 - July 5, 2008. Can. Data Rep. Fish. Aquat. Sci. 1227: viii + 218 p.

The Highseas Salmon program of Fisheries and Oceans Canada conducted a survey of Pacific salmon in the Gulf of Alaska from June 18-July 5, 2008 on the *CFV Viking Storm*. The objectives of the survey were to (1) evaluate the distribution and ecology of juvenile Pacific salmon (*Oncorhynchus spp.*) during their first year in the ocean, (2) describe the ambient oceanographic conditions, and (3) quantify the biomass of zooplankton. Fish, oceanographic, and zooplankton sampling was conducted at stations off the west coast of Vancouver Island, in Queen Charlotte Sound, Hecate Strait, Dixon Entrance, and off the west coast of the Queen Charlotte Islands. Some additional oceanographic and zooplankton sampling was also conducted in the Strait of Georgia.

A total of 18292 juvenile Pacific salmon, that were in their first summer (age X.0) in the ocean, were caught on this survey. Of these, 63 were juvenile pink salmon (*O. gorbuscha*), 9670 were juvenile chum salmon (*O. keta*), 7100 were juvenile sockeye salmon (*O. nerka*), 17 were juvenile steelhead (*O. mykiss*), 607 were juvenile coho salmon (*O. kisutch*), and 835 were juvenile chinook salmon (*O. tshawytscha*) under 300 mm in fork length. Juvenile pink were caught occasionally throughout Queen Charlotte Sound, Hecate Strait and Dixon Entrance. Juvenile chum were caught primarily on the west coast of Vancouver Island both on the shelf, and in Barklay Sound and Quatsino Sound. Juvenile steelhead were caught primarily on the shelf off the west coast of Vancouver Island. Juvenile sockeye, coho, and chinook salmon were caught all along the south to north range of the survey, including the west coast of the Queen Charlotte Islands.

The survey recovered 173 CWT juvenile chinook from the Columbia-Snake River, 22 CWT juvenile coho from coastal Oregon and Washington, 2 CWT juvenile sockeye from Cultus Lake on the Fraser River drainage system, and 2 CWT juvenile sockeye from Redfish Lake on the Snake River basin in Idaho. The CWT recovery patterns support previous studies by the Highseas Salmon program that demonstrated that a significant proportion juvenile chinook, coho and sockeye undertake a rapid northward migration along the continental shelf in their first year at sea<sup>(34, 35, and 36)</sup>.

## RÉSUMÉ

Morris, J.F.T., Trudel, M., Thiess, M.E., Zubkowski, T.B., Tucker, S., Harstad, D.L., Jung, Y., and Maclean, H.R. 2010. *CFV Viking Storm* Gulf of Alaska salmon survey, June 18 - July 5, 2008. Can. Data Rep. Fish. Aquat. Sci. 1227: viii + 218 p.

Le programme canadien des Saumons en Haute Mer de Pêches de Océans Canada a réalisé une étude sur les saumons du Pacifique dans le Golfe de l'Alaska du 18 juin au 5 juillet 2008 à bord du CFV Viking Storm. Les objectifs de cette étude étaient de (1) évaluer la distribution et l'écologie des saumons du Pacifique (*Oncorhynchus* spp.) juvéniles durant leur première année en mer, (2) décrire les conditions océanographiques ambiantes, et (3) quantifier la biomasse de zooplancton. Nous avons mesuré les conditions océanographiques et échantillonné le zooplancton et les poissons à des stations situées la côte ouest de l'Île de Vancouver, le détroit de la Reine Charlotte, le détroit d'Hecate, le détroit de Dixon, et sur la côte ouest des Îles de la Reine Charlotte. Les conditions océanographiques et le zooplankton ont aussi été récoltés dans le détroit de Georgie.

En tout, 18292 saumons du Pacifique juvéniles ont été capturés durant cette étude, incluant: 63 saumons roses (*O. gorbuscha*) juvéniles, 9670 saumons kétas (*O. keta*) juvéniles, 7100 saumons rouges (*O. nerka*) juvéniles, 17 truites de mer juvéniles (*O. mykiss*), 607 saumons cohos (*O. kisutch*) juvéniles durant leur premier été en mer, et 835 saumons quinnats (*O. tshawytscha*) ayant une longueur à la fourche inférieure à 300 mm. Les saumons juvéniles roses ont été capturés occasionnellement dans le détroit de la Reine Charlotte, le détroit d'Hecate, et le détroit de Dixon. Les saumons juvéniles kétas ont été capturés principalement sur la côte ouest de l'Île de Vancouver, tant sur le plateau continental que dans le canal de Barkley et le canal de Quatsino. Les truites de mer juvéniles ont été capturées principalement sur la côte ouest de l'Île de Vancouver. Les saumons juvéniles rouges, coho, et quinnats ont été capturés sur le plateau continental sur toute l'aire de l'étude, y compris la côte ouest des Îles de la Reine Charlotte.

Durant cette étude, nous avons récolté 173 saumons quinnats juvéniles marqués à l'aide de CWT qui provenaient de la rivière Columbia-Snake, 22 saumons cohos juvéniles marqués à l'aide de CWT qui provenaient de l'Orégon et du Washington, 2 saumons rouges juvéniles marqués à l'aide de CWT qui provenaient du lac Cultus dans le bassin de drainage du Fleuve Fraser, et 2 saumons rouges juvéniles marqués à l'aide de CWT qui provenaient du lac Redfish dans le bassin de drainage de la rivière Snake. La récolte de ces CWT supporte les études précédentes menées par le programme canadien des Saumons en Haute Mer, et démontre qu'une proportion significative de saumons quinnats juvéniles, saumons cohos juvéniles, et saumons rouges juvéniles migrent rapidement vers le nord sur le plateau continental durant leur première année en mer (34, 35, et 36).

## INTRODUCTION

The Highseas Program of Fisheries and Oceans Canada has conducted annual Pacific salmon surveys in the Gulf of Alaska since 1995<sup>(1-33)</sup>. The main objectives of these surveys were to collect information on (1) the distribution and ecology of Pacific salmon (*Oncorhynchus spp.*) during their ocean phase, (2) the ambient oceanographic conditions, and (3) the distribution and biomass of zooplankton.

This report documents the data collected for the survey completed from June 18 to July 5, 2008 on the *CFV Viking Storm*. The survey design comprised fish, oceanographic, and zooplankton sampling from the west coast of Vancouver Island to Dixon Entrance.

## MATERIALS AND METHODS

### General Survey Information

Figures 1, 2, and 3 show the fishing, oceanographic, and zooplankton stations, respectively, completed by the *CFV Viking Storm* on the June 18-July 5, 2008 survey. A total of 106 fishing stations, 132 oceanographic stations, and 132 zooplankton stations were completed. The survey conducted scientific operations in Juan de Fuca Strait, off the west coast of Vancouver Island, in Quatsino Sound, in Queen Charlotte Sound, in Hecate Strait, in Dixon Entrance, and off the west coast of the Queen Charlotte Island. Three of the Highseas Salmon program's standard cross-shelf transects were completed: the Estevan Point transect on the west coast of Vancouver Island, the Triangle Island transect across Queen Charlotte Sound, and the Hecate Strait transect. In addition, three cross-shelf transects were completed off Cape Beale, Tofino, and Esperanza on the west coast of Vancouver Island. On the last two days of the survey, we conducted some additional plankton and oceanographic sampling in the Strait of Georgia.

### Fishing Gear and Fishing Operations

The Highseas Salmon program chartered the *CFV Viking Storm* to conduct the survey. The *CFV Viking Storm* is a 27.4 m commercial stern trawler, that is owned and operated by the Leader Fishing Ltd., New Westminster, BC, Canada. The *CFV Viking Storm* was skippered by Chris Roberts and crewed by Flo Salm, Russel Farrington, and Arvend "Butch" Acton.

The *CFV Viking Storm* towed our program's model 240 mid-water trawl that is a 3 bridle design built by Cantrawl Nets Ltd. The mid-water trawl is made up of the four following sections: 1) a heavy-duty front end of hexagonal web of 5/16 in Tenex rope; 2) a tapered body with 64 in., 32 in., 16 in. 8 in. and 4 in polypropylene sections; 3) an intermediate section of 3 in. polypropylene; and 4) a codend of 1.5 in knotted nylon that was fitted with a 0.25 in. mesh insert. On each wing of the hexagonal front end section, three 150 ft bridles of 5/8 in. wire rope were attached at 3 tow points. These bridles

converged to delta plates from which a single hook-up was made to 5 m Jet doors. The *CFV Viking Storm* towed the trawl with 150 m of warp to fish at the surface at 5 knots ( $2.6 \text{ m s}^{-1}$ ). This typically achieved a mouth opening of approximately 28 m wide by 16 m deep.

### **Oceanographic Sampling**

At oceanographic stations, the scientific crew (1) conducted CTD (conductivity-temperature-depth) casts, (2) collected seawater samples at 10 m from the surface with a Niskin bottle for nitrate, phosphate, silicate, and salinity, and (3) filtered surface seawater on GF/F glass fibre filter disks for chlorophyll *a*. Nitrate, phosphate, and silicate samples were collected in acid-washed glass test tubes, and the glass fiber disks were put in polypropylene scintillation vials. All these samples were stored frozen. CTD casts were conducted to 250 m or within 10 m of the bottom with a Seabird SBE 19 probe. Several calibration samples from selected CTD casts were collected over the course of the survey with Niskin bottles at depths where the salinities were stable.

### **Zooplankton Sampling**

At zooplankton stations, vertical bongo tows to approximately 150 m or within 10 m of the bottom were conducted with two 57 cm diameter, 253  $\mu\text{m}$  Nitex nets. One of the nets was equipped with a flowmeter. Zooplankton collected from the net with the flowmeter were preserved in 10% formalin and sent to the zooplankton laboratory at the Institute of Ocean Sciences, Fisheries and Oceans Canada (Sidney, BC) for species classification and enumeration. Zooplankton taken from the net without flowmeter were sorted into four size fractions by successively sieving through 8.0, 1.7, 1.0, and 0.25 mm screens. Each size fraction was weighed wet, dried at  $60^\circ\text{C}$  for 48 hours, re-weighed, and stored in plastic bags for future stable isotope, bomb calorimetry, and proximate analyses.

## **RESULTS**

### **Salmon Catch Data**

Table 1 and 2 report information on trawl tows and a summary of Pacific salmon catches for this survey. Tow information includes: station ID, transect name, sampling region, date and time, start latitude ( $^\circ\text{N}$ ) and longitude ( $^\circ\text{W}$ ), heading ( $^\circ\text{T}$ ; degrees true), and bottom depth (m). Station ID numbers consisted of the Pacific Biological Station cruise designation such as "HS200814", where HS stands for High Seas, followed by a tow number such as "HS200814-JF01" for tow #1 in Juan de Fuca. The station ID number serves as the primary key in the High Seas salmon database that links fishing tow information with the oceanographic and zooplankton tables.

In Table 1, catch totals are provided for all chinook salmon (*O. tshawytscha*) ("CK") that includes all ages and size classes, and separately for juveniles and adults of chum salmon (*O. keta*) ("CM"), coho salmon (*O. kisutch*) ("CO"), pink salmon (*O.*

*gorbuscha*) (“PK”), sockeye salmon (*O. nerka*) (“SE”), and . In this report, juveniles are defined as salmon in their first summer in the ocean (age X.0). Adults include all older age groups (age X.1+ or older). Chum, coho, pink, and sockeye salmon were separated into juveniles and adults based on the non-overlapping, bimodal distributions of fork lengths (Figure 19). Table 2 provides chinook catch totals per tow for 100 mm fork length intervals up to 1100 mm. In this report juvenile chinook less than 300 mm in fork length were classified as juveniles, based on the examination of fork length data from age 0.0 and age 1.0 CWT recoveries from previous Highseas Salmon summer surveys.

## Biological Data

Table 3 reports the detailed biological data collected from each Pacific salmon caught during the survey. Individual salmon were assigned a fish number which consisted of the cruise identifier, “HS200814”, followed hierarchically by tow number, species code, and sample number. For example, “HS200814-D01-124-001” refers to tow number D01 or tow #1 in Dixon Entrance, species code “124” for chinook salmon, and the consecutive sample number within tow and species “001”. We used the following codes from Fisheries and Oceans’ Salmon Stock Assessment database: 108, pink salmon; 112, chum salmon; 115, coho salmon; 118, sockeye salmon; 124, chinook salmon; and 128, steelhead salmon. Biological data presented for each salmon includes species common name, fork length, and observed fin clip. It also includes, where available, whole body weight (g wet), sex, stomach content weight (g wet), % water that is based on the ratio of dry to wet whole body weight, coded wire tag number, and pit tag number.

## Juvenile Salmon Catch Distributions

On this summer survey, a total of 7899 juvenile Pacific salmon in their first ocean year were caught offshore on the continental shelf. Of these, 824 were juvenile chinook salmon (*O. tshawytscha*) under 300 mm in fork length, 507 were juvenile coho salmon (*O. kisutch*), 2102 were juvenile sockeye salmon (*O. nerka*), 63 were juvenile pink salmon (*O. gorbuscha*), 4386 were juvenile chum salmon (*O. keta*), and 17 were juvenile steelhead (*O. mykiss*) (Tables 1 and 2). Juvenile chinook less than 300 mm were caught primarily off the west coast of Vancouver Island (Figures 8, 9, and 10). Juvenile coho and sockeye salmon were caught throughout the range of the survey (Figures 6 and 7). Juvenile chum were caught primarily off the west coast of Vancouver Island and in Queen Charlotte Sound, but a few were also caught in Hecate Strait (Figure 5). Juvenile pink catches were extremely low and scattered throughout Queen Charlotte Sound, Hecate Strait and Dixon Entrance (Figure 4). Sixteen juvenile steelhead were caught off the west coast of Vancouver Island (Figure 22). They were generally caught further offshore near the shelf break than juveniles of other salmon species. One juvenile steelhead was caught in Hecate Strait.

In addition, a total of 10393 juvenile salmon were caught in two inlets on the west coast of Vancouver Island. On one tow in Imperial Eagle Channel in Barkley Sound,

4998 juvenile sockeye, 5058 juvenile chum, and 11 juvenile coho were caught (Figures 5,6, and 7); and on 3 tows in Quatsino Sound, 226 juvenile chum and, 89 juvenile coho, and 10 juvenile chinook were caught (Figures 5,7, 9 and 10).

### **Sizes of Juvenile Salmon**

Figure 28 shows the length frequencies for each species of salmon caught on the shelf. Juvenile steelhead, pink, sockeye, and coho fork lengths were all normally distributed with means of 227, 122, 135, and 198 mm. The distribution of juvenile chum fork lengths was bi-modal, with a mode at approximately 85 mm representing a small class of juveniles that were caught in Juan de Fuca Strait and off the west coast of Vancouver Island, and a second mode at approximately 135 mm representing a larger size class that were caught throughout the survey. Juvenile chinook were overwhelmingly represented by 1.0 stream ecotypes in the spring that are travelling rapidly northward along the shelf. These averaged 201 mm in fork length based on CWT recoveries, and this coincides with the approximate mid-point of the first mode of the chinook size distribution.

### **CWT and PIT TAG Recoveries**

Table 6 reports the details on the coded wire tag (CWT) salmon caught during the survey. Reported information includes the coded wire tag number, the assigned fish number, species common name, the date and region of recovery, the fork length (mm) at capture, the release area, the name of the agency and hatchery that released the tagged fish, the brood year, and dates of first and second hatchery releases.

A total of 173 CWT juvenile chinook from the Columbia-Snake River watershed were recovered (Table 6). These were all age 1.0, stream ecotypes in their first year in the ocean. The recovery pattern of these CWT'S (Figure 24) supports studies by this Highseas Salmon program that a significant proportion of Columbia-Snake River juvenile chinook undertake a rapid northward migration along the shelf in their first year at sea, and that the migration stream bifurcates around the Queen Charlotte Islands<sup>(35)</sup>.

A total of 22 CWT juvenile coho from Oregon and Washington were recovered off the west coast of Vancouver Island (Table 6). The recovery pattern of these CWT's (Figure 25) is consistent with studies by this Highseas Salmon program<sup>(34)</sup>, that demonstrated that a significant proportion from most coho stocks from the northwest continental USA undertake a rapid northward migration along the shelf in their first year at sea.

A total of 4 CWT juvenile sockeye were recovered on this survey: two from Redfish Lake on the Snake River basin in Idaho, and two from Cultus Lake in the Fraser River basin in south-western British Columbia (Table 6, Figures 26 and 27). The Canadian Department of Fisheries and Oceans tagged the two Cultus Lake sockeye with agency only tags, but the molecular genetics laboratory here at PBS was able to identify their stock origins from DNA allele frequencies. The four CWT recoveries

demonstrated that juvenile sockeye also take extensive, fast moving migrations along the shelf: one Redfish Lake juvenile sockeye was caught off Vancouver Island (Figure 26), but the other Redfish Lake and the two Cultus Lake juvenile sockeye were caught further north in Dixon Entrance.

One PIT tagged juvenile chinook from the Columbia-Snake watershed was recovered off the west coast of Vancouver Island (Table 7). The juvenile chinook, labelled HS200814-VI05-124-001, had been tagged in the fall of 2007 on Big Creek in Idaho, passed through its 1<sup>st</sup> monitor on its downstream migration on May 17, 2008, and was captured off Barkley Sound on June 20, 2008. Its overall average migration rate down the Columbia-Snake River and along the continental shelf from the mouth of the Columbia River to point-of-capture was estimated at 43.2 km/day.

### **Oceanographic Data**

Table 4 reports the physical oceanographic data collected during the survey, including the station ID number, transect, region, the date and time in UTC, the latitude (°N) and longitude (°W), sea surface temperature (SST; °C), and salinity (SSS; ppt) taken from the CTD files, sea surface salinities (ppt) determined from the sample bottles that were used to calibrate the CTD probe, nitrate, silicate and phosphate concentrations ( $\mu\text{mol L}^{-1}$ ), and chlorophyll *a* ( $\mu\text{g L}^{-1}$ ).

The contact procedure to obtain the CTD files is available at:

[http://www-sci.pac.dfo-mpo.gc.ca/osap/data/default\\_e.htm](http://www-sci.pac.dfo-mpo.gc.ca/osap/data/default_e.htm)

### **Zooplankton Data**

Table 5 reports the zooplankton data by station collected by the Bongo tows, including the station ID number, transect, region, latitude (°N) and longitude (°W), bottom depth (m), the date and time, target depth (m), tow duration, wire angle (degrees), and volume of ocean water sampled in cubic meters that is calculated from the flow meter readings. Also shown are the dry weights (g) of zooplankton which were standardised to 1,000 cubic meters sampled for the 8.0, 1.7, 1.0, and 0.25 mm size fractions as well as for the total sample.

The contact procedure to obtain detail species records from selected plankton sampling stations is available at:

[http://www.pac.dfo-mpo.gc.ca/sci/osap/projects/plankton/zooplanktondatabase\\_e.htm](http://www.pac.dfo-mpo.gc.ca/sci/osap/projects/plankton/zooplanktondatabase_e.htm)

**REFERENCES**

- 1) Welch, D. W., Morris, J. F. T., Demers, E., and Carlson, H. R. 2002. *F.V. Anita J. Gulf of Alaska salmon survey, March 25 - April 9, 1995*. Can. Data Rep. Fish. Aquat. Sci. 1097: 19 p.
- 2) Welch, D. W., Morris, J. F. T., Demers, E., and Carlson, H. R. 2002. *CCGS W.E. Ricker Gulf of Alaska salmon survey, October 2-20, 1995*. Can. Data Rep. Fish. Aquat. Sci. 1098: 23 p.
- 3) Welch, D. W., Morris, J. F. T., Demers E., and Wing, B. L. 2002. *F.V. Columbia Gulf of Alaska salmon survey, October 7 - November 10, 1995*. Can. Data Rep. Fish. Aquat. Sci. 1099: 112 p.
- 4) Welch, D. W., Morris, J. F. T., Demers, E., and Eveson, J.P. 2002. *CCGS W.E. Ricker Gulf of Alaska salmon survey, October, 1996*. Can. Data Rep. Fish. Aquat. Sci. 1100: 64 p.
- 5) Welch, D. W., Morris, J. F. T., and Demers, E. 2002. *CCGS W.E. Ricker Gulf of Alaska salmon survey, March - April, 1997*. Can. Data Rep. Fish. Aquat. Sci. 1101: 19 p.
- 6) Welch, D. W., Morris, J. F. T., and Demers, E. 2002. *CCGS W.E. Ricker Gulf of Alaska salmon survey, November - December, 1997*. Can. Data Rep. Fish. Aquat. Sci. 1102: 45 p.
- 7) Welch, D. W., Morris, J. F. T., Ladouceur, A. R., Tucker, S., and Demers, E. 2002. *CCGS W.E. Ricker Gulf of Alaska salmon surveys, 1998*. Can. Data Rep. Fish. Aquat. Sci. 1103: 188 p.
- 8) Welch, D. W., Morris, J. F. T., Ladouceur, A. R., Tucker, S., and Demers, E. 2002. *CCGS W.E. Ricker Gulf of Alaska salmon surveys, 1999*. Can. Data Rep. Fish. Aquat. Sci. 1104: 113p.
- 9) Welch, D. W., Morris, J. F. T., Thiess, M. E., Trudel, M., and Anderson, D. J. 2003. *CCGS W.E. Ricker Gulf of Alaska salmon survey, June 27 to July 6, 2000*. Can. Data Rep. Fish. Aquat. Sci. 1125: 110 p.
- 10) Welch, D. W., Morris, J. F. T., Thiess, M. E., Trudel, M., Ladouceur, A. R., Jacobs, M. C., Zubkowski, T. B., Demers, E., and Zamon, J. E. 2004. *CCGS W.E. Ricker Gulf of Alaska salmon survey, June 14-24, 2001*. Can. Data Rep. Fish. Aquat. Sci. 1135: 86 p.



- 11) Welch, D. W., Morris, J. F. T., Thiess, M. E., Trudel, M., Ladouceur, A. R., Zubkowski, T. B., MacLean, H. R., Jacobs, M. C., and Winchell, P. M. 2004. *CCGS W.E. Ricker* Gulf of Alaska salmon survey, October 9 to November 5, 2001. *Can. Data Rep. Fish. Aquat. Sci.* 1136: 145 p.
- 12) Welch, D. W., Morris, J. F. T., Thiess, M. E., Trudel, M., Ladouceur, A. R., Jacobs, M. C., Zubkowski, T. B., and MacLean, H. R. 2004. *CCGS W.E. Ricker* Gulf of Alaska salmon survey, August 15-26, 2002. *Can. Data Rep. Fish. Aquat. Sci.* 1137: 121 p.
- 13) Welch, D. W., Morris, J. F. T., Thiess, M. E., Trudel, M., Ladouceur, A. R., Zubkowski, T. B., Jacobs, M. C., Winchell, P.M., and MacLean, H. R. 2004. *CCGS W.E. Ricker* Gulf of Alaska salmon survey, October 17 to November 9, 2002. *Can. Data Rep. Fish. Aquat. Sci.* 1138: 122 p.
- 14) Welch, D. W., Morris, J. F. T., Thiess, M. E., Trudel, M., Ladouceur, A. R., Zubkowski, T. B., Jacobs, M. C., Winchell, P. M., and MacLean, H. R. 2004. *CCGS W.E. Ricker* Gulf of Alaska salmon survey, February 14-26, 2003. *Can. Data Rep. Fish. Aquat. Sci.* 1139: 65 p.
- 15) Welch, D. W., Morris, J. F. T., Thiess, M. E., Trudel, M., Zamon, J. E., Zubkowski, T. B., Ladouceur, A. R., Jacobs, M. C., Robert, M., and Wyeth, M. 2004. *CCGS W.E. Ricker* Gulf of Alaska salmon survey, October 4-30, 2000. *Can. Data Rep. Fish. Aquat. Sci.* 1141: 205 p.
- 16) Welch, D. W., Morris, J. F. T., Zamon, J. E., Thiess, M. E., Trudel, M., Ladouceur, A. R., Jacobs, M. C., Zubkowski, T. B., Demers, E., and Robert, M. 2004. *CCGS W.E. Ricker* Gulf of Alaska salmon survey, March 9-24, 2001. *Can. Data Rep. Fish. Aquat. Sci.* 1142: 67 p.
- 17) Welch, D. W., Morris, J. F. T., Thiess, M. E., Trudel, M., Ladouceur, A. R., Jacobs, M. C., Zubkowski, T. B., Winchell, P. M., and MacLean, H. R. 2004. *CCGS W.E. Ricker* Gulf of Alaska salmon survey, February 27 to March 17, 2002. *Can. Data Rep. Fish. Aquat. Sci.* 1143: 56 p.
- 18) Welch, D. W., Morris, J. F. T., Thiess, M. E., Trudel, M., Ladouceur, A. R., Zubkowski, T. B., Jacobs, M. C., Winchell, P. M., and MacLean, H. R. 2004. *CCGS W.E. Ricker* Gulf of Alaska salmon survey, June 9-11, 2003. *Can. Data Rep. Fish. Aquat. Sci.* 1144: 54 p.
- 19) Welch, D. W., Morris, J. F. T., Thiess, M. E., Trudel, M., Ladouceur, A. R., Jacobs, M. C., Zubkowski, T. B., and MacLean, H. R. 2004. *CCGS W.E. Ricker* Gulf of Alaska salmon survey, October 8-27, 2003. *Can. Data Rep. Fish. Aquat. Sci.* 1145: 116 p.

- 20) Welch, D. W., Morris, J. F. T., Thiess, M. E., Trudel, M., Ladouceur, A. R., Zubkowski, T. B., Jacobs, M. C., and MacLean, H. R. 2004. *F.V. Ocean Selector* Gulf of Alaska salmon survey, June 16-28, 2002. Can Data Rep. Fish. Aquat. Sci. 1146: 71 p.
- 21) Morris, J. F. T., Welch, D. W., Thiess, M. E., Trudel, M., Ladouceur, A. R., Jacobs, M. C., and Zubkowski, T. B. 2004. The joint USA – Canada echo integration - trawl survey in 2001: a report on the catch and biological data collected for Pacific salmon from July 28 to August 18. Can Data Rep. Fish. Aquat. Sci. 1150: 110 p.
- 22) Morris, J. F. T., Welch, D. W., Winchell, P. M., Thiess, M. E., Trudel, M., Zubkowski, T. B., and MacLean, H.R.. 2004. The joint USA – Canada echo integration - trawl survey from June 24 to September 8, 2003: a report on the catch and biological data collected for Pacific salmon off Southeast Alaska. Can Data Rep. Fish. Aquat. Sci. 1151: 43 p.
- 23) Morris, J. F. T., Trudel, M., Thiess, M. E., Zubkowski, T. B., and MacLean, H. R. 2007. *CCGS W.E. Ricker* Gulf of Alaska salmon survey, October 20 – November 21, 2004. Can. Data Rep. Fish. Aquat. Sci. 1184: 121 p.
- 24) Morris, J. F. T., Trudel, M., Thiess, M. E., Zubkowski, T. B., and MacLean, H. R. 2007. *CCGS W.E. Ricker* Gulf of Alaska salmon survey, March 4-25, 2006. Can. Data Rep. Fish. Aquat. Sci. 1185: 83 p.
- 25) Morris, J. F. T., Trudel, M., Thiess, M. E., Zubkowski, T. B., Boyle, C. A., and MacLean, H. R. 2007. *CFV Frosti* Gulf of Alaska salmon survey, October 27 - November 20, 2006. Can. Data Rep. Fish. Aquat. Sci. 1186: 136 p.
- 26) Morris, J. F. T., Trudel, M., Thiess, M. E., Zubkowski, T. B., and MacLean, H. R. 2007. *CFV Frosti* Gulf of Alaska salmon survey, June 28 - July 7, 2005. Can. Data Rep. Fish. Aquat. Sci. 1187: 125 p.
- 27) Morris, J. F. T., Trudel, M., Thiess, M. E., Zubkowski, T. B., Boyle, C. A., and MacLean, H. R. 2007. *CCGS W.E. Ricker* Gulf of Alaska salmon survey, February 28 - March 27, 2006. Can. Data Rep. Fish. Aquat. Sci. 1191: 73 p.
- 28) Morris, J. F. T., Trudel, M., Welch, D. W., Thiess, M. E., Zubkowski, T. B., and MacLean, H. R. 2007. *CCGS W.E. Ricker* Gulf of Alaska salmon survey, February 13- 28, 2004. Can. Data Rep. Fish. Aquat. Sci. 1193: 47p.
- 29) Morris, J. F. T., Trudel, M., Thiess, M. E., Zubkowski, T. B., and MacLean, H. R. 2007. *CCGS W.E. Ricker* Gulf of Alaska salmon survey, June 12-19, 2004. Can. Data Rep. Fish. Aquat. Sci. 1194: 150 p.

- 30) Morris, J. F. T., Trudel, M., Thiess, M. E., Zubkowski, T. B., Boyle, C. A., and Maclean, H. R. 2008. *CCGS W.E. Ricker* Gulf of Alaska salmon survey, June 21-30, 2006. *Can. Data Rep. Fish. Aquat. Sci.* 1198: 145 p.
- 31) Morris, J. F. T., Trudel, M., Thiess, M. E., Boyle, C. A., Zubkowski, T. B., and Maclean, H. R. 2008. *CCGS W.E. Ricker* Gulf of Alaska salmon survey, November 7 - December 5, 2006. *Can. Data Rep. Fish. Aquat. Sci.* 1199: 144 p.
- 32) Morris, J. F. T., Trudel, M., Thiess, M. E., Boyle, C. A., Zubkowski, T. B., and Maclean, H. R. 2008. *CCGS W.E. Ricker* Gulf of Alaska salmon survey, February 28 - March 23, 2007. *Can. Data Rep. Fish. Aquat. Sci.* 1206: 70 p.
- 33) Morris, J. F. T., Trudel, M., Thiess, M. E., Zubkowski, T. B., Maclean, H. R., Curtis, J. M. R., and Felli, L. 2009. *CCGS W.E. Ricker* Gulf of Alaska salmon survey, June 20-July 5, 2007. *Can. Data Rep. Fish. Aquat. Sci.* 1221: 178 p.
- 34) Morris, J.F.T., Trudel, M., Thiess, M., Sweeting, R.M., Fisher, J., Orsi, J.A., and Farley, E.V., Jr. 2006. Stock-specific migrations of juvenile coho salmon derived from coded-wire tag recoveries on the continental shelf of western North America. *Am. Fish. Soc. Symp.* 57: 81-104, 2007.
- 35) Trudel, M., J. Fisher, J. Orsi, J.F.T. Morris, M.E. Thiess, R.M. Sweeting, S. Hinton, E. Fergusson, E.V. Farley, Jr., and D.W. Welch. 2008. Distribution and migration of juvenile Chinook salmon derived from coded-wire tag recoveries along the continental shelf of western North America. *Transactions of the American Fisheries Society* *In Press*.
- 36) Tucker, S., M. Trudel, D.W. Welch, J.R. Candy, J.F.T. Morris, M.E. Thiess, C. Wallace, D.J. Teel, W. Crawford, E.V. Farley, Jr and T.D. Beacham. Seasonal Stock-Specific Migrations of Juvenile Sockeye Salmon Along the West Coast of North America: Implications for Growth. *Transactions of the American Fisheries Society* *In Press*.

Table 1 Tow positions and catch summaries of Pacific salmon for the CFV VIKING STORM survey to the Gulf of Alaska, 18/06/2008 - 05/07/2008.

Station ID	Station Name	Region	Date	Time	Latitude (°N)	Longitude (°W)	Heading (°T)	SOG (kts)	CK all	CM Juv	CM ad.	CO Juv	CO Ad.	PK Juv	PK Ad.	SE Juv	SE Ad.	SD Juv	SD Ad.
HS200814-JF01	JF - BEECHY HEAD	JF	19-Jun-08	07:35	48.290	123.690	284	6.58	0	0	0	0	0	1	0	8	0	0	0
HS200814-JF02	JF - SHERINGHAM PT	JF	19-Jun-08	08:59	48.348	123.888	298	6.48	0	2	0	0	0	0	0	0	0	0	0
HS200814-JF03	JF - MAGDELENA PT	JF	19-Jun-08	10:52	48.429	124.201	285	6.02	0	3	0	4	0	0	0	2	0	0	0
HS200814-JF04	JF - SOMBRIO	JF	19-Jun-08	12:02	48.471	124.336	317	5.25	0	2	0	0	0	0	0	0	0	0	0
HS200814-JF05	JF - PORT RENFREW	JF	19-Jun-08	13:26	48.538	124.510	282	4.55	0	17	0	15	0	0	0	0	0	0	0
HS200814-JF06	JF - CARMANAH PT	JF	19-Jun-08	14:59	48.567	124.704	293	3.97	1	254	0	5	1	0	0	2	0	0	0
HS200814-VI01	WCVI - CLO-OOSE	VI	19-Jun-08	16:29	48.600	124.882	284	4.08	4	103	0	1	0	0	0	0	0	0	0
HS200814-VI02	WCVI - PACHENA PT	VI	19-Jun-08	18:06	48.671	125.060	288	4.18	16	2600	3	1	1	0	0	0	0	0	0
HS200814-IVI01	BARKLEY SD - IMPERIAL EAGLE CH	IVI	20-Jun-08	07:18	48.905	125.216	213	4.89	3	5058	0	11	0	0	0	4998	0	0	0
HS200814-VI03	WCVI - OFF BARKLEY SD	VI	20-Jun-08	08:53	48.798	125.365	234	5.36	24	65	0	12	2	0	0	25	0	0	0
HS200814-VI04	WCVI - OFF BARKLEY SD	VI	20-Jun-08	10:52	48.680	125.595	229	4.8	51	40	0	4	36	0	0	5	0	0	1
HS200814-VI05	WCVI - OFF BARKLEY SD	VI	20-Jun-08	12:23	48.593	125.715	214	4.75	20	16	0	5	38	0	0	0	0	0	0
HS200814-VI06	WCVI - OFF BARKLEY SD	VI	20-Jun-08	13:59	48.483	125.857	222	4.86	10	3	0	4	5	0	0	5	0	0	0
HS200814-VI07	WCVI - OFF BARKLEY SD	VI	20-Jun-08	15:38	48.374	125.993	214	5.33	63	7	0	3	0	0	0	12	0	5	0
HS200814-VI08	WCVI - OFF BARKLEY SD	VI	20-Jun-08	17:15	48.257	126.103	224	4.84	0	0	0	0	0	0	0	0	0	1	0
HS200814-VI09	WCVI - OFF BARKLEY SD	VI	20-Jun-08	18:48	48.171	126.233	223	4.59	0	0	0	0	0	0	0	0	0	2	0
HS200814-VI10	WCVI - OFF TOFINO	VI	21-Jun-08	07:13	49.094	126.014	232	5.28	6	6	1	11	0	0	0	3	1	0	0
HS200814-VI11	WCVI - OFF TOFINO	VI	21-Jun-08	08:17	49.048	126.108	236	5.33	12	93	0	14	4	0	0	25	0	0	0
HS200814-VI12	WCVI - OFF TOFINO	VI	21-Jun-08	09:31	48.992	126.208	225	5.06	64	49	1	30	10	0	0	130	0	0	0
HS200814-VI13	WCVI - OFF TOFINO	VI	21-Jun-08	11:19	48.922	126.318	217	5.26	51	28	0	2	2	0	0	3	0	0	0
HS200814-VI14	WCVI - OFF TOFINO	VI	21-Jun-08	12:48	48.855	126.410	225	4.72	5	0	0	0	0	0	2	5	0	0	0
HS200814-VI15	WCVI - OFF TOFINO	VI	21-Jun-08	14:05	48.795	126.504	242	4.65	0	0	1	0	0	0	1	0	0	1	0
HS200814-VI16	WCVI - OFF CLAYUQUOT SD	VI	21-Jun-08	16:35	48.969	126.451	22	6.59	7	0	0	1	2	0	0	0	0	0	1
HS200814-VI17	WCVI - OFF CLAYUQUOT SD	VI	21-Jun-08	18:22	49.107	126.373	14	5.08	36	15	2	23	10	0	0	16	0	0	0
HS200814-EP01	WCVI - ESTEVAN PT	VI	22-Jun-08	07:18	49.334	126.556	234	4.27	25	328	1	32	12	0	0	92	0	0	0
HS200814-EP02	WCVI - ESTEVAN PT	VI	22-Jun-08	08:35	49.313	126.612	235	4.79	53	224	4	45	9	0	0	102	0	2	0
HS200814-EP03	WCVI - ESTEVAN PT	VI	22-Jun-08	11:03	49.278	126.682	236	5.12	38	13	1	22	4	0	0	8	0	1	0
HS200814-EP04	WCVI - ESTEVAN PT	VI	22-Jun-08	12:30	49.240	126.760	229	4.97	20	3	0	0	1	0	0	0	0	0	0
HS200814-EP05	WCVI - ESTEVAN PT	VI	22-Jun-08	13:39	49.203	126.837	240	4.61	10	0	1	0	0	0	0	0	0	0	0
HS200814-EP06	WCVI - ESTEVAN PT	VI	22-Jun-08	14:51	49.177	126.908	230	4.64	0	0	0	0	0	0	2	0	0	2	0

Table 1. Tow positions and catch summaries of Pacific salmon for the CFV VIKING STORM survey to the Gulf of Alaska, 18/06/2008 - 05/07/2008.

Station ID	Station Name	Region	Date	Time	Latitude (°N)	Longitude (°W)	Heading (°T)	SOG (kts)	CK all	CM Juv	CM ad.	CO Juv	CO Ad.	PK Juv	PK Ad.	SE Juv	SE Ad.	SD Juv	SD Ad.
HS200814-EP07	WCVI - ESTEVAN PT	VI	22-Jun-08	16:05	49.134	126.991	234	4.74	0	0	0	0	1	0	0	0	0	1	0
HS200814-EP08	WCVI - ESTEVAN PT	VI	22-Jun-08	17:49	49.037	127.162	232	4.83	0	0	1	0	3	0	1	0	0	1	0
HS200814-VI18	WCVI - OFF ESPERANZA	VI	23-Jun-08	08:17	49.637	126.958	229	4.95	27	190	3	3	6	0	1	130	0	0	0
HS200814-VI19	WCVI - OFF ESPERANZA	VI	23-Jun-08	09:30	49.590	127.048	229	5.09	25	123	0	20	4	0	0	47	0	0	0
HS200814-VI20	WCVI - OFF ESPERANZA	VI	23-Jun-08	11:06	49.533	127.147	235	6.28	65	13	1	12	3	0	0	127	0	0	0
HS200814-VI21	WCVI - OFF ESPERANZA	VI	23-Jun-08	12:28	49.485	127.250	232	5.91	52	2	12	3	4	0	1	44	2	0	0
HS200814-VI22	WCVI - OFF KYUQUOT	VI	23-Jun-08	15:38	49.769	127.573	36	6.08	47	5	8	10	1	0	0	17	0	0	0
HS200814-VI23	WCVI - OFF KYUQUOT	VI	23-Jun-08	16:56	49.842	127.485	45	4.93	81	7	3	7	16	0	0	46	0	0	0
HS200814-IVI02	QUATSINO - QUATSINO CH	IVI	24-Jun-08	07:27	50.506	127.710	255	5.06	10	184	0	56	0	0	0	0	0	0	0
HS200814-IVI03	QUATSINO - QUATSINO CH	IVI	24-Jun-08	09:09	50.467	127.941	186	5.07	17	12	0	20	11	0	0	0	0	0	0
HS200814-IVI04	QUATSINO - QUATSINO SD	IVI	24-Jun-08	10:28	50.415	128.005	224	4.71	2	30	2	13	6	0	0	0	1	0	0
HS200814-VI24	WCVI - OFF QUATSINO	VI	24-Jun-08	11:44	50.354	128.109	229	4.9	27	0	5	37	1	0	0	13	0	0	0
HS200814-VI25	WCVI - OFF QUATSINO	VI	24-Jun-08	13:01	50.300	128.213	224	4.71	1	0	4	1	0	0	2	1	0	0	0
HS200814-VI26	WCVI - OFF QUATSINO	VI	24-Jun-08	14:24	50.242	128.317	231	4.56	0	0	5	1	0	0	6	0	0	0	0
HS200814-VI27	WCVI - OFF C PALMERSTON	VI	24-Jun-08	17:30	50.502	128.576	42	5.21	2	0	3	0	0	0	1	0	0	0	0
HS200814-VI28	WCVI - OFF SAN JOSEF BAY	VI	24-Jun-08	18:57	50.604	128.438	47	5.24	75	0	1	16	0	0	0	15	0	0	0
HS200814-T08	TRIANGLE IS	VI	25-Jun-08	07:22	50.706	129.480	40	4.71	0	0	4	0	0	0	1	0	0	0	0
HS200814-T07	TRIANGLE IS	VI	25-Jun-08	09:35	50.821	129.228	47	3.91	18	6	1	6	0	0	0	44	0	0	0
HS200814-T06	TRIANGLE IS	VI	25-Jun-08	11:26	50.934	128.959	21	3.1	55	23	0	12	0	5	0	130	0	0	0
HS200814-T05	TRIANGLE IS	QCSD	25-Jun-08	12:44	51.007	128.858	51	5.34	1	0	0	1	0	0	0	1	0	0	0
HS200814-T04	TRIANGLE IS	QCSD	25-Jun-08	13:59	51.082	128.716	53	5	0	1	0	0	0	1	0	43	0	0	0
HS200814-T03	TRIANGLE IS	QCSD	25-Jun-08	15:17	51.142	128.585	47	4.75	0	0	0	0	0	0	0	1	0	0	0
HS200814-T02	TRIANGLE IS	QCSD	25-Jun-08	16:41	51.215	128.452	54	4.92	0	88	0	3	0	22	0	311	0	0	0
HS200814-T01	TRIANGLE IS	QCSD	25-Jun-08	18:00	51.280	128.327	356	4.94	0	32	0	3	0	8	0	130	0	0	0
HS200814-H02	HECATE ST	HS	26-Jun-08	06:21	52.271	129.452	286	4.74	0	2	0	3	0	0	0	5	0	0	0
HS200814-H03	HECATE ST	HS	26-Jun-08	08:06	52.319	129.705	286	4.67	0	0	0	0	0	0	0	3	0	0	0
HS200814-H04	HECATE ST	HS	26-Jun-08	09:54	52.378	129.978	293	5.32	1	1	1	0	0	0	0	18	0	0	0
HS200814-H05	HECATE ST	HS	26-Jun-08	11:42	52.430	130.230	295	4.59	0	0	0	0	0	0	0	0	0	0	0
HS200814-H06	HECATE ST	HS	26-Jun-08	13:39	52.483	130.499	293	5.17	0	0	0	0	0	0	1	0	0	0	0
HS200814-H07	HECATE ST	HS	26-Jun-08	15:23	52.535	130.756	301	5.55	1	1	0	0	0	0	0	19	0	0	0

Table 1. Tow positions and catch summaries of Pacific salmon for the CFV VIKING STORM survey to the Gulf of Alaska, 18/06/2008 - 05/07/2008.

Station ID	Station Name	Region	Date	Time	Latitude (°N)	Longitude (°W)	Heading (°T)	SOG (kts)	CK all	CM Juv	CM ad.	CO Juv	CO Ad.	PK Juv	PK Ad.	SE Juv	SE Ad.	SD Juv	SD Ad.
HS200814-H08	HECATE ST	HS	26-Jun-08	18:04	52.597	131.012	271	6.27	0	2	0	0	0	0	0	41	0	0	0
HS200814-HS01	HS - LASKEET BK	HS	27-Jun-08	07:57	52.835	130.885	32	5.13	1	3	0	1	0	0	0	75	0	0	0
HS200814-HS02	HS - LASKEET BK	HS	27-Jun-08	09:58	53.046	130.885	349	4.78	1	4	0	0	0	0	0	20	0	0	0
HS200814-HS03	HS - LASKEET BK	HS	27-Jun-08	11:48	53.227	130.956	331	4.79	1	6	0	0	0	4	0	73	0	0	0
HS200814-HS04	HS - OFF BONILLA IS	HS	27-Jun-08	13:20	53.355	131.070	15	4.84	2	2	0	1	0	1	0	8	0	0	0
HS200814-HS05	HS - OFF BONILLA IS	HS	27-Jun-08	14:54	53.498	130.991	8	5.34	14	2	0	32	0	0	1	12	0	1	0
HS200814-DT01	DE - CELESTIAL RK TRANSECT	DE	28-Jun-08	07:26	54.429	131.043	258	4.64	3	1	0	12	3	12	21	4	0	0	0
HS200814-DT02	DE - CELESTIAL RK TRANSECT	DE	28-Jun-08	08:54	54.425	131.209	274	4.69	6	0	0	11	1	3	5	7	0	0	0
HS200814-DT03	DE - CELESTIAL RK TRANSECT	DE	28-Jun-08	10:22	54.443	131.402	276	4.77	0	0	2	10	5	1	24	20	1	0	0
HS200814-DT04	DE - CELESTIAL RK TRANSECT	DE	28-Jun-08	11:48	54.456	131.596	274	5.25	1	0	1	3	3	2	12	10	2	0	0
HS200814-DT05	DE - CELESTIAL RK TRANSECT	DE	28-Jun-08	13:09	54.465	131.777	271	4.82	2	0	0	14	3	0	7	5	0	0	0
HS200814-DT06	DE - CELESTIAL RK TRANSECT	DE	28-Jun-08	14:35	54.477	131.965	279	4.87	2	0	2	3	0	0	10	9	0	0	0
HS200814-DT07	DE - CELESTIAL RK TRANSECT	DE	28-Jun-08	16:03	54.494	132.148	293	4.56	2	0	2	13	1	1	4	6	1	0	0
HS200814-D01	DE - LEERMOUTH BK TRANSECT	DE	28-Jun-08	17:42	54.548	132.356	257	4.72	2	0	3	0	3	0	24	33	2	0	0
HS200814-DE04	DE - VIRAGO SD	DE	29-Jun-08	07:22	54.131	132.476	292	3.8	0	0	1	1	3	0	41	3	0	0	0
HS200814-DE05	DE - WIAH PT	DE	29-Jun-08	09:12	54.180	132.767	279	5.34	0	0	0	0	0	0	2	0	0	0	0
HS200814-DE06	DE - LANGARA	DE	29-Jun-08	10:40	54.241	132.917	336	4.09	0	0	0	0	0	0	2	0	0	0	0
HS200814-D04	DE - LEERMOUTH BK TRANSECT	DE	29-Jun-08	12:41	54.418	133.042	246	5.35	0	0	0	0	2	0	8	1	2	0	0
HS200814-D05	DE - LEERMOUTH BK TRANSECT	DE	29-Jun-08	14:13	54.363	133.270	240	5.56	0	0	0	1	1	0	6	1	0	0	0
HS200814-D06	DE - LEERMOUTH BK TRANSECT	DE	29-Jun-08	15:31	54.314	133.421	246	4.93	2	0	0	0	3	0	25	0	0	0	0
HS200814-D07	DE - LEERMOUTH BK TRANSECT	DE	29-Jun-08	17:07	54.247	133.640	251	4.38	0	0	1	0	0	0	13	1	1	0	0
HS200814-QCI01	QCI - OFF FREDERICK I, GRAHAM I	QCI	30-Jun-08	07:25	53.906	133.350	139	5.13	0	0	0	1	0	0	1	0	0	0	0
HS200814-QCI02	QCI - OFF FREDERICK I, GRAHAM I	QCI	30-Jun-08	08:49	53.848	133.369	149	6.27	4	0	4	0	0	0	15	0	0	0	0
HS200814-QCI03	QCI - OFF TIAN HEAD, GRAHAM I	QCI	30-Jun-08	10:09	53.798	133.214	158	4.92	2	0	1	1	0	0	0	4	0	0	0
HS200814-QCI04	QCI - OFF TIAN HEAD, GRAHAM I	QCI	30-Jun-08	11:31	53.716	133.233	144	5.2	1	0	1	0	1	0	13	0	0	0	0
HS200814-QCI05	QCI - OFF LOUIS PT, GRAHAM I	QCI	30-Jun-08	12:48	53.684	133.089	153	4.99	0	0	4	0	0	0	1	0	0	0	0
HS200814-QCI06	QCI - OFF SALVESEN PT, GRAHAM I	QCI	30-Jun-08	14:08	53.593	133.118	153	4.86	1	0	3	0	0	0	6	0	0	0	0
HS200814-QCI07	QCI - OFF HIPPA I, GRAHAM I	QCI	30-Jun-08	15:16	53.528	133.050	131	4.8	5	0	0	0	2	0	1	1	0	0	0
HS200814-QCI08	QCI - OFF KUNAKUN PT	QCI	30-Jun-08	16:29	53.455	132.989	154	5.21	1	0	3	0	0	0	12	0	0	0	0
HS200814-QCI09	QCI - OFF RENNEL SD, GRAHAM I	QCI	30-Jun-08	17:49	53.423	132.864	323	4.79	3	0	0	0	0	0	19	0	0	0	0

Table 1. Tow positions and catch summaries of Pacific salmon for the CFV VIKING STORM survey to the Gulf of Alaska, 18/06/2008 - 05/07/2008.

Station ID	Station Name	Region	Date	Time	Latitude (°N)	Longitude (°W)	Heading (°T)	SOG (kts)	CK all	CM Juv	CM ad.	CO Juv	CO Ad.	PK Juv	PK Ad.	SE Juv	SE Ad.	SD Juv	SD Ad.
HS200814-QCI10	QCI - OFF RENNEL SD, GRAHAM I	QCI	01-Jul-08	07:26	53.363	132.753	210	4.72	1	0	0	0	0	0	0	0	0	0	0
HS200814-QCI11	QCI - OFF TINAKIN, GRAHAM I	QCI	01-Jul-08	08:51	53.255	132.760	148	4.94	1	0	0	0	1	0	1	0	0	0	0
HS200814-QCI12	QCI - OFF CARTWRIGHT SD, GRAHAM I	QCI	01-Jul-08	10:21	53.145	132.654	132	4.53	2	0	3	22	0	0	1	19	0	0	0
HS200814-QCI13	QCI - OFF KITGORO PT, MORESBY I	QCI	01-Jul-08	12:01	53.049	132.548	154	4.52	8	0	8	0	0	0	8	3	0	0	0
HS200814-QCI14	QCI - OFF ENGLEFIELD BAY, MORESBY I	QCI	01-Jul-08	13:40	52.936	132.433	129	4.95	5	0	1	0	0	0	2	0	0	0	0
HS200814-QCI15	QCI - OFF BOTTLE PT, MORESBY I	QCI	01-Jul-08	14:53	52.878	132.308	150	4.98	2	0	2	9	2	0	0	94	1	0	0
HS200814-QCI16	QCI - N TASU SD, MORESBY I	QCI	01-Jul-08	16:26	52.779	132.191	145	4.97	0	0	0	0	0	0	0	2	0	0	0
HS200814-QCI17	QCI - S TASU SD, MORESBY I	QCI	02-Jul-08	07:21	52.704	132.109	137	4.73	2	0	0	0	0	0	0	14	0	0	0
HS200814-QCI18	QCI - OFF BARRY IN, MORESBY I	QCI	02-Jul-08	09:17	52.563	131.901	130	5.18	0	0	0	0	0	0	6	33	0	0	0
HS200814-QCI19	QCI - OFF GOWGAIA BAY, MORESBY I	QCI	02-Jul-08	11:01	52.441	131.704	149	5.34	0	0	3	0	0	0	4	2	0	0	0
HS200814-QCI20	QCI - OFF WELLS COVE, MORESBY I	QCI	02-Jul-08	12:43	52.293	131.554	134	4.63	0	0	0	0	0	0	0	1	0	0	0
HS200814-QCI21	QCI - OFF MAGAS PT, MORESBY I	QCI	02-Jul-08	14:39	52.175	131.399	125	4.02	0	0	0	0	0	0	0	0	0	0	0
HS200814-QCI22	QCI - OFF ANTHONY I, KUNGHIT I	QCI	02-Jul-08	16:10	52.075	131.284	145	6.16	0	1	1	0	0	0	0	4	0	0	0
HS200814-QCI23	QCI - OFF BARBER PT, KUNGHIT I	QCI	02-Jul-08	17:34	51.961	131.144	141	6.02	0	0	0	0	0	0	1	0	0	0	0
HS200814-HS06	HS - OFF C ST. JAMES	HS	03-Jul-08	07:18	51.946	130.951	121	4.92	1	0	0	0	0	0	0	4	0	0	0
HS200814-QCSD01	QCSD - OFF C ST. JAMES	QCSD	03-Jul-08	09:12	51.886	130.712	118	4.55	0	0	0	0	0	2	0	4	0	0	0
Totals									1104	9670	115	607	227	63	315	7100	14	17	2
Overall total																	19234		

Table 2. Catch summaries for each size class of Chinook salmon for the CFV VIKING STORM survey to the Gulf of Alaska, 18/06/2008 - 05/07/2008.

Station ID	Region	Date	Time PDT	Latitude (°N)	Longitude (°W)	CK<100 mm	CK 100-199 mm	CK 200-299 mm	CK 300-399mm	CK 400-499mm	CK 500-599 mm	CK 600-699 mm	CK 700-799 mm	CK 800-899 mm	CK 900-999 mm	CK 1000-1099 mm	CK all
HS200814-JF01	JF	19-Jun-08	07:35	48.290	123.690	0	0	0	0	0	0	0	0	0	0	0	0
HS200814-JF02	JF	19-Jun-08	08:59	48.348	123.888	0	0	0	0	0	0	0	0	0	0	0	0
HS200814-JF03	JF	19-Jun-08	10:52	48.429	124.201	0	0	0	0	0	0	0	0	0	0	0	0
HS200814-JF04	JF	19-Jun-08	12:02	48.471	124.336	0	0	0	0	0	0	0	0	0	0	0	0
HS200814-JF05	JF	19-Jun-08	13:26	48.538	124.510	0	0	0	0	0	0	0	0	0	0	0	0
HS200814-JF06	JF	19-Jun-08	14:59	48.567	124.704	0	1	0	0	0	0	0	0	0	0	0	1
HS200814-VI01	VI	19-Jun-08	16:29	48.600	124.882	0	1	1	0	0	1	0	1	0	0	0	4
HS200814-VI02	VI	19-Jun-08	18:06	48.671	125.060	0	0	0	1	0	4	6	5	0	0	0	16
HS200814-IVI01	VI	20-Jun-08	07:18	48.905	125.216	1	0	0	0	1	0	1	0	0	0	0	3
HS200814-VI03	VI	20-Jun-08	08:53	48.798	125.365	0	14	9	0	0	0	1	0	0	0	0	24
HS200814-VI04	VI	20-Jun-08	10:52	48.680	125.595	0	15	4	6	1	14	10	1	0	0	0	51
HS200814-VI05	VI	20-Jun-08	12:23	48.593	125.715	0	5	3	7	2	2	0	1	0	0	0	20
HS200814-VI06	VI	20-Jun-08	13:59	48.483	125.857	0	1	1	6	1	1	0	0	0	0	0	10
HS200814-VI07	VI	20-Jun-08	15:38	48.374	125.993	0	53	9	1	0	0	0	0	0	0	0	63
HS200814-VI08	VI	20-Jun-08	17:15	48.257	126.103	0	0	0	0	0	0	0	0	0	0	0	0
HS200814-VI09	VI	20-Jun-08	18:48	48.171	126.233	0	0	0	0	0	0	0	0	0	0	0	0
HS200814-VI10	VI	21-Jun-08	07:13	49.094	126.014	0	5	1	0	0	0	0	0	0	0	0	6
HS200814-VI11	VI	21-Jun-08	08:17	49.048	126.108	0	8	3	1	0	0	0	0	0	0	0	12
HS200814-VI12	VI	21-Jun-08	09:31	48.992	126.208	0	42	4	16	1	0	0	1	0	0	0	64
HS200814-VI13	VI	21-Jun-08	11:19	48.922	126.318	0	13	17	21	0	0	0	0	0	0	0	51
HS200814-VI14	VI	21-Jun-08	12:48	48.855	126.410	0	0	2	3	0	0	0	0	0	0	0	5
HS200814-VI15	VI	21-Jun-08	14:05	48.795	126.504	0	0	0	0	0	0	0	0	0	0	0	0
HS200814-VI16	VI	21-Jun-08	16:35	48.969	126.451	0	0	0	4	0	0	1	2	0	0	0	7
HS200814-VI17	VI	21-Jun-08	18:22	49.107	126.373	0	22	9	5	0	0	0	0	0	0	0	36
HS200814-EP01	VI	22-Jun-08	07:18	49.334	126.556	0	19	6	0	0	0	0	0	0	0	0	25
HS200814-EP02	VI	22-Jun-08	08:35	49.313	126.612	0	37	8	7	0	1	0	0	0	0	0	53
HS200814-EP03	VI	22-Jun-08	11:03	49.278	126.682	0	19	11	6	1	0	1	0	0	0	0	38
HS200814-EP04	VI	22-Jun-08	12:30	49.240	126.760	0	2	8	7	3	0	0	0	0	0	0	20
HS200814-EP05	VI	22-Jun-08	13:39	49.203	126.837	0	1	4	5	0	0	0	0	0	0	0	10
HS200814-EP06	VI	22-Jun-08	14:51	49.177	126.908	0	0	0	0	0	0	0	0	0	0	0	0



Table 2. Catch summaries for each size class of Chinook salmon for the CFV VIKING STORM survey to the Gulf of Alaska, 18/06/2008 - 05/07/2008.

Station ID	Region	Date	Time PDT	Latitude (°N)	Longitude (°W)	CK<100 mm	CK 100-199 mm	CK 200-299 mm	CK 300-399mm	CK 400-499mm	CK 500-599 mm	CK 600-699 mm	CK 700-799 mm	CK 800-899 mm	CK 900-999 mm	CK 1000-1099 mm	CK all
HS200814-EP07	VI	22-Jun-08	16:05	49.134	126.991	0	0	0	0	0	0	0	0	0	0	0	0
HS200814-EP08	VI	22-Jun-08	17:49	49.037	127.162	0	0	0	0	0	0	0	0	0	0	0	0
HS200814-VI18	VI	23-Jun-08	08:17	49.637	126.958	0	12	7	8	0	0	0	0	0	0	0	27
HS200814-VI19	VI	23-Jun-08	09:30	49.590	127.048	0	12	7	5	1	0	0	0	0	0	0	25
HS200814-VI20	VI	23-Jun-08	11:06	49.533	127.147	0	33	20	11	0	0	0	1	0	0	0	65
HS200814-VI21	VI	23-Jun-08	12:28	49.485	127.250	0	37	14	0	0	1	0	0	0	0	0	52
HS200814-VI22	VI	23-Jun-08	15:38	49.769	127.573	0	32	11	1	0	0	2	0	0	1	0	47
HS200814-VI23	VI	23-Jun-08	16:56	49.842	127.485	0	56	19	6	0	0	0	0	0	0	0	81
HS200814-IVI02	IVI	24-Jun-08	07:27	50.506	127.710	0	0	4	4	1	1	0	0	0	0	0	10
HS200814-IVI03	IVI	24-Jun-08	09:09	50.467	127.941	0	0	6	9	0	2	0	0	0	0	0	17
HS200814-IVI04	IVI	24-Jun-08	10:28	50.415	128.005	0	0	0	1	0	0	1	0	0	0	0	2
HS200814-VI24	VI	24-Jun-08	11:44	50.354	128.109	0	9	17	1	0	0	0	0	0	0	0	27
HS200814-VI25	VI	24-Jun-08	13:01	50.300	128.213	0	1	0	0	0	0	0	0	0	0	0	1
HS200814-VI26	VI	24-Jun-08	14:24	50.242	128.317	0	0	0	0	0	0	0	0	0	0	0	0
HS200814-VI27	VI	24-Jun-08	17:30	50.502	128.576	0	0	0	1	0	0	0	0	0	1	0	2
HS200814-VI28	VI	24-Jun-08	18:57	50.604	128.438	0	41	33	1	0	0	0	0	0	0	0	75
HS200814-T08	VI	25-Jun-08	07:22	50.706	129.480	0	0	0	0	0	0	0	0	0	0	0	0
HS200814-T07	VI	25-Jun-08	09:35	50.821	129.228	0	10	8	0	0	0	0	0	0	0	0	18
HS200814-T06	VI	25-Jun-08	11:26	50.934	128.959	0	21	33	1	0	0	0	0	0	0	0	55
HS200814-T05	QCSD	25-Jun-08	12:44	51.007	128.858	0	0	1	0	0	0	0	0	0	0	0	1
HS200814-T04	QCSD	25-Jun-08	13:59	51.082	128.716	0	0	0	0	0	0	0	0	0	0	0	0
HS200814-T03	QCSD	25-Jun-08	15:17	51.142	128.585	0	0	0	0	0	0	0	0	0	0	0	0
HS200814-T02	QCSD	25-Jun-08	16:41	51.215	128.452	0	0	0	0	0	0	0	0	0	0	0	0
HS200814-T01	QCSD	25-Jun-08	18:00	51.280	128.327	0	0	0	0	0	0	0	0	0	0	0	0
HS200814-H02	HS	26-Jun-08	06:21	52.271	129.452	0	0	0	0	0	0	0	0	0	0	0	0
HS200814-H03	HS	26-Jun-08	08:06	52.319	129.705	0	0	0	0	0	0	0	0	0	0	0	0
HS200814-H04	HS	26-Jun-08	09:54	52.378	129.978	0	0	0	1	0	0	0	0	0	0	0	1
HS200814-H05	HS	26-Jun-08	11:42	52.430	130.230	0	0	0	0	0	0	0	0	0	0	0	0
HS200814-H06	HS	26-Jun-08	13:39	52.483	130.499	0	0	0	0	0	0	0	0	0	0	0	0
HS200814-H07	HS	26-Jun-08	15:23	52.535	130.756	0	0	1	0	0	0	0	0	0	0	0	1

Table 2. Catch summaries for each size class of Chinook salmon for the CFV VIKING STORM survey to the Gulf of Alaska, 18/06/2008 - 05/07/2008.

Station ID	Region	Date	Time PDT	Latitude (°N)	Longitude (°W)	CK<100 mm	CK 100-199 mm	CK 200-299 mm	CK 300-399mm	CK 400-499mm	CK 500-599 mm	CK 600-699 mm	CK 700-799 mm	CK 800-899 mm	CK 900-999 mm	CK 1000-1099 mm	CK all
HS200814-H08	HS	26-Jun-08	18:04	52.597	131.012	0	0	0	0	0	0	0	0	0	0	0	0
HS200814-HS01	HS	27-Jun-08	07:57	52.835	130.885	0	1	0	0	0	0	0	0	0	0	0	1
HS200814-HS02	HS	27-Jun-08	09:58	53.046	130.885	0	0	1	0	0	0	0	0	0	0	0	1
HS200814-HS03	HS	27-Jun-08	11:48	53.227	130.956	0	0	1	0	0	0	0	0	0	0	0	1
HS200814-HS04	HS	27-Jun-08	13:20	53.355	131.070	0	0	1	1	0	0	0	0	0	0	0	2
HS200814-HS05	HS	27-Jun-08	14:54	53.498	130.991	0	2	10	2	0	0	0	0	0	0	0	14
HS200814-DT01	DE	28-Jun-08	07:26	54.429	131.043	0	0	1	0	0	0	1	1	0	0	0	3
HS200814-DT02	DE	28-Jun-08	08:54	54.425	131.209	0	0	1	4	0	0	1	0	0	0	0	6
HS200814-DT03	DE	28-Jun-08	10:22	54.443	131.402	0	0	0	0	0	0	0	0	0	0	0	0
HS200814-DT04	DE	28-Jun-08	11:48	54.456	131.596	0	0	0	1	0	0	0	0	0	0	0	1
HS200814-DT05	DE	28-Jun-08	13:09	54.465	131.777	0	0	0	1	0	1	0	0	0	0	0	2
HS200814-DT06	DE	28-Jun-08	14:35	54.477	131.965	0	0	1	1	0	0	0	0	0	0	0	2
HS200814-DT07	DE	28-Jun-08	16:03	54.494	132.148	0	0	0	2	0	0	0	0	0	0	0	2
HS200814-D01	DE	28-Jun-08	17:42	54.548	132.356	0	0	0	1	0	1	0	0	0	0	0	2
HS200814-DE04	DE	29-Jun-08	07:22	54.131	132.476	0	0	0	0	0	0	0	0	0	0	0	0
HS200814-DE05	DE	29-Jun-08	09:12	54.180	132.767	0	0	0	0	0	0	0	0	0	0	0	0
HS200814-DE06	DE	29-Jun-08	10:40	54.241	132.917	0	0	0	0	0	0	0	0	0	0	0	0
HS200814-D04	DE	29-Jun-08	12:41	54.418	133.042	0	0	0	0	0	0	0	0	0	0	0	0
HS200814-D05	DE	29-Jun-08	14:13	54.363	133.270	0	0	0	0	0	0	0	0	0	0	0	0
HS200814-D06	DE	29-Jun-08	15:31	54.314	133.421	0	0	1	1	0	0	0	0	0	0	0	2
HS200814-D07	DE	29-Jun-08	17:07	54.247	133.640	0	0	0	0	0	0	0	0	0	0	0	0
HS200814-QCI01	QCI	30-Jun-08	07:25	53.906	133.350	0	0	0	0	0	0	0	0	0	0	0	0
HS200814-QCI02	QCI	30-Jun-08	08:49	53.848	133.369	0	0	0	3	1	0	0	0	0	0	0	4
HS200814-QCI03	QCI	30-Jun-08	10:09	53.798	133.214	0	0	0	2	0	0	0	0	0	0	0	2
HS200814-QCI04	QCI	30-Jun-08	11:31	53.716	133.233	0	0	0	1	0	0	0	0	0	0	0	1
HS200814-QCI05	QCI	30-Jun-08	12:48	53.684	133.089	0	0	0	0	0	0	0	0	0	0	0	0
HS200814-QCI06	QCI	30-Jun-08	14:08	53.593	133.118	0	0	0	1	0	0	0	0	0	0	0	1
HS200814-QCI07	QCI	30-Jun-08	15:16	53.528	133.050	0	0	1	4	0	0	0	0	0	0	0	5
HS200814-QCI08	QCI	30-Jun-08	16:29	53.455	132.989	0	0	1	0	0	0	0	0	0	0	0	1
HS200814-QCI09	QCI	30-Jun-08	17:49	53.423	132.864	0	0	0	0	0	2	0	0	0	1	0	3

Table 2. Catch summaries for each size class of Chinook salmon for the CFV VIKING STORM survey to the Gulf of Alaska, 18/06/2008 - 05/07/2008.

Station ID	Region	Date	Time PDT	Latitude (°N)	Longitude (°W)	CK<100 mm	CK 100-199 mm	CK 200-299 mm	CK 300-399mm	CK 400-499mm	CK 500-599 mm	CK 600-699 mm	CK 700-799 mm	CK 800-899 mm	CK 900-999 mm	CK 1000-1099 mm	CK all
HS200814-QCH0	QCI	01-Jul-08	07:26	53.363	132.753	0	0	0	1	0	0	0	0	0	0	0	1
HS200814-QCH1	QCI	01-Jul-08	08:51	53.255	132.760	0	0	1	0	0	0	0	0	0	0	0	1
HS200814-QCH2	QCI	01-Jul-08	10:21	53.145	132.654	0	0	2	0	0	0	0	0	0	0	0	2
HS200814-QCH3	QCI	01-Jul-08	12:01	53.049	132.548	0	0	1	7	0	0	0	0	0	0	0	8
HS200814-QCH4	QCI	01-Jul-08	13:40	52.936	132.433	0	0	3	2	0	0	0	0	0	0	0	5
HS200814-QCH5	QCI	01-Jul-08	14:53	52.878	132.308	0	0	1	1	0	0	0	0	0	0	0	2
HS200814-QCH6	QCI	01-Jul-08	16:26	52.779	132.191	0	0	0	0	0	0	0	0	0	0	0	0
HS200814-QCH7	QCI	02-Jul-08	07:21	52.704	132.109	0	0	0	1	0	0	0	1	0	0	0	2
HS200814-QCH8	QCI	02-Jul-08	09:17	52.563	131.901	0	0	0	0	0	0	0	0	0	0	0	0
HS200814-QCH9	QCI	02-Jul-08	11:01	52.441	131.704	0	0	0	0	0	0	0	0	0	0	0	0
HS200814-QCI20	QCI	02-Jul-08	12:43	52.293	131.554	0	0	0	0	0	0	0	0	0	0	0	0
HS200814-QCI21	QCI	02-Jul-08	14:39	52.175	131.399	0	0	0	0	0	0	0	0	0	0	0	0
HS200814-QCI22	QCI	02-Jul-08	16:10	52.075	131.284	0	0	0	0	0	0	0	0	0	0	0	0
HS200814-QCI23	QCI	02-Jul-08	17:34	51.961	131.144	0	0	0	0	0	0	0	0	0	0	0	0
HS200814-HS06	HS	03-Jul-08	07:18	51.946	130.951	0	0	1	0	0	0	0	0	0	0	0	1
HS200814-QCSD01	QCSD	03-Jul-08	09:12	51.886	130.712	0	0	0	0	0	0	0	0	0	0	0	0
<b>TOTALS</b>						1	525	309	183	13	31	25	14	0	3	0	1104

Table 3. Biological data collected for each salmon caught on the CFV VIKING STORM survey to the Gulf of Alaska, 18/06/2008 - 05/07/2008.

Fish Number	Species	Fork Length (mm)	Whole Body Weight (g wet)	Sex	Stomach Content Weight (g wet)	CWT age	CWT	Fin Clip
HS200814-D01-124-001	CHINOOK	338	459					
HS200814-D01-124-002	CHINOOK	520	1820	F				
HS200814-D06-124-001	CHINOOK	285	282					
HS200814-D06-124-002	CHINOOK	313	367	F				
HS200814-DT01-124-001	CHINOOK	290	302	M				AD
HS200814-DT01-124-002	CHINOOK	642	4200	F				
HS200814-DT02-124-001	CHINOOK	258	233	F				AD
HS200814-DT02-124-002	CHINOOK	314	395	M				
HS200814-DT02-124-003	CHINOOK	302	359	M				AD
HS200814-DT02-124-004	CHINOOK	313	351	M				AD
HS200814-DT02-124-005	CHINOOK	335	447	M				
HS200814-DT02-124-006	CHINOOK	630	3030	F				
HS200814-DT04-124-001	CHINOOK	317	386					AD
HS200814-DT05-124-001	CHINOOK	303	351	M				
HS200814-DT05-124-002	CHINOOK	500	1480	F				AD
HS200814-DT06-124-001	CHINOOK	260	211					
HS200814-DT06-124-002	CHINOOK	361	654	M				
HS200814-DT07-124-001	CHINOOK	301	330	M				AD
HS200814-DT07-124-002	CHINOOK	302	368	M				AD
HS200814-DT07-124-003	CHINOOK	724	6830	M				
HS200814-EP01-124-001	CHINOOK	199	85			1.0	T052975	AD
HS200814-EP01-124-002	CHINOOK	228	150					AD
HS200814-EP01-124-003	CHINOOK	188	77					
HS200814-EP01-124-004	CHINOOK	192	83					AD
HS200814-EP01-124-005	CHINOOK	260	224					AD
HS200814-EP01-124-006	CHINOOK	193	81					AD
HS200814-EP01-124-007	CHINOOK	173	60			1.0	T052574	
HS200814-EP01-124-008	CHINOOK	188	77					
HS200814-EP01-124-009	CHINOOK	201	101			1.0	T094351	AD
HS200814-EP01-124-010	CHINOOK	163	53					
HS200814-EP01-124-011	CHINOOK	236	154					AD
HS200814-EP01-124-012	CHINOOK	246	171					AD
HS200814-EP01-124-013	CHINOOK	223	141					AD
HS200814-EP01-124-014	CHINOOK	182	67					
HS200814-EP01-124-015	CHINOOK	184	73					AD
HS200814-EP01-124-016	CHINOOK	192	82					AD
HS200814-EP01-124-017	CHINOOK	180	77			1.0	T633866	
HS200814-EP01-124-018	CHINOOK	198	87					AD
HS200814-EP01-124-019	CHINOOK	177	68					AD

Table 3. Biological data collected for each salmon caught on the CFV VIKING STORM survey to the Gulf of Alaska, 18/06/2008 - 05/07/2008.

Fish Number	Species	Fork Length (mm)	Whole Body Weight (g wet)	Sex	Stomach Content Weight (g wet)	CWT age	CWT	Fin Clip
HS200814-EP01-124-020	CHINOOK	174	62					AD
HS200814-EP01-124-021	CHINOOK	175	59					AD
HS200814-EP01-124-022	CHINOOK	195	90			1.0	T052975	AD
HS200814-EP01-124-023	CHINOOK	191	83			1.0	T052590	AD
HS200814-EP01-124-024	CHINOOK	194	94					AD
HS200814-EP01-124-025	CHINOOK	181	72					AD
HS200814-EP02-124-001	CHINOOK	177	62					AD
HS200814-EP02-124-002	CHINOOK	163	47					
HS200814-EP02-124-003	CHINOOK	185	77					AD
HS200814-EP02-124-004	CHINOOK	184	75			1.0	T104380	AD
HS200814-EP02-124-005	CHINOOK	175	64					AD
HS200814-EP02-124-006	CHINOOK	196	88			1.0	T052590	AD
HS200814-EP02-124-007	CHINOOK	185	82			1.0	T053179	
HS200814-EP02-124-008	CHINOOK	162	49					
HS200814-EP02-124-009	CHINOOK	204	98					AD
HS200814-EP02-124-010	CHINOOK	190	73					AD
HS200814-EP02-124-011	CHINOOK	162	48					
HS200814-EP02-124-012	CHINOOK	193	89			1.0	T103280	AD
HS200814-EP02-124-013	CHINOOK	192	79			1.0	T052965	AD
HS200814-EP02-124-014	CHINOOK	181	68					AD
HS200814-EP02-124-015	CHINOOK	220	128			1.0	T105581	AD
HS200814-EP02-124-016	CHINOOK	188	77			1.0	T104080	AD
HS200814-EP02-124-017	CHINOOK	190	85					AD
HS200814-EP02-124-018	CHINOOK	222	135					AD
HS200814-EP02-124-019	CHINOOK	190	85					
HS200814-EP02-124-020	CHINOOK	178	64					
HS200814-EP02-124-021	CHINOOK	170	57					
HS200814-EP02-124-022	CHINOOK	195	84			1.0	T053180	
HS200814-EP02-124-023	CHINOOK	192	81					AD
HS200814-EP02-124-024	CHINOOK	188	87					AD
HS200814-EP02-124-025	CHINOOK	221	131					AD
HS200814-EP02-124-026	CHINOOK	175	62					AD
HS200814-EP02-124-027	CHINOOK	192	82					AD
HS200814-EP02-124-028	CHINOOK	180	69			1.0	T052574	
HS200814-EP02-124-029	CHINOOK	183	68					AD
HS200814-EP02-124-030	CHINOOK	162	50					AD
HS200814-EP02-124-031	CHINOOK	190						
HS200814-EP02-124-032	CHINOOK	185						
HS200814-EP02-124-033	CHINOOK	286						AD

Table 3. Biological data collected for each salmon caught on the CFV VIKING STORM survey to the Gulf of Alaska, 18/06/2008 - 05/07/2008.

Fish Number	Species	Fork Length (mm)	Whole Body Weight (g wet)	Sex	Stomach Content Weight (g wet)	CWT age	CWT	Fin Clip
HS200814-EP02-124-034	CHINOOK	333						
HS200814-EP02-124-035	CHINOOK	269					T090000	
HS200814-EP02-124-036	CHINOOK	260						
HS200814-EP02-124-037	CHINOOK	185						
HS200814-EP02-124-038	CHINOOK	166						
HS200814-EP02-124-039	CHINOOK	154						
HS200814-EP02-124-040	CHINOOK	302						
HS200814-EP02-124-041	CHINOOK	187						
HS200814-EP02-124-042	CHINOOK	192						
HS200814-EP02-124-043	CHINOOK	233						
HS200814-EP02-124-044	CHINOOK	186						
HS200814-EP02-124-045	CHINOOK	152						
HS200814-EP02-124-046	CHINOOK	165						
HS200814-EP02-124-047	CHINOOK	184						
HS200814-EP02-124-048	CHINOOK	554	2120	F				AD
HS200814-EP02-124-049	CHINOOK	350	580	M				AD
HS200814-EP02-124-050	CHINOOK	335	470	M				AD
HS200814-EP02-124-051	CHINOOK	334	440	M				AD
HS200814-EP02-124-052	CHINOOK	346	530	M				AD
HS200814-EP02-124-053	CHINOOK	346	530	M				
HS200814-EP03-124-001	CHINOOK	182	68					AD
HS200814-EP03-124-002	CHINOOK	200	96					
HS200814-EP03-124-003	CHINOOK	207	115			1.0	T633799	AD
HS200814-EP03-124-004	CHINOOK	183	75					
HS200814-EP03-124-005	CHINOOK	215	125					
HS200814-EP03-124-006	CHINOOK	213	112					AD
HS200814-EP03-124-007	CHINOOK	195	87					AD
HS200814-EP03-124-008	CHINOOK	196	106					AD
HS200814-EP03-124-009	CHINOOK	182	67					AD
HS200814-EP03-124-010	CHINOOK	160	50					
HS200814-EP03-124-011	CHINOOK	172	60					AD
HS200814-EP03-124-013	CHINOOK	185	80					AD
HS200814-EP03-124-014	CHINOOK	255	202					
HS200814-EP03-124-015	CHINOOK	196	99			1.0	T053179	
HS200814-EP03-124-016	CHINOOK	204	110			1.0	T103980	AD
HS200814-EP03-124-017	CHINOOK	180	87					AD
HS200814-EP03-124-018	CHINOOK	195	93			1.0	T053594	AD
HS200814-EP03-124-019	CHINOOK	185	78			1.0	T100381	AD
HS200814-EP03-124-020	CHINOOK	185	79					AD

Table 3. Biological data collected for each salmon caught on the CFV VIKING STORM survey to the Gulf of Alaska, 18/06/2008 - 05/07/2008.

Fish Number	Species	Fork Length (mm)	Whole Body Weight (g wet)	Sex	Stomach Content Weight (g wet)	CWT age	CWT	Fin Clip
HS200814-EP03-124-021	CHINOOK	189	80					AD
HS200814-EP03-124-022	CHINOOK	207	104					
HS200814-EP03-124-023	CHINOOK	239	180					AD
HS200814-EP03-124-024	CHINOOK	195	78					AD
HS200814-EP03-124-025	CHINOOK	175	61					AD
HS200814-EP03-124-026	CHINOOK	193	89					AD
HS200814-EP03-124-027	CHINOOK	225	143					AD
HS200814-EP03-124-028	CHINOOK	200	100					AD
HS200814-EP03-124-029	CHINOOK	198	97			1.0	T053593	AD
HS200814-EP03-124-030	CHINOOK	343	490	F				
HS200814-EP03-124-031	CHINOOK	324	510	M				
HS200814-EP03-124-032	CHINOOK	310	400	M				AD
HS200814-EP03-124-033	CHINOOK	294	360	M				
HS200814-EP03-124-034	CHINOOK	330	450	M				
HS200814-EP03-124-035	CHINOOK	302	350	F				AD
HS200814-EP03-124-036	CHINOOK	338	510	F				
HS200814-EP03-124-037	CHINOOK	667	4500	M				
HS200814-EP03-124-038	CHINOOK	408	900	M				AD
HS200814-EP04-124-001	CHINOOK	228	172			1.0	T104180	AD
HS200814-EP04-124-002	CHINOOK	246	177					AD
HS200814-EP04-124-003	CHINOOK	228	152					AD
HS200814-EP04-124-004	CHINOOK	275	269			1.0	T210718	
HS200814-EP04-124-005	CHINOOK	220	136			1.0	T633799	AD
HS200814-EP04-124-006	CHINOOK	206	106					AD
HS200814-EP04-124-007	CHINOOK	218	116			1.0	T094622	AD
HS200814-EP04-124-008	CHINOOK	176	61			1.0	T634183	AD
HS200814-EP04-124-009	CHINOOK	208	98					AD
HS200814-EP04-124-010	CHINOOK	190	89					
HS200814-EP04-124-011	CHINOOK	386	700	M				
HS200814-EP04-124-012	CHINOOK	360	570	F				
HS200814-EP04-124-013	CHINOOK	410	950	M				
HS200814-EP04-124-014	CHINOOK	350	460	M				
HS200814-EP04-124-015	CHINOOK	420	1470	M				
HS200814-EP04-124-016	CHINOOK	335	480	F				
HS200814-EP04-124-017	CHINOOK	338	1040	M				AD
HS200814-EP04-124-018	CHINOOK	330	450	F				
HS200814-EP04-124-019	CHINOOK	378	680	M				
HS200814-EP04-124-020	CHINOOK	400	860	M				
HS200814-EP05-124-001	CHINOOK	217	126			1.0	T633799	AD

Table 3. Biological data collected for each salmon caught on the CFV VIKING STORM survey to the Gulf of Alaska, 18/06/2008 - 05/07/2008.

Fish Number	Species	Fork Length (mm)	Whole Body Weight (g wet)	Sex	Stomach Content Weight (g wet)	CWT age	CWT	Fin Clip
HS200814-EP05-124-002	CHINOOK	192	88			1.0	T103280	AD
HS200814-EP05-124-003	CHINOOK	280	294					
HS200814-EP05-124-004	CHINOOK	268	227			1.0	T634184	AD
HS200814-EP05-124-005	CHINOOK	203	106					AD
HS200814-EP05-124-006	CHINOOK	352	569	F				
HS200814-EP05-124-007	CHINOOK	324	447	M				AD
HS200814-EP05-124-008	CHINOOK	360	574	F				AD
HS200814-EP05-124-009	CHINOOK	340	469	F				
HS200814-EP05-124-010	CHINOOK	370	653	M				
HS200814-H04-124-001	CHINOOK	304	328					AD
HS200814-H07-124-001	CHINOOK	215	114			1.0	T633866	
HS200814-HS01-124-001	CHINOOK	192	81					
HS200814-HS02-124-001	CHINOOK	252	197					AD
HS200814-HS03-124-001	CHINOOK	292	318					
HS200814-HS04-124-001	CHINOOK	200	98			1.0	T053181	
HS200814-HS04-124-002	CHINOOK	378	649	M				
HS200814-HS05-124-001	CHINOOK	220	131					AD
HS200814-HS05-124-002	CHINOOK	215	124			1.0	T094621	AD
HS200814-HS05-124-003	CHINOOK	217	118					AD
HS200814-HS05-124-004	CHINOOK	239	175					AD
HS200814-HS05-124-005	CHINOOK	212	114					AD
HS200814-HS05-124-006	CHINOOK	245	180					AD
HS200814-HS05-124-007	CHINOOK	222	131					AD
HS200814-HS05-124-008	CHINOOK	238	155					AD
HS200814-HS05-124-009	CHINOOK	199	99					AD
HS200814-HS05-124-010	CHINOOK	206	106			1.0	T104580	AD
HS200814-HS05-124-011	CHINOOK	177	67					
HS200814-HS05-124-012	CHINOOK	210	109					AD
HS200814-HS05-124-013	CHINOOK	316	357	M				
HS200814-HS05-124-014	CHINOOK	318	406	M				
HS200814-HS06-124-001	CHINOOK	245	179					AD
HS200814-IVI01-124-001	CHINOOK	94	9					
HS200814-IVI01-124-002	CHINOOK	492	1520	F				AD
HS200814-IVI01-124-003	CHINOOK	658	4670	F				AD
HS200814-IVI02-124-001	CHINOOK	251	189	M				
HS200814-IVI02-124-002	CHINOOK	307	368	F				
HS200814-IVI02-124-003	CHINOOK	294	301	M				
HS200814-IVI02-124-004	CHINOOK	283	261	F				
HS200814-IVI02-124-005	CHINOOK	376	574	F				AD



Table 3. Biological data collected for each salmon caught on the CFV VIKING STORM survey to the Gulf of Alaska, 18/06/2008 - 05/07/2008.

Fish Number	Species	Fork Length (mm)	Whole Body Weight (g wet)	Sex	Stomach Content Weight (g wet)	CWT age	CWT	Fin Clip
HS200814-IVI02-124-006	CHINOOK	333	509	M				AD
HS200814-IVI02-124-007	CHINOOK	388	698	M				
HS200814-IVI02-124-008	CHINOOK	289	247	M				
HS200814-IVI02-124-009	CHINOOK	575	2450	F				
HS200814-IVI03-124-001	CHINOOK	302	333	M				AD
HS200814-IVI03-124-002	CHINOOK	320	398	M				
HS200814-IVI03-124-003	CHINOOK	314	409	M				
HS200814-IVI03-124-004	CHINOOK	274	232			1.0	T210736	
HS200814-IVI03-124-005	CHINOOK	272	250			1.0	T633396	AD
HS200814-IVI03-124-006	CHINOOK	266	246	M				
HS200814-IVI03-124-007	CHINOOK	275	268	M				AD
HS200814-IVI03-124-008	CHINOOK	310	351	M				AD
HS200814-IVI03-124-009	CHINOOK	324	438	M				
HS200814-IVI03-124-010	CHINOOK	279	271	M				
HS200814-IVI03-124-011	CHINOOK	552	2360	M				
HS200814-IVI03-124-012	CHINOOK	582	2770	F				AD
HS200814-IVI03-124-013	CHINOOK	432	1230	F				AD
HS200814-IVI03-124-014	CHINOOK	390	960	M				
HS200814-IVI03-124-015	CHINOOK	351	710	M				AD
HS200814-IVI03-124-016	CHINOOK	380	840				T630000	AD
HS200814-IVI03-124-017	CHINOOK	369	810	M				AD
HS200814-IVI03-124-018	CHINOOK	288	450			1.0	T633473	
HS200814-IVI04-124-001	CHINOOK	330	423	M				
HS200814-IVI04-124-002	CHINOOK	660	3980	F				
HS200814-JF06-124-001	CHINOOK	152	40					
HS200814-QCI02-124-001	CHINOOK	350	545	M				
HS200814-QCI02-124-002	CHINOOK	358	526	F				
HS200814-QCI02-124-003	CHINOOK	329	427	F				
HS200814-QCI02-124-004	CHINOOK	412	880					
HS200814-QCI03-124-001	CHINOOK	311	347	F				
HS200814-QCI03-124-002	CHINOOK	325	397	F				
HS200814-QCI04-124-001	CHINOOK	345	512	F				AD
HS200814-QCI06-124-001	CHINOOK	392	744	F				
HS200814-QCI07-124-001	CHINOOK	297	303	F				
HS200814-QCI07-124-002	CHINOOK	322	395	F				AD
HS200814-QCI07-124-003	CHINOOK	333	459	M				
HS200814-QCI07-124-004	CHINOOK	368	581	F				
HS200814-QCI07-124-005	CHINOOK	345	537	M				
HS200814-QCI08-124-001	CHINOOK	277	254					AD

Table 3. Biological data collected for each salmon caught on the CFV VIKING STORM survey to the Gulf of Alaska, 18/06/2008 - 05/07/2008.

Fish Number	Species	Fork Length (mm)	Whole Body Weight (g wet)	Sex	Stomach Content Weight (g wet)	CWT age	CWT	Fin Clip
HS200814-QCI09-124-001	CHINOOK	593	2560					
HS200814-QCI09-124-002	CHINOOK	548	2260					
HS200814-QCI09-124-003	CHINOOK	967	13450	F				
HS200814-QCI10-124-001	CHINOOK	347	482	F				
HS200814-QCI12-124-001	CHINOOK	219	127					AD
HS200814-QCI12-124-002	CHINOOK	272	236					AD
HS200814-QCI13-124-001	CHINOOK	260	223	M				
HS200814-QCI13-124-002	CHINOOK	306	363	F				
HS200814-QCI13-124-003	CHINOOK	320	379	F				AD
HS200814-QCI13-124-004	CHINOOK	345	463	F				
HS200814-QCI13-124-005	CHINOOK	358	570	M				
HS200814-QCI13-124-006	CHINOOK	305	329	F				AD
HS200814-QCI13-124-007	CHINOOK	316	388	M				
HS200814-QCI13-124-008	CHINOOK	312	358	M				
HS200814-QCI14-124-001	CHINOOK	216	122					AD
HS200814-QCI14-124-002	CHINOOK	253	202					AD
HS200814-QCI14-124-003	CHINOOK	258	209					AD
HS200814-QCI14-124-004	CHINOOK	328	388	M				
HS200814-QCI14-124-005	CHINOOK	340	449	F				
HS200814-QCI15-124-001	CHINOOK	254	199					AD
HS200814-QCI15-124-002	CHINOOK	300	330	M				AD
HS200814-QCI17-124-001	CHINOOK	319	391	F				
HS200814-QCI17-124-002	CHINOOK	727	5140	F				
HS200814-T05-124-001	CHINOOK	230	147					AD
HS200814-T06-124-001	CHINOOK	225	139			1.0	T634184	AD
HS200814-T06-124-002	CHINOOK	212	115			1.0	T054805	AD
HS200814-T06-124-003	CHINOOK	215	124					AD
HS200814-T06-124-004	CHINOOK	230	146			1.0	T094620	AD
HS200814-T06-124-005	CHINOOK	215	120					AD
HS200814-T06-124-006	CHINOOK	195	88					AD
HS200814-T06-124-007	CHINOOK	201	96					AD
HS200814-T06-124-008	CHINOOK	187	83					AD
HS200814-T06-124-009	CHINOOK	199	96					AD
HS200814-T06-124-010	CHINOOK	201	100					AD
HS200814-T06-124-011	CHINOOK	200	89					AD
HS200814-T06-124-012	CHINOOK	185	78					
HS200814-T06-124-013	CHINOOK	174	66					
HS200814-T06-124-014	CHINOOK	200	98					AD
HS200814-T06-124-015	CHINOOK	202	102					AD

Table 3. Biological data collected for each salmon caught on the CFV VIKING STORM survey to the Gulf of Alaska, 18/06/2008 - 05/07/2008.

Fish Number	Species	Fork Length (mm)	Whole Body Weight (g wet)	Sex	Stomach Content Weight (g wet)	CWT age	CWT	Fin Clip
HS200814-T06-124-016	CHINOOK	202	108					AD
HS200814-T06-124-017	CHINOOK	195	94					AD
HS200814-T06-124-018	CHINOOK	208	113					AD
HS200814-T06-124-019	CHINOOK	212	121					AD
HS200814-T06-124-020	CHINOOK	232	157					AD
HS200814-T06-124-021	CHINOOK	201	96					
HS200814-T06-124-022	CHINOOK	186	81					AD
HS200814-T06-124-023	CHINOOK	192	88			1.0	T104380	
HS200814-T06-124-024	CHINOOK	205	107			1.0	T053593	AD
HS200814-T06-124-025	CHINOOK	200	91					AD
HS200814-T06-124-026	CHINOOK	178	70			1.0	T094541	AD
HS200814-T06-124-027	CHINOOK	200	97					AD
HS200814-T06-124-028	CHINOOK	205	110					AD
HS200814-T06-124-029	CHINOOK	282	300					AD
HS200814-T06-124-030	CHINOOK	308	341					
HS200814-T06-124-031	CHINOOK	277						
HS200814-T06-124-032	CHINOOK	185						
HS200814-T06-124-033	CHINOOK	183						
HS200814-T06-124-034	CHINOOK	145						
HS200814-T06-124-035	CHINOOK	233						AD
HS200814-T06-124-036	CHINOOK	207						AD
HS200814-T06-124-037	CHINOOK	179						AD
HS200814-T06-124-038	CHINOOK	198						AD
HS200814-T06-124-039	CHINOOK	194						AD
HS200814-T06-124-040	CHINOOK	192						
HS200814-T06-124-041	CHINOOK	212						AD
HS200814-T06-124-042	CHINOOK	226						AD
HS200814-T06-124-043	CHINOOK	196						AD
HS200814-T06-124-044	CHINOOK	233						AD
HS200814-T06-124-045	CHINOOK	197						AD
HS200814-T06-124-046	CHINOOK	221						AD
HS200814-T06-124-047	CHINOOK	191						AD
HS200814-T06-124-048	CHINOOK	240						AD
HS200814-T06-124-049	CHINOOK	203						AD
HS200814-T06-124-050	CHINOOK	202						AD
HS200814-T06-124-051	CHINOOK	191						AD
HS200814-T06-124-052	CHINOOK	185						AD
HS200814-T06-124-053	CHINOOK	213						AD
HS200814-T06-124-054	CHINOOK	216						AD

Table 3. Biological data collected for each salmon caught on the CFV VIKING STORM survey to the Gulf of Alaska, 18/06/2008 - 05/07/2008.

Fish Number	Species	Fork Length (mm)	Whole Body Weight (g wet)	Sex	Stomach Content Weight (g wet)	CWT age	CWT	Fin Clip
HS200814-T06-124-055	CHINOOK	245						AD
HS200814-T07-124-001	CHINOOK	203	121			1.0	T103180	AD
HS200814-T07-124-002	CHINOOK	190	80					AD
HS200814-T07-124-003	CHINOOK	218	125					AD
HS200814-T07-124-004	CHINOOK	188	74					AD
HS200814-T07-124-005	CHINOOK	193	84					
HS200814-T07-124-006	CHINOOK	199	90					
HS200814-T07-124-007	CHINOOK	210	109					AD
HS200814-T07-124-008	CHINOOK	192	82					AD
HS200814-T07-124-009	CHINOOK	251	198					AD
HS200814-T07-124-010	CHINOOK	182	71					
HS200814-T07-124-011	CHINOOK	226	148					
HS200814-T07-124-012	CHINOOK	200	91					AD
HS200814-T07-124-013	CHINOOK	200	93					AD
HS200814-T07-124-014	CHINOOK	200	90					AD
HS200814-T07-124-015	CHINOOK	185	78					AD
HS200814-T07-124-016	CHINOOK	188	82					AD
HS200814-T07-124-017	CHINOOK	179	64					AD
HS200814-T07-124-018	CHINOOK	155	46					
HS200814-VI01-124-001	CHINOOK	232	169			1.0	T634092	
HS200814-VI01-124-003	CHINOOK	555	2590	M				AD
HS200814-VI01-124-004	CHINOOK	711	6160	M				AD
HS200814-VI02-124-001	CHINOOK	369	1000	M				
HS200814-VI02-124-002	CHINOOK	580	2720	M				AD
HS200814-VI02-124-003	CHINOOK	530	2170	M				AD
HS200814-VI02-124-004	CHINOOK	569	3450	M				AD
HS200814-VI02-124-005	CHINOOK	735	6870	F				AD
HS200814-VI02-124-006	CHINOOK	749	6620	F				
HS200814-VI02-124-007	CHINOOK	628	3630	M				AD
HS200814-VI02-124-008	CHINOOK	731	5650	F				
HS200814-VI02-124-009	CHINOOK	599	3800	F				AD
HS200814-VI02-124-010	CHINOOK	657	5000	M				AD
HS200814-VI02-124-011	CHINOOK	649	4580	M				
HS200814-VI02-124-012	CHINOOK	645	4140	F				
HS200814-VI02-124-013	CHINOOK	668	4970	M				AD
HS200814-VI02-124-014	CHINOOK	722	6550	F				AD
HS200814-VI02-124-015	CHINOOK	604	2950	F				
HS200814-VI02-124-016	CHINOOK	750	6510	F				AD
HS200814-VI03-124-001	CHINOOK	253	189			1.0	T634184	AD

Table 3. Biological data collected for each salmon caught on the CFV VIKING STORM survey to the Gulf of Alaska, 18/06/2008 - 05/07/2008.

Fish Number	Species	Fork Length (mm)	Whole Body Weight (g wet)	Sex	Stomach Content Weight (g wet)	CWT age	CWT	Fin Clip
HS200814-VI03-124-002	CHINOOK	207	106					AD
HS200814-VI03-124-003	CHINOOK	204	107			1.0	T633987	AD
HS200814-VI03-124-004	CHINOOK	178	65			1.0	T094537	
HS200814-VI03-124-005	CHINOOK	188	71					AD
HS200814-VI03-124-006	CHINOOK	163	52					AD
HS200814-VI03-124-007	CHINOOK	184	61					AD
HS200814-VI03-124-008	CHINOOK	237	156			1.0	T094612	AD
HS200814-VI03-124-009	CHINOOK	170	55					
HS200814-VI03-124-010	CHINOOK	209	104			1.0	T634184	
HS200814-VI03-124-011	CHINOOK	253	200					
HS200814-VI03-124-012	CHINOOK	176	63			1.0	T094532	AD
HS200814-VI03-124-013	CHINOOK	204	111			1.0	T634092	
HS200814-VI03-124-014	CHINOOK	195	86					AD
HS200814-VI03-124-015	CHINOOK	236	152			1.0	T634184	AD
HS200814-VI03-124-016	CHINOOK	244	168					AD
HS200814-VI03-124-017	CHINOOK	178	62					AD
HS200814-VI03-124-018	CHINOOK	177	60					AD
HS200814-VI03-124-019	CHINOOK	183	69					AD
HS200814-VI03-124-020	CHINOOK	180	67					AD
HS200814-VI03-124-021	CHINOOK	177	66			1.0	T633884	
HS200814-VI03-124-022	CHINOOK	168	54					
HS200814-VI03-124-023	CHINOOK	175	57					AD
HS200814-VI03-124-024	CHINOOK	625	4240	F				AD
HS200814-VI04-124-001	CHINOOK	170	54					AD
HS200814-VI04-124-002	CHINOOK	221	128					AD
HS200814-VI04-124-003	CHINOOK	193	86					AD
HS200814-VI04-124-004	CHINOOK	178	70					AD
HS200814-VI04-124-005	CHINOOK	185	80			1.0	T634182	AD
HS200814-VI04-124-006	CHINOOK	184	83			1.0	T634092	
HS200814-VI04-124-007	CHINOOK	240	169					AD
HS200814-VI04-124-008	CHINOOK	182	72					AD
HS200814-VI04-124-009	CHINOOK	195	85					AD
HS200814-VI04-124-010	CHINOOK	290	312					AD
HS200814-VI04-124-011	CHINOOK	265	229					AD
HS200814-VI04-124-012	CHINOOK	165	50			1.0	T190106	AD
HS200814-VI04-124-013	CHINOOK	182	67					AD
HS200814-VI04-124-014	CHINOOK	182	69					AD
HS200814-VI04-124-015	CHINOOK	181	68					AD
HS200814-VI04-124-016	CHINOOK	175	65					AD

Table 3. Biological data collected for each salmon caught on the CFV VIKING STORM survey to the Gulf of Alaska, 18/06/2008 - 05/07/2008.

Fish Number	Species	Fork Length (mm)	Whole Body Weight (g wet)	Sex	Stomach Content Weight (g wet)	CWT age	CWT	Fin Clip
HS200814-VI04-124-017	CHINOOK	185	71					AD
HS200814-VI04-124-018	CHINOOK	163	50					
HS200814-VI04-124-019	CHINOOK	166	54					
HS200814-VI04-124-020	CHINOOK	567	2540	F				
HS200814-VI04-124-021	CHINOOK	567	2540	F				
HS200814-VI04-124-022	CHINOOK	384	930	M				
HS200814-VI04-124-023	CHINOOK	670	4500	F				AD
HS200814-VI04-124-024	CHINOOK	604	2900	F				AD
HS200814-VI04-124-025	CHINOOK	565	2750	M				
HS200814-VI04-124-026	CHINOOK	705	5840	M				AD
HS200814-VI04-124-027	CHINOOK	654	3730	M				
HS200814-VI04-124-028	CHINOOK	625	3360	F				
HS200814-VI04-124-029	CHINOOK	595	3000	M				AD
HS200814-VI04-124-030	CHINOOK	501	1690	F				AD
HS200814-VI04-124-031	CHINOOK	655	4000	M				
HS200814-VI04-124-032	CHINOOK	615	3780	F				AD
HS200814-VI04-124-033	CHINOOK	500	2800	F				
HS200814-VI04-124-034	CHINOOK	358	680	M				AD
HS200814-VI04-124-035	CHINOOK	561	2580	F				
HS200814-VI04-124-036	CHINOOK	645	4620	F				
HS200814-VI04-124-037	CHINOOK	640	3930	F				
HS200814-VI04-124-038	CHINOOK	554	2560	F				AD
HS200814-VI04-124-039	CHINOOK	594	3280	M				
HS200814-VI04-124-040	CHINOOK	434	1140	M				AD
HS200814-VI04-124-041	CHINOOK	581	2890	F				AD
HS200814-VI04-124-042	CHINOOK	534	2270	F				
HS200814-VI04-124-043	CHINOOK	652	5230	F				AD
HS200814-VI04-124-044	CHINOOK	610	3620	M				
HS200814-VI04-124-045	CHINOOK	510	1960	F				AD
HS200814-VI04-124-046	CHINOOK	550	2560	M				
HS200814-VI04-124-047	CHINOOK	332	580	M				AD
HS200814-VI04-124-048	CHINOOK	353	680	M				
HS200814-VI04-124-049	CHINOOK	364	680	M				
HS200814-VI04-124-050	CHINOOK	517	1910	F				AD
HS200814-VI04-124-051	CHINOOK	370	740	M				AD
HS200814-VI05-124-001	CHINOOK	162	51					
HS200814-VI05-124-002	CHINOOK	170	52			1.0	T103980	AD
HS200814-VI05-124-003	CHINOOK	233	155					AD
HS200814-VI05-124-004	CHINOOK	176	69					AD

Table 3. Biological data collected for each salmon caught on the CFV VIKING STORM survey to the Gulf of Alaska, 18/06/2008 - 05/07/2008.

Fish Number	Species	Fork Length (mm)	Whole Body Weight (g wet)	Sex	Stomach Content Weight (g wet)	CWT age	CWT	Fin Clip
HS200814-VI05-124-005	CHINOOK	267	242			1.0	T634184	AD
HS200814-VI05-124-006	CHINOOK	169	62					AD
HS200814-VI05-124-007	CHINOOK	160	49			1.0	T052573	AD
HS200814-VI05-124-008	CHINOOK	770		F				
HS200814-VI05-124-009	CHINOOK	574		F				AD
HS200814-VI05-124-010	CHINOOK	594		F				
HS200814-VI05-124-011	CHINOOK	440		M				AD
HS200814-VI05-124-012	CHINOOK	425		M				AD
HS200814-VI05-124-013	CHINOOK	371		M				
HS200814-VI05-124-014	CHINOOK	330		F		0.1	T186038	AD
HS200814-VI05-124-015	CHINOOK	300		M				AD
HS200814-VI05-124-016	CHINOOK	305		M				AD
HS200814-VI05-124-017	CHINOOK	364		M				AD
HS200814-VI05-124-018	CHINOOK	339		F				AD
HS200814-VI05-124-019	CHINOOK	274		M				AD
HS200814-VI05-124-020	CHINOOK	351		F				
HS200814-VI06-124-001	CHINOOK	190	84					AD
HS200814-VI06-124-002	CHINOOK	240	164			1.0	T634184	AD
HS200814-VI06-124-003	CHINOOK	405	980	F				
HS200814-VI06-124-004	CHINOOK	320	400	M				
HS200814-VI06-124-005	CHINOOK	330	490	M				
HS200814-VI06-124-006	CHINOOK	370	700	M				
HS200814-VI06-124-007	CHINOOK	341	540	M				
HS200814-VI06-124-008	CHINOOK	347	530	F				AD
HS200814-VI06-124-009	CHINOOK	335	450	F				
HS200814-VI06-124-010	CHINOOK	552	2270	M				AD
HS200814-VI07-124-001	CHINOOK	276	275			1.0	T634184	AD
HS200814-VI07-124-002	CHINOOK	190	81			1.0	T052965	AD
HS200814-VI07-124-003	CHINOOK	198	93					AD
HS200814-VI07-124-004	CHINOOK	179	68					AD
HS200814-VI07-124-005	CHINOOK	188	76			1.0	T094537	
HS200814-VI07-124-006	CHINOOK	204	106					
HS200814-VI07-124-007	CHINOOK	194	75					AD
HS200814-VI07-124-008	CHINOOK	180	69					AD
HS200814-VI07-124-009	CHINOOK	187	76					AD
HS200814-VI07-124-010	CHINOOK	195	91					AD
HS200814-VI07-124-011	CHINOOK	205	106					AD
HS200814-VI07-124-012	CHINOOK	186	75					AD
HS200814-VI07-124-013	CHINOOK	165	54					

Table 3. Biological data collected for each salmon caught on the CFV VIKING STORM survey to the Gulf of Alaska, 18/06/2008 - 05/07/2008.

Fish Number	Species	Fork Length (mm)	Whole Body Weight (g wet)	Sex	Stomach Content Weight (g wet)	CWT age	CWT	Fin Clip
HS200814-VI07-124-014	CHINOOK	172	62					AD
HS200814-VI07-124-015	CHINOOK	199	86					
HS200814-VI07-124-016	CHINOOK	166	57					
HS200814-VI07-124-017	CHINOOK	184	73					AD
HS200814-VI07-124-018	CHINOOK	190	83					AD
HS200814-VI07-124-019	CHINOOK	173	61					AD
HS200814-VI07-124-020	CHINOOK	192	88					AD
HS200814-VI07-124-021	CHINOOK	176	66					AD
HS200814-VI07-124-022	CHINOOK	186	76					AD
HS200814-VI07-124-023	CHINOOK	200	106					AD
HS200814-VI07-124-024	CHINOOK	192	82					AD
HS200814-VI07-124-025	CHINOOK	175	68					
HS200814-VI07-124-026	CHINOOK	176	59					AD
HS200814-VI07-124-027	CHINOOK	179	64					AD
HS200814-VI07-124-028	CHINOOK	185	76			1.0	T633866	
HS200814-VI07-124-029	CHINOOK	144	35					
HS200814-VI07-124-030	CHINOOK	205	113					AD
HS200814-VI07-124-031	CHINOOK	188						AD
HS200814-VI07-124-032	CHINOOK	175						AD
HS200814-VI07-124-033	CHINOOK	181						AD
HS200814-VI07-124-034	CHINOOK	188						AD
HS200814-VI07-124-035	CHINOOK	185				1.0	T052590	AD
HS200814-VI07-124-036	CHINOOK	192						AD
HS200814-VI07-124-037	CHINOOK	164						
HS200814-VI07-124-038	CHINOOK	185				1.0	T104180	AD
HS200814-VI07-124-039	CHINOOK	187						AD
HS200814-VI07-124-040	CHINOOK	183				1.0	T103780	AD
HS200814-VI07-124-041	CHINOOK	172				1.0	T054133	AD
HS200814-VI07-124-042	CHINOOK	171				1.0	T633864	AD
HS200814-VI07-124-043	CHINOOK	176						AD
HS200814-VI07-124-044	CHINOOK	186						AD
HS200814-VI07-124-045	CHINOOK	190						AD
HS200814-VI07-124-046	CHINOOK	175				1.0	T102380	
HS200814-VI07-124-047	CHINOOK	206				1.0	T052975	AD
HS200814-VI07-124-048	CHINOOK	198				1.0	T634184	AD
HS200814-VI07-124-049	CHINOOK	219						
HS200814-VI07-124-050	CHINOOK	194				1.0	T104380	AD
HS200814-VI07-124-051	CHINOOK	180				1.0	T100281	AD
HS200814-VI07-124-052	CHINOOK	200						



Table 3. Biological data collected for each salmon caught on the CFV VIKING STORM survey to the Gulf of Alaska, 18/06/2008 - 05/07/2008.

Fish Number	Species	Fork Length (mm)	Whole Body Weight (g wet)	Sex	Stomach Content Weight (g wet)	CWT age	CWT	Fin Clip
HS200814-VI07-124-053	CHINOOK	173						
HS200814-VI07-124-054	CHINOOK	190						
HS200814-VI07-124-055	CHINOOK	188						AD
HS200814-VI07-124-056	CHINOOK	182						AD
HS200814-VI07-124-057	CHINOOK	196						AD
HS200814-VI07-124-058	CHINOOK	190						AD
HS200814-VI07-124-059	CHINOOK	189						AD
HS200814-VI07-124-060	CHINOOK	182						AD
HS200814-VI07-124-061	CHINOOK	188						AD
HS200814-VI07-124-062	CHINOOK	235				1.0	T094534	AD
HS200814-VI07-124-063	CHINOOK	347						AD
HS200814-VI10-124-001	CHINOOK	194	75					AD
HS200814-VI10-124-002	CHINOOK	196	89					AD
HS200814-VI10-124-003	CHINOOK	169	53					
HS200814-VI10-124-004	CHINOOK	188	67					AD
HS200814-VI10-124-005	CHINOOK	210	101					AD
HS200814-VI10-124-006	CHINOOK	170	59					
HS200814-VI11-124-001	CHINOOK	242	164					AD
HS200814-VI11-124-002	CHINOOK	180	71					
HS200814-VI11-124-003	CHINOOK	227	147					
HS200814-VI11-124-004	CHINOOK	313	403					
HS200814-VI11-124-005	CHINOOK	152	37			1.0	T052573	AD
HS200814-VI11-124-006	CHINOOK	218	126			1.0	T094611	AD
HS200814-VI11-124-007	CHINOOK	176	63					AD
HS200814-VI11-124-008	CHINOOK	186	69					AD
HS200814-VI11-124-009	CHINOOK	176	55					
HS200814-VI11-124-010	CHINOOK	180	71					AD
HS200814-VI11-124-011	CHINOOK	138	28					
HS200814-VI11-124-012	CHINOOK	151	44					
HS200814-VI12-124-001	CHINOOK	188	79					AD
HS200814-VI12-124-002	CHINOOK	185	74					AD
HS200814-VI12-124-003	CHINOOK	178	64					AD
HS200814-VI12-124-004	CHINOOK	191	76					AD
HS200814-VI12-124-005	CHINOOK	174	63					
HS200814-VI12-124-006	CHINOOK	190	84			1.0	T100181	
HS200814-VI12-124-007	CHINOOK	188	80			1.0	T103980	AD
HS200814-VI12-124-008	CHINOOK	188	75			1.0	T094352	AD
HS200814-VI12-124-009	CHINOOK	175	58					AD
HS200814-VI12-124-010	CHINOOK	186	75					AD

Table 3. Biological data collected for each salmon caught on the CFV VIKING STORM survey to the Gulf of Alaska, 18/06/2008 - 05/07/2008.

Fish Number	Species	Fork Length (mm)	Whole Body Weight (g wet)	Sex	Stomach Content Weight (g wet)	CWT age	CWT	Fin Clip
HS200814-VI12-124-011	CHINOOK	197	81					AD
HS200814-VI12-124-012	CHINOOK	188	73					AD
HS200814-VI12-124-013	CHINOOK	185	75					AD
HS200814-VI12-124-014	CHINOOK	185	69					AD
HS200814-VI12-124-015	CHINOOK	188	78					AD
HS200814-VI12-124-016	CHINOOK	184	77			1.0	T103180	AD
HS200814-VI12-124-017	CHINOOK	175	60					AD
HS200814-VI12-124-018	CHINOOK	173	59					AD
HS200814-VI12-124-019	CHINOOK	179	70					
HS200814-VI12-124-020	CHINOOK	173	60					AD
HS200814-VI12-124-021	CHINOOK	175	67			1.0	T190111	AD
HS200814-VI12-124-022	CHINOOK	185	77					AD
HS200814-VI12-124-023	CHINOOK	173	58					AD
HS200814-VI12-124-024	CHINOOK	187	83					AD
HS200814-VI12-124-025	CHINOOK	188	84					AD
HS200814-VI12-124-026	CHINOOK	163	52					AD
HS200814-VI12-124-027	CHINOOK	179	69					AD
HS200814-VI12-124-028	CHINOOK	179	69					AD
HS200814-VI12-124-029	CHINOOK	207	113					
HS200814-VI12-124-030	CHINOOK	185	73					AD
HS200814-VI12-124-031	CHINOOK	207				1.0	T634092	
HS200814-VI12-124-032	CHINOOK	192						
HS200814-VI12-124-033	CHINOOK	192				1.0	T094532	AD
HS200814-VI12-124-034	CHINOOK	166				1.0	T053575	AD
HS200814-VI12-124-035	CHINOOK	190						AD
HS200814-VI12-124-036	CHINOOK	183						
HS200814-VI12-124-037	CHINOOK	167						AD
HS200814-VI12-124-038	CHINOOK	193						AD
HS200814-VI12-124-039	CHINOOK	185						
HS200814-VI12-124-040	CHINOOK	179						AD
HS200814-VI12-124-041	CHINOOK	153						
HS200814-VI12-124-042	CHINOOK	323						
HS200814-VI12-124-043	CHINOOK	337						
HS200814-VI12-124-044	CHINOOK	367						AD
HS200814-VI12-124-045	CHINOOK	380						
HS200814-VI12-124-046	CHINOOK	342						
HS200814-VI12-124-047	CHINOOK	292						
HS200814-VI12-124-048	CHINOOK	322						
HS200814-VI12-124-049	CHINOOK	300						AD

Table 3. Biological data collected for each salmon caught on the CFV VIKING STORM survey to the Gulf of Alaska, 18/06/2008 - 05/07/2008.

Fish Number	Species	Fork Length (mm)	Whole Body Weight (g wet)	Sex	Stomach Content Weight (g wet)	CWT age	CWT	Fin Clip
HS200814-VI12-124-050	CHINOOK	182						
HS200814-VI12-124-051	CHINOOK	255						AD
HS200814-VI12-124-052	CHINOOK	179						AD
HS200814-VI12-124-053	CHINOOK	175						
HS200814-VI12-124-054	CHINOOK	342						
HS200814-VI12-124-055	CHINOOK	360						AD
HS200814-VI12-124-056	CHINOOK	300						AD
HS200814-VI12-124-057	CHINOOK	354						AD
HS200814-VI12-124-058	CHINOOK	338						
HS200814-VI12-124-059	CHINOOK	374						AD
HS200814-VI12-124-060	CHINOOK	325						
HS200814-VI12-124-061	CHINOOK	759	6370	F				
HS200814-VI12-124-062	CHINOOK	375	850	M				
HS200814-VI12-124-063	CHINOOK	413	980	M				AD
HS200814-VI12-124-064	CHINOOK	372	690	M				AD
HS200814-VI13-124-001	CHINOOK	213	124			1.0	T094622	AD
HS200814-VI13-124-002	CHINOOK	200	101					AD
HS200814-VI13-124-003	CHINOOK	186	73					AD
HS200814-VI13-124-004	CHINOOK	180	73			1.0	T053179	
HS200814-VI13-124-005	CHINOOK	215	130					AD
HS200814-VI13-124-006	CHINOOK	215	123					AD
HS200814-VI13-124-007	CHINOOK	187	80			1.0	T052574	
HS200814-VI13-124-008	CHINOOK	184	78					
HS200814-VI13-124-009	CHINOOK	202	109			1.0	T052573	
HS200814-VI13-124-010	CHINOOK	225	151					AD
HS200814-VI13-124-011	CHINOOK	213	123					AD
HS200814-VI13-124-012	CHINOOK	262	211			1.0	T094619	AD
HS200814-VI13-124-013	CHINOOK	170	58					AD
HS200814-VI13-124-014	CHINOOK	193	84					AD
HS200814-VI13-124-015	CHINOOK	176	68					AD
HS200814-VI13-124-016	CHINOOK	240	163					AD
HS200814-VI13-124-017	CHINOOK	188	77					AD
HS200814-VI13-124-018	CHINOOK	200	91					AD
HS200814-VI13-124-019	CHINOOK	205	111					AD
HS200814-VI13-124-020	CHINOOK	214	126					AD
HS200814-VI13-124-021	CHINOOK	200	100			1.0	T094622	AD
HS200814-VI13-124-022	CHINOOK	185	80					
HS200814-VI13-124-023	CHINOOK	183	72					AD
HS200814-VI13-124-024	CHINOOK	235	165					AD

Table 3. Biological data collected for each salmon caught on the CFV VIKING STORM survey to the Gulf of Alaska, 18/06/2008 - 05/07/2008.

Fish Number	Species	Fork Length (mm)	Whole Body Weight (g wet)	Sex	Stomach Content Weight (g wet)	CWT age	CWT	Fin Clip
HS200814-VI13-124-025	CHINOOK	190	83					AD
HS200814-VI13-124-026	CHINOOK	214	127			1.0	T190101	AD
HS200814-VI13-124-027	CHINOOK	193	88					AD
HS200814-VI13-124-028	CHINOOK	212	117					
HS200814-VI13-124-029	CHINOOK	191	88			1.0	T052574	
HS200814-VI13-124-030	CHINOOK	350	610			0.1	T094316	
HS200814-VI13-124-031	CHINOOK	346	620			1.1	T633788	
HS200814-VI13-124-032	CHINOOK	340	530					
HS200814-VI13-124-033	CHINOOK	390	830					AD
HS200814-VI13-124-034	CHINOOK	278						
HS200814-VI13-124-035	CHINOOK	360	590					AD
HS200814-VI13-124-036	CHINOOK	350	530					AD
HS200814-VI13-124-037	CHINOOK	394	800					AD
HS200814-VI13-124-038	CHINOOK	341	500					AD
HS200814-VI13-124-039	CHINOOK	337	510					
HS200814-VI13-124-040	CHINOOK	325	450					AD
HS200814-VI13-124-041	CHINOOK	326	450					
HS200814-VI13-124-042	CHINOOK	362	650					
HS200814-VI13-124-043	CHINOOK	312	410					
HS200814-VI13-124-044	CHINOOK	308	400					
HS200814-VI13-124-045	CHINOOK	304	410					AD
HS200814-VI13-124-046	CHINOOK	370	770					
HS200814-VI13-124-047	CHINOOK	348	530					
HS200814-VI13-124-048	CHINOOK	363	660					
HS200814-VI13-124-049	CHINOOK	310	310					
HS200814-VI13-124-050	CHINOOK	384	840					
HS200814-VI13-124-051	CHINOOK	315	400					
HS200814-VI14-124-001	CHINOOK	245	156			1.0	T634184	AD
HS200814-VI14-124-002	CHINOOK	248	171					
HS200814-VI14-124-003	CHINOOK	314	364					
HS200814-VI14-124-004	CHINOOK	340	525					AD
HS200814-VI14-124-005	CHINOOK	324	432					
HS200814-VI16-124-001	CHINOOK	300	337	M				
HS200814-VI16-124-002	CHINOOK	313	394	M				
HS200814-VI16-124-003	CHINOOK	331	503	M				
HS200814-VI16-124-004	CHINOOK	320	434	M				
HS200814-VI16-124-005	CHINOOK	680	3880	F				
HS200814-VI16-124-006	CHINOOK	708	5030	F				
HS200814-VI16-124-007	CHINOOK	758	6680	F				

Table 3. Biological data collected for each salmon caught on the CFV VIKING STORM survey to the Gulf of Alaska, 18/06/2008 - 05/07/2008.

Fish Number	Species	Fork Length (mm)	Whole Body Weight (g wet)	Sex	Stomach Content Weight (g wet)	CWT age	CWT	Fin Clip
HS200814-VI17-124-001	CHINOOK	190	79					AD
HS200814-VI17-124-002	CHINOOK	213	126				T090000	
HS200814-VI17-124-003	CHINOOK	189	80					AD
HS200814-VI17-124-004	CHINOOK	190	85					AD
HS200814-VI17-124-005	CHINOOK	185	71					AD
HS200814-VI17-124-006	CHINOOK	228	139					AD
HS200814-VI17-124-007	CHINOOK	172	57					
HS200814-VI17-124-008	CHINOOK	185	73			1.0	T104680	
HS200814-VI17-124-009	CHINOOK	185	72					AD
HS200814-VI17-124-010	CHINOOK	175	69					AD
HS200814-VI17-124-011	CHINOOK	165	56					AD
HS200814-VI17-124-012	CHINOOK	188	76					AD
HS200814-VI17-124-013	CHINOOK	175	62					
HS200814-VI17-124-014	CHINOOK	157	42					AD
HS200814-VI17-124-015	CHINOOK	180	70					AD
HS200814-VI17-124-016	CHINOOK	179	63					AD
HS200814-VI17-124-017	CHINOOK	172	60					AD
HS200814-VI17-124-018	CHINOOK	198	96					AD
HS200814-VI17-124-019	CHINOOK	208	113					AD
HS200814-VI17-124-020	CHINOOK	202	103					AD
HS200814-VI17-124-021	CHINOOK	234	144			1.0	T094613	AD
HS200814-VI17-124-022	CHINOOK	181	72					AD
HS200814-VI17-124-023	CHINOOK	195	90			1.0	T633799	AD
HS200814-VI17-124-024	CHINOOK	171	57			1.0	T633864	AD
HS200814-VI17-124-025	CHINOOK	177	63					AD
HS200814-VI17-124-026	CHINOOK	168	54					
HS200814-VI17-124-027	CHINOOK	180	64					AD
HS200814-VI17-124-028	CHINOOK	200	105			1.0	T103380	
HS200814-VI17-124-029	CHINOOK	280	290	M				
HS200814-VI17-124-030	CHINOOK	335	540	M				
HS200814-VI17-124-031	CHINOOK	305	400	M				
HS200814-VI17-124-032	CHINOOK	312	470	M				
HS200814-VI17-124-033	CHINOOK	332	540	F				
HS200814-VI17-124-034	CHINOOK	298	410	F				AD
HS200814-VI17-124-035	CHINOOK	265	260	F				
HS200814-VI17-124-036	CHINOOK	376	640	M				AD
HS200814-VI18-124-001	CHINOOK	225	138					AD
HS200814-VI18-124-002	CHINOOK	179	63			1.0	T052573	AD
HS200814-VI18-124-003	CHINOOK	178	63					

Table 3. Biological data collected for each salmon caught on the CFV VIKING STORM survey to the Gulf of Alaska, 18/06/2008 - 05/07/2008.

Fish Number	Species	Fork Length (mm)	Whole Body Weight (g wet)	Sex	Stomach Content Weight (g wet)	CWT age	CWT	Fin Clip
HS200814-VI18-124-004	CHINOOK	159	49					
HS200814-VI18-124-005	CHINOOK	204	93					AD
HS200814-VI18-124-006	CHINOOK	190	80					AD
HS200814-VI18-124-007	CHINOOK	181	69					AD
HS200814-VI18-124-008	CHINOOK	194	77					AD
HS200814-VI18-124-009	CHINOOK	186	75			1.0	T104380	AD
HS200814-VI18-124-010	CHINOOK	176	62			1.0	T633864	
HS200814-VI18-124-011	CHINOOK	221	137			1.0	T094618	AD
HS200814-VI18-124-012	CHINOOK	196	88			1.0	T104680	
HS200814-VI18-124-013	CHINOOK	189	81					AD
HS200814-VI18-124-014	CHINOOK	187	80					AD
HS200814-VI18-124-015	CHINOOK	213	131					
HS200814-VI18-124-016	CHINOOK	166	56					
HS200814-VI18-124-017	CHINOOK	200	90			1.0	T103280	AD
HS200814-VI18-124-018	CHINOOK	223	135			1.0	T634184	AD
HS200814-VI18-124-019	CHINOOK	210	111					AD
HS200814-VI18-124-020	CHINOOK	380	690	M				
HS200814-VI18-124-021	CHINOOK	355	581	M				
HS200814-VI18-124-022	CHINOOK	377	600	M		0.1	T185746	AD
HS200814-VI18-124-023	CHINOOK	370	713	M				
HS200814-VI18-124-024	CHINOOK	314	389	M				AD
HS200814-VI18-124-025	CHINOOK	323	398	M				AD
HS200814-VI18-124-026	CHINOOK	342	501	M				
HS200814-VI18-124-027	CHINOOK	328	410	M				AD
HS200814-VI19-124-001	CHINOOK	182	71					AD
HS200814-VI19-124-002	CHINOOK	210	110					AD
HS200814-VI19-124-003	CHINOOK	173	63					AD
HS200814-VI19-124-004	CHINOOK	205	103					AD
HS200814-VI19-124-005	CHINOOK	229	138			1.0	T634183	AD
HS200814-VI19-124-006	CHINOOK	220	138			1.0	T634092	
HS200814-VI19-124-007	CHINOOK	185	80			1.0	T100181	AD
HS200814-VI19-124-008	CHINOOK	192	79					AD
HS200814-VI19-124-009	CHINOOK	260	208					AD
HS200814-VI19-124-010	CHINOOK	188	81					AD
HS200814-VI19-124-011	CHINOOK	176	68					AD
HS200814-VI19-124-013	CHINOOK	161	53					
HS200814-VI19-124-014	CHINOOK	188	89			1.0	T053179	
HS200814-VI19-124-015	CHINOOK	169	58			1.0	T103780	AD
HS200814-VI19-124-016	CHINOOK	183	74					AD

Table 3. Biological data collected for each salmon caught on the CFV VIKING STORM survey to the Gulf of Alaska, 18/06/2008 - 05/07/2008.

Fish Number	Species	Fork Length (mm)	Whole Body Weight (g wet)	Sex	Stomach Content Weight (g wet)	CWT age	CWT	Fin Clip
HS200814-VI19-124-017	CHINOOK	158	47					
HS200814-VI19-124-018	CHINOOK	216	124					AD
HS200814-VI19-124-019	CHINOOK	173	64			1.0	T633864	AD
HS200814-VI19-124-020	CHINOOK	352	560	M				
HS200814-VI19-124-021	CHINOOK	342	550	F				AD
HS200814-VI19-124-022	CHINOOK	343	510	F				
HS200814-VI19-124-023	CHINOOK	344	550	M				AD
HS200814-VI19-124-024	CHINOOK	352	550	M				AD
HS200814-VI19-124-025	CHINOOK	257	200	M				AD
HS200814-VI19-124-026	CHINOOK	425	1070	M				AD
HS200814-VI20-124-001	CHINOOK	186	73					AD
HS200814-VI20-124-002	CHINOOK	210	107					AD
HS200814-VI20-124-003	CHINOOK	198	88			1.0	T053664	AD
HS200814-VI20-124-004	CHINOOK	191	88					AD
HS200814-VI20-124-005	CHINOOK	189	76					AD
HS200814-VI20-124-006	CHINOOK	175	64					AD
HS200814-VI20-124-007	CHINOOK	178	65					AD
HS200814-VI20-124-008	CHINOOK	224	149			1.0	T634092	
HS200814-VI20-124-009	CHINOOK	201	105					AD
HS200814-VI20-124-010	CHINOOK	186	74					AD
HS200814-VI20-124-011	CHINOOK	195	97			1.0	T190105	AD
HS200814-VI20-124-012	CHINOOK	180	72					AD
HS200814-VI20-124-013	CHINOOK	195	88					AD
HS200814-VI20-124-014	CHINOOK	158	44					
HS200814-VI20-124-015	CHINOOK	195	92					AD
HS200814-VI20-124-016	CHINOOK	186	76			1.0	T094538	AD
HS200814-VI20-124-017	CHINOOK	197	91			1.0	T190109	AD
HS200814-VI20-124-018	CHINOOK	199	97					AD
HS200814-VI20-124-019	CHINOOK	178	69					AD
HS200814-VI20-124-020	CHINOOK	210	117					AD
HS200814-VI20-124-021	CHINOOK	168	59					
HS200814-VI20-124-022	CHINOOK	182	70					AD
HS200814-VI20-124-023	CHINOOK	230	158					AD
HS200814-VI20-124-024	CHINOOK	258	205					AD
HS200814-VI20-124-025	CHINOOK	190	87					
HS200814-VI20-124-026	CHINOOK	196	94					AD
HS200814-VI20-124-027	CHINOOK	210	127			1.0	T634183	AD
HS200814-VI20-124-028	CHINOOK	179	71					AD
HS200814-VI20-124-029	CHINOOK	220	132			1.0	T053596	AD

Table 3. Biological data collected for each salmon caught on the CFV VIKING STORM survey to the Gulf of Alaska, 18/06/2008 - 05/07/2008.

Fish Number	Species	Fork Length (mm)	Whole Body Weight (g wet)	Sex	Stomach Content Weight (g wet)	CWT age	CWT	Fin Clip
HS200814-VI20-124-030	CHINOOK	201	106			1.0	T052574	
HS200814-VI20-124-031	CHINOOK	195				1.0	T634194	
HS200814-VI20-124-032	CHINOOK	189				1.0	T094536	
HS200814-VI20-124-033	CHINOOK	223				1.0	T634184	
HS200814-VI20-124-034	CHINOOK	180						AD
HS200814-VI20-124-035	CHINOOK	180						AD
HS200814-VI20-124-036	CHINOOK	212						AD
HS200814-VI20-124-037	CHINOOK	217						AD
HS200814-VI20-124-038	CHINOOK	178						AD
HS200814-VI20-124-039	CHINOOK	179						AD
HS200814-VI20-124-040	CHINOOK	204						
HS200814-VI20-124-041	CHINOOK	180						AD
HS200814-VI20-124-042	CHINOOK	224						AD
HS200814-VI20-124-043	CHINOOK	202						AD
HS200814-VI20-124-044	CHINOOK	171						
HS200814-VI20-124-045	CHINOOK	188						AD
HS200814-VI20-124-046	CHINOOK	187				1.0	T094536	
HS200814-VI20-124-047	CHINOOK	188						AD
HS200814-VI20-124-048	CHINOOK	179				1.0	T105481	
HS200814-VI20-124-049	CHINOOK	235				1.0	T634184	AD
HS200814-VI20-124-050	CHINOOK	269				1.0	T634184	AD
HS200814-VI20-124-051	CHINOOK	281						
HS200814-VI20-124-052	CHINOOK	297						
HS200814-VI20-124-053	CHINOOK	285						
HS200814-VI20-124-054	CHINOOK	365		M				
HS200814-VI20-124-055	CHINOOK	348		M				AD
HS200814-VI20-124-056	CHINOOK	305		F				
HS200814-VI20-124-057	CHINOOK	338		M				
HS200814-VI20-124-058	CHINOOK	351		M				AD
HS200814-VI20-124-059	CHINOOK	306		F				
HS200814-VI20-124-060	CHINOOK	333		F				AD
HS200814-VI20-124-061	CHINOOK	380		M				AD
HS200814-VI20-124-062	CHINOOK	365		M				AD
HS200814-VI20-124-063	CHINOOK	375		M				
HS200814-VI20-124-064	CHINOOK	324		M				
HS200814-VI20-124-065	CHINOOK	769	6590	F				
HS200814-VI21-124-001	CHINOOK	223	153			1.0	T633987	AD
HS200814-VI21-124-002	CHINOOK	228	134			1.0	T634183	AD
HS200814-VI21-124-003	CHINOOK	175	64			1.0	T054133	AD



Table 3. Biological data collected for each salmon caught on the CFV VIKING STORM survey to the Gulf of Alaska, 18/06/2008 - 05/07/2008.

Fish Number	Species	Fork Length (mm)	Whole Body Weight (g wet)	Sex	Stomach Content Weight (g wet)	CWT age	CWT	Fin Clip
HS200814-VI21-124-004	CHINOOK	190	88			1.0	T190102	AD
HS200814-VI21-124-005	CHINOOK	196	85			1.0	T105581	AD
HS200814-VI21-124-006	CHINOOK	198	86					AD
HS200814-VI21-124-007	CHINOOK	179	71					AD
HS200814-VI21-124-008	CHINOOK	240	164					
HS200814-VI21-124-009	CHINOOK	182	73					AD
HS200814-VI21-124-010	CHINOOK	192	93					AD
HS200814-VI21-124-011	CHINOOK	179	77					AD
HS200814-VI21-124-012	CHINOOK	190	82					AD
HS200814-VI21-124-013	CHINOOK	188	82					AD
HS200814-VI21-124-014	CHINOOK	185	74			1.0	T100381	AD
HS200814-VI21-124-015	CHINOOK	180	70					AD
HS200814-VI21-124-016	CHINOOK	190	76					AD
HS200814-VI21-124-017	CHINOOK	237	171					
HS200814-VI21-124-018	CHINOOK	196	90					AD
HS200814-VI21-124-019	CHINOOK	180	70					AD
HS200814-VI21-124-020	CHINOOK	198	98					AD
HS200814-VI21-124-021	CHINOOK	180	72					AD
HS200814-VI21-124-022	CHINOOK	210	116					AD
HS200814-VI21-124-023	CHINOOK	230	142			1.0	T634184	AD
HS200814-VI21-124-024	CHINOOK	190	87					AD
HS200814-VI21-124-025	CHINOOK	198	102					AD
HS200814-VI21-124-026	CHINOOK	180	77					AD
HS200814-VI21-124-027	CHINOOK	190	87			1.0	T104280	AD
HS200814-VI21-124-028	CHINOOK	195	84					AD
HS200814-VI21-124-029	CHINOOK	159	55					
HS200814-VI21-124-030	CHINOOK	177	74					AD
HS200814-VI21-124-031	CHINOOK	179						AD
HS200814-VI21-124-032	CHINOOK	192						AD
HS200814-VI21-124-033	CHINOOK	194						AD
HS200814-VI21-124-034	CHINOOK	192						AD
HS200814-VI21-124-035	CHINOOK	180						AD
HS200814-VI21-124-036	CHINOOK	222						AD
HS200814-VI21-124-037	CHINOOK	178				1.0	T104680	
HS200814-VI21-124-038	CHINOOK	196						AD
HS200814-VI21-124-039	CHINOOK	172						
HS200814-VI21-124-040	CHINOOK	192						AD
HS200814-VI21-124-041	CHINOOK	193						AD
HS200814-VI21-124-042	CHINOOK	233						AD

Table 3. Biological data collected for each salmon caught on the CFV VIKING STORM survey to the Gulf of Alaska, 18/06/2008 - 05/07/2008.

Fish Number	Species	Fork Length (mm)	Whole Body Weight (g wet)	Sex	Stomach Content Weight (g wet)	CWT age	CWT	Fin Clip
HS200814-VI21-124-043	CHINOOK	205						
HS200814-VI21-124-044	CHINOOK	233						AD
HS200814-VI21-124-045	CHINOOK	187						AD
HS200814-VI21-124-046	CHINOOK	202						AD
HS200814-VI21-124-047	CHINOOK	205						AD
HS200814-VI21-124-048	CHINOOK	210						
HS200814-VI21-124-049	CHINOOK	196						AD
HS200814-VI21-124-050	CHINOOK	231						
HS200814-VI21-124-051	CHINOOK	170						
HS200814-VI21-124-052	CHINOOK	530	1800	F				AD
HS200814-VI22-124-001	CHINOOK	247	182					AD
HS200814-VI22-124-002	CHINOOK	169	57					
HS200814-VI22-124-003	CHINOOK	172	69					
HS200814-VI22-124-004	CHINOOK	180	73					
HS200814-VI22-124-005	CHINOOK	186	80					AD
HS200814-VI22-124-006	CHINOOK	180	73					AD
HS200814-VI22-124-007	CHINOOK	180	69			1.0	T100281	AD
HS200814-VI22-124-008	CHINOOK	205	102					AD
HS200814-VI22-124-009	CHINOOK	211	118					AD
HS200814-VI22-124-010	CHINOOK	195	87			1.0	T103580	AD
HS200814-VI22-124-011	CHINOOK	204	102					AD
HS200814-VI22-124-012	CHINOOK	191	88					AD
HS200814-VI22-124-013	CHINOOK	190	89					AD
HS200814-VI22-124-014	CHINOOK	190	75			1.0	T094532	AD
HS200814-VI22-124-015	CHINOOK	195	94					AD
HS200814-VI22-124-016	CHINOOK	202	110					AD
HS200814-VI22-124-017	CHINOOK	195	90					AD
HS200814-VI22-124-018	CHINOOK	202	112					AD
HS200814-VI22-124-019	CHINOOK	207	108					AD
HS200814-VI22-124-020	CHINOOK	180	75			1.0	T053594	AD
HS200814-VI22-124-021	CHINOOK	198	88					AD
HS200814-VI22-124-022	CHINOOK	186	82					AD
HS200814-VI22-124-023	CHINOOK	180	73					AD
HS200814-VI22-124-024	CHINOOK	198	92					AD
HS200814-VI22-124-025	CHINOOK	206	105					AD
HS200814-VI22-124-026	CHINOOK	200	92			1.0	T633866	
HS200814-VI22-124-027	CHINOOK	199	102			1.0	T100281	AD
HS200814-VI22-124-028	CHINOOK	171	65			1.0	T053575	AD
HS200814-VI22-124-029	CHINOOK	185	83			1.0	T053597	AD

Table 3. Biological data collected for each salmon caught on the CFV VIKING STORM survey to the Gulf of Alaska, 18/06/2008 - 05/07/2008.

Fish Number	Species	Fork Length (mm)	Whole Body Weight (g wet)	Sex	Stomach Content Weight (g wet)	CWT age	CWT	Fin Clip
HS200814-VI22-124-030	CHINOOK	180	72			1.0	T052574	
HS200814-VI22-124-031	CHINOOK	191				1.0	T052975	AD
HS200814-VI22-124-032	CHINOOK	188				1.0	T094535	
HS200814-VI22-124-033	CHINOOK	180				1.0	T094539	AD
HS200814-VI22-124-034	CHINOOK	192				1.0	T094539	
HS200814-VI22-124-035	CHINOOK	176						
HS200814-VI22-124-036	CHINOOK	225						
HS200814-VI22-124-037	CHINOOK	191						AD
HS200814-VI22-124-038	CHINOOK	192						AD
HS200814-VI22-124-039	CHINOOK	185						AD
HS200814-VI22-124-040	CHINOOK	210						AD
HS200814-VI22-124-041	CHINOOK	191						AD
HS200814-VI22-124-042	CHINOOK	170						AD
HS200814-VI22-124-043	CHINOOK	180						AD
HS200814-VI22-124-044	CHINOOK	967	14360	M				
HS200814-VI22-124-045	CHINOOK	645	3650	M				
HS200814-VI22-124-046	CHINOOK	630	3600	F				
HS200814-VI22-124-047	CHINOOK	375	750	F				
HS200814-VI23-124-001	CHINOOK	200	99			1.0	T104680	
HS200814-VI23-124-002	CHINOOK	194	94			1.0	T634184	AD
HS200814-VI23-124-003	CHINOOK	192	90			1.0	T053180	
HS200814-VI23-124-004	CHINOOK	193	84			1.0	T103280	AD
HS200814-VI23-124-005	CHINOOK	190	81			1.0	T104180	AD
HS200814-VI23-124-006	CHINOOK	185	70					AD
HS200814-VI23-124-007	CHINOOK	198	89					AD
HS200814-VI23-124-008	CHINOOK	175	65			1.0	T054132	AD
HS200814-VI23-124-009	CHINOOK	185	67					AD
HS200814-VI23-124-010	CHINOOK	176	62					AD
HS200814-VI23-124-011	CHINOOK	194	87					AD
HS200814-VI23-124-012	CHINOOK	194	93					
HS200814-VI23-124-013	CHINOOK	187	80			1.0	T103580	AD
HS200814-VI23-124-014	CHINOOK	217	136					AD
HS200814-VI23-124-015	CHINOOK	180	86					AD
HS200814-VI23-124-016	CHINOOK	180	75					AD
HS200814-VI23-124-017	CHINOOK	185	81			1.0	T100181	AD
HS200814-VI23-124-018	CHINOOK	163	56					
HS200814-VI23-124-019	CHINOOK	229	135					AD
HS200814-VI23-124-020	CHINOOK	187	78					AD
HS200814-VI23-124-021	CHINOOK	195	97					AD

Table 3. Biological data collected for each salmon caught on the CFV VIKING STORM survey to the Gulf of Alaska, 18/06/2008 - 05/07/2008.

Fish Number	Species	Fork Length (mm)	Whole Body Weight (g wet)	Sex	Stomach Content Weight (g wet)	CWT age	CWT	Fin Clip
HS200814-VI23-124-022	CHINOOK	170	65					
HS200814-VI23-124-023	CHINOOK	187	86					AD
HS200814-VI23-124-024	CHINOOK	189	90					AD
HS200814-VI23-124-025	CHINOOK	183	78			1.0	T103980	AD
HS200814-VI23-124-026	CHINOOK	185	84			1.0	T094542	AD
HS200814-VI23-124-027	CHINOOK	216	127			1.0	T634184	AD
HS200814-VI23-124-028	CHINOOK	180	71					AD
HS200814-VI23-124-029	CHINOOK	208	110			1.0	T634183	AD
HS200814-VI23-124-030	CHINOOK	200	98					AD
HS200814-VI23-124-031	CHINOOK	232				1.0	T633895	AD
HS200814-VI23-124-032	CHINOOK	242				1.0	T633895	AD
HS200814-VI23-124-033	CHINOOK	358	620	M				
HS200814-VI23-124-034	CHINOOK	329	570	M		0.1	T094316	
HS200814-VI23-124-035	CHINOOK	341	500	M				
HS200814-VI23-124-036	CHINOOK	298	360	F				
HS200814-VI23-124-037	CHINOOK	352	590	M				
HS200814-VI23-124-038	CHINOOK	337	480	M				
HS200814-VI23-124-039	CHINOOK	339	550	M				
HS200814-VI23-124-040	CHINOOK	185						
HS200814-VI23-124-041	CHINOOK	226						
HS200814-VI23-124-042	CHINOOK	217						
HS200814-VI23-124-043	CHINOOK	176						
HS200814-VI23-124-044	CHINOOK	200						
HS200814-VI23-124-045	CHINOOK	172						
HS200814-VI23-124-046	CHINOOK	232						
HS200814-VI23-124-047	CHINOOK	188						
HS200814-VI23-124-048	CHINOOK	196						
HS200814-VI23-124-049	CHINOOK	195						
HS200814-VI23-124-050	CHINOOK	164						
HS200814-VI23-124-051	CHINOOK	180						
HS200814-VI23-124-052	CHINOOK	232						
HS200814-VI23-124-053	CHINOOK	187						
HS200814-VI23-124-054	CHINOOK	202						
HS200814-VI23-124-055	CHINOOK	192						
HS200814-VI23-124-056	CHINOOK	185						
HS200814-VI23-124-057	CHINOOK	176						
HS200814-VI23-124-058	CHINOOK	170						
HS200814-VI23-124-059	CHINOOK	177						
HS200814-VI23-124-060	CHINOOK	193						

Table 3. Biological data collected for each salmon caught on the CFV VIKING STORM survey to the Gulf of Alaska, 18/06/2008 - 05/07/2008.

Fish Number	Species	Fork Length (mm)	Whole Body Weight (g wet)	Sex	Stomach Content Weight (g wet)	CWT age	CWT	Fin Clip
HS200814-VI23-124-061	CHINOOK	202						
HS200814-VI23-124-062	CHINOOK	173						
HS200814-VI23-124-063	CHINOOK	200						
HS200814-VI23-124-064	CHINOOK	177						
HS200814-VI23-124-065	CHINOOK	188						
HS200814-VI23-124-066	CHINOOK	201						
HS200814-VI23-124-067	CHINOOK	185						
HS200814-VI23-124-068	CHINOOK	187						
HS200814-VI23-124-069	CHINOOK	172						
HS200814-VI23-124-070	CHINOOK	169						
HS200814-VI23-124-071	CHINOOK	175						
HS200814-VI23-124-072	CHINOOK	174						
HS200814-VI23-124-073	CHINOOK	196						
HS200814-VI23-124-074	CHINOOK	183						
HS200814-VI23-124-075	CHINOOK	168						
HS200814-VI23-124-076	CHINOOK	195						
HS200814-VI23-124-077	CHINOOK	196						
HS200814-VI23-124-078	CHINOOK	182						
HS200814-VI23-124-079	CHINOOK	191						
HS200814-VI23-124-080	CHINOOK	203						
HS200814-VI23-124-081	CHINOOK	177						
HS200814-VI24-124-001	CHINOOK	235	159					AD
HS200814-VI24-124-002	CHINOOK	205	98					AD
HS200814-VI24-124-003	CHINOOK	210	101					AD
HS200814-VI24-124-004	CHINOOK	230	145					AD
HS200814-VI24-124-005	CHINOOK	215	118					AD
HS200814-VI24-124-006	CHINOOK	195	90			1.0	T094538	AD
HS200814-VI24-124-007	CHINOOK	206	103					AD
HS200814-VI24-124-008	CHINOOK	222	130					AD
HS200814-VI24-124-009	CHINOOK	183	77			1.0	T094351	AD
HS200814-VI24-124-010	CHINOOK	247	178					AD
HS200814-VI24-124-011	CHINOOK	175	66					AD
HS200814-VI24-124-012	CHINOOK	185	77					AD
HS200814-VI24-124-013	CHINOOK	204	101					AD
HS200814-VI24-124-014	CHINOOK	230	153					AD
HS200814-VI24-124-015	CHINOOK	190	77					AD
HS200814-VI24-124-016	CHINOOK	195	96					
HS200814-VI24-124-017	CHINOOK	197	97			1.0	T053180	
HS200814-VI24-124-018	CHINOOK	205	101					AD

Table 3. Biological data collected for each salmon caught on the CFV VIKING STORM survey to the Gulf of Alaska, 18/06/2008 - 05/07/2008.

Fish Number	Species	Fork Length (mm)	Whole Body Weight (g wet)	Sex	Stomach Content Weight (g wet)	CWT age	CWT	Fin Clip
HS200814-VI24-124-019	CHINOOK	229	156					AD
HS200814-VI24-124-020	CHINOOK	209	99					AD
HS200814-VI24-124-021	CHINOOK	203	103					AD
HS200814-VI24-124-022	CHINOOK	178	68					AD
HS200814-VI24-124-023	CHINOOK	220	129			1.0	T094612	AD
HS200814-VI24-124-024	CHINOOK	187	72			1.0	T052573	AD
HS200814-VI24-124-025	CHINOOK	220	120					AD
HS200814-VI24-124-026	CHINOOK	232	168			1.0	T634094	
HS200814-VI24-124-028	CHINOOK	312	395			0.1	T210738	AD
HS200814-VI25-124-001	CHINOOK	190	81					AD
HS200814-VI27-124-001	CHINOOK	348	535					
HS200814-VI27-124-002	CHINOOK	905	10220	F				
HS200814-VI28-124-001	CHINOOK	185	73					AD
HS200814-VI28-124-002	CHINOOK	168	57					
HS200814-VI28-124-003	CHINOOK	240	169					AD
HS200814-VI28-124-004	CHINOOK	191	83					AD
HS200814-VI28-124-005	CHINOOK	160	48					
HS200814-VI28-124-006	CHINOOK	222	120					AD
HS200814-VI28-124-007	CHINOOK	194	91					
HS200814-VI28-124-008	CHINOOK	175	66					AD
HS200814-VI28-124-009	CHINOOK	175	61					
HS200814-VI28-124-010	CHINOOK	200	92					AD
HS200814-VI28-124-011	CHINOOK	190	81			1.0	T053784	AD
HS200814-VI28-124-012	CHINOOK	192	87					
HS200814-VI28-124-013	CHINOOK	190	87					
HS200814-VI28-124-014	CHINOOK	185	72					AD
HS200814-VI28-124-015	CHINOOK	200	94					AD
HS200814-VI28-124-016	CHINOOK	191	86					AD
HS200814-VI28-124-017	CHINOOK	221	140					AD
HS200814-VI28-124-018	CHINOOK	229	144					AD
HS200814-VI28-124-019	CHINOOK	200	94					AD
HS200814-VI28-124-020	CHINOOK	194	81					
HS200814-VI28-124-021	CHINOOK	189	71					AD
HS200814-VI28-124-022	CHINOOK	193	78					AD
HS200814-VI28-124-023	CHINOOK	210	114					
HS200814-VI28-124-024	CHINOOK	195	91					AD
HS200814-VI28-124-025	CHINOOK	187	74					AD
HS200814-VI28-124-026	CHINOOK	197	95					
HS200814-VI28-124-027	CHINOOK	196	92					AD

Table 3. Biological data collected for each salmon caught on the CFV VIKING STORM survey to the Gulf of Alaska, 18/06/2008 - 05/07/2008.

Fish Number	Species	Fork Length (mm)	Whole Body Weight (g wet)	Sex	Stomach Content Weight (g wet)	CWT age	CWT	Fin Clip
HS200814-VI28-124-028	CHINOOK	224	132					AD
HS200814-VI28-124-029	CHINOOK	219	121					AD
HS200814-VI28-124-030	CHINOOK	205	99					AD
HS200814-VI28-124-031	CHINOOK	181						
HS200814-VI28-124-032	CHINOOK	218						AD
HS200814-VI28-124-033	CHINOOK	202						
HS200814-VI28-124-034	CHINOOK	243				1.0	T094619	AD
HS200814-VI28-124-035	CHINOOK	180						
HS200814-VI28-124-036	CHINOOK	184						AD
HS200814-VI28-124-037	CHINOOK	189						AD
HS200814-VI28-124-038	CHINOOK	207						AD
HS200814-VI28-124-039	CHINOOK	180						AD
HS200814-VI28-124-040	CHINOOK	230						AD
HS200814-VI28-124-041	CHINOOK	210						AD
HS200814-VI28-124-042	CHINOOK	205						AD
HS200814-VI28-124-043	CHINOOK	187						
HS200814-VI28-124-044	CHINOOK	169						AD
HS200814-VI28-124-045	CHINOOK	212						AD
HS200814-VI28-124-046	CHINOOK	187						AD
HS200814-VI28-124-047	CHINOOK	194						AD
HS200814-VI28-124-048	CHINOOK	194				1.0	T103280	AD
HS200814-VI28-124-049	CHINOOK	190						AD
HS200814-VI28-124-050	CHINOOK	217				1.0	T634094	
HS200814-VI28-124-051	CHINOOK	186				1.0	T633884	
HS200814-VI28-124-052	CHINOOK	225						AD
HS200814-VI28-124-053	CHINOOK	214						AD
HS200814-VI28-124-054	CHINOOK	194						AD
HS200814-VI28-124-055	CHINOOK	195						
HS200814-VI28-124-056	CHINOOK	172						
HS200814-VI28-124-057	CHINOOK	208						
HS200814-VI28-124-058	CHINOOK	242						
HS200814-VI28-124-059	CHINOOK	275						
HS200814-VI28-124-060	CHINOOK	204						
HS200814-VI28-124-061	CHINOOK	196						
HS200814-VI28-124-062	CHINOOK	211						
HS200814-VI28-124-063	CHINOOK	241						
HS200814-VI28-124-064	CHINOOK	196						
HS200814-VI28-124-065	CHINOOK	217						
HS200814-VI28-124-066	CHINOOK	175						

Table 3. Biological data collected for each salmon caught on the CFV VIKING STORM survey to the Gulf of Alaska, 18/06/2008 - 05/07/2008.

Fish Number	Species	Fork Length (mm)	Whole Body Weight (g wet)	Sex	Stomach Content Weight (g wet)	CWT age	CWT	Fin Clip
HS200814-VI28-124-067	CHINOOK	197						
HS200814-VI28-124-068	CHINOOK	228						
HS200814-VI28-124-069	CHINOOK	188						
HS200814-VI28-124-070	CHINOOK	207						
HS200814-VI28-124-071	CHINOOK	273						
HS200814-VI28-124-072	CHINOOK	194						
HS200814-VI28-124-073	CHINOOK	191						
HS200814-VI28-124-074	CHINOOK	224						
HS200814-VI28-124-075	CHINOOK	357						
HS200814-D01-112-001	CHUM	710	5030					
HS200814-D01-112-002	CHUM	678	4030					
HS200814-D01-112-003	CHUM	709	5110	M				
HS200814-D07-112-001	CHUM	407	780					
HS200814-DE04-112-001	CHUM	618	2500	F				
HS200814-DT01-112-001	CHUM	118	13					
HS200814-DT03-112-001	CHUM	634	2940	M				
HS200814-DT03-112-002	CHUM	692	4440	F				
HS200814-DT04-112-001	CHUM	786	7470	M				
HS200814-DT06-112-001	CHUM	670	3950					
HS200814-DT06-112-002	CHUM	558	2380	M				
HS200814-DT07-112-001	CHUM	716	4550					
HS200814-DT07-112-002	CHUM	682	4860	F				
HS200814-EP01-112-001	CHUM	169	45					
HS200814-EP01-112-002	CHUM	157	36					
HS200814-EP01-112-003	CHUM	147	31					
HS200814-EP01-112-004	CHUM	139	26					
HS200814-EP01-112-005	CHUM	134	20					
HS200814-EP01-112-006	CHUM	142	29					
HS200814-EP01-112-007	CHUM	151	34					
HS200814-EP01-112-008	CHUM	160	39					
HS200814-EP01-112-009	CHUM	138	23					
HS200814-EP01-112-010	CHUM	134	21					
HS200814-EP01-112-011	CHUM	127	19					
HS200814-EP01-112-012	CHUM	165	44					
HS200814-EP01-112-013	CHUM	150	31					
HS200814-EP01-112-014	CHUM	125	18					
HS200814-EP01-112-015	CHUM	140	27					
HS200814-EP01-112-016	CHUM	128						
HS200814-EP01-112-017	CHUM	126						



Table 3. Biological data collected for each salmon caught on the CFV VIKING STORM survey to the Gulf of Alaska, 18/06/2008 - 05/07/2008.

Fish Number	Species	Fork Length (mm)	Whole Body Weight (g wet)	Sex	Stomach Content Weight (g wet)	CWT age	CWT	Fin Clip
HS200814-EP01-112-018	CHUM	126						
HS200814-EP01-112-019	CHUM	134						
HS200814-EP01-112-020	CHUM	142						
HS200814-EP01-112-021	CHUM	152						
HS200814-EP01-112-022	CHUM	143						
HS200814-EP01-112-023	CHUM	128						
HS200814-EP01-112-024	CHUM	136						
HS200814-EP01-112-025	CHUM	130						
HS200814-EP01-112-026	CHUM	129						
HS200814-EP01-112-027	CHUM	150						
HS200814-EP01-112-028	CHUM	125						
HS200814-EP01-112-029	CHUM	147						
HS200814-EP01-112-030	CHUM	162						
HS200814-EP01-112-031	CHUM	106						
HS200814-EP01-112-032	CHUM	125						
HS200814-EP01-112-033	CHUM	138						
HS200814-EP01-112-034	CHUM	137						
HS200814-EP01-112-035	CHUM	144						
HS200814-EP01-112-036	CHUM	111						
HS200814-EP01-112-037	CHUM	142						
HS200814-EP01-112-038	CHUM	136						
HS200814-EP01-112-039	CHUM	140						
HS200814-EP01-112-040	CHUM	164						
HS200814-EP01-112-041	CHUM	128						
HS200814-EP01-112-042	CHUM	135						
HS200814-EP01-112-043	CHUM	126						
HS200814-EP01-112-044	CHUM	118						
HS200814-EP01-112-045	CHUM	170						
HS200814-EP01-112-046	CHUM	148						
HS200814-EP01-112-047	CHUM	167						
HS200814-EP01-112-048	CHUM	123						
HS200814-EP01-112-049	CHUM	112						
HS200814-EP01-112-050	CHUM	133						
HS200814-EP01-112-051	CHUM	118						
HS200814-EP01-112-052	CHUM	115						
HS200814-EP01-112-053	CHUM	161						
HS200814-EP01-112-054	CHUM	140						
HS200814-EP01-112-055	CHUM	117						
HS200814-EP01-112-056	CHUM	124						

Table 3. Biological data collected for each salmon caught on the CFV VIKING STORM survey to the Gulf of Alaska, 18/06/2008 - 05/07/2008.

Fish Number	Species	Fork Length (mm)	Whole Body Weight (g wet)	Sex	Stomach Content Weight (g wet)	CWT age	CWT	Fin Clip
HS200814-EP01-112-057	CHUM	120						
HS200814-EP01-112-058	CHUM	113						
HS200814-EP01-112-059	CHUM	122						
HS200814-EP01-112-060	CHUM	153						
HS200814-EP01-112-061	CHUM	121						
HS200814-EP01-112-062	CHUM	165						
HS200814-EP01-112-063	CHUM	139						
HS200814-EP01-112-064	CHUM	134						
HS200814-EP01-112-065	CHUM	136						
HS200814-EP01-112-066	CHUM	650	3500	M				
HS200814-EP02-112-001	CHUM	168	46					
HS200814-EP02-112-002	CHUM	144	29					
HS200814-EP02-112-003	CHUM	143	28					
HS200814-EP02-112-004	CHUM	131	22					
HS200814-EP02-112-005	CHUM	142	28					
HS200814-EP02-112-006	CHUM	154	33					
HS200814-EP02-112-007	CHUM	135	23					
HS200814-EP02-112-008	CHUM	128	21					
HS200814-EP02-112-009	CHUM	159	40					
HS200814-EP02-112-010	CHUM	150	33					
HS200814-EP02-112-011	CHUM	129	20					
HS200814-EP02-112-012	CHUM	142	31					
HS200814-EP02-112-013	CHUM	146	29					
HS200814-EP02-112-014	CHUM	159	37					
HS200814-EP02-112-015	CHUM	130	20					
HS200814-EP02-112-016	CHUM	151						
HS200814-EP02-112-017	CHUM	133						
HS200814-EP02-112-018	CHUM	144						
HS200814-EP02-112-019	CHUM	152						
HS200814-EP02-112-020	CHUM	145						
HS200814-EP02-112-021	CHUM	136						
HS200814-EP02-112-022	CHUM	122						
HS200814-EP02-112-023	CHUM	126						
HS200814-EP02-112-024	CHUM	115						
HS200814-EP02-112-025	CHUM	154						
HS200814-EP02-112-026	CHUM	143						
HS200814-EP02-112-027	CHUM	141						
HS200814-EP02-112-028	CHUM	154						
HS200814-EP02-112-029	CHUM	140						

Table 3. Biological data collected for each salmon caught on the CFV VIKING STORM survey to the Gulf of Alaska, 18/06/2008 - 05/07/2008.

Fish Number	Species	Fork Length (mm)	Whole Body Weight (g wet)	Sex	Stomach Content Weight (g wet)	CWT age	CWT	Fin Clip
HS200814-EP02-112-030	CHUM	132						
HS200814-EP02-112-031	CHUM	137						
HS200814-EP02-112-032	CHUM	140						
HS200814-EP02-112-033	CHUM	145						
HS200814-EP02-112-034	CHUM	154						
HS200814-EP02-112-035	CHUM	142						
HS200814-EP02-112-036	CHUM	123						
HS200814-EP02-112-037	CHUM	133						
HS200814-EP02-112-038	CHUM	130						
HS200814-EP02-112-039	CHUM	148						
HS200814-EP02-112-040	CHUM	127						
HS200814-EP02-112-041	CHUM	132						
HS200814-EP02-112-042	CHUM	130						
HS200814-EP02-112-043	CHUM	132						
HS200814-EP02-112-044	CHUM	122						
HS200814-EP02-112-045	CHUM	128						
HS200814-EP02-112-046	CHUM	124						
HS200814-EP02-112-047	CHUM	154						
HS200814-EP02-112-048	CHUM	137						
HS200814-EP02-112-049	CHUM	137						
HS200814-EP02-112-050	CHUM	135						
HS200814-EP02-112-051	CHUM	140						
HS200814-EP02-112-052	CHUM	172						
HS200814-EP02-112-053	CHUM	136						
HS200814-EP02-112-054	CHUM	128						
HS200814-EP02-112-055	CHUM	126						
HS200814-EP02-112-056	CHUM	180						
HS200814-EP02-112-057	CHUM	138						
HS200814-EP02-112-058	CHUM	160						
HS200814-EP02-112-059	CHUM	153						
HS200814-EP02-112-060	CHUM	144						
HS200814-EP02-112-061	CHUM	161						
HS200814-EP02-112-062	CHUM	143						
HS200814-EP02-112-063	CHUM	148						
HS200814-EP02-112-064	CHUM	156						
HS200814-EP02-112-065	CHUM	144						
HS200814-EP02-112-066	CHUM	126						
HS200814-EP02-112-067	CHUM	155						
HS200814-EP02-112-068	CHUM	137						

Table 3. Biological data collected for each salmon caught on the CFV VIKING STORM survey to the Gulf of Alaska, 18/06/2008 - 05/07/2008.

Fish Number	Species	Fork Length (mm)	Whole Body Weight (g wet)	Sex	Stomach Content Weight (g wet)	CWT age	CWT	Fin Clip
HS200814-EP02-112-069	CHUM	146						
HS200814-EP02-112-070	CHUM	127						
HS200814-EP02-112-071	CHUM	133						
HS200814-EP02-112-072	CHUM	160						
HS200814-EP02-112-073	CHUM	147						
HS200814-EP02-112-074	CHUM	132						
HS200814-EP02-112-075	CHUM	163						
HS200814-EP02-112-076	CHUM	153						
HS200814-EP02-112-077	CHUM	134						
HS200814-EP02-112-078	CHUM	142						
HS200814-EP02-112-079	CHUM	117						
HS200814-EP02-112-080	CHUM	155						
HS200814-EP02-112-081	CHUM	122						
HS200814-EP02-112-082	CHUM	145						
HS200814-EP02-112-083	CHUM	144						
HS200814-EP02-112-084	CHUM	136						
HS200814-EP02-112-085	CHUM	130						
HS200814-EP02-112-086	CHUM	128						
HS200814-EP02-112-087	CHUM	162						
HS200814-EP02-112-088	CHUM	126						
HS200814-EP02-112-089	CHUM	132						
HS200814-EP02-112-090	CHUM	148						
HS200814-EP02-112-091	CHUM	127						
HS200814-EP02-112-092	CHUM	147						
HS200814-EP02-112-093	CHUM	147						
HS200814-EP02-112-094	CHUM	164						
HS200814-EP02-112-095	CHUM	124						
HS200814-EP02-112-096	CHUM	142						
HS200814-EP02-112-097	CHUM	129						
HS200814-EP02-112-098	CHUM	146						
HS200814-EP02-112-099	CHUM	144						
HS200814-EP02-112-100	CHUM	149						
HS200814-EP02-112-101	CHUM	135						
HS200814-EP02-112-102	CHUM	132						
HS200814-EP02-112-103	CHUM	147						
HS200814-EP02-112-104	CHUM	122						
HS200814-EP02-112-105	CHUM	141						
HS200814-EP02-112-106	CHUM	133						
HS200814-EP02-112-107	CHUM	179						

Table 3. Biological data collected for each salmon caught on the CFV VIKING STORM survey to the Gulf of Alaska, 18/06/2008 - 05/07/2008.

Fish Number	Species	Fork Length (mm)	Whole Body Weight (g wet)	Sex	Stomach Content Weight (g wet)	CWT age	CWT	Fin Clip
HS200814-EP02-112-108	CHUM	138						
HS200814-EP02-112-109	CHUM	132						
HS200814-EP02-112-110	CHUM	137						
HS200814-EP02-112-111	CHUM	128						
HS200814-EP02-112-112	CHUM	136						
HS200814-EP02-112-113	CHUM	139						
HS200814-EP02-112-114	CHUM	126						
HS200814-EP02-112-115	CHUM	136						
HS200814-EP02-112-116	CHUM	140						
HS200814-EP02-112-117	CHUM	144						
HS200814-EP02-112-118	CHUM	155						
HS200814-EP02-112-119	CHUM	134						
HS200814-EP02-112-120	CHUM	136						
HS200814-EP02-112-121	CHUM	153						
HS200814-EP02-112-122	CHUM	122						
HS200814-EP02-112-123	CHUM	144						
HS200814-EP02-112-124	CHUM	134						
HS200814-EP02-112-125	CHUM	134						
HS200814-EP02-112-126	CHUM	131						
HS200814-EP02-112-127	CHUM	144						
HS200814-EP02-112-128	CHUM	146						
HS200814-EP02-112-129	CHUM	128						
HS200814-EP02-112-130	CHUM	140						
HS200814-EP02-112-131	CHUM	129						
HS200814-EP02-112-132	CHUM	142						
HS200814-EP02-112-133	CHUM	142						
HS200814-EP02-112-134	CHUM	160						
HS200814-EP02-112-135	CHUM	135						
HS200814-EP02-112-136	CHUM	158						
HS200814-EP02-112-137	CHUM	139						
HS200814-EP02-112-138	CHUM	126						
HS200814-EP02-112-139	CHUM	141						
HS200814-EP02-112-140	CHUM	127						
HS200814-EP02-112-141	CHUM	161						
HS200814-EP02-112-142	CHUM	161						
HS200814-EP02-112-143	CHUM	155						
HS200814-EP02-112-144	CHUM	156						
HS200814-EP02-112-145	CHUM	155						
HS200814-EP02-112-146	CHUM	133						

Table 3. Biological data collected for each salmon caught on the CFV VIKING STORM survey to the Gulf of Alaska, 18/06/2008 - 05/07/2008.

Fish Number	Species	Fork Length (mm)	Whole Body Weight (g wet)	Sex	Stomach Content Weight (g wet)	CWT age	CWT	Fin Clip
HS200814-EP02-112-147	CHUM	142						
HS200814-EP02-112-148	CHUM	138						
HS200814-EP02-112-149	CHUM	142						
HS200814-EP02-112-150	CHUM	129						
HS200814-EP02-112-151	CHUM	143						
HS200814-EP02-112-152	CHUM	137						
HS200814-EP02-112-153	CHUM	140						
HS200814-EP02-112-154	CHUM	167						
HS200814-EP02-112-155	CHUM	130						
HS200814-EP02-112-156	CHUM	135						
HS200814-EP02-112-157	CHUM	152						
HS200814-EP02-112-158	CHUM	128						
HS200814-EP02-112-159	CHUM	155						
HS200814-EP02-112-160	CHUM	138						
HS200814-EP02-112-161	CHUM	149						
HS200814-EP02-112-162	CHUM	130						
HS200814-EP02-112-163	CHUM	128						
HS200814-EP02-112-164	CHUM	128						
HS200814-EP02-112-165	CHUM	157						
HS200814-EP02-112-166	CHUM	152						
HS200814-EP02-112-167	CHUM	134						
HS200814-EP02-112-168	CHUM	147						
HS200814-EP02-112-169	CHUM	136						
HS200814-EP02-112-170	CHUM	127						
HS200814-EP02-112-171	CHUM	144						
HS200814-EP02-112-172	CHUM	153						
HS200814-EP02-112-173	CHUM	154						
HS200814-EP02-112-174	CHUM	144						
HS200814-EP02-112-175	CHUM	128						
HS200814-EP02-112-176	CHUM	122						
HS200814-EP02-112-177	CHUM	152						
HS200814-EP02-112-178	CHUM	150						
HS200814-EP02-112-179	CHUM	125						
HS200814-EP02-112-180	CHUM	135						
HS200814-EP02-112-181	CHUM	120						
HS200814-EP02-112-182	CHUM	133						
HS200814-EP02-112-183	CHUM	125						
HS200814-EP02-112-184	CHUM	134						
HS200814-EP02-112-185	CHUM	120						

Table 3. Biological data collected for each salmon caught on the CFV VIKING STORM survey to the Gulf of Alaska, 18/06/2008 - 05/07/2008.

Fish Number	Species	Fork Length (mm)	Whole Body Weight (g wet)	Sex	Stomach Content Weight (g wet)	CWT age	CWT	Fin Clip
HS200814-EP02-112-186	CHUM	155						
HS200814-EP02-112-187	CHUM	128						
HS200814-EP02-112-188	CHUM	126						
HS200814-EP02-112-189	CHUM	131						
HS200814-EP02-112-190	CHUM	127						
HS200814-EP02-112-191	CHUM	127						
HS200814-EP02-112-192	CHUM	130						
HS200814-EP02-112-193	CHUM	158						
HS200814-EP02-112-194	CHUM	136						
HS200814-EP02-112-195	CHUM	145						
HS200814-EP02-112-196	CHUM	140						
HS200814-EP02-112-197	CHUM	145						
HS200814-EP02-112-198	CHUM	155						
HS200814-EP02-112-199	CHUM	135						
HS200814-EP02-112-200	CHUM	127						
HS200814-EP02-112-201	CHUM	162						
HS200814-EP02-112-202	CHUM	124						
HS200814-EP02-112-203	CHUM	145						
HS200814-EP02-112-204	CHUM	162						
HS200814-EP02-112-205	CHUM	155						
HS200814-EP02-112-206	CHUM	145						
HS200814-EP02-112-207	CHUM	162						
HS200814-EP02-112-208	CHUM	120						
HS200814-EP02-112-209	CHUM	128						
HS200814-EP02-112-210	CHUM	138						
HS200814-EP02-112-211	CHUM	137						
HS200814-EP02-112-212	CHUM	157						
HS200814-EP02-112-213	CHUM	124						
HS200814-EP02-112-214	CHUM	130						
HS200814-EP02-112-215	CHUM	143						
HS200814-EP02-112-216	CHUM	165						
HS200814-EP02-112-217	CHUM	124						
HS200814-EP02-112-218	CHUM	140						
HS200814-EP02-112-219	CHUM	142						
HS200814-EP02-112-220	CHUM	131						
HS200814-EP02-112-221	CHUM	143						
HS200814-EP02-112-222	CHUM	136						
HS200814-EP02-112-223	CHUM	164						
HS200814-EP02-112-224	CHUM	152						

Table 3. Biological data collected for each salmon caught on the CFV VIKING STORM survey to the Gulf of Alaska, 18/06/2008 - 05/07/2008.

Fish Number	Species	Fork Length (mm)	Whole Body Weight (g wet)	Sex	Stomach Content Weight (g wet)	CWT age	CWT	Fin Clip
HS200814-EP02-112-225	CHUM	640	4060	F				
HS200814-EP02-112-226	CHUM	620	3300	M				
HS200814-EP02-112-227	CHUM	740	6090	M				
HS200814-EP02-112-228	CHUM	619	3890	M				
HS200814-EP03-112-001	CHUM	160	39					
HS200814-EP03-112-002	CHUM	153	33					
HS200814-EP03-112-003	CHUM	129	17					
HS200814-EP03-112-004	CHUM	150	31					
HS200814-EP03-112-005	CHUM	136	21					
HS200814-EP03-112-006	CHUM	150	33					
HS200814-EP03-112-007	CHUM	129	20					
HS200814-EP03-112-008	CHUM	155	35					
HS200814-EP03-112-009	CHUM	147	30					
HS200814-EP03-112-010	CHUM	135	21					
HS200814-EP03-112-011	CHUM	143	27					
HS200814-EP03-112-012	CHUM	152	34					
HS200814-EP03-112-013	CHUM	131	21					
HS200814-EP03-112-014	CHUM	595	2500	M				
HS200814-EP04-112-001	CHUM	163	39					
HS200814-EP04-112-002	CHUM	159	39					
HS200814-EP04-112-003	CHUM	160	39					
HS200814-EP05-112-001	CHUM	708	5130					
HS200814-EP08-112-001	CHUM	585	2490	F				
HS200814-H02-112-001	CHUM	147	30					
HS200814-H02-112-002	CHUM	152	36					
HS200814-H04-112-001	CHUM	148	30					
HS200814-H04-112-002	CHUM	638	3500	M				
HS200814-H07-112-001	CHUM	157	39					
HS200814-H08-112-001	CHUM	165	45					
HS200814-H08-112-002	CHUM	172	51					
HS200814-HS01-112-001	CHUM	160	42					
HS200814-HS01-112-002	CHUM	145	28					
HS200814-HS01-112-003	CHUM	156	39					
HS200814-HS02-112-001	CHUM	142	27					
HS200814-HS02-112-002	CHUM	136	24					
HS200814-HS02-112-003	CHUM	147	31					
HS200814-HS02-112-004	CHUM	154	36					
HS200814-HS03-112-001	CHUM	147	30					
HS200814-HS03-112-002	CHUM	168	49					



Table 3. Biological data collected for each salmon caught on the CFV VIKING STORM survey to the Gulf of Alaska, 18/06/2008 - 05/07/2008.

Fish Number	Species	Fork Length (mm)	Whole Body Weight (g wet)	Sex	Stomach Content Weight (g wet)	CWT age	CWT	Fin Clip
HS200814-HS03-112-003	CHUM	142	36					
HS200814-HS03-112-004	CHUM	178	56					
HS200814-HS03-112-005	CHUM	147	32					
HS200814-HS03-112-006	CHUM	150	33					
HS200814-HS04-112-001	CHUM	152	33					
HS200814-HS04-112-002	CHUM	143	30					
HS200814-HS05-112-001	CHUM	169	44					
HS200814-HS05-112-002	CHUM	170	48					
HS200814-IVI01-112-001	CHUM	104	9					
HS200814-IVI01-112-002	CHUM	102	10					
HS200814-IVI01-112-003	CHUM	99	9					
HS200814-IVI01-112-004	CHUM	106	11					
HS200814-IVI01-112-005	CHUM	100	9					
HS200814-IVI01-112-006	CHUM	110	12					
HS200814-IVI01-112-007	CHUM	136	23					
HS200814-IVI01-112-008	CHUM	108	11					
HS200814-IVI01-112-009	CHUM	106	11					
HS200814-IVI01-112-010	CHUM	96	8					
HS200814-IVI01-112-011	CHUM	110	12					
HS200814-IVI01-112-012	CHUM	104	10					
HS200814-IVI01-112-013	CHUM	106	10					
HS200814-IVI01-112-014	CHUM	108	11					
HS200814-IVI01-112-015	CHUM	105	11					
HS200814-IVI02-112-001	CHUM	107	11					
HS200814-IVI02-112-002	CHUM	93	7					
HS200814-IVI02-112-003	CHUM	108	10					
HS200814-IVI02-112-004	CHUM	112	13					
HS200814-IVI02-112-005	CHUM	101	10					
HS200814-IVI02-112-006	CHUM	83	5					
HS200814-IVI02-112-007	CHUM	82	5					
HS200814-IVI02-112-008	CHUM	104	10					
HS200814-IVI02-112-009	CHUM	112	13					
HS200814-IVI02-112-010	CHUM	102	10					
HS200814-IVI02-112-011	CHUM	97	8					
HS200814-IVI02-112-012	CHUM	95	8					
HS200814-IVI02-112-013	CHUM	94	7					
HS200814-IVI02-112-014	CHUM	100	9					
HS200814-IVI02-112-015	CHUM	114	13					
HS200814-IVI02-112-016	CHUM	89						

Table 3. Biological data collected for each salmon caught on the CFV VIKING STORM survey to the Gulf of Alaska, 18/06/2008 - 05/07/2008.

Fish Number	Species	Fork Length (mm)	Whole Body Weight (g wet)	Sex	Stomach Content Weight (g wet)	CWT age	CWT	Fin Clip
HS200814-IVI02-112-017	CHUM	111						
HS200814-IVI02-112-018	CHUM	108						
HS200814-IVI02-112-019	CHUM	97						
HS200814-IVI02-112-020	CHUM	146						
HS200814-IVI02-112-021	CHUM	95						
HS200814-IVI02-112-022	CHUM	122						
HS200814-IVI02-112-023	CHUM	96						
HS200814-IVI02-112-024	CHUM	107						
HS200814-IVI02-112-025	CHUM	91						
HS200814-IVI02-112-026	CHUM	122						
HS200814-IVI02-112-027	CHUM	124						
HS200814-IVI02-112-028	CHUM	110						
HS200814-IVI02-112-029	CHUM	113						
HS200814-IVI02-112-030	CHUM	107						
HS200814-IVI02-112-031	CHUM	131						
HS200814-IVI02-112-032	CHUM	104						
HS200814-IVI02-112-033	CHUM	113						
HS200814-IVI02-112-034	CHUM	110						
HS200814-IVI02-112-035	CHUM	90						
HS200814-IVI02-112-036	CHUM	122						
HS200814-IVI02-112-037	CHUM	91						
HS200814-IVI02-112-038	CHUM	115						
HS200814-IVI02-112-039	CHUM	98						
HS200814-IVI02-112-040	CHUM	112						
HS200814-IVI02-112-041	CHUM	104						
HS200814-IVI02-112-042	CHUM	92						
HS200814-IVI02-112-043	CHUM	106						
HS200814-IVI02-112-044	CHUM	110						
HS200814-IVI02-112-045	CHUM	89						
HS200814-IVI02-112-046	CHUM	117						
HS200814-IVI02-112-047	CHUM	99						
HS200814-IVI02-112-048	CHUM	101						
HS200814-IVI02-112-049	CHUM	92						
HS200814-IVI02-112-050	CHUM	107						
HS200814-IVI02-112-051	CHUM	107						
HS200814-IVI02-112-052	CHUM	111						
HS200814-IVI02-112-053	CHUM	104						
HS200814-IVI02-112-054	CHUM	89						
HS200814-IVI02-112-055	CHUM	106						

Table 3. Biological data collected for each salmon caught on the CFV VIKING STORM survey to the Gulf of Alaska, 18/06/2008 - 05/07/2008.

Fish Number	Species	Fork Length (mm)	Whole Body Weight (g wet)	Sex	Stomach Content Weight (g wet)	CWT age	CWT	Fin Clip
HS200814-IVI02-112-056	CHUM	108						
HS200814-IVI02-112-057	CHUM	113						
HS200814-IVI02-112-058	CHUM	103						
HS200814-IVI02-112-059	CHUM	87						
HS200814-IVI02-112-060	CHUM	101						
HS200814-IVI02-112-061	CHUM	116						
HS200814-IVI02-112-062	CHUM	109						
HS200814-IVI02-112-063	CHUM	107						
HS200814-IVI02-112-064	CHUM	119						
HS200814-IVI02-112-065	CHUM	103						
HS200814-IVI02-112-066	CHUM	124						
HS200814-IVI02-112-067	CHUM	110						
HS200814-IVI02-112-068	CHUM	114						
HS200814-IVI02-112-069	CHUM	106						
HS200814-IVI02-112-070	CHUM	104						
HS200814-IVI02-112-071	CHUM	90						
HS200814-IVI02-112-072	CHUM	93						
HS200814-IVI02-112-073	CHUM	122						
HS200814-IVI02-112-074	CHUM	108						
HS200814-IVI02-112-075	CHUM	104						
HS200814-IVI03-112-001	CHUM	170	49					
HS200814-IVI03-112-002	CHUM	152	34					
HS200814-IVI03-112-003	CHUM	158	40					
HS200814-IVI03-112-004	CHUM	151	33					
HS200814-IVI03-112-005	CHUM	143	26					
HS200814-IVI03-112-006	CHUM	143	27					
HS200814-IVI03-112-007	CHUM	141	27					
HS200814-IVI03-112-008	CHUM	134	22					
HS200814-IVI03-112-009	CHUM	124	16					
HS200814-IVI03-112-010	CHUM	152	35					
HS200814-IVI03-112-011	CHUM	158	41					
HS200814-IVI03-112-012	CHUM	140	26					
HS200814-IVI04-112-001	CHUM	161	44					
HS200814-IVI04-112-002	CHUM	154	41					
HS200814-IVI04-112-003	CHUM	152	37					
HS200814-IVI04-112-004	CHUM	158	32					
HS200814-IVI04-112-005	CHUM	178	56					
HS200814-IVI04-112-006	CHUM	178	57					
HS200814-IVI04-112-007	CHUM	156	34					

Table 3. Biological data collected for each salmon caught on the CFV VIKING STORM survey to the Gulf of Alaska, 18/06/2008 - 05/07/2008.

Fish Number	Species	Fork Length (mm)	Whole Body Weight (g wet)	Sex	Stomach Content Weight (g wet)	CWT age	CWT	Fin Clip
HS200814-IVI04-112-008	CHUM	171	51					
HS200814-IVI04-112-009	CHUM	160	44					
HS200814-IVI04-112-010	CHUM	183	61					
HS200814-IVI04-112-011	CHUM	158	38					
HS200814-IVI04-112-012	CHUM	174	50					
HS200814-IVI04-112-013	CHUM	144	29					
HS200814-IVI04-112-014	CHUM	162	47					
HS200814-IVI04-112-015	CHUM	149	34					
HS200814-IVI04-112-016	CHUM	141						
HS200814-IVI04-112-017	CHUM	150						
HS200814-IVI04-112-018	CHUM	167						
HS200814-IVI04-112-019	CHUM	156						
HS200814-IVI04-112-020	CHUM	142						
HS200814-IVI04-112-021	CHUM	155						
HS200814-IVI04-112-022	CHUM	181						
HS200814-IVI04-112-023	CHUM	169						
HS200814-IVI04-112-024	CHUM	156						
HS200814-IVI04-112-025	CHUM	143						
HS200814-IVI04-112-026	CHUM	170						
HS200814-IVI04-112-027	CHUM	148						
HS200814-IVI04-112-028	CHUM	146						
HS200814-IVI04-112-029	CHUM	178						
HS200814-IVI04-112-030	CHUM	159						
HS200814-IVI04-112-031	CHUM	635	3380	F				
HS200814-IVI04-112-032	CHUM	870	11130	M				
HS200814-JF02-112-001	CHUM	115	15					
HS200814-JF02-112-002	CHUM	86	6					
HS200814-JF03-112-001	CHUM	160	39					
HS200814-JF03-112-002	CHUM	155	35					
HS200814-JF03-112-003	CHUM	155	41					
HS200814-JF04-112-001	CHUM	126	18					
HS200814-JF04-112-002	CHUM	161	40					
HS200814-JF05-112-001	CHUM	95	7					
HS200814-JF05-112-002	CHUM	113	12					
HS200814-JF05-112-003	CHUM	113	13					
HS200814-JF05-112-004	CHUM	105	10					
HS200814-JF05-112-005	CHUM	115	13					
HS200814-JF05-112-006	CHUM	87	5					
HS200814-JF05-112-007	CHUM	101	10					

Table 3. Biological data collected for each salmon caught on the CFV VIKING STORM survey to the Gulf of Alaska, 18/06/2008 - 05/07/2008.

Fish Number	Species	Fork Length (mm)	Whole Body Weight (g wet)	Sex	Stomach Content Weight (g wet)	CWT age	CWT	Fin Clip
HS200814-JF05-112-008	CHUM	102	8					
HS200814-JF05-112-009	CHUM	82	4					
HS200814-JF05-112-010	CHUM	94	6					
HS200814-JF05-112-011	CHUM	87	5					
HS200814-JF05-112-012	CHUM	72	3					
HS200814-JF05-112-013	CHUM	89	6					
HS200814-JF05-112-014	CHUM	125	17					
HS200814-JF05-112-015	CHUM	80	4					
HS200814-JF05-112-016	CHUM	100	8					
HS200814-JF05-112-017	CHUM	105	10					
HS200814-JF06-112-001	CHUM	157	36					
HS200814-JF06-112-002	CHUM	158	41					
HS200814-JF06-112-003	CHUM	150	32					
HS200814-JF06-112-004	CHUM	157	38					
HS200814-JF06-112-005	CHUM	152	37					
HS200814-JF06-112-006	CHUM	140	28					
HS200814-JF06-112-007	CHUM	131	21					
HS200814-JF06-112-008	CHUM	152	34					
HS200814-JF06-112-009	CHUM	92	6					
HS200814-JF06-112-010	CHUM	82	5					
HS200814-JF06-112-011	CHUM	93	6					
HS200814-JF06-112-012	CHUM	85	4					
HS200814-JF06-112-013	CHUM	85	5					
HS200814-JF06-112-014	CHUM	76	4					
HS200814-JF06-112-015	CHUM	81	4					
HS200814-JF06-112-016	CHUM	80						
HS200814-JF06-112-017	CHUM	84						
HS200814-JF06-112-018	CHUM	76						
HS200814-JF06-112-019	CHUM	76						
HS200814-JF06-112-020	CHUM	81						
HS200814-JF06-112-021	CHUM	94						
HS200814-JF06-112-022	CHUM	82						
HS200814-JF06-112-023	CHUM	78						
HS200814-JF06-112-024	CHUM	74						
HS200814-JF06-112-025	CHUM	73						
HS200814-JF06-112-026	CHUM	78						
HS200814-JF06-112-027	CHUM	92						
HS200814-JF06-112-028	CHUM	85						
HS200814-JF06-112-029	CHUM	101						

Table 3. Biological data collected for each salmon caught on the CFV VIKING STORM survey to the Gulf of Alaska, 18/06/2008 - 05/07/2008.

Fish Number	Species	Fork Length (mm)	Whole Body Weight (g wet)	Sex	Stomach Content Weight (g wet)	CWT age	CWT	Fin Clip
HS200814-JF06-112-030	CHUM	75						
HS200814-JF06-112-031	CHUM	83						
HS200814-JF06-112-032	CHUM	84						
HS200814-JF06-112-033	CHUM	72						
HS200814-JF06-112-034	CHUM	85						
HS200814-JF06-112-035	CHUM	80						
HS200814-JF06-112-036	CHUM	81						
HS200814-JF06-112-037	CHUM	72						
HS200814-JF06-112-038	CHUM	80						
HS200814-JF06-112-039	CHUM	101						
HS200814-JF06-112-040	CHUM	94						
HS200814-JF06-112-041	CHUM	67						
HS200814-JF06-112-042	CHUM	89						
HS200814-JF06-112-043	CHUM	72						
HS200814-JF06-112-044	CHUM	94						
HS200814-JF06-112-045	CHUM	89						
HS200814-JF06-112-046	CHUM	81						
HS200814-JF06-112-047	CHUM	80						
HS200814-JF06-112-048	CHUM	85						
HS200814-JF06-112-049	CHUM	81						
HS200814-JF06-112-050	CHUM	77						
HS200814-JF06-112-051	CHUM	75						
HS200814-JF06-112-052	CHUM	95						
HS200814-JF06-112-053	CHUM	81						
HS200814-JF06-112-054	CHUM	76						
HS200814-JF06-112-055	CHUM	106						
HS200814-JF06-112-056	CHUM	80						
HS200814-JF06-112-057	CHUM	86						
HS200814-JF06-112-058	CHUM	92						
HS200814-JF06-112-059	CHUM	86						
HS200814-JF06-112-060	CHUM	86						
HS200814-JF06-112-061	CHUM	73						
HS200814-JF06-112-062	CHUM	81						
HS200814-JF06-112-063	CHUM	82						
HS200814-JF06-112-064	CHUM	79						
HS200814-JF06-112-065	CHUM	76						
HS200814-JF06-112-066	CHUM	81						
HS200814-JF06-112-067	CHUM	78						
HS200814-JF06-112-068	CHUM	86						

Table 3. Biological data collected for each salmon caught on the CFV VIKING STORM survey to the Gulf of Alaska, 18/06/2008 - 05/07/2008.

Fish Number	Species	Fork Length (mm)	Whole Body Weight (g wet)	Sex	Stomach Content Weight (g wet)	CWT age	CWT	Fin Clip
HS200814-JF06-112-069	CHUM	83						
HS200814-JF06-112-070	CHUM	65						
HS200814-JF06-112-071	CHUM	85						
HS200814-JF06-112-072	CHUM	96						
HS200814-JF06-112-073	CHUM	72						
HS200814-JF06-112-074	CHUM	84						
HS200814-JF06-112-075	CHUM	96						
HS200814-JF06-112-076	CHUM	86						
HS200814-JF06-112-077	CHUM	84						
HS200814-JF06-112-078	CHUM	82						
HS200814-JF06-112-079	CHUM	70						
HS200814-JF06-112-080	CHUM	84						
HS200814-JF06-112-081	CHUM	104						
HS200814-JF06-112-082	CHUM	87						
HS200814-JF06-112-083	CHUM	76						
HS200814-JF06-112-084	CHUM	82						
HS200814-JF06-112-085	CHUM	76						
HS200814-JF06-112-086	CHUM	84						
HS200814-JF06-112-087	CHUM	70						
HS200814-JF06-112-088	CHUM	86						
HS200814-JF06-112-089	CHUM	76						
HS200814-JF06-112-090	CHUM	82						
HS200814-JF06-112-091	CHUM	80						
HS200814-JF06-112-092	CHUM	77						
HS200814-JF06-112-093	CHUM	103						
HS200814-JF06-112-094	CHUM	102						
HS200814-JF06-112-095	CHUM	87						
HS200814-JF06-112-096	CHUM	77						
HS200814-JF06-112-097	CHUM	74						
HS200814-JF06-112-098	CHUM	69						
HS200814-JF06-112-099	CHUM	77						
HS200814-JF06-112-100	CHUM	92						
HS200814-JF06-112-101	CHUM	75						
HS200814-JF06-112-102	CHUM	74						
HS200814-JF06-112-103	CHUM	82						
HS200814-JF06-112-104	CHUM	95						
HS200814-JF06-112-105	CHUM	85						
HS200814-JF06-112-106	CHUM	81						
HS200814-JF06-112-107	CHUM	80						

Table 3. Biological data collected for each salmon caught on the CFV VIKING STORM survey to the Gulf of Alaska, 18/06/2008 - 05/07/2008.

Fish Number	Species	Fork Length (mm)	Whole Body Weight (g wet)	Sex	Stomach Content Weight (g wet)	CWT age	CWT	Fin Clip
HS200814-JF06-112-108	CHUM	85						
HS200814-JF06-112-109	CHUM	98						
HS200814-JF06-112-110	CHUM	75						
HS200814-JF06-112-111	CHUM	87						
HS200814-JF06-112-112	CHUM	72						
HS200814-JF06-112-113	CHUM	91						
HS200814-JF06-112-114	CHUM	71						
HS200814-JF06-112-115	CHUM	80						
HS200814-JF06-112-116	CHUM	83						
HS200814-JF06-112-117	CHUM	75						
HS200814-JF06-112-118	CHUM	80						
HS200814-JF06-112-119	CHUM	76						
HS200814-JF06-112-120	CHUM	97						
HS200814-JF06-112-121	CHUM	92						
HS200814-JF06-112-122	CHUM	89						
HS200814-JF06-112-123	CHUM	81						
HS200814-JF06-112-124	CHUM	81						
HS200814-JF06-112-125	CHUM	72						
HS200814-JF06-112-126	CHUM	92						
HS200814-JF06-112-127	CHUM	87						
HS200814-JF06-112-128	CHUM	80						
HS200814-JF06-112-129	CHUM	88						
HS200814-JF06-112-130	CHUM	62						
HS200814-JF06-112-131	CHUM	82						
HS200814-JF06-112-132	CHUM	82						
HS200814-JF06-112-133	CHUM	75						
HS200814-JF06-112-134	CHUM	79						
HS200814-JF06-112-135	CHUM	78						
HS200814-JF06-112-136	CHUM	94						
HS200814-JF06-112-137	CHUM	72						
HS200814-JF06-112-138	CHUM	82						
HS200814-JF06-112-139	CHUM	82						
HS200814-JF06-112-140	CHUM	88						
HS200814-JF06-112-141	CHUM	69						
HS200814-JF06-112-142	CHUM	88						
HS200814-JF06-112-143	CHUM	84						
HS200814-JF06-112-144	CHUM	84						
HS200814-JF06-112-145	CHUM	79						
HS200814-JF06-112-146	CHUM	78						



Table 3. Biological data collected for each salmon caught on the CFV VIKING STORM survey to the Gulf of Alaska, 18/06/2008 - 05/07/2008.

Fish Number	Species	Fork Length (mm)	Whole Body Weight (g wet)	Sex	Stomach Content Weight (g wet)	CWT age	CWT	Fin Clip
HS200814-JF06-112-147	CHUM	78						
HS200814-JF06-112-148	CHUM	95						
HS200814-JF06-112-149	CHUM	85						
HS200814-JF06-112-150	CHUM	84						
HS200814-JF06-112-151	CHUM	85						
HS200814-JF06-112-152	CHUM	81						
HS200814-JF06-112-153	CHUM	78						
HS200814-JF06-112-154	CHUM	93						
HS200814-JF06-112-155	CHUM	75						
HS200814-JF06-112-156	CHUM	87						
HS200814-JF06-112-157	CHUM	81						
HS200814-JF06-112-158	CHUM	70						
HS200814-JF06-112-159	CHUM	104						
HS200814-JF06-112-160	CHUM	95						
HS200814-JF06-112-161	CHUM	79						
HS200814-JF06-112-162	CHUM	100						
HS200814-JF06-112-163	CHUM	70						
HS200814-JF06-112-164	CHUM	81						
HS200814-JF06-112-165	CHUM	75						
HS200814-JF06-112-166	CHUM	77						
HS200814-JF06-112-167	CHUM	84						
HS200814-JF06-112-168	CHUM	75						
HS200814-JF06-112-169	CHUM	84						
HS200814-JF06-112-170	CHUM	78						
HS200814-JF06-112-171	CHUM	85						
HS200814-JF06-112-172	CHUM	78						
HS200814-JF06-112-173	CHUM	77						
HS200814-JF06-112-174	CHUM	75						
HS200814-JF06-112-175	CHUM	72						
HS200814-JF06-112-176	CHUM	78						
HS200814-JF06-112-177	CHUM	88						
HS200814-JF06-112-178	CHUM	82						
HS200814-JF06-112-179	CHUM	78						
HS200814-JF06-112-180	CHUM	94						
HS200814-JF06-112-181	CHUM	70						
HS200814-JF06-112-182	CHUM	83						
HS200814-JF06-112-183	CHUM	104						
HS200814-JF06-112-184	CHUM	73						
HS200814-JF06-112-185	CHUM	80						

Table 3. Biological data collected for each salmon caught on the CFV VIKING STORM survey to the Gulf of Alaska, 18/06/2008 - 05/07/2008.

Fish Number	Species	Fork Length (mm)	Whole Body Weight (g wet)	Sex	Stomach Content Weight (g wet)	CWT age	CWT	Fin Clip
HS200814-JF06-112-186	CHUM	104						
HS200814-JF06-112-187	CHUM	75						
HS200814-JF06-112-188	CHUM	72						
HS200814-JF06-112-189	CHUM	70						
HS200814-JF06-112-190	CHUM	73						
HS200814-JF06-112-191	CHUM	95						
HS200814-JF06-112-192	CHUM	81						
HS200814-JF06-112-193	CHUM	75						
HS200814-JF06-112-194	CHUM	73						
HS200814-JF06-112-195	CHUM	77						
HS200814-JF06-112-196	CHUM	80						
HS200814-JF06-112-197	CHUM	84						
HS200814-JF06-112-198	CHUM	76						
HS200814-JF06-112-199	CHUM	67						
HS200814-JF06-112-200	CHUM	86						
HS200814-JF06-112-201	CHUM	88						
HS200814-JF06-112-202	CHUM	77						
HS200814-JF06-112-203	CHUM	81						
HS200814-JF06-112-204	CHUM	86						
HS200814-JF06-112-205	CHUM	81						
HS200814-JF06-112-206	CHUM	78						
HS200814-JF06-112-207	CHUM	76						
HS200814-JF06-112-208	CHUM	76						
HS200814-JF06-112-209	CHUM	75						
HS200814-JF06-112-210	CHUM	71						
HS200814-JF06-112-211	CHUM	88						
HS200814-JF06-112-212	CHUM	82						
HS200814-JF06-112-213	CHUM	72						
HS200814-JF06-112-214	CHUM	76						
HS200814-JF06-112-215	CHUM	75						
HS200814-JF06-112-216	CHUM	78						
HS200814-JF06-112-217	CHUM	100						
HS200814-JF06-112-218	CHUM	76						
HS200814-JF06-112-219	CHUM	80						
HS200814-JF06-112-220	CHUM	83						
HS200814-JF06-112-221	CHUM	85						
HS200814-JF06-112-222	CHUM	76						
HS200814-JF06-112-223	CHUM	78						
HS200814-JF06-112-224	CHUM	84						

Table 3. Biological data collected for each salmon caught on the CFV VIKING STORM survey to the Gulf of Alaska, 18/06/2008 - 05/07/2008.

Fish Number	Species	Fork Length (mm)	Whole Body Weight (g wet)	Sex	Stomach Content Weight (g wet)	CWT age	CWT	Fin Clip
HS200814-JF06-112-225	CHUM	81						
HS200814-JF06-112-226	CHUM	78						
HS200814-JF06-112-227	CHUM	76						
HS200814-JF06-112-228	CHUM	73						
HS200814-JF06-112-229	CHUM	78						
HS200814-JF06-112-230	CHUM	72						
HS200814-JF06-112-231	CHUM	84						
HS200814-JF06-112-232	CHUM	74						
HS200814-JF06-112-233	CHUM	72						
HS200814-JF06-112-234	CHUM	82						
HS200814-JF06-112-235	CHUM	82						
HS200814-JF06-112-236	CHUM	74						
HS200814-JF06-112-237	CHUM	74						
HS200814-JF06-112-238	CHUM	86						
HS200814-JF06-112-239	CHUM	86						
HS200814-JF06-112-240	CHUM	80						
HS200814-JF06-112-241	CHUM	90						
HS200814-JF06-112-242	CHUM	76						
HS200814-JF06-112-243	CHUM	87						
HS200814-JF06-112-244	CHUM	80						
HS200814-JF06-112-245	CHUM	79						
HS200814-JF06-112-246	CHUM	76						
HS200814-JF06-112-247	CHUM	76						
HS200814-JF06-112-248	CHUM	79						
HS200814-JF06-112-249	CHUM	68						
HS200814-JF06-112-250	CHUM	83						
HS200814-JF06-112-251	CHUM	65						
HS200814-JF06-112-252	CHUM	89						
HS200814-JF06-112-253	CHUM	66						
HS200814-JF06-112-254	CHUM	70						
HS200814-QCI02-112-001	CHUM	708	5460					
HS200814-QCI02-112-002	CHUM	700	4340					
HS200814-QCI02-112-003	CHUM	645	3850					
HS200814-QCI02-112-004	CHUM	677	4050					
HS200814-QCI03-112-001	CHUM	627	2860	M				
HS200814-QCI04-112-001	CHUM	394	690	F				
HS200814-QCI05-112-001	CHUM	707	4590	M				
HS200814-QCI05-112-002	CHUM	674	4340					
HS200814-QCI05-112-003	CHUM	661	3790					

Table 3. Biological data collected for each salmon caught on the CFV VIKING STORM survey to the Gulf of Alaska, 18/06/2008 - 05/07/2008.

Fish Number	Species	Fork Length (mm)	Whole Body Weight (g wet)	Sex	Stomach Content Weight (g wet)	CWT age	CWT	Fin Clip
HS200814-QCI05-112-004	CHUM	570	2160	F				
HS200814-QCI06-112-001	CHUM	610	2520					
HS200814-QCI06-112-002	CHUM	575	2550					
HS200814-QCI06-112-003	CHUM	633	3460					
HS200814-QCI08-112-001	CHUM	664	3640					
HS200814-QCI08-112-002	CHUM	655	3960					
HS200814-QCI08-112-003	CHUM	645	3200					
HS200814-QCI12-112-001	CHUM	680	3910					
HS200814-QCI12-112-002	CHUM	610	2390					
HS200814-QCI12-112-003	CHUM	623	2760					
HS200814-QCI13-112-001	CHUM	390	640					
HS200814-QCI13-112-002	CHUM	506	1490					
HS200814-QCI13-112-003	CHUM	412	780					
HS200814-QCI13-112-004	CHUM	406	750					
HS200814-QCI13-112-005	CHUM	502	1540	M				
HS200814-QCI13-112-006	CHUM	386	640					
HS200814-QCI13-112-007	CHUM	415	850					
HS200814-QCI13-112-008	CHUM	655	4290	M				
HS200814-QCI14-112-001	CHUM	613	2710					
HS200814-QCI15-112-001	CHUM	680	4330	M				
HS200814-QCI15-112-002	CHUM	602	2910	M				
HS200814-QCI19-112-001	CHUM	420	920					
HS200814-QCI19-112-002	CHUM	463	1180					
HS200814-QCI19-112-003	CHUM	629	3200					
HS200814-QCI22-112-001	CHUM	145	27					
HS200814-QCI22-112-002	CHUM	660	4100					
HS200814-T01-112-001	CHUM	134	24					
HS200814-T01-112-002	CHUM	128	19					
HS200814-T01-112-003	CHUM	116	13					
HS200814-T01-112-004	CHUM	129	20					
HS200814-T01-112-005	CHUM	121	15					
HS200814-T01-112-006	CHUM	113	12					
HS200814-T01-112-007	CHUM	121	15					
HS200814-T01-112-008	CHUM	135	22					
HS200814-T01-112-009	CHUM	127	16					
HS200814-T01-112-010	CHUM	110	11					
HS200814-T01-112-011	CHUM	114	14					
HS200814-T01-112-012	CHUM	120	15					
HS200814-T01-112-013	CHUM	122	14					

Table 3. Biological data collected for each salmon caught on the CFV VIKING STORM survey to the Gulf of Alaska, 18/06/2008 - 05/07/2008.

Fish Number	Species	Fork Length (mm)	Whole Body Weight (g wet)	Sex	Stomach Content Weight (g wet)	CWT age	CWT	Fin Clip
HS200814-T01-112-014	CHUM	130	19					
HS200814-T01-112-015	CHUM	113	14					
HS200814-T01-112-016	CHUM	122						
HS200814-T01-112-017	CHUM	116						
HS200814-T01-112-018	CHUM	115						
HS200814-T01-112-019	CHUM	112						
HS200814-T01-112-020	CHUM	116						
HS200814-T01-112-021	CHUM	132						
HS200814-T01-112-022	CHUM	122						
HS200814-T01-112-023	CHUM	126						
HS200814-T01-112-024	CHUM	129						
HS200814-T01-112-025	CHUM	119						
HS200814-T01-112-026	CHUM	120						
HS200814-T01-112-027	CHUM	130						
HS200814-T01-112-028	CHUM	116						
HS200814-T01-112-029	CHUM	124						
HS200814-T01-112-030	CHUM	118						
HS200814-T01-112-031	CHUM	123						
HS200814-T01-112-032	CHUM	124						
HS200814-T02-112-001	CHUM	142	27					
HS200814-T02-112-002	CHUM	115	11					
HS200814-T02-112-003	CHUM	175	54					
HS200814-T02-112-004	CHUM	127	17					
HS200814-T02-112-005	CHUM	142	25					
HS200814-T02-112-006	CHUM	127	18					
HS200814-T02-112-007	CHUM	116	12					
HS200814-T02-112-008	CHUM	131	19					
HS200814-T02-112-009	CHUM	144	28					
HS200814-T02-112-010	CHUM	121	13					
HS200814-T02-112-011	CHUM	133	21					
HS200814-T02-112-012	CHUM	137	22					
HS200814-T02-112-013	CHUM	145	28					
HS200814-T02-112-014	CHUM	143	25					
HS200814-T02-112-015	CHUM	148	30					
HS200814-T02-112-016	CHUM	125						
HS200814-T02-112-017	CHUM	140						
HS200814-T02-112-018	CHUM	132						
HS200814-T02-112-019	CHUM	116						
HS200814-T02-112-020	CHUM	143						

Table 3. Biological data collected for each salmon caught on the CFV VIKING STORM survey to the Gulf of Alaska, 18/06/2008 - 05/07/2008.

Fish Number	Species	Fork Length (mm)	Whole Body Weight (g wet)	Sex	Stomach Content Weight (g wet)	CWT age	CWT	Fin Clip
HS200814-T02-112-021	CHUM	123						
HS200814-T02-112-022	CHUM	132						
HS200814-T02-112-023	CHUM	143						
HS200814-T02-112-024	CHUM	117						
HS200814-T02-112-025	CHUM	144						
HS200814-T02-112-026	CHUM	118						
HS200814-T02-112-027	CHUM	135						
HS200814-T02-112-028	CHUM	117						
HS200814-T02-112-029	CHUM	115						
HS200814-T02-112-030	CHUM	138						
HS200814-T02-112-031	CHUM	118						
HS200814-T02-112-032	CHUM	149						
HS200814-T02-112-033	CHUM	138						
HS200814-T02-112-034	CHUM	138						
HS200814-T02-112-035	CHUM	123						
HS200814-T02-112-036	CHUM	118						
HS200814-T02-112-037	CHUM	115						
HS200814-T02-112-038	CHUM	150						
HS200814-T02-112-039	CHUM	162						
HS200814-T02-112-040	CHUM	122						
HS200814-T02-112-041	CHUM	135						
HS200814-T02-112-042	CHUM	132						
HS200814-T02-112-043	CHUM	143						
HS200814-T02-112-044	CHUM	112						
HS200814-T02-112-045	CHUM	137						
HS200814-T02-112-046	CHUM	129						
HS200814-T02-112-047	CHUM	161						
HS200814-T02-112-048	CHUM	115						
HS200814-T02-112-049	CHUM	134						
HS200814-T02-112-050	CHUM	134						
HS200814-T02-112-051	CHUM	112						
HS200814-T02-112-052	CHUM	144						
HS200814-T02-112-053	CHUM	143						
HS200814-T02-112-054	CHUM	120						
HS200814-T02-112-055	CHUM	146						
HS200814-T02-112-056	CHUM	124						
HS200814-T02-112-057	CHUM	125						
HS200814-T02-112-058	CHUM	120						
HS200814-T02-112-059	CHUM	144						

Table 3. Biological data collected for each salmon caught on the CFV VIKING STORM survey to the Gulf of Alaska, 18/06/2008 - 05/07/2008.

Fish Number	Species	Fork Length (mm)	Whole Body Weight (g wet)	Sex	Stomach Content Weight (g wet)	CWT age	CWT	Fin Clip
HS200814-T02-112-060	CHUM	139						
HS200814-T02-112-061	CHUM	144						
HS200814-T02-112-062	CHUM	117						
HS200814-T02-112-063	CHUM	137						
HS200814-T02-112-064	CHUM	115						
HS200814-T02-112-065	CHUM	115						
HS200814-T02-112-066	CHUM	142						
HS200814-T02-112-067	CHUM	116						
HS200814-T02-112-068	CHUM	134						
HS200814-T02-112-069	CHUM	123						
HS200814-T02-112-070	CHUM	133						
HS200814-T02-112-071	CHUM	153						
HS200814-T02-112-072	CHUM	138						
HS200814-T02-112-073	CHUM	113						
HS200814-T02-112-074	CHUM	121						
HS200814-T02-112-075	CHUM	122						
HS200814-T02-112-076	CHUM	108						
HS200814-T02-112-077	CHUM	121						
HS200814-T02-112-078	CHUM	124						
HS200814-T02-112-079	CHUM	126						
HS200814-T02-112-080	CHUM	131						
HS200814-T02-112-081	CHUM	128						
HS200814-T02-112-082	CHUM	147						
HS200814-T02-112-083	CHUM	124						
HS200814-T02-112-084	CHUM	144						
HS200814-T02-112-085	CHUM	123						
HS200814-T02-112-086	CHUM	141						
HS200814-T02-112-087	CHUM	148						
HS200814-T02-112-088	CHUM	122						
HS200814-T04-112-001	CHUM	126	18					
HS200814-T06-112-001	CHUM	126	16					
HS200814-T06-112-002	CHUM	118	15					
HS200814-T06-112-003	CHUM	152	33					
HS200814-T06-112-004	CHUM	118	14					
HS200814-T06-112-005	CHUM	127	19					
HS200814-T06-112-006	CHUM	127	19					
HS200814-T06-112-007	CHUM	134	21					
HS200814-T06-112-008	CHUM	131	21					
HS200814-T06-112-009	CHUM	130	18					

Table 3. Biological data collected for each salmon caught on the CFV VIKING STORM survey to the Gulf of Alaska, 18/06/2008 - 05/07/2008.

Fish Number	Species	Fork Length (mm)	Whole Body Weight (g wet)	Sex	Stomach Content Weight (g wet)	CWT age	CWT	Fin Clip
HS200814-T06-112-010	CHUM	121	16					
HS200814-T06-112-011	CHUM	134	21					
HS200814-T06-112-012	CHUM	156	36					
HS200814-T06-112-013	CHUM	159	37					
HS200814-T06-112-014	CHUM	122	16					
HS200814-T06-112-015	CHUM	122	19					
HS200814-T06-112-016	CHUM	125						
HS200814-T06-112-017	CHUM	150						
HS200814-T06-112-018	CHUM	123						
HS200814-T06-112-019	CHUM	127						
HS200814-T06-112-020	CHUM	127						
HS200814-T06-112-021	CHUM	155						
HS200814-T06-112-022	CHUM	131						
HS200814-T06-112-023	CHUM	126						
HS200814-T07-112-001	CHUM	162	40					
HS200814-T07-112-002	CHUM	171	48					
HS200814-T07-112-003	CHUM	160	38					
HS200814-T07-112-004	CHUM	149	30					
HS200814-T07-112-005	CHUM	157	35					
HS200814-T07-112-006	CHUM	149	32					
HS200814-T07-112-007	CHUM	718	6340	M				
HS200814-T08-112-001	CHUM	453	1050	F				
HS200814-T08-112-002	CHUM	402	720	M				
HS200814-T08-112-003	CHUM	587	2330	M				
HS200814-T08-112-004	CHUM	655	3370	M				
HS200814-VI01-112-001	CHUM	145	30					
HS200814-VI01-112-002	CHUM	96	8					
HS200814-VI01-112-003	CHUM	111	11					
HS200814-VI01-112-004	CHUM	92	5					
HS200814-VI01-112-005	CHUM	83	5					
HS200814-VI01-112-006	CHUM	106	11					
HS200814-VI01-112-007	CHUM	90	5					
HS200814-VI01-112-008	CHUM	79	5					
HS200814-VI01-112-009	CHUM	82	4					
HS200814-VI01-112-010	CHUM	87	6					
HS200814-VI01-112-011	CHUM	106	9					
HS200814-VI01-112-012	CHUM	92	7					
HS200814-VI01-112-013	CHUM	89	6					
HS200814-VI01-112-014	CHUM	85	5					



Table 3. Biological data collected for each salmon caught on the CFV VIKING STORM survey to the Gulf of Alaska, 18/06/2008 - 05/07/2008.

Fish Number	Species	Fork Length (mm)	Whole Body Weight (g wet)	Sex	Stomach Content Weight (g wet)	CWT age	CWT	Fin Clip
HS200814-VI01-112-015	CHUM	85	5					
HS200814-VI01-112-016	CHUM	84						
HS200814-VI01-112-017	CHUM	82						
HS200814-VI01-112-018	CHUM	88						
HS200814-VI01-112-019	CHUM	88						
HS200814-VI01-112-020	CHUM	81						
HS200814-VI01-112-021	CHUM	91						
HS200814-VI01-112-022	CHUM	82						
HS200814-VI01-112-023	CHUM	105						
HS200814-VI01-112-024	CHUM	86						
HS200814-VI01-112-025	CHUM	82						
HS200814-VI01-112-026	CHUM	135						
HS200814-VI01-112-027	CHUM	102						
HS200814-VI01-112-028	CHUM	92						
HS200814-VI01-112-029	CHUM	90						
HS200814-VI01-112-030	CHUM	74						
HS200814-VI01-112-031	CHUM	86						
HS200814-VI01-112-032	CHUM	81						
HS200814-VI01-112-033	CHUM	84						
HS200814-VI01-112-034	CHUM	87						
HS200814-VI01-112-035	CHUM	79						
HS200814-VI01-112-036	CHUM	90						
HS200814-VI01-112-037	CHUM	82						
HS200814-VI01-112-038	CHUM	86						
HS200814-VI01-112-039	CHUM	80						
HS200814-VI01-112-040	CHUM	83						
HS200814-VI01-112-041	CHUM	84						
HS200814-VI01-112-042	CHUM	94						
HS200814-VI01-112-043	CHUM	75						
HS200814-VI01-112-044	CHUM	78						
HS200814-VI01-112-045	CHUM	80						
HS200814-VI01-112-046	CHUM	81						
HS200814-VI01-112-047	CHUM	90						
HS200814-VI01-112-048	CHUM	82						
HS200814-VI01-112-049	CHUM	72						
HS200814-VI01-112-050	CHUM	90						
HS200814-VI01-112-051	CHUM	84						
HS200814-VI01-112-052	CHUM	82						
HS200814-VI01-112-053	CHUM	74						

Table 3. Biological data collected for each salmon caught on the CFV VIKING STORM survey to the Gulf of Alaska, 18/06/2008 - 05/07/2008.

Fish Number	Species	Fork Length (mm)	Whole Body Weight (g wet)	Sex	Stomach Content Weight (g wet)	CWT age	CWT	Fin Clip
HS200814-VI01-112-054	CHUM	84						
HS200814-VI01-112-055	CHUM	77						
HS200814-VI01-112-056	CHUM	83						
HS200814-VI01-112-057	CHUM	64						
HS200814-VI01-112-058	CHUM	94						
HS200814-VI01-112-059	CHUM	89						
HS200814-VI01-112-060	CHUM	80						
HS200814-VI01-112-061	CHUM	82						
HS200814-VI01-112-062	CHUM	77						
HS200814-VI01-112-063	CHUM	78						
HS200814-VI01-112-064	CHUM	82						
HS200814-VI01-112-065	CHUM	80						
HS200814-VI01-112-066	CHUM	72						
HS200814-VI01-112-067	CHUM	73						
HS200814-VI01-112-068	CHUM	90						
HS200814-VI01-112-069	CHUM	77						
HS200814-VI01-112-070	CHUM	82						
HS200814-VI01-112-071	CHUM	70						
HS200814-VI01-112-072	CHUM	82						
HS200814-VI01-112-073	CHUM	74						
HS200814-VI01-112-074	CHUM	90						
HS200814-VI01-112-075	CHUM	65						
HS200814-VI01-112-076	CHUM	75						
HS200814-VI01-112-077	CHUM	83						
HS200814-VI01-112-078	CHUM	82						
HS200814-VI01-112-079	CHUM	80						
HS200814-VI01-112-080	CHUM	100						
HS200814-VI01-112-081	CHUM	81						
HS200814-VI01-112-082	CHUM	73						
HS200814-VI01-112-083	CHUM	81						
HS200814-VI01-112-084	CHUM	80						
HS200814-VI01-112-085	CHUM	79						
HS200814-VI01-112-086	CHUM	75						
HS200814-VI01-112-087	CHUM	84						
HS200814-VI01-112-088	CHUM	85						
HS200814-VI01-112-089	CHUM	72						
HS200814-VI01-112-090	CHUM	65						
HS200814-VI01-112-091	CHUM	80						
HS200814-VI01-112-092	CHUM	68						

Table 3. Biological data collected for each salmon caught on the CFV VIKING STORM survey to the Gulf of Alaska, 18/06/2008 - 05/07/2008.

Fish Number	Species	Fork Length (mm)	Whole Body Weight (g wet)	Sex	Stomach Content Weight (g wet)	CWT age	CWT	Fin Clip
HS200814-VI01-112-093	CHUM	75						
HS200814-VI01-112-094	CHUM	74						
HS200814-VI01-112-095	CHUM	70						
HS200814-VI01-112-096	CHUM	90						
HS200814-VI01-112-097	CHUM	80						
HS200814-VI01-112-098	CHUM	78						
HS200814-VI01-112-099	CHUM	73						
HS200814-VI01-112-100	CHUM	74						
HS200814-VI01-112-101	CHUM	70						
HS200814-VI01-112-102	CHUM	72						
HS200814-VI01-112-103	CHUM	81						
HS200814-VI02-112-001	CHUM	118	14					
HS200814-VI02-112-002	CHUM	110	11					
HS200814-VI02-112-003	CHUM	96	7					
HS200814-VI02-112-004	CHUM	125	17					
HS200814-VI02-112-005	CHUM	92	7					
HS200814-VI02-112-006	CHUM	111	13					
HS200814-VI02-112-007	CHUM	99	8					
HS200814-VI02-112-008	CHUM	95	7					
HS200814-VI02-112-009	CHUM	101	9					
HS200814-VI02-112-010	CHUM	71	3					
HS200814-VI02-112-011	CHUM	112	11					
HS200814-VI02-112-012	CHUM	105	9					
HS200814-VI02-112-013	CHUM	84	5					
HS200814-VI02-112-014	CHUM	91	7					
HS200814-VI02-112-015	CHUM	107	11					
HS200814-VI02-112-016	CHUM	85						
HS200814-VI02-112-017	CHUM	122						
HS200814-VI02-112-018	CHUM	90						
HS200814-VI02-112-019	CHUM	124						
HS200814-VI02-112-020	CHUM	115						
HS200814-VI02-112-021	CHUM	100						
HS200814-VI02-112-022	CHUM	94						
HS200814-VI02-112-023	CHUM	97						
HS200814-VI02-112-024	CHUM	103						
HS200814-VI02-112-025	CHUM	108						
HS200814-VI02-112-026	CHUM	103						
HS200814-VI02-112-027	CHUM	102						
HS200814-VI02-112-028	CHUM	110						

Table 3. Biological data collected for each salmon caught on the CFV VIKING STORM survey to the Gulf of Alaska, 18/06/2008 - 05/07/2008.

Fish Number	Species	Fork Length (mm)	Whole Body Weight (g wet)	Sex	Stomach Content Weight (g wet)	CWT age	CWT	Fin Clip
HS200814-VI02-112-029	CHUM	84						
HS200814-VI02-112-030	CHUM	86						
HS200814-VI02-112-031	CHUM	87						
HS200814-VI02-112-032	CHUM	88						
HS200814-VI02-112-033	CHUM	101						
HS200814-VI02-112-034	CHUM	90						
HS200814-VI02-112-035	CHUM	114						
HS200814-VI02-112-036	CHUM	92						
HS200814-VI02-112-037	CHUM	122						
HS200814-VI02-112-038	CHUM	106						
HS200814-VI02-112-039	CHUM	95						
HS200814-VI02-112-040	CHUM	101						
HS200814-VI02-112-041	CHUM	96						
HS200814-VI02-112-042	CHUM	82						
HS200814-VI02-112-043	CHUM	79						
HS200814-VI02-112-044	CHUM	113						
HS200814-VI02-112-045	CHUM	108						
HS200814-VI02-112-046	CHUM	114						
HS200814-VI02-112-047	CHUM	84						
HS200814-VI02-112-048	CHUM	103						
HS200814-VI02-112-049	CHUM	96						
HS200814-VI02-112-050	CHUM	104						
HS200814-VI02-112-051	CHUM	93						
HS200814-VI02-112-052	CHUM	108						
HS200814-VI02-112-053	CHUM	88						
HS200814-VI02-112-054	CHUM	117						
HS200814-VI02-112-055	CHUM	89						
HS200814-VI02-112-056	CHUM	105						
HS200814-VI02-112-057	CHUM	127						
HS200814-VI02-112-058	CHUM	93						
HS200814-VI02-112-059	CHUM	100						
HS200814-VI02-112-060	CHUM	113						
HS200814-VI02-112-061	CHUM	115						
HS200814-VI02-112-062	CHUM	91						
HS200814-VI02-112-063	CHUM	96						
HS200814-VI02-112-064	CHUM	114						
HS200814-VI02-112-065	CHUM	114						
HS200814-VI02-112-066	CHUM	107						
HS200814-VI02-112-067	CHUM	95						

Table 3. Biological data collected for each salmon caught on the CFV VIKING STORM survey to the Gulf of Alaska, 18/06/2008 - 05/07/2008.

Fish Number	Species	Fork Length (mm)	Whole Body Weight (g wet)	Sex	Stomach Content Weight (g wet)	CWT age	CWT	Fin Clip
HS200814-VI02-112-068	CHUM	110						
HS200814-VI02-112-069	CHUM	83						
HS200814-VI02-112-070	CHUM	87						
HS200814-VI02-112-071	CHUM	102						
HS200814-VI02-112-072	CHUM	110						
HS200814-VI02-112-073	CHUM	90						
HS200814-VI02-112-074	CHUM	86						
HS200814-VI02-112-075	CHUM	95						
HS200814-VI02-112-076	CHUM	91						
HS200814-VI02-112-077	CHUM	93						
HS200814-VI02-112-078	CHUM	84						
HS200814-VI02-112-079	CHUM	92						
HS200814-VI02-112-080	CHUM	108						
HS200814-VI02-112-081	CHUM	91						
HS200814-VI02-112-082	CHUM	106						
HS200814-VI02-112-083	CHUM	102						
HS200814-VI02-112-084	CHUM	108						
HS200814-VI02-112-085	CHUM	93						
HS200814-VI02-112-086	CHUM	99						
HS200814-VI02-112-087	CHUM	105						
HS200814-VI02-112-088	CHUM	120						
HS200814-VI02-112-089	CHUM	110						
HS200814-VI02-112-090	CHUM	90						
HS200814-VI02-112-091	CHUM	111						
HS200814-VI02-112-092	CHUM	107						
HS200814-VI02-112-093	CHUM	88						
HS200814-VI02-112-094	CHUM	100						
HS200814-VI02-112-095	CHUM	99						
HS200814-VI02-112-096	CHUM	102						
HS200814-VI02-112-097	CHUM	123						
HS200814-VI02-112-098	CHUM	93						
HS200814-VI02-112-099	CHUM	73						
HS200814-VI02-112-100	CHUM	117						
HS200814-VI02-112-101	CHUM	102						
HS200814-VI02-112-102	CHUM	108						
HS200814-VI02-112-103	CHUM	114						
HS200814-VI02-112-104	CHUM	98						
HS200814-VI02-112-105	CHUM	87						
HS200814-VI02-112-106	CHUM	97						

Table 3. Biological data collected for each salmon caught on the CFV VIKING STORM survey to the Gulf of Alaska, 18/06/2008 - 05/07/2008.

Fish Number	Species	Fork Length (mm)	Whole Body Weight (g wet)	Sex	Stomach Content Weight (g wet)	CWT age	CWT	Fin Clip
HS200814-VI02-112-107	CHUM	86						
HS200814-VI02-112-108	CHUM	88						
HS200814-VI02-112-109	CHUM	113						
HS200814-VI02-112-110	CHUM	117						
HS200814-VI02-112-111	CHUM	89						
HS200814-VI02-112-112	CHUM	86						
HS200814-VI02-112-113	CHUM	83						
HS200814-VI02-112-114	CHUM	91						
HS200814-VI02-112-115	CHUM	83						
HS200814-VI02-112-116	CHUM	96						
HS200814-VI02-112-117	CHUM	116						
HS200814-VI02-112-118	CHUM	111						
HS200814-VI02-112-119	CHUM	124						
HS200814-VI02-112-120	CHUM	79						
HS200814-VI02-112-121	CHUM	106						
HS200814-VI02-112-122	CHUM	89						
HS200814-VI02-112-123	CHUM	117						
HS200814-VI02-112-124	CHUM	94						
HS200814-VI02-112-125	CHUM	118						
HS200814-VI02-112-126	CHUM	106						
HS200814-VI02-112-127	CHUM	108						
HS200814-VI02-112-128	CHUM	94						
HS200814-VI02-112-129	CHUM	83						
HS200814-VI02-112-130	CHUM	120						
HS200814-VI02-112-131	CHUM	103						
HS200814-VI02-112-132	CHUM	70						
HS200814-VI02-112-133	CHUM	112						
HS200814-VI02-112-134	CHUM	107						
HS200814-VI02-112-135	CHUM	94						
HS200814-VI02-112-136	CHUM	107						
HS200814-VI02-112-137	CHUM	94						
HS200814-VI02-112-138	CHUM	94						
HS200814-VI02-112-139	CHUM	93						
HS200814-VI02-112-140	CHUM	96						
HS200814-VI02-112-141	CHUM	112						
HS200814-VI02-112-142	CHUM	89						
HS200814-VI02-112-143	CHUM	81						
HS200814-VI02-112-144	CHUM	83						
HS200814-VI02-112-145	CHUM	108						

Table 3. Biological data collected for each salmon caught on the CFV VIKING STORM survey to the Gulf of Alaska, 18/06/2008 - 05/07/2008.

Fish Number	Species	Fork Length (mm)	Whole Body Weight (g wet)	Sex	Stomach Content Weight (g wet)	CWT age	CWT	Fin Clip
HS200814-VI02-112-146	CHUM	92						
HS200814-VI02-112-147	CHUM	86						
HS200814-VI02-112-148	CHUM	95						
HS200814-VI02-112-149	CHUM	97						
HS200814-VI02-112-150	CHUM	90						
HS200814-VI02-112-151	CHUM	97						
HS200814-VI02-112-152	CHUM	91						
HS200814-VI02-112-153	CHUM	89						
HS200814-VI02-112-154	CHUM	100						
HS200814-VI02-112-155	CHUM	107						
HS200814-VI02-112-156	CHUM	80						
HS200814-VI02-112-157	CHUM	96						
HS200814-VI02-112-158	CHUM	85						
HS200814-VI02-112-159	CHUM	99						
HS200814-VI02-112-160	CHUM	80						
HS200814-VI02-112-161	CHUM	95						
HS200814-VI02-112-162	CHUM	88						
HS200814-VI02-112-163	CHUM	92						
HS200814-VI02-112-164	CHUM	102						
HS200814-VI02-112-165	CHUM	108						
HS200814-VI02-112-166	CHUM	103						
HS200814-VI02-112-167	CHUM	88						
HS200814-VI02-112-168	CHUM	89						
HS200814-VI02-112-169	CHUM	87						
HS200814-VI02-112-170	CHUM	96						
HS200814-VI02-112-171	CHUM	87						
HS200814-VI02-112-172	CHUM	81						
HS200814-VI02-112-173	CHUM	89						
HS200814-VI02-112-174	CHUM	114						
HS200814-VI02-112-175	CHUM	102						
HS200814-VI02-112-176	CHUM	92						
HS200814-VI02-112-177	CHUM	107						
HS200814-VI02-112-178	CHUM	101						
HS200814-VI02-112-179	CHUM	118						
HS200814-VI02-112-180	CHUM	83						
HS200814-VI02-112-181	CHUM	92						
HS200814-VI02-112-182	CHUM	87						
HS200814-VI02-112-183	CHUM	93						
HS200814-VI02-112-184	CHUM	103						

Table 3. Biological data collected for each salmon caught on the CFV VIKING STORM survey to the Gulf of Alaska, 18/06/2008 - 05/07/2008.

Fish Number	Species	Fork Length (mm)	Whole Body Weight (g wet)	Sex	Stomach Content Weight (g wet)	CWT age	CWT	Fin Clip
HS200814-VI02-112-185	CHUM	83						
HS200814-VI02-112-186	CHUM	106						
HS200814-VI02-112-187	CHUM	90						
HS200814-VI02-112-188	CHUM	91						
HS200814-VI02-112-189	CHUM	116						
HS200814-VI02-112-190	CHUM	105						
HS200814-VI02-112-191	CHUM	110						
HS200814-VI02-112-192	CHUM	118						
HS200814-VI02-112-193	CHUM	79						
HS200814-VI02-112-194	CHUM	94						
HS200814-VI02-112-195	CHUM	124						
HS200814-VI02-112-196	CHUM	108						
HS200814-VI02-112-197	CHUM	85						
HS200814-VI02-112-198	CHUM	106						
HS200814-VI02-112-199	CHUM	117						
HS200814-VI02-112-200	CHUM	89						
HS200814-VI02-112-201	CHUM	118						
HS200814-VI02-112-202	CHUM	87						
HS200814-VI02-112-203	CHUM	112						
HS200814-VI02-112-204	CHUM	102						
HS200814-VI02-112-205	CHUM	96						
HS200814-VI02-112-206	CHUM	102						
HS200814-VI02-112-207	CHUM	84						
HS200814-VI02-112-208	CHUM	104						
HS200814-VI02-112-209	CHUM	89						
HS200814-VI02-112-210	CHUM	95						
HS200814-VI02-112-211	CHUM	93						
HS200814-VI02-112-212	CHUM	93						
HS200814-VI02-112-213	CHUM	87						
HS200814-VI02-112-214	CHUM	88						
HS200814-VI02-112-215	CHUM	92						
HS200814-VI02-112-216	CHUM	106						
HS200814-VI02-112-217	CHUM	691	4200	F				
HS200814-VI02-112-218	CHUM	669	3790	F				
HS200814-VI02-112-219	CHUM	618	3020	F				
HS200814-VI03-112-001	CHUM	127	20					
HS200814-VI03-112-002	CHUM	134	22					
HS200814-VI03-112-003	CHUM	132	22					
HS200814-VI03-112-004	CHUM	112	12					



Table 3. Biological data collected for each salmon caught on the CFV VIKING STORM survey to the Gulf of Alaska, 18/06/2008 - 05/07/2008.

Fish Number	Species	Fork Length (mm)	Whole Body Weight (g wet)	Sex	Stomach Content Weight (g wet)	CWT age	CWT	Fin Clip
HS200814-VI03-112-005	CHUM	118	16					
HS200814-VI03-112-006	CHUM	120	16					
HS200814-VI03-112-007	CHUM	123	18					
HS200814-VI03-112-008	CHUM	135	25					
HS200814-VI03-112-009	CHUM	117	15					
HS200814-VI03-112-010	CHUM	111	12					
HS200814-VI03-112-011	CHUM	119	15					
HS200814-VI03-112-012	CHUM	120	15					
HS200814-VI03-112-013	CHUM	125	20					
HS200814-VI03-112-014	CHUM	113	13					
HS200814-VI03-112-015	CHUM	115	15					
HS200814-VI03-112-016	CHUM	106						
HS200814-VI03-112-017	CHUM	120						
HS200814-VI03-112-018	CHUM	118						
HS200814-VI03-112-019	CHUM	115						
HS200814-VI03-112-020	CHUM	121						
HS200814-VI03-112-021	CHUM	124						
HS200814-VI03-112-022	CHUM	126						
HS200814-VI03-112-023	CHUM	117						
HS200814-VI03-112-024	CHUM	118						
HS200814-VI03-112-025	CHUM	115						
HS200814-VI03-112-026	CHUM	112						
HS200814-VI03-112-027	CHUM	129						
HS200814-VI03-112-028	CHUM	104						
HS200814-VI03-112-029	CHUM	112						
HS200814-VI03-112-030	CHUM	114						
HS200814-VI03-112-031	CHUM	115						
HS200814-VI03-112-032	CHUM	128						
HS200814-VI03-112-033	CHUM	125						
HS200814-VI03-112-034	CHUM	117						
HS200814-VI03-112-035	CHUM	121						
HS200814-VI03-112-036	CHUM	134						
HS200814-VI03-112-037	CHUM	113						
HS200814-VI03-112-038	CHUM	111						
HS200814-VI03-112-039	CHUM	139						
HS200814-VI03-112-040	CHUM	118						
HS200814-VI03-112-041	CHUM	120						
HS200814-VI03-112-042	CHUM	115						
HS200814-VI03-112-043	CHUM	124						

Table 3. Biological data collected for each salmon caught on the CFV VIKING STORM survey to the Gulf of Alaska, 18/06/2008 - 05/07/2008.

Fish Number	Species	Fork Length (mm)	Whole Body Weight (g wet)	Sex	Stomach Content Weight (g wet)	CWT age	CWT	Fin Clip
HS200814-VI03-112-044	CHUM	114						
HS200814-VI03-112-045	CHUM	132						
HS200814-VI03-112-046	CHUM	121						
HS200814-VI03-112-047	CHUM	116						
HS200814-VI03-112-048	CHUM	130						
HS200814-VI03-112-049	CHUM	115						
HS200814-VI03-112-050	CHUM	123						
HS200814-VI03-112-051	CHUM	111						
HS200814-VI03-112-052	CHUM	116						
HS200814-VI03-112-053	CHUM	95						
HS200814-VI03-112-054	CHUM	123						
HS200814-VI03-112-055	CHUM	128						
HS200814-VI03-112-056	CHUM	113						
HS200814-VI03-112-057	CHUM	110						
HS200814-VI03-112-058	CHUM	127						
HS200814-VI03-112-059	CHUM	126						
HS200814-VI03-112-060	CHUM	117						
HS200814-VI03-112-061	CHUM	122						
HS200814-VI03-112-062	CHUM	120						
HS200814-VI03-112-063	CHUM	117						
HS200814-VI03-112-064	CHUM	132						
HS200814-VI03-112-065	CHUM	119						
HS200814-VI04-112-001	CHUM	129	19					
HS200814-VI04-112-002	CHUM	110	12					
HS200814-VI04-112-003	CHUM	145	27					
HS200814-VI04-112-004	CHUM	115	13					
HS200814-VI04-112-005	CHUM	119	15					
HS200814-VI04-112-006	CHUM	129	21					
HS200814-VI04-112-007	CHUM	112	13					
HS200814-VI04-112-008	CHUM	128	18					
HS200814-VI04-112-009	CHUM	124	17					
HS200814-VI04-112-010	CHUM	123	17					
HS200814-VI04-112-011	CHUM	121	16					
HS200814-VI04-112-012	CHUM	118	14					
HS200814-VI04-112-013	CHUM	125	18					
HS200814-VI04-112-014	CHUM	122	15					
HS200814-VI04-112-015	CHUM	116	14					
HS200814-VI04-112-016	CHUM	118						
HS200814-VI04-112-017	CHUM	120						

Table 3. Biological data collected for each salmon caught on the CFV VIKING STORM survey to the Gulf of Alaska, 18/06/2008 - 05/07/2008.

Fish Number	Species	Fork Length (mm)	Whole Body Weight (g wet)	Sex	Stomach Content Weight (g wet)	CWT age	CWT	Fin Clip
HS200814-VI04-112-018	CHUM	120						
HS200814-VI04-112-019	CHUM	115						
HS200814-VI04-112-020	CHUM	129						
HS200814-VI04-112-021	CHUM	136						
HS200814-VI04-112-022	CHUM	134						
HS200814-VI04-112-023	CHUM	124						
HS200814-VI04-112-024	CHUM	115						
HS200814-VI04-112-025	CHUM	116						
HS200814-VI04-112-026	CHUM	117						
HS200814-VI04-112-027	CHUM	127						
HS200814-VI04-112-028	CHUM	129						
HS200814-VI04-112-029	CHUM	110						
HS200814-VI04-112-030	CHUM	125						
HS200814-VI04-112-031	CHUM	125						
HS200814-VI04-112-032	CHUM	112						
HS200814-VI04-112-033	CHUM	110						
HS200814-VI04-112-034	CHUM	115						
HS200814-VI04-112-035	CHUM	118						
HS200814-VI04-112-036	CHUM	117						
HS200814-VI04-112-037	CHUM	130						
HS200814-VI04-112-038	CHUM	122						
HS200814-VI04-112-039	CHUM	133						
HS200814-VI04-112-040	CHUM	116						
HS200814-VI05-112-001	CHUM	124	18					
HS200814-VI05-112-002	CHUM	134	22					
HS200814-VI05-112-003	CHUM	127	20					
HS200814-VI05-112-004	CHUM	122	18					
HS200814-VI05-112-005	CHUM	116	15					
HS200814-VI05-112-006	CHUM	125	19					
HS200814-VI05-112-007	CHUM	126	17					
HS200814-VI05-112-008	CHUM	125	17					
HS200814-VI05-112-009	CHUM	122	18					
HS200814-VI05-112-010	CHUM	127	19					
HS200814-VI05-112-011	CHUM	116	15					
HS200814-VI05-112-012	CHUM	118	16					
HS200814-VI05-112-013	CHUM	121	16					
HS200814-VI05-112-014	CHUM	120	15					
HS200814-VI05-112-015	CHUM	121	15					
HS200814-VI05-112-016	CHUM	119						

Table 3. Biological data collected for each salmon caught on the CFV VIKING STORM survey to the Gulf of Alaska, 18/06/2008 - 05/07/2008.

Fish Number	Species	Fork Length (mm)	Whole Body Weight (g wet)	Sex	Stomach Content Weight (g wet)	CWT age	CWT	Fin Clip
HS200814-VI06-112-001	CHUM	123	26					
HS200814-VI06-112-002	CHUM	135	22					
HS200814-VI06-112-003	CHUM	127	19					
HS200814-VI07-112-001	CHUM	128	20					
HS200814-VI07-112-002	CHUM	126	20					
HS200814-VI07-112-003	CHUM	125	20					
HS200814-VI07-112-004	CHUM	127	21					
HS200814-VI07-112-005	CHUM	114	14					
HS200814-VI07-112-006	CHUM	113	14					
HS200814-VI10-112-001	CHUM	140	25					
HS200814-VI10-112-002	CHUM	129	21					
HS200814-VI10-112-003	CHUM	144	31					
HS200814-VI10-112-004	CHUM	131	22					
HS200814-VI10-112-005	CHUM	125	19					
HS200814-VI10-112-006	CHUM	139	26					
HS200814-VI10-112-007	CHUM	618	2940	F				
HS200814-VI11-112-001	CHUM	146	30					
HS200814-VI11-112-002	CHUM	145	27					
HS200814-VI11-112-003	CHUM	153	38					
HS200814-VI11-112-004	CHUM	158	39					
HS200814-VI11-112-005	CHUM	146	31					
HS200814-VI11-112-006	CHUM	137	25					
HS200814-VI11-112-007	CHUM	137	24					
HS200814-VI11-112-008	CHUM	149	33					
HS200814-VI11-112-009	CHUM	159	39					
HS200814-VI11-112-010	CHUM	173	54					
HS200814-VI11-112-011	CHUM	141	27					
HS200814-VI11-112-012	CHUM	147	30					
HS200814-VI11-112-013	CHUM	135	23					
HS200814-VI11-112-014	CHUM	135	24					
HS200814-VI11-112-015	CHUM	145	30					
HS200814-VI11-112-016	CHUM	142						
HS200814-VI11-112-017	CHUM	141						
HS200814-VI11-112-018	CHUM	157						
HS200814-VI11-112-019	CHUM	134						
HS200814-VI11-112-020	CHUM	137						
HS200814-VI11-112-021	CHUM	130						
HS200814-VI11-112-022	CHUM	144						
HS200814-VI11-112-023	CHUM	145						

Table 3. Biological data collected for each salmon caught on the CFV VIKING STORM survey to the Gulf of Alaska, 18/06/2008 - 05/07/2008.

Fish Number	Species	Fork Length (mm)	Whole Body Weight (g wet)	Sex	Stomach Content Weight (g wet)	CWT age	CWT	Fin Clip
HS200814-VI11-112-024	CHUM	129						
HS200814-VI11-112-025	CHUM	134						
HS200814-VI11-112-026	CHUM	168						
HS200814-VI11-112-027	CHUM	129						
HS200814-VI11-112-028	CHUM	134						
HS200814-VI11-112-029	CHUM	146						
HS200814-VI11-112-030	CHUM	134						
HS200814-VI11-112-031	CHUM	132						
HS200814-VI11-112-032	CHUM	137						
HS200814-VI11-112-033	CHUM	146						
HS200814-VI11-112-034	CHUM	131						
HS200814-VI11-112-035	CHUM	119						
HS200814-VI11-112-036	CHUM	134						
HS200814-VI11-112-037	CHUM	125						
HS200814-VI11-112-038	CHUM	143						
HS200814-VI11-112-039	CHUM	137						
HS200814-VI11-112-040	CHUM	166						
HS200814-VI11-112-041	CHUM	125						
HS200814-VI11-112-042	CHUM	143						
HS200814-VI11-112-043	CHUM	135						
HS200814-VI11-112-044	CHUM	121						
HS200814-VI11-112-045	CHUM	128						
HS200814-VI11-112-046	CHUM	134						
HS200814-VI11-112-047	CHUM	121						
HS200814-VI11-112-048	CHUM	147						
HS200814-VI11-112-049	CHUM	126						
HS200814-VI11-112-050	CHUM	127						
HS200814-VI11-112-051	CHUM	145						
HS200814-VI11-112-052	CHUM	149						
HS200814-VI11-112-053	CHUM	166						
HS200814-VI11-112-054	CHUM	144						
HS200814-VI11-112-055	CHUM	132						
HS200814-VI11-112-056	CHUM	160						
HS200814-VI11-112-057	CHUM	140						
HS200814-VI11-112-058	CHUM	153						
HS200814-VI11-112-059	CHUM	124						
HS200814-VI11-112-060	CHUM	134						
HS200814-VI11-112-061	CHUM	140						
HS200814-VI11-112-062	CHUM	129						

Table 3. Biological data collected for each salmon caught on the CFV VIKING STORM survey to the Gulf of Alaska, 18/06/2008 - 05/07/2008.

Fish Number	Species	Fork Length (mm)	Whole Body Weight (g wet)	Sex	Stomach Content Weight (g wet)	CWT age	CWT	Fin Clip
HS200814-VI11-112-063	CHUM	137						
HS200814-VI11-112-064	CHUM	152						
HS200814-VI11-112-065	CHUM	130						
HS200814-VI11-112-066	CHUM	133						
HS200814-VI11-112-067	CHUM	130						
HS200814-VI11-112-068	CHUM	140						
HS200814-VI11-112-069	CHUM	125						
HS200814-VI11-112-070	CHUM	160						
HS200814-VI11-112-071	CHUM	132						
HS200814-VI11-112-072	CHUM	141						
HS200814-VI11-112-073	CHUM	130						
HS200814-VI11-112-074	CHUM	145						
HS200814-VI11-112-075	CHUM	126						
HS200814-VI11-112-076	CHUM	144						
HS200814-VI11-112-077	CHUM	132						
HS200814-VI11-112-078	CHUM	138						
HS200814-VI11-112-079	CHUM	161						
HS200814-VI11-112-080	CHUM	130						
HS200814-VI11-112-081	CHUM	135						
HS200814-VI11-112-082	CHUM	130						
HS200814-VI11-112-083	CHUM	132						
HS200814-VI11-112-084	CHUM	134						
HS200814-VI11-112-085	CHUM	137						
HS200814-VI11-112-086	CHUM	150						
HS200814-VI11-112-087	CHUM	117						
HS200814-VI11-112-088	CHUM	133						
HS200814-VI11-112-089	CHUM	128						
HS200814-VI11-112-090	CHUM	147						
HS200814-VI11-112-091	CHUM	128						
HS200814-VI11-112-092	CHUM	140						
HS200814-VI11-112-093	CHUM	127						
HS200814-VI12-112-001	CHUM	141	26					
HS200814-VI12-112-002	CHUM	144	28					
HS200814-VI12-112-003	CHUM	137	22					
HS200814-VI12-112-004	CHUM	150	32					
HS200814-VI12-112-005	CHUM	140	25					
HS200814-VI12-112-006	CHUM	137	26					
HS200814-VI12-112-007	CHUM	128	19					
HS200814-VI12-112-008	CHUM	143	26					

Table 3. Biological data collected for each salmon caught on the CFV VIKING STORM survey to the Gulf of Alaska, 18/06/2008 - 05/07/2008.

Fish Number	Species	Fork Length (mm)	Whole Body Weight (g wet)	Sex	Stomach Content Weight (g wet)	CWT age	CWT	Fin Clip
HS200814-VI12-112-009	CHUM	137	24					
HS200814-VI12-112-010	CHUM	156	34					
HS200814-VI12-112-011	CHUM	151	30					
HS200814-VI12-112-012	CHUM	127	18					
HS200814-VI12-112-013	CHUM	145	27					
HS200814-VI12-112-014	CHUM	140	25					
HS200814-VI12-112-015	CHUM	142	26					
HS200814-VI12-112-016	CHUM	157						
HS200814-VI12-112-017	CHUM	129						
HS200814-VI12-112-018	CHUM	144						
HS200814-VI12-112-019	CHUM	147						
HS200814-VI12-112-020	CHUM	148						
HS200814-VI12-112-021	CHUM	130						
HS200814-VI12-112-022	CHUM	143						
HS200814-VI12-112-023	CHUM	138						
HS200814-VI12-112-024	CHUM	159						
HS200814-VI12-112-025	CHUM	135						
HS200814-VI12-112-026	CHUM	144						
HS200814-VI12-112-027	CHUM	157						
HS200814-VI12-112-028	CHUM	138						
HS200814-VI12-112-029	CHUM	155						
HS200814-VI12-112-030	CHUM	144						
HS200814-VI12-112-031	CHUM	137						
HS200814-VI12-112-032	CHUM	137						
HS200814-VI12-112-033	CHUM	143						
HS200814-VI12-112-034	CHUM	130						
HS200814-VI12-112-035	CHUM	148						
HS200814-VI12-112-036	CHUM	132						
HS200814-VI12-112-037	CHUM	148						
HS200814-VI12-112-038	CHUM	140						
HS200814-VI12-112-039	CHUM	148						
HS200814-VI12-112-040	CHUM	144						
HS200814-VI12-112-041	CHUM	138						
HS200814-VI12-112-042	CHUM	147						
HS200814-VI12-112-043	CHUM	164						
HS200814-VI12-112-044	CHUM	135						
HS200814-VI12-112-045	CHUM	140						
HS200814-VI12-112-046	CHUM	148						
HS200814-VI12-112-047	CHUM	137						

Table 3. Biological data collected for each salmon caught on the CFV VIKING STORM survey to the Gulf of Alaska, 18/06/2008 - 05/07/2008.

Fish Number	Species	Fork Length (mm)	Whole Body Weight (g wet)	Sex	Stomach Content Weight (g wet)	CWT age	CWT	Fin Clip
HS200814-VI12-112-048	CHUM	151						
HS200814-VI12-112-049	CHUM	135						
HS200814-VI12-112-050	CHUM	719	4930	M				
HS200814-VI13-112-001	CHUM	151	30					
HS200814-VI13-112-002	CHUM	158	41					
HS200814-VI13-112-003	CHUM	153	38					
HS200814-VI13-112-004	CHUM	178	59					
HS200814-VI13-112-005	CHUM	145	32					
HS200814-VI13-112-006	CHUM	155	38					
HS200814-VI13-112-007	CHUM	169	51					
HS200814-VI13-112-008	CHUM	157	35					
HS200814-VI13-112-009	CHUM	146	30					
HS200814-VI13-112-010	CHUM	160	40					
HS200814-VI13-112-011	CHUM	145	30					
HS200814-VI13-112-012	CHUM	157	37					
HS200814-VI13-112-013	CHUM	156	35					
HS200814-VI13-112-014	CHUM	155	38					
HS200814-VI13-112-015	CHUM	174	50					
HS200814-VI13-112-016	CHUM	142						
HS200814-VI13-112-017	CHUM	157						
HS200814-VI13-112-018	CHUM	147						
HS200814-VI13-112-019	CHUM	124						
HS200814-VI13-112-020	CHUM	142						
HS200814-VI13-112-021	CHUM	168						
HS200814-VI13-112-022	CHUM	148						
HS200814-VI13-112-023	CHUM	157						
HS200814-VI13-112-024	CHUM	142						
HS200814-VI13-112-025	CHUM	160						
HS200814-VI13-112-026	CHUM	156						
HS200814-VI13-112-027	CHUM	140						
HS200814-VI13-112-028	CHUM	146						
HS200814-VI15-112-001	CHUM	675	3680	F				
HS200814-VI17-112-001	CHUM	154	38					
HS200814-VI17-112-002	CHUM	152	33					
HS200814-VI17-112-003	CHUM	145	29					
HS200814-VI17-112-004	CHUM	151	31					
HS200814-VI17-112-005	CHUM	151	30					
HS200814-VI17-112-006	CHUM	152	33					
HS200814-VI17-112-007	CHUM	147	33					



Table 3. Biological data collected for each salmon caught on the CFV VIKING STORM survey to the Gulf of Alaska, 18/06/2008 - 05/07/2008.

Fish Number	Species	Fork Length (mm)	Whole Body Weight (g wet)	Sex	Stomach Content Weight (g wet)	CWT age	CWT	Fin Clip
HS200814-VI17-112-008	CHUM	143	26					
HS200814-VI17-112-009	CHUM	136	24					
HS200814-VI17-112-010	CHUM	160	38					
HS200814-VI17-112-011	CHUM	152	32					
HS200814-VI17-112-012	CHUM	154	34					
HS200814-VI17-112-013	CHUM	156	36					
HS200814-VI17-112-014	CHUM	160	42					
HS200814-VI17-112-015	CHUM	158	37					
HS200814-VI17-112-016	CHUM	635	3240	M				
HS200814-VI17-112-017	CHUM	695	4750	F				
HS200814-VI18-112-001	CHUM	173	50					
HS200814-VI18-112-002	CHUM	148	32					
HS200814-VI18-112-003	CHUM	147	31					
HS200814-VI18-112-004	CHUM	170	47					
HS200814-VI18-112-005	CHUM	130	19					
HS200814-VI18-112-006	CHUM	142	25					
HS200814-VI18-112-007	CHUM	132	22					
HS200814-VI18-112-008	CHUM	127	19					
HS200814-VI18-112-009	CHUM	126	19					
HS200814-VI18-112-010	CHUM	125	19					
HS200814-VI18-112-011	CHUM	147	33					
HS200814-VI18-112-012	CHUM	142	27					
HS200814-VI18-112-013	CHUM	125	19					
HS200814-VI18-112-014	CHUM	128	20					
HS200814-VI18-112-015	CHUM	132	23					
HS200814-VI18-112-016	CHUM	125						
HS200814-VI18-112-017	CHUM	144						
HS200814-VI18-112-018	CHUM	127						
HS200814-VI18-112-019	CHUM	164						
HS200814-VI18-112-020	CHUM	147						
HS200814-VI18-112-021	CHUM	130						
HS200814-VI18-112-022	CHUM	138						
HS200814-VI18-112-023	CHUM	130						
HS200814-VI18-112-024	CHUM	147						
HS200814-VI18-112-025	CHUM	114						
HS200814-VI18-112-026	CHUM	131						
HS200814-VI18-112-027	CHUM	132						
HS200814-VI18-112-028	CHUM	134						
HS200814-VI18-112-029	CHUM	123						

Table 3. Biological data collected for each salmon caught on the CFV VIKING STORM survey to the Gulf of Alaska, 18/06/2008 - 05/07/2008.

Fish Number	Species	Fork Length (mm)	Whole Body Weight (g wet)	Sex	Stomach Content Weight (g wet)	CWT age	CWT	Fin Clip
HS200814-VI18-112-030	CHUM	129						
HS200814-VI18-112-031	CHUM	678	3650	M				
HS200814-VI18-112-032	CHUM	662	3940	F				
HS200814-VI18-112-033	CHUM	642	3720	F				
HS200814-VI19-112-001	CHUM	144	30					
HS200814-VI19-112-002	CHUM	139	27					
HS200814-VI19-112-003	CHUM	133	21					
HS200814-VI19-112-004	CHUM	140	27					
HS200814-VI19-112-005	CHUM	145	29					
HS200814-VI19-112-006	CHUM	140	25					
HS200814-VI19-112-007	CHUM	134	22					
HS200814-VI19-112-008	CHUM	162	42					
HS200814-VI19-112-009	CHUM	150	30					
HS200814-VI19-112-010	CHUM	150	31					
HS200814-VI19-112-011	CHUM	133	22					
HS200814-VI19-112-012	CHUM	148	33					
HS200814-VI19-112-013	CHUM	145	32					
HS200814-VI19-112-014	CHUM	142	27					
HS200814-VI19-112-015	CHUM	152	34					
HS200814-VI19-112-016	CHUM	158						
HS200814-VI19-112-017	CHUM	162						
HS200814-VI19-112-018	CHUM	137						
HS200814-VI19-112-019	CHUM	137						
HS200814-VI19-112-020	CHUM	169						
HS200814-VI19-112-021	CHUM	154						
HS200814-VI19-112-022	CHUM	156						
HS200814-VI19-112-023	CHUM	147						
HS200814-VI19-112-024	CHUM	154						
HS200814-VI19-112-025	CHUM	150						
HS200814-VI19-112-026	CHUM	137						
HS200814-VI19-112-027	CHUM	152						
HS200814-VI19-112-028	CHUM	165						
HS200814-VI19-112-029	CHUM	138						
HS200814-VI19-112-030	CHUM	149						
HS200814-VI19-112-031	CHUM	134						
HS200814-VI19-112-032	CHUM	156						
HS200814-VI19-112-033	CHUM	136						
HS200814-VI19-112-034	CHUM	123						
HS200814-VI19-112-035	CHUM	156						

Table 3. Biological data collected for each salmon caught on the CFV VIKING STORM survey to the Gulf of Alaska, 18/06/2008 - 05/07/2008.

Fish Number	Species	Fork Length (mm)	Whole Body Weight (g wet)	Sex	Stomach Content Weight (g wet)	CWT age	CWT	Fin Clip
HS200814-VI19-112-036	CHUM	135						
HS200814-VI19-112-037	CHUM	167						
HS200814-VI19-112-038	CHUM	178						
HS200814-VI19-112-039	CHUM	131						
HS200814-VI19-112-040	CHUM	142						
HS200814-VI19-112-041	CHUM	163						
HS200814-VI19-112-042	CHUM	134						
HS200814-VI19-112-043	CHUM	136						
HS200814-VI19-112-044	CHUM	136						
HS200814-VI19-112-045	CHUM	158						
HS200814-VI19-112-046	CHUM	138						
HS200814-VI19-112-047	CHUM	152						
HS200814-VI19-112-048	CHUM	141						
HS200814-VI19-112-049	CHUM	157						
HS200814-VI19-112-050	CHUM	132						
HS200814-VI19-112-051	CHUM	137						
HS200814-VI19-112-052	CHUM	137						
HS200814-VI19-112-053	CHUM	148						
HS200814-VI19-112-054	CHUM	134						
HS200814-VI19-112-055	CHUM	152						
HS200814-VI19-112-056	CHUM	152						
HS200814-VI19-112-057	CHUM	134						
HS200814-VI19-112-058	CHUM	143						
HS200814-VI19-112-059	CHUM	131						
HS200814-VI19-112-060	CHUM	141						
HS200814-VI19-112-061	CHUM	159						
HS200814-VI19-112-062	CHUM	155						
HS200814-VI19-112-063	CHUM	148						
HS200814-VI19-112-064	CHUM	132						
HS200814-VI19-112-065	CHUM	157						
HS200814-VI19-112-066	CHUM	171						
HS200814-VI19-112-067	CHUM	167						
HS200814-VI19-112-068	CHUM	136						
HS200814-VI19-112-069	CHUM	162						
HS200814-VI19-112-070	CHUM	143						
HS200814-VI19-112-071	CHUM	124						
HS200814-VI19-112-072	CHUM	136						
HS200814-VI19-112-073	CHUM	134						
HS200814-VI19-112-074	CHUM	128						

Table 3. Biological data collected for each salmon caught on the CFV VIKING STORM survey to the Gulf of Alaska, 18/06/2008 - 05/07/2008.

Fish Number	Species	Fork Length (mm)	Whole Body Weight (g wet)	Sex	Stomach Content Weight (g wet)	CWT age	CWT	Fin Clip
HS200814-VI19-112-075	CHUM	132						
HS200814-VI19-112-076	CHUM	172						
HS200814-VI19-112-077	CHUM	135						
HS200814-VI19-112-078	CHUM	134						
HS200814-VI19-112-079	CHUM	142						
HS200814-VI19-112-080	CHUM	137						
HS200814-VI19-112-081	CHUM	134						
HS200814-VI19-112-082	CHUM	136						
HS200814-VI19-112-083	CHUM	153						
HS200814-VI19-112-084	CHUM	141						
HS200814-VI19-112-085	CHUM	161						
HS200814-VI19-112-086	CHUM	155						
HS200814-VI19-112-087	CHUM	123						
HS200814-VI19-112-088	CHUM	131						
HS200814-VI19-112-089	CHUM	134						
HS200814-VI19-112-090	CHUM	135						
HS200814-VI19-112-091	CHUM	146						
HS200814-VI19-112-092	CHUM	135						
HS200814-VI19-112-093	CHUM	155						
HS200814-VI19-112-094	CHUM	148						
HS200814-VI19-112-095	CHUM	131						
HS200814-VI19-112-096	CHUM	166						
HS200814-VI19-112-097	CHUM	150						
HS200814-VI19-112-098	CHUM	131						
HS200814-VI19-112-099	CHUM	155						
HS200814-VI19-112-100	CHUM	163						
HS200814-VI19-112-101	CHUM	148						
HS200814-VI19-112-102	CHUM	124						
HS200814-VI19-112-103	CHUM	138						
HS200814-VI19-112-104	CHUM	136						
HS200814-VI19-112-105	CHUM	138						
HS200814-VI19-112-106	CHUM	149						
HS200814-VI19-112-107	CHUM	134						
HS200814-VI19-112-108	CHUM	138						
HS200814-VI19-112-109	CHUM	154						
HS200814-VI19-112-110	CHUM	142						
HS200814-VI19-112-111	CHUM	158						
HS200814-VI19-112-112	CHUM	134						
HS200814-VI19-112-113	CHUM	156						

Table 3. Biological data collected for each salmon caught on the CFV VIKING STORM survey to the Gulf of Alaska, 18/06/2008 - 05/07/2008.

Fish Number	Species	Fork Length (mm)	Whole Body Weight (g wet)	Sex	Stomach Content Weight (g wet)	CWT age	CWT	Fin Clip
HS200814-VI19-112-114	CHUM	147						
HS200814-VI19-112-115	CHUM	146						
HS200814-VI19-112-116	CHUM	126						
HS200814-VI19-112-117	CHUM	134						
HS200814-VI19-112-118	CHUM	144						
HS200814-VI19-112-119	CHUM	133						
HS200814-VI19-112-120	CHUM	154						
HS200814-VI19-112-121	CHUM	132						
HS200814-VI19-112-122	CHUM	135						
HS200814-VI19-112-123	CHUM	137						
HS200814-VI20-112-001	CHUM	170	45					
HS200814-VI20-112-002	CHUM	168	46					
HS200814-VI20-112-003	CHUM	145	30					
HS200814-VI20-112-004	CHUM	160	37					
HS200814-VI20-112-005	CHUM	141	29					
HS200814-VI20-112-006	CHUM	166	44					
HS200814-VI20-112-007	CHUM	148	29					
HS200814-VI20-112-008	CHUM	132	21					
HS200814-VI20-112-009	CHUM	140	24					
HS200814-VI20-112-010	CHUM	163	40					
HS200814-VI20-112-011	CHUM	158	37					
HS200814-VI20-112-012	CHUM	152	35					
HS200814-VI20-112-013	CHUM	135	21					
HS200814-VI20-112-014	CHUM	639	3400	M				
HS200814-VI21-112-001	CHUM	175	57					
HS200814-VI21-112-002	CHUM	153	35					
HS200814-VI21-112-003	CHUM	630	3530	M				
HS200814-VI21-112-004	CHUM	589	2650	M				
HS200814-VI21-112-005	CHUM	565	2280	M				
HS200814-VI21-112-006	CHUM	762	6270	M				
HS200814-VI21-112-007	CHUM	621	2910	F				
HS200814-VI21-112-008	CHUM	605	3420	M				
HS200814-VI21-112-009	CHUM	530	1950	M				
HS200814-VI21-112-010	CHUM	638	2600	F				
HS200814-VI21-112-011	CHUM	612	3250	F				
HS200814-VI21-112-012	CHUM	600	2900	F				
HS200814-VI21-112-013	CHUM	642	3780	M				
HS200814-VI21-112-014	CHUM	592	2650	M				
HS200814-VI22-112-001	CHUM	164	41					

Table 3. Biological data collected for each salmon caught on the CFV VIKING STORM survey to the Gulf of Alaska, 18/06/2008 - 05/07/2008.

Fish Number	Species	Fork Length (mm)	Whole Body Weight (g wet)	Sex	Stomach Content Weight (g wet)	CWT age	CWT	Fin Clip
HS200814-VI22-112-002	CHUM	162	44					
HS200814-VI22-112-003	CHUM	154	36					
HS200814-VI22-112-004	CHUM	180	62					
HS200814-VI22-112-005	CHUM	165	45					
HS200814-VI22-112-006	CHUM	676	3790	F				
HS200814-VI22-112-007	CHUM	670	4030	M				
HS200814-VI22-112-008	CHUM	660	3620	M				
HS200814-VI22-112-009	CHUM	600	2930	F				
HS200814-VI22-112-010	CHUM	580	2930	M				
HS200814-VI22-112-011	CHUM	587	2880	F				
HS200814-VI22-112-012	CHUM	680	5100	M				
HS200814-VI22-112-013	CHUM	648	3610	M				
HS200814-VI23-112-001	CHUM	150	33					
HS200814-VI23-112-002	CHUM	147	33					
HS200814-VI23-112-003	CHUM	154	38					
HS200814-VI23-112-004	CHUM	134	24					
HS200814-VI23-112-005	CHUM	149	33					
HS200814-VI23-112-006	CHUM	158	39					
HS200814-VI23-112-007	CHUM	148	31					
HS200814-VI23-112-008	CHUM	632	3450	F				
HS200814-VI23-112-009	CHUM	623	3460	F				
HS200814-VI23-112-010	CHUM	603	3090	M				
HS200814-VI24-112-001	CHUM	766	6270					
HS200814-VI24-112-002	CHUM	588	2780	M				
HS200814-VI24-112-003	CHUM	615	3080	F				
HS200814-VI24-112-004	CHUM	670	4570	M				
HS200814-VI24-112-005	CHUM	669	4710	M				
HS200814-VI25-112-001	CHUM	635	3390	M				
HS200814-VI25-112-002	CHUM	600	2930	M				
HS200814-VI25-112-003	CHUM	600	2300	M				
HS200814-VI25-112-004	CHUM	429	940	F				
HS200814-VI26-112-001	CHUM	510	1610	F				
HS200814-VI26-112-002	CHUM	535	1790	F				
HS200814-VI26-112-003	CHUM	560	1980	M				
HS200814-VI26-112-004	CHUM	540	2010	F				
HS200814-VI26-112-005	CHUM	596	2810	F				
HS200814-VI27-112-001	CHUM	688	5330	M				
HS200814-VI27-112-002	CHUM	573	2710	M				
HS200814-VI27-112-003	CHUM	695	4730	F				

Table 3. Biological data collected for each salmon caught on the CFV VIKING STORM survey to the Gulf of Alaska, 18/06/2008 - 05/07/2008.

Fish Number	Species	Fork Length (mm)	Whole Body Weight (g wet)	Sex	Stomach Content Weight (g wet)	CWT age	CWT	Fin Clip
HS200814-VI28-112-001	CHUM	642	3620	M				
HS200814-D01-115-001	COHO	585	2180	F				
HS200814-D01-115-002	COHO	544	1840	M				
HS200814-D01-115-003	COHO	434	890	M				
HS200814-D04-115-001	COHO	507	1550					
HS200814-D04-115-002	COHO	642	3090	M				
HS200814-D05-115-001	COHO	181	66					
HS200814-D05-115-002	COHO	622	3140					
HS200814-D06-115-001	COHO	575	2240	M				
HS200814-D06-115-002	COHO	519	1640	M				
HS200814-D06-115-003	COHO	618	3210	M				
HS200814-DE04-115-001	COHO	218	118					
HS200814-DE04-115-002	COHO	645	3540	M				
HS200814-DE04-115-003	COHO	548	1710	F				
HS200814-DE04-115-004	COHO	600	2800	F				AD
HS200814-DT01-115-001	COHO	190	71					
HS200814-DT01-115-002	COHO	193	78					
HS200814-DT01-115-003	COHO	145	35					
HS200814-DT01-115-004	COHO	194	83					
HS200814-DT01-115-005	COHO	152	35					
HS200814-DT01-115-006	COHO	196	80					
HS200814-DT01-115-007	COHO	180	64					
HS200814-DT01-115-008	COHO	178	67					
HS200814-DT01-115-009	COHO	162	43					
HS200814-DT01-115-010	COHO	166	49					
HS200814-DT01-115-011	COHO	162	44					
HS200814-DT01-115-012	COHO	155	40					
HS200814-DT01-115-013	COHO	322	369	M				
HS200814-DT01-115-014	COHO	595	2610	M				
HS200814-DT01-115-015	COHO	630	3080	F				
HS200814-DT02-115-001	COHO	210	91					
HS200814-DT02-115-002	COHO	168	47					
HS200814-DT02-115-003	COHO	180	65					
HS200814-DT02-115-004	COHO	185	75					
HS200814-DT02-115-005	COHO	174	61					
HS200814-DT02-115-006	COHO	192	77					
HS200814-DT02-115-007	COHO	180	57					
HS200814-DT02-115-008	COHO	165	46					
HS200814-DT02-115-009	COHO	224	119					

Table 3. Biological data collected for each salmon caught on the CFV VIKING STORM survey to the Gulf of Alaska, 18/06/2008 - 05/07/2008.

Fish Number	Species	Fork Length (mm)	Whole Body Weight (g wet)	Sex	Stomach Content Weight (g wet)	CWT age	CWT	Fin Clip
HS200814-DT02-115-010	COHO	169	53					
HS200814-DT02-115-011	COHO	183	65					
HS200814-DT02-115-012	COHO	602	2470	M				
HS200814-DT03-115-001	COHO	175	59					
HS200814-DT03-115-002	COHO	203	89					
HS200814-DT03-115-003	COHO	215	104					
HS200814-DT03-115-004	COHO	185	69					
HS200814-DT03-115-005	COHO	208	92					
HS200814-DT03-115-006	COHO	234	142					
HS200814-DT03-115-007	COHO	207	101					
HS200814-DT03-115-008	COHO	200	91					
HS200814-DT03-115-009	COHO	210	101					
HS200814-DT03-115-010	COHO	184	65					
HS200814-DT03-115-011	COHO	514	1600	F				
HS200814-DT03-115-012	COHO	477	1320	M				
HS200814-DT03-115-013	COHO	601	2340	F				
HS200814-DT03-115-014	COHO	593	1770	F				
HS200814-DT03-115-015	COHO	505	1480	M				
HS200814-DT04-115-001	COHO	193	80					
HS200814-DT04-115-002	COHO	190	73					
HS200814-DT04-115-003	COHO	213	99					
HS200814-DT04-115-004	COHO	600	2570	F				
HS200814-DT04-115-005	COHO	425	990	M				
HS200814-DT04-115-006	COHO	425	980	M				
HS200814-DT05-115-001	COHO	185	66					
HS200814-DT05-115-002	COHO	235	150					
HS200814-DT05-115-003	COHO	235	154					
HS200814-DT05-115-004	COHO	220	126					
HS200814-DT05-115-005	COHO	182	66					
HS200814-DT05-115-006	COHO	220	120					
HS200814-DT05-115-007	COHO	207	96					
HS200814-DT05-115-008	COHO	222	123					
HS200814-DT05-115-009	COHO	243	167					
HS200814-DT05-115-010	COHO	185	68					
HS200814-DT05-115-011	COHO	200	94					
HS200814-DT05-115-012	COHO	200	96					
HS200814-DT05-115-013	COHO	200	92					
HS200814-DT05-115-014	COHO	182	69					
HS200814-DT05-115-015	COHO	441	1040	M				



Table 3. Biological data collected for each salmon caught on the CFV VIKING STORM survey to the Gulf of Alaska, 18/06/2008 - 05/07/2008.

Fish Number	Species	Fork Length (mm)	Whole Body Weight (g wet)	Sex	Stomach Content Weight (g wet)	CWT age	CWT	Fin Clip
HS200814-DT05-115-016	COHO	462	1120	M				
HS200814-DT05-115-017	COHO	605	2940	M				
HS200814-DT06-115-001	COHO	180	64					
HS200814-DT06-115-002	COHO	159	44					
HS200814-DT06-115-003	COHO	153	40					
HS200814-DT07-115-001	COHO	203	102					
HS200814-DT07-115-002	COHO	243	168					
HS200814-DT07-115-003	COHO	217	115					
HS200814-DT07-115-004	COHO	220	113					
HS200814-DT07-115-005	COHO	218	123					
HS200814-DT07-115-006	COHO	208	107					
HS200814-DT07-115-007	COHO	244	171					
HS200814-DT07-115-008	COHO	210	110					
HS200814-DT07-115-009	COHO	211	97					
HS200814-DT07-115-010	COHO	210	112					
HS200814-DT07-115-011	COHO	212	103					
HS200814-DT07-115-012	COHO	206	102					
HS200814-DT07-115-013	COHO	212	108					
HS200814-DT07-115-014	COHO	612	2520					
HS200814-EP01-115-002	COHO	183	71					AD
HS200814-EP01-115-003	COHO	200	100					AD
HS200814-EP01-115-004	COHO	170	57					
HS200814-EP01-115-005	COHO	182	75					
HS200814-EP01-115-006	COHO	155	45					
HS200814-EP01-115-007	COHO	175	59					
HS200814-EP01-115-008	COHO	218	143					AD
HS200814-EP01-115-009	COHO	195	90					AD
HS200814-EP01-115-010	COHO	244	177					AD
HS200814-EP01-115-011	COHO	228	136					AD
HS200814-EP01-115-012	COHO	215	115					AD
HS200814-EP01-115-013	COHO	188	79					
HS200814-EP01-115-014	COHO	180	75					
HS200814-EP01-115-015	COHO	241	160			1.0	T633481	AD
HS200814-EP01-115-016	COHO	251	198					AD
HS200814-EP01-115-017	COHO	208	110					
HS200814-EP01-115-018	COHO	222	143					
HS200814-EP01-115-019	COHO	230	142					
HS200814-EP01-115-020	COHO	217	124			1.0	T633675	AD
HS200814-EP01-115-021	COHO	218	142					

Table 3. Biological data collected for each salmon caught on the CFV VIKING STORM survey to the Gulf of Alaska, 18/06/2008 - 05/07/2008.

Fish Number	Species	Fork Length (mm)	Whole Body Weight (g wet)	Sex	Stomach Content Weight (g wet)	CWT age	CWT	Fin Clip
HS200814-EP01-115-022	COHO	237	185					
HS200814-EP01-115-023	COHO	228	137					AD
HS200814-EP01-115-024	COHO	208	110					AD
HS200814-EP01-115-025	COHO	181	73					
HS200814-EP01-115-026	COHO	217	118					AD
HS200814-EP01-115-027	COHO	202	103					
HS200814-EP01-115-028	COHO	221	112			1.0	T633674	
HS200814-EP01-115-029	COHO	195	96					
HS200814-EP01-115-030	COHO	225	149			1.0	T634465	
HS200814-EP01-115-031	COHO	224						AD
HS200814-EP01-115-032	COHO	175						
HS200814-EP01-115-033	COHO	252						AD
HS200814-EP01-115-034	COHO	540	2200	F				
HS200814-EP01-115-035	COHO	610	3190	F				
HS200814-EP01-115-036	COHO	585	2400	F				
HS200814-EP01-115-037	COHO	665	3780	M				
HS200814-EP01-115-038	COHO	565	2580	M				
HS200814-EP01-115-039	COHO	615	3300	M				
HS200814-EP01-115-040	COHO	565	2230	F				
HS200814-EP01-115-041	COHO	470	1450	F				
HS200814-EP01-115-042	COHO	625	3000	F				
HS200814-EP01-115-043	COHO	590	3100	F				
HS200814-EP01-115-044	COHO	570	2150	F				
HS200814-EP01-115-045	COHO	620	3750	M				
HS200814-EP02-115-001	COHO	218	128					AD
HS200814-EP02-115-002	COHO	187	72					
HS200814-EP02-115-003	COHO	236	164					
HS200814-EP02-115-004	COHO	215	128					
HS200814-EP02-115-005	COHO	232	147					AD
HS200814-EP02-115-006	COHO	202	103					
HS200814-EP02-115-007	COHO	179	67					AD
HS200814-EP02-115-008	COHO	156	47					
HS200814-EP02-115-009	COHO	185	77					
HS200814-EP02-115-010	COHO	242	168					
HS200814-EP02-115-011	COHO	200	108					
HS200814-EP02-115-012	COHO	217	119					
HS200814-EP02-115-013	COHO	163	48					
HS200814-EP02-115-014	COHO	239	166					AD
HS200814-EP02-115-015	COHO	161	51					

Table 3. Biological data collected for each salmon caught on the CFV VIKING STORM survey to the Gulf of Alaska, 18/06/2008 - 05/07/2008.

Fish Number	Species	Fork Length (mm)	Whole Body Weight (g wet)	Sex	Stomach Content Weight (g wet)	CWT age	CWT	Fin Clip
HS200814-EP02-115-016	COHO	232	151					
HS200814-EP02-115-017	COHO	215	118					AD
HS200814-EP02-115-018	COHO	249	187					
HS200814-EP02-115-019	COHO	232	140					AD
HS200814-EP02-115-020	COHO	166	56					
HS200814-EP02-115-021	COHO	215	105					
HS200814-EP02-115-022	COHO	201	106					
HS200814-EP02-115-023	COHO	157	42					
HS200814-EP02-115-024	COHO	160	43					AD
HS200814-EP02-115-025	COHO	229	140					AD
HS200814-EP02-115-026	COHO	263	226					
HS200814-EP02-115-027	COHO	219	132					AD
HS200814-EP02-115-028	COHO	232	163					AD
HS200814-EP02-115-029	COHO	236	161					
HS200814-EP02-115-030	COHO	245	186					
HS200814-EP02-115-031	COHO	241						
HS200814-EP02-115-032	COHO	250						
HS200814-EP02-115-033	COHO	173						
HS200814-EP02-115-034	COHO	222						
HS200814-EP02-115-035	COHO	125						
HS200814-EP02-115-036	COHO	180						
HS200814-EP02-115-037	COHO	135						
HS200814-EP02-115-038	COHO	204						
HS200814-EP02-115-039	COHO	221						
HS200814-EP02-115-040	COHO	183						
HS200814-EP02-115-041	COHO	201						
HS200814-EP02-115-042	COHO	150						
HS200814-EP02-115-043	COHO	163						
HS200814-EP02-115-044	COHO	161						
HS200814-EP02-115-045	COHO	154						
HS200814-EP02-115-046	COHO	495	1350	M				AD
HS200814-EP02-115-047	COHO	538	2060	M				
HS200814-EP02-115-048	COHO	560	2280	M				
HS200814-EP02-115-049	COHO	620	3220	F				
HS200814-EP02-115-050	COHO	532	2020	F				
HS200814-EP02-115-051	COHO	632	3690	M				
HS200814-EP02-115-052	COHO	570	2450	F				
HS200814-EP02-115-053	COHO	543	2200	M				AD
HS200814-EP02-115-054	COHO	584	2550	F				

Table 3. Biological data collected for each salmon caught on the CFV VIKING STORM survey to the Gulf of Alaska, 18/06/2008 - 05/07/2008.

Fish Number	Species	Fork Length (mm)	Whole Body Weight (g wet)	Sex	Stomach Content Weight (g wet)	CWT age	CWT	Fin Clip
HS200814-EP03-115-001	COHO	254	207					AD
HS200814-EP03-115-002	COHO	222	129					AD
HS200814-EP03-115-003	COHO	227	137					AD
HS200814-EP03-115-004	COHO	233	140					AD
HS200814-EP03-115-005	COHO	242	163					AD
HS200814-EP03-115-006	COHO	255	144					
HS200814-EP03-115-007	COHO	174	62					
HS200814-EP03-115-008	COHO	222	130					AD
HS200814-EP03-115-009	COHO	233	150					
HS200814-EP03-115-010	COHO	265	239					
HS200814-EP03-115-011	COHO	262	221					AD
HS200814-EP03-115-012	COHO	225	141					AD
HS200814-EP03-115-013	COHO	224	138					AD
HS200814-EP03-115-014	COHO	280	290					
HS200814-EP03-115-015	COHO	262	209					AD
HS200814-EP03-115-016	COHO	175	57					AD
HS200814-EP03-115-017	COHO	169	55					
HS200814-EP03-115-018	COHO	250	181					AD
HS200814-EP03-115-019	COHO	170	58					
HS200814-EP03-115-020	COHO	236	168					AD
HS200814-EP03-115-021	COHO	160	47					
HS200814-EP03-115-022	COHO	169	60					
HS200814-EP03-115-023	COHO	665	3900	M				
HS200814-EP03-115-024	COHO	570	2450	M				
HS200814-EP03-115-025	COHO	635	3290	M				
HS200814-EP03-115-026	COHO	582	2220	M				
HS200814-EP03-124-012	COHO	177	59				T633980	AD
HS200814-EP04-115-001	COHO	581	2340	F				
HS200814-EP07-115-001	COHO	620	3090	M				
HS200814-EP08-115-001	COHO	577	2420	M				
HS200814-EP08-115-002	COHO	471	1280	M				AD
HS200814-EP08-115-003	COHO	364	550	M				
HS200814-H02-115-001	COHO	202	102					
HS200814-H02-115-002	COHO	204	110					
HS200814-H02-115-003	COHO	197	92					
HS200814-HS01-115-001	COHO	173	56					
HS200814-HS04-115-001	COHO	203	100					
HS200814-HS05-115-001	COHO	218	119					
HS200814-HS05-115-002	COHO	200	95					

Table 3. Biological data collected for each salmon caught on the CFV VIKING STORM survey to the Gulf of Alaska, 18/06/2008 - 05/07/2008.

Fish Number	Species	Fork Length (mm)	Whole Body Weight (g wet)	Sex	Stomach Content Weight (g wet)	CWT age	CWT	Fin Clip
HS200814-HS05-115-003	COHO	181	61					
HS200814-HS05-115-004	COHO	187	70					
HS200814-HS05-115-005	COHO	224	140					
HS200814-HS05-115-006	COHO	193	80					
HS200814-HS05-115-007	COHO	190	71					
HS200814-HS05-115-008	COHO	200	89					
HS200814-HS05-115-009	COHO	198	85					
HS200814-HS05-115-010	COHO	215	104					
HS200814-HS05-115-011	COHO	195	89					AD
HS200814-HS05-115-012	COHO	187	75					
HS200814-HS05-115-013	COHO	183	70					
HS200814-HS05-115-014	COHO	167	51					
HS200814-HS05-115-015	COHO	188	77					
HS200814-HS05-115-016	COHO	195	86					
HS200814-HS05-115-017	COHO	200	91					
HS200814-HS05-115-018	COHO	177	61					
HS200814-HS05-115-019	COHO	199	92					
HS200814-HS05-115-020	COHO	202	96					
HS200814-HS05-115-021	COHO	178	70					
HS200814-HS05-115-022	COHO	187	71					
HS200814-HS05-115-023	COHO	195	85					
HS200814-HS05-115-024	COHO	180	64					
HS200814-HS05-115-025	COHO	179	64					
HS200814-HS05-115-026	COHO	186	71					
HS200814-HS05-115-027	COHO	191	81					
HS200814-HS05-115-028	COHO	175	63					
HS200814-HS05-115-029	COHO	180	68					
HS200814-HS05-115-030	COHO	185	77					
HS200814-HS05-115-031	COHO	185						
HS200814-HS05-115-032	COHO	195						
HS200814-IVI01-115-001	COHO	201	86					
HS200814-IVI01-115-002	COHO	178	55					AD
HS200814-IVI01-115-003	COHO	189	74					
HS200814-IVI01-115-004	COHO	190	84					
HS200814-IVI01-115-005	COHO	179	63					AD
HS200814-IVI01-115-006	COHO	180	58					AD
HS200814-IVI01-115-007	COHO	195	76					AD
HS200814-IVI01-115-008	COHO	149	35					
HS200814-IVI01-115-009	COHO	178	60					AD

Table 3. Biological data collected for each salmon caught on the CFV VIKING STORM survey to the Gulf of Alaska, 18/06/2008 - 05/07/2008.

Fish Number	Species	Fork Length (mm)	Whole Body Weight (g wet)	Sex	Stomach Content Weight (g wet)	CWT age	CWT	Fin Clip
HS200814-IVI01-115-010	COHO	179	59					AD
HS200814-IVI01-115-011	COHO	113	13					
HS200814-IVI02-115-001	COHO	157	41					
HS200814-IVI02-115-002	COHO	136	22					
HS200814-IVI02-115-003	COHO	157	37					
HS200814-IVI02-115-004	COHO	159	45					
HS200814-IVI02-115-005	COHO	165	52					
HS200814-IVI02-115-006	COHO	182	58					
HS200814-IVI02-115-007	COHO	150	37					
HS200814-IVI02-115-008	COHO	135	25					
HS200814-IVI02-115-009	COHO	135	27					
HS200814-IVI02-115-010	COHO	195	76					
HS200814-IVI02-115-011	COHO	174	54					AD
HS200814-IVI02-115-012	COHO	178	60					
HS200814-IVI02-115-013	COHO	137	29					
HS200814-IVI02-115-014	COHO	168	53					
HS200814-IVI02-115-015	COHO	172	58					AD
HS200814-IVI02-115-016	COHO	163	46					
HS200814-IVI02-115-017	COHO	138	27					
HS200814-IVI02-115-018	COHO	140	32					
HS200814-IVI02-115-019	COHO	142	31					
HS200814-IVI02-115-020	COHO	140	31					
HS200814-IVI02-115-021	COHO	142	29					
HS200814-IVI02-115-022	COHO	150	38					
HS200814-IVI02-115-023	COHO	180	74					
HS200814-IVI02-115-024	COHO	152	37					
HS200814-IVI02-115-025	COHO	146	35					
HS200814-IVI02-115-026	COHO	158	45					
HS200814-IVI02-115-027	COHO	145	34					
HS200814-IVI02-115-028	COHO	166	53					AD
HS200814-IVI02-115-029	COHO	174	57					
HS200814-IVI02-115-030	COHO	185	74					
HS200814-IVI02-115-031	COHO	142						
HS200814-IVI02-115-032	COHO	145						
HS200814-IVI02-115-033	COHO	194						
HS200814-IVI02-115-034	COHO	179						
HS200814-IVI02-115-035	COHO	162						
HS200814-IVI02-115-036	COHO	180						
HS200814-IVI02-115-037	COHO	164						

Table 3. Biological data collected for each salmon caught on the CFV VIKING STORM survey to the Gulf of Alaska, 18/06/2008 - 05/07/2008.

Fish Number	Species	Fork Length (mm)	Whole Body Weight (g wet)	Sex	Stomach Content Weight (g wet)	CWT age	CWT	Fin Clip
HS200814-IVI02-115-038	COHO	133						
HS200814-IVI02-115-039	COHO	147						
HS200814-IVI02-115-040	COHO	160						
HS200814-IVI02-115-041	COHO	175						
HS200814-IVI02-115-042	COHO	175						
HS200814-IVI02-115-043	COHO	155						
HS200814-IVI02-115-044	COHO	157						
HS200814-IVI02-115-045	COHO	147						
HS200814-IVI02-115-046	COHO	148						
HS200814-IVI02-115-047	COHO	146						
HS200814-IVI02-115-048	COHO	141						
HS200814-IVI02-115-049	COHO	174						
HS200814-IVI02-115-050	COHO	155						
HS200814-IVI02-115-051	COHO	152						
HS200814-IVI02-115-052	COHO	150						
HS200814-IVI02-115-053	COHO	121						
HS200814-IVI02-115-054	COHO	165						
HS200814-IVI02-115-055	COHO	149						
HS200814-IVI02-115-056	COHO	153						
HS200814-IVI03-115-001	COHO	150	39					
HS200814-IVI03-115-002	COHO	177	62					
HS200814-IVI03-115-003	COHO	242	181					
HS200814-IVI03-115-004	COHO	221	141					
HS200814-IVI03-115-005	COHO	202	102					
HS200814-IVI03-115-006	COHO	178	63					
HS200814-IVI03-115-007	COHO	179	65					
HS200814-IVI03-115-008	COHO	169	55					
HS200814-IVI03-115-009	COHO	180	65					
HS200814-IVI03-115-010	COHO	177	63					
HS200814-IVI03-115-011	COHO	195	92					
HS200814-IVI03-115-012	COHO	195	89					
HS200814-IVI03-115-013	COHO	192	85					
HS200814-IVI03-115-014	COHO	175	63					
HS200814-IVI03-115-015	COHO	165	53					
HS200814-IVI03-115-016	COHO	157	46					
HS200814-IVI03-115-017	COHO	185	71					
HS200814-IVI03-115-018	COHO	130	26					
HS200814-IVI03-115-019	COHO	151	35					
HS200814-IVI03-115-020	COHO	172	57					

Table 3. Biological data collected for each salmon caught on the CFV VIKING STORM survey to the Gulf of Alaska, 18/06/2008 - 05/07/2008.

Fish Number	Species	Fork Length (mm)	Whole Body Weight (g wet)	Sex	Stomach Content Weight (g wet)	CWT age	CWT	Fin Clip
HS200814-IVI03-115-021	COHO	577	2330	M				
HS200814-IVI03-115-022	COHO	497	1580	F				
HS200814-IVI03-115-023	COHO	460	1240	M				
HS200814-IVI03-115-024	COHO	605	2520	F				
HS200814-IVI03-115-025	COHO	631	3740	F				
HS200814-IVI03-115-026	COHO	445	1080	M				
HS200814-IVI03-115-027	COHO	452	1260	M				
HS200814-IVI03-115-028	COHO	458	1410	M				
HS200814-IVI03-115-029	COHO	582	2750	F				
HS200814-IVI03-115-030	COHO	580	2680	F				
HS200814-IVI03-115-031	COHO	409	920	M				
HS200814-IVI04-115-001	COHO	196	94					
HS200814-IVI04-115-002	COHO	205	98					
HS200814-IVI04-115-003	COHO	198	93					
HS200814-IVI04-115-004	COHO	180	70					
HS200814-IVI04-115-005	COHO	200	97					
HS200814-IVI04-115-006	COHO	192	86					
HS200814-IVI04-115-007	COHO	205	110					
HS200814-IVI04-115-008	COHO	162	52					
HS200814-IVI04-115-009	COHO	244	180					
HS200814-IVI04-115-010	COHO	250	196					AD
HS200814-IVI04-115-011	COHO	218	132					
HS200814-IVI04-115-012	COHO	194	86					
HS200814-IVI04-115-013	COHO	172	68					
HS200814-IVI04-115-014	COHO	667	3730	F				
HS200814-IVI04-115-015	COHO	587	2580	M				
HS200814-IVI04-115-016	COHO	492	1400	M				
HS200814-IVI04-115-017	COHO	590	2410	F				
HS200814-IVI04-115-018	COHO	635	3340	M				
HS200814-IVI04-115-019	COHO	610	3010	M				
HS200814-JF03-115-001	COHO	146	33					
HS200814-JF03-115-002	COHO	147	30					
HS200814-JF03-115-003	COHO	135	28					
HS200814-JF03-115-004	COHO	144	34					
HS200814-JF05-115-001	COHO	144	33					
HS200814-JF05-115-002	COHO	120	18					
HS200814-JF05-115-003	COHO	132	25					
HS200814-JF05-115-004	COHO	140	32					
HS200814-JF05-115-005	COHO	124	21					



Table 3. Biological data collected for each salmon caught on the CFV VIKING STORM survey to the Gulf of Alaska, 18/06/2008 - 05/07/2008.

Fish Number	Species	Fork Length (mm)	Whole Body Weight (g wet)	Sex	Stomach Content Weight (g wet)	CWT age	CWT	Fin Clip
HS200814-JF05-115-006	COHO	126	22					
HS200814-JF05-115-007	COHO	118	16					
HS200814-JF05-115-008	COHO	122	20					
HS200814-JF05-115-009	COHO	110	13					
HS200814-JF05-115-010	COHO	111	13					
HS200814-JF05-115-011	COHO	126	20					
HS200814-JF05-115-012	COHO	141	29					
HS200814-JF05-115-013	COHO	113	13					
HS200814-JF05-115-014	COHO	133	24					
HS200814-JF05-115-015	COHO	121	19					
HS200814-JF06-115-001	COHO	151	39					AD
HS200814-JF06-115-002	COHO	156	44					
HS200814-JF06-115-003	COHO	130	24					
HS200814-JF06-115-004	COHO	140	30					
HS200814-JF06-115-005	COHO	106	12					
HS200814-JF06-115-006	COHO	450	1170	F				AD
HS200814-QCI01-115-001	COHO	212	109					
HS200814-QCI03-115-001	COHO	176	61					
HS200814-QCI04-115-001	COHO	625	3120	F				
HS200814-QCI07-115-001	COHO	555	2300	M				
HS200814-QCI07-115-002	COHO	667	4270	F				
HS200814-QCI11-115-001	COHO	657	3350	M				
HS200814-QCI11-124-001	COHO	236	157					
HS200814-QCI12-115-001	COHO	194	82					
HS200814-QCI12-115-002	COHO	191	76					
HS200814-QCI12-115-003	COHO	200	84					
HS200814-QCI12-115-004	COHO	204	98					
HS200814-QCI12-115-005	COHO	211	99					
HS200814-QCI12-115-006	COHO	181	64					
HS200814-QCI12-115-007	COHO	245	170					AD
HS200814-QCI12-115-008	COHO	194	86					
HS200814-QCI12-115-009	COHO	212	105					
HS200814-QCI12-115-010	COHO	207	102					
HS200814-QCI12-115-011	COHO	188	69					
HS200814-QCI12-115-012	COHO	184	69					
HS200814-QCI12-115-013	COHO	189	81					
HS200814-QCI12-115-014	COHO	212	102					
HS200814-QCI12-115-015	COHO	200	91					
HS200814-QCI12-115-016	COHO	180	63					

Table 3. Biological data collected for each salmon caught on the CFV VIKING STORM survey to the Gulf of Alaska, 18/06/2008 - 05/07/2008.

Fish Number	Species	Fork Length (mm)	Whole Body Weight (g wet)	Sex	Stomach Content Weight (g wet)	CWT age	CWT	Fin Clip
HS200814-QCI12-115-017	COHO	180	62					
HS200814-QCI12-115-018	COHO	191	77					
HS200814-QCI12-115-019	COHO	182	61					
HS200814-QCI12-115-020	COHO	187	81					
HS200814-QCI12-115-021	COHO	191	79					
HS200814-QCI12-115-022	COHO	180	63					
HS200814-QCI15-115-001	COHO	199	88					
HS200814-QCI15-115-002	COHO	190	77					
HS200814-QCI15-115-003	COHO	171	53					
HS200814-QCI15-115-004	COHO	185	67					
HS200814-QCI15-115-005	COHO	176	57					
HS200814-QCI15-115-006	COHO	177	62					
HS200814-QCI15-115-007	COHO	184	67					
HS200814-QCI15-115-008	COHO	166	52					
HS200814-QCI15-115-009	COHO	122	19					
HS200814-QCI15-115-010	COHO	535	1930	M				
HS200814-QCI15-115-011	COHO	608	2410	M				
HS200814-T01-115-001	COHO	206	89					
HS200814-T01-115-002	COHO	195	86					
HS200814-T01-115-003	COHO	178	64					
HS200814-T02-115-001	COHO	197	87					
HS200814-T02-115-002	COHO	156	40					
HS200814-T02-115-003	COHO	166	50					
HS200814-T05-115-001	COHO	210	102					
HS200814-T06-115-001	COHO	240	162					
HS200814-T06-115-002	COHO	252	182					AD
HS200814-T06-115-003	COHO	201	100					
HS200814-T06-115-004	COHO	215	120					
HS200814-T06-115-005	COHO	287	274			1.0	T093709	AD
HS200814-T06-115-006	COHO	230	132					
HS200814-T06-115-007	COHO	207	102					
HS200814-T06-115-008	COHO	238	177					
HS200814-T06-115-009	COHO	255	196					AD
HS200814-T06-115-010	COHO	240	155					
HS200814-T06-115-011	COHO	262	202					AD
HS200814-T06-115-012	COHO	168	51					
HS200814-T07-115-001	COHO	289	300					AD
HS200814-T07-115-002	COHO	245	167					AD
HS200814-T07-115-003	COHO	233	145					AD

Table 3. Biological data collected for each salmon caught on the CFV VIKING STORM survey to the Gulf of Alaska, 18/06/2008 - 05/07/2008.

Fish Number	Species	Fork Length (mm)	Whole Body Weight (g wet)	Sex	Stomach Content Weight (g wet)	CWT age	CWT	Fin Clip
HS200814-T07-115-004	COHO	230	142					AD
HS200814-T07-115-005	COHO	230	137			1.0	T210728	AD
HS200814-T07-115-006	COHO	238	160					AD
HS200814-VI01-115-001	COHO	198	103					
HS200814-VI01-124-002	COHO	129	21					
HS200814-VI02-115-001	COHO	136	27					
HS200814-VI02-115-002	COHO	558	2280	F				
HS200814-VI03-115-001	COHO	148	39					
HS200814-VI03-115-002	COHO	168	55					
HS200814-VI03-115-003	COHO	200	97					
HS200814-VI03-115-004	COHO	207	98					AD
HS200814-VI03-115-005	COHO	176	65					
HS200814-VI03-115-006	COHO	224	140					
HS200814-VI03-115-007	COHO	250	200					
HS200814-VI03-115-008	COHO	142	34					
HS200814-VI03-115-009	COHO	140	35					
HS200814-VI03-115-010	COHO	166	52					AD
HS200814-VI03-115-011	COHO	252	220					
HS200814-VI03-115-012	COHO	249	226					
HS200814-VI03-115-013	COHO	660	4060	M				
HS200814-VI03-115-014	COHO	589	3020	F				AD
HS200814-VI04-115-001	COHO	235	156					AD
HS200814-VI04-115-002	COHO	155	41					
HS200814-VI04-115-003	COHO	125	21					
HS200814-VI04-115-004	COHO	135	31					
HS200814-VI04-115-005	COHO	545	2300	F				AD
HS200814-VI04-115-006	COHO	545	2530	F				
HS200814-VI04-115-007	COHO	440	1200	M				
HS200814-VI04-115-008	COHO	564	2580	F				
HS200814-VI04-115-009	COHO	549	2180	F				
HS200814-VI04-115-010	COHO	549	2280	F				AD
HS200814-VI04-115-011	COHO	556	2300	F				
HS200814-VI04-115-012	COHO	519	1900	F				AD
HS200814-VI04-115-013	COHO	443	1080	M				
HS200814-VI04-115-014	COHO	524	2080	M				
HS200814-VI04-115-015	COHO	371	770	M				
HS200814-VI04-115-016	COHO	411	1240	M				
HS200814-VI04-115-017	COHO	470	1440	F				
HS200814-VI04-115-018	COHO	557	2740	M				

Table 3. Biological data collected for each salmon caught on the CFV VIKING STORM survey to the Gulf of Alaska, 18/06/2008 - 05/07/2008.

Fish Number	Species	Fork Length (mm)	Whole Body Weight (g wet)	Sex	Stomach Content Weight (g wet)	CWT age	CWT	Fin Clip
HS200814-VI04-115-019	COHO	502	1950	F				AD
HS200814-VI04-115-020	COHO	583	2880	M				AD
HS200814-VI04-115-021	COHO	514	2350	F				
HS200814-VI04-115-022	COHO	413	960	F				AD
HS200814-VI04-115-023	COHO	499	1780	M				
HS200814-VI04-115-024	COHO	610	3540	M				AD
HS200814-VI04-115-025	COHO	471	1400	M				
HS200814-VI04-115-026	COHO	488	1640	M				AD
HS200814-VI04-115-027	COHO	630	3480	F				AD
HS200814-VI04-115-028	COHO	488	1770	F				
HS200814-VI04-115-029	COHO	552	2850	M				AD
HS200814-VI04-115-030	COHO	482	1840	F				AD
HS200814-VI04-115-031	COHO	515	2120	F				
HS200814-VI04-115-032	COHO	588	2460	F				
HS200814-VI04-115-033	COHO	496	1800	F				
HS200814-VI04-115-034	COHO	571	2580	F				AD
HS200814-VI04-115-035	COHO	532	2300	F				
HS200814-VI04-115-036	COHO	613	3110	M				
HS200814-VI04-115-037	COHO	534	1940	F				
HS200814-VI04-115-038	COHO	555	2320	F				
HS200814-VI04-115-039	COHO	391	790	F				
HS200814-VI04-115-040	COHO	535	2350	M				
HS200814-VI05-115-001	COHO	229	151					AD
HS200814-VI05-115-002	COHO	299	348					
HS200814-VI05-115-003	COHO	235	167					AD
HS200814-VI05-115-004	COHO	220	125					
HS200814-VI05-115-005	COHO	222	131					
HS200814-VI05-115-006	COHO	528	2500	F				AD
HS200814-VI05-115-007	COHO	460	1960	M				
HS200814-VI05-115-008	COHO	490	2280	M				
HS200814-VI05-115-009	COHO	485	2090	F				AD
HS200814-VI05-115-010	COHO	476	2070	F				
HS200814-VI05-115-011	COHO	528	2750	F				AD
HS200814-VI05-115-012	COHO	532	2450	F				
HS200814-VI05-115-013	COHO	438	1600	F				
HS200814-VI05-115-014	COHO	518	2400	F				AD
HS200814-VI05-115-015	COHO	616	3500	M				
HS200814-VI05-115-016	COHO	542	2580	F				AD
HS200814-VI05-115-017	COHO	469	2000	M				AD

Table 3. Biological data collected for each salmon caught on the CFV VIKING STORM survey to the Gulf of Alaska, 18/06/2008 - 05/07/2008.

Fish Number	Species	Fork Length (mm)	Whole Body Weight (g wet)	Sex	Stomach Content Weight (g wet)	CWT age	CWT	Fin Clip
HS200814-VI05-115-018	COHO	465	1950	M				AD
HS200814-VI05-115-019	COHO	495	2100	F				
HS200814-VI05-115-020	COHO	443	1760	F				
HS200814-VI05-115-021	COHO	535	2780	F				
HS200814-VI05-115-022	COHO	622	3550	F				
HS200814-VI05-115-023	COHO	574	3180	F				
HS200814-VI05-115-024	COHO	510	2330	M				AD
HS200814-VI05-115-025	COHO	499	2150	F				
HS200814-VI05-115-026	COHO	425	1640	M				
HS200814-VI05-115-027	COHO	525	2720	F				
HS200814-VI05-115-028	COHO	514	2370	M				AD
HS200814-VI05-115-029	COHO	530	2690	F				
HS200814-VI05-115-030	COHO	577	3410	M				
HS200814-VI05-115-031	COHO	437	1770	F				
HS200814-VI05-115-032	COHO	472	1970	M				
HS200814-VI05-115-033	COHO	541	2980	F				
HS200814-VI05-115-034	COHO	626	3350	F				AD
HS200814-VI05-115-035	COHO	430	1620	F				
HS200814-VI05-115-036	COHO	404	1400	F				
HS200814-VI05-115-037	COHO	580	3360	F				
HS200814-VI05-115-038	COHO	480	2090	M				AD
HS200814-VI05-115-039	COHO	512	2490	F				AD
HS200814-VI05-115-040	COHO	485	2120	F				AD
HS200814-VI05-115-041	COHO	462	1890	M				AD
HS200814-VI05-115-042	COHO	425	1570	F				AD
HS200814-VI05-115-043	COHO	474	1960	M				
HS200814-VI06-115-001	COHO	243	184					
HS200814-VI06-115-002	COHO	148	36					AD
HS200814-VI06-115-003	COHO	227	137					
HS200814-VI06-115-004	COHO	259	226					
HS200814-VI06-115-005	COHO	515	1930	F				AD
HS200814-VI06-115-006	COHO	511	1900	F				AD
HS200814-VI06-115-007	COHO	510	1900	F				
HS200814-VI06-115-008	COHO	630	3150	F				
HS200814-VI06-115-009	COHO	360	670	M				
HS200814-VI07-115-001	COHO	220	133					AD
HS200814-VI07-115-002	COHO	265	247			1.0	T093710	AD
HS200814-VI07-115-003	COHO	271	253					AD
HS200814-VI10-115-001	COHO	288	298					AD

Table 3. Biological data collected for each salmon caught on the CFV VIKING STORM survey to the Gulf of Alaska, 18/06/2008 - 05/07/2008.

Fish Number	Species	Fork Length (mm)	Whole Body Weight (g wet)	Sex	Stomach Content Weight (g wet)	CWT age	CWT	Fin Clip
HS200814-VI10-115-002	COHO	195	81					
HS200814-VI10-115-003	COHO	203	103					
HS200814-VI10-115-004	COHO	225	145					AD
HS200814-VI10-115-005	COHO	162	44					
HS200814-VI10-115-006	COHO	205	96					AD
HS200814-VI10-115-007	COHO	165	45					AD
HS200814-VI10-115-008	COHO	169	54					
HS200814-VI10-115-009	COHO	248	182					AD
HS200814-VI10-115-010	COHO	150	38					
HS200814-VI10-115-011	COHO	229	144					AD
HS200814-VI11-115-001	COHO	204	96					
HS200814-VI11-115-002	COHO	237	162					AD
HS200814-VI11-115-003	COHO	193	84					AD
HS200814-VI11-115-004	COHO	185	79					
HS200814-VI11-115-005	COHO	229	145					
HS200814-VI11-115-006	COHO	233	150			1.0	T633196	
HS200814-VI11-115-007	COHO	250	185					AD
HS200814-VI11-115-008	COHO	220	129			1.0	T633671	AD
HS200814-VI11-115-009	COHO	210	105					
HS200814-VI11-115-010	COHO	239	162					
HS200814-VI11-115-011	COHO	154	39					
HS200814-VI11-115-012	COHO	191	81					
HS200814-VI11-115-013	COHO	212	105					AD
HS200814-VI11-115-014	COHO	167	55					
HS200814-VI11-115-015	COHO	627	3080	M				
HS200814-VI11-115-016	COHO	565	2380	F				AD
HS200814-VI11-115-017	COHO	536	1960	F				
HS200814-VI11-115-018	COHO	580	2300	M				AD
HS200814-VI12-115-001	COHO	237	185					
HS200814-VI12-115-002	COHO	244	173					AD
HS200814-VI12-115-003	COHO	216	117					AD
HS200814-VI12-115-004	COHO	229	157					
HS200814-VI12-115-005	COHO	170	55					
HS200814-VI12-115-006	COHO	259	232					AD
HS200814-VI12-115-007	COHO	162	55					
HS200814-VI12-115-008	COHO	234	164					
HS200814-VI12-115-010	COHO	222	138					AD
HS200814-VI12-115-011	COHO	212	120					
HS200814-VI12-115-012	COHO	210	110					AD

Table 3. Biological data collected for each salmon caught on the CFV VIKING STORM survey to the Gulf of Alaska, 18/06/2008 - 05/07/2008.

Fish Number	Species	Fork Length (mm)	Whole Body Weight (g wet)	Sex	Stomach Content Weight (g wet)	CWT age	CWT	Fin Clip
HS200814-VI12-115-013	COHO	138	33					
HS200814-VI12-115-014	COHO	216	112					AD
HS200814-VI12-115-015	COHO	195	88					
HS200814-VI12-115-016	COHO	270	252					AD
HS200814-VI12-115-017	COHO	168	54					AD
HS200814-VI12-115-018	COHO	243	172					AD
HS200814-VI12-115-019	COHO	235	180					AD
HS200814-VI12-115-020	COHO	160	44					AD
HS200814-VI12-115-021	COHO	230	162					
HS200814-VI12-115-022	COHO	170	48					AD
HS200814-VI12-115-023	COHO	179	70					
HS200814-VI12-115-024	COHO	153	44					
HS200814-VI12-115-025	COHO	164	55					
HS200814-VI12-115-026	COHO	166	63					
HS200814-VI12-115-027	COHO	160	50					
HS200814-VI12-115-028	COHO	140	31					
HS200814-VI12-115-029	COHO	154	45					
HS200814-VI12-115-030	COHO	176	66					
HS200814-VI12-115-031	COHO	154						
HS200814-VI12-115-032	COHO	545	2280	F				
HS200814-VI12-115-033	COHO	555	2330	M				
HS200814-VI12-115-034	COHO	645	3570	F				
HS200814-VI12-115-035	COHO	558	2600	F				AD
HS200814-VI12-115-036	COHO	564	2900	F				AD
HS200814-VI12-115-037	COHO	520	1810	F				
HS200814-VI12-115-038	COHO	555	1820	M				
HS200814-VI12-115-039	COHO	601	2920	F				AD
HS200814-VI12-115-040	COHO	584	2560	F				
HS200814-VI12-115-041	COHO	600	2500	F				AD
HS200814-VI13-115-001	COHO	275	256					
HS200814-VI13-115-002	COHO	265	221					
HS200814-VI13-115-003	COHO	551	2000	M				AD
HS200814-VI13-115-004	COHO	467	1480	F				AD
HS200814-VI16-115-001	COHO	265	216	F				AD
HS200814-VI16-115-002	COHO	488	1700	F				AD
HS200814-VI16-115-003	COHO	538	2080	M				
HS200814-VI17-115-001	COHO	238	173					AD
HS200814-VI17-115-002	COHO	235	164					AD
HS200814-VI17-115-003	COHO	220	137					AD

Table 3. Biological data collected for each salmon caught on the CFV VIKING STORM survey to the Gulf of Alaska, 18/06/2008 - 05/07/2008.

Fish Number	Species	Fork Length (mm)	Whole Body Weight (g wet)	Sex	Stomach Content Weight (g wet)	CWT age	CWT	Fin Clip
HS200814-VI17-115-004	COHO	232	166					
HS200814-VI17-115-005	COHO	185	78					AD
HS200814-VI17-115-006	COHO	204	102					
HS200814-VI17-115-007	COHO	242	165					
HS200814-VI17-115-008	COHO	165	52					
HS200814-VI17-115-009	COHO	211	107					AD
HS200814-VI17-115-010	COHO	220	118			1.0	T634171	AD
HS200814-VI17-115-011	COHO	224	135					
HS200814-VI17-115-012	COHO	169	56					
HS200814-VI17-115-013	COHO	162	48					AD
HS200814-VI17-115-014	COHO	164	49					
HS200814-VI17-115-015	COHO	184	73					
HS200814-VI17-115-016	COHO	212	126					AD
HS200814-VI17-115-017	COHO	165	47					AD
HS200814-VI17-115-018	COHO	187	78					
HS200814-VI17-115-019	COHO	250	200					
HS200814-VI17-115-020	COHO	245	177					AD
HS200814-VI17-115-021	COHO	181	73					
HS200814-VI17-115-022	COHO	176	70					
HS200814-VI17-115-023	COHO	155	47					
HS200814-VI17-115-024	COHO	563	2190	M				AD
HS200814-VI17-115-025	COHO	595	2920	F				
HS200814-VI17-115-026	COHO	510	2100	M				
HS200814-VI17-115-027	COHO	485	1630	M				
HS200814-VI17-115-028	COHO	435	1090	M				AD
HS200814-VI17-115-029	COHO	600	2250	F				
HS200814-VI17-115-030	COHO	615	2950	M				
HS200814-VI17-115-031	COHO	485	1490	F				
HS200814-VI17-115-032	COHO	585	2500	F				AD
HS200814-VI17-115-033	COHO	545	2110	M				
HS200814-VI18-115-001	COHO	220	120					AD
HS200814-VI18-115-002	COHO	211	116					
HS200814-VI18-115-003	COHO	234	154			1.0	T633674	
HS200814-VI18-115-004	COHO	630	2970	F				
HS200814-VI18-115-005	COHO	620	2880	M				
HS200814-VI18-115-006	COHO	565	2270	M				
HS200814-VI18-115-007	COHO	598	2510	M				
HS200814-VI18-115-008	COHO	532	1770	M				AD
HS200814-VI18-115-009	COHO	578	2360	F				



Table 3. Biological data collected for each salmon caught on the CFV VIKING STORM survey to the Gulf of Alaska, 18/06/2008 - 05/07/2008.

Fish Number	Species	Fork Length (mm)	Whole Body Weight (g wet)	Sex	Stomach Content Weight (g wet)	CWT age	CWT	Fin Clip
HS200814-VI19-115-001	COHO	293	303			1.0	T633980	AD
HS200814-VI19-115-002	COHO	163	51					
HS200814-VI19-115-003	COHO	172	54					AD
HS200814-VI19-115-004	COHO	160	44					
HS200814-VI19-115-005	COHO	233	171					AD
HS200814-VI19-115-006	COHO	213	112					AD
HS200814-VI19-115-007	COHO	226	143					AD
HS200814-VI19-115-008	COHO	215	116					
HS200814-VI19-115-009	COHO	228	156					AD
HS200814-VI19-115-010	COHO	250	199					AD
HS200814-VI19-115-011	COHO	220	138					AD
HS200814-VI19-115-012	COHO	223	135					
HS200814-VI19-115-013	COHO	232	154					AD
HS200814-VI19-115-014	COHO	240	163					AD
HS200814-VI19-115-015	COHO	278	238					AD
HS200814-VI19-115-016	COHO	212	119					
HS200814-VI19-115-017	COHO	230	141					AD
HS200814-VI19-115-018	COHO	250	194					
HS200814-VI19-115-019	COHO	197	85					
HS200814-VI19-115-020	COHO	220	139					
HS200814-VI19-115-021	COHO	690	3460	M				
HS200814-VI19-115-022	COHO	525	1850	F				
HS200814-VI19-115-023	COHO	590	2750	F				
HS200814-VI19-115-024	COHO	637	3880	M				
HS200814-VI20-115-001	COHO	232	152			1.0	T633674	
HS200814-VI20-115-002	COHO	168	50					
HS200814-VI20-115-003	COHO	240	179					AD
HS200814-VI20-115-004	COHO	245	185					AD
HS200814-VI20-115-005	COHO	256	214					AD
HS200814-VI20-115-006	COHO	259	223					AD
HS200814-VI20-115-007	COHO	240	173					
HS200814-VI20-115-008	COHO	271	248					
HS200814-VI20-115-009	COHO	238	157					AD
HS200814-VI20-115-010	COHO	250	202					
HS200814-VI20-115-011	COHO	245	190					AD
HS200814-VI20-115-012	COHO	240	176					AD
HS200814-VI20-115-013	COHO	595	2610	F				
HS200814-VI20-115-014	COHO	540	2020	F				
HS200814-VI20-115-015	COHO	567	2560	M				

Table 3. Biological data collected for each salmon caught on the CFV VIKING STORM survey to the Gulf of Alaska, 18/06/2008 - 05/07/2008.

Fish Number	Species	Fork Length (mm)	Whole Body Weight (g wet)	Sex	Stomach Content Weight (g wet)	CWT age	CWT	Fin Clip
HS200814-VI21-115-001	COHO	235	154					
HS200814-VI21-115-002	COHO	288	275					
HS200814-VI21-115-003	COHO	225	136					
HS200814-VI21-115-004	COHO	630	3190	M				
HS200814-VI21-115-005	COHO	605	2510	F				
HS200814-VI21-115-006	COHO	612	2110	M				
HS200814-VI21-115-007	COHO	592	2860	M				
HS200814-VI22-115-001	COHO	250	201					AD
HS200814-VI22-115-002	COHO	260	213					AD
HS200814-VI22-115-003	COHO	245	185					
HS200814-VI22-115-004	COHO	246	201					
HS200814-VI22-115-005	COHO	252	188					
HS200814-VI22-115-006	COHO	228	148					
HS200814-VI22-115-007	COHO	234	175					
HS200814-VI22-115-008	COHO	268	236					AD
HS200814-VI22-115-009	COHO	203	123					
HS200814-VI22-115-010	COHO	152	39					AD
HS200814-VI22-115-011	COHO	582	2600	F				
HS200814-VI23-115-001	COHO	239	178					
HS200814-VI23-115-002	COHO	228	148					AD
HS200814-VI23-115-003	COHO	237	163					AD
HS200814-VI23-115-004	COHO	267	230					AD
HS200814-VI23-115-005	COHO	223	144					
HS200814-VI23-115-006	COHO	240	165					AD
HS200814-VI23-115-007	COHO	235	160					AD
HS200814-VI23-115-008	COHO	463	1370	M				
HS200814-VI23-115-009	COHO	573	2600	M				
HS200814-VI23-115-010	COHO	547	2510	M				
HS200814-VI23-115-011	COHO	595	2790	F				
HS200814-VI23-115-012	COHO	596	2510	M				
HS200814-VI23-115-013	COHO	643	3440	F				
HS200814-VI23-115-014	COHO	642	3980	M				
HS200814-VI23-115-015	COHO	598	2790	M				
HS200814-VI23-115-016	COHO	602	2750	F				
HS200814-VI23-115-017	COHO	625	3010	M				
HS200814-VI23-115-018	COHO	644	3060	M				
HS200814-VI23-115-019	COHO	616	3110	F				
HS200814-VI23-115-020	COHO	658	3650	M				
HS200814-VI23-115-021	COHO	609	2970	F				

Table 3. Biological data collected for each salmon caught on the CFV VIKING STORM survey to the Gulf of Alaska, 18/06/2008 - 05/07/2008.

Fish Number	Species	Fork Length (mm)	Whole Body Weight (g wet)	Sex	Stomach Content Weight (g wet)	CWT age	CWT	Fin Clip
HS200814-VI23-115-022	COHO	593	3180	M				
HS200814-VI23-115-023	COHO	622	3400	M				
HS200814-VI24-115-001	COHO	251	197					
HS200814-VI24-115-002	COHO	242	174					AD
HS200814-VI24-115-003	COHO	245	188			1.0	T094623	AD
HS200814-VI24-115-004	COHO	230	145					AD
HS200814-VI24-115-005	COHO	225	135					
HS200814-VI24-115-006	COHO	228	147					AD
HS200814-VI24-115-007	COHO	250	198					AD
HS200814-VI24-115-008	COHO	255	217					
HS200814-VI24-115-009	COHO	230	166					
HS200814-VI24-115-010	COHO	240	185			1.0	T634091	AD
HS200814-VI24-115-011	COHO	200	96					
HS200814-VI24-115-012	COHO	245	179			1.0	T093702	AD
HS200814-VI24-115-013	COHO	236	148					AD
HS200814-VI24-115-014	COHO	220	133			1.0	T633196	AD
HS200814-VI24-115-015	COHO	206	110					
HS200814-VI24-115-016	COHO	263	224					AD
HS200814-VI24-115-017	COHO	235	163					AD
HS200814-VI24-115-018	COHO	240	161					
HS200814-VI24-115-019	COHO	235	166					
HS200814-VI24-115-020	COHO	232	167					AD
HS200814-VI24-115-021	COHO	257	211					
HS200814-VI24-115-022	COHO	235	170			1.0	T633196	AD
HS200814-VI24-115-023	COHO	242	170					
HS200814-VI24-115-024	COHO	232	154					AD
HS200814-VI24-115-025	COHO	243	205					AD
HS200814-VI24-115-026	COHO	225	145					AD
HS200814-VI24-115-027	COHO	214	135					
HS200814-VI24-115-028	COHO	245	172					AD
HS200814-VI24-115-029	COHO	250	194					AD
HS200814-VI24-115-030	COHO	245	171					AD
HS200814-VI24-115-031	COHO	200						
HS200814-VI24-115-032	COHO	204						
HS200814-VI24-115-033	COHO	220						
HS200814-VI24-115-034	COHO	224						
HS200814-VI24-115-035	COHO	228						
HS200814-VI24-115-036	COHO	242						
HS200814-VI24-115-037	COHO	254						

Table 3. Biological data collected for each salmon caught on the CFV VIKING STORM survey to the Gulf of Alaska, 18/06/2008 - 05/07/2008.

Fish Number	Species	Fork Length (mm)	Whole Body Weight (g wet)	Sex	Stomach Content Weight (g wet)	CWT age	CWT	Fin Clip
HS200814-VI24-115-038	COHO	658	4890	M				
HS200814-VI25-115-001	COHO	253	207					AD
HS200814-VI26-115-001	COHO	255	198			1.0	T633675	AD
HS200814-VI28-115-001	COHO	234	149					AD
HS200814-VI28-115-002	COHO	274	258			1.0	T633481	AD
HS200814-VI28-115-003	COHO	298	308					AD
HS200814-VI28-115-004	COHO	177	75					
HS200814-VI28-115-005	COHO	255	195			1.0	T633196	AD
HS200814-VI28-115-006	COHO	262	217					AD
HS200814-VI28-115-007	COHO	268	219					AD
HS200814-VI28-115-008	COHO	242	170					
HS200814-VI28-115-009	COHO	208	103					
HS200814-VI28-115-010	COHO	228	150					
HS200814-VI28-115-011	COHO	231	146					
HS200814-VI28-115-012	COHO	200	95					
HS200814-VI28-115-013	COHO	240	182					AD
HS200814-VI28-115-014	COHO	234	156					
HS200814-VI28-115-015	COHO	262	206			1.0	T094146	AD
HS200814-VI28-115-016	COHO	199	101					
HS200814-D01-108-001	PINK	470	1190					
HS200814-D01-108-002	PINK	493	1440					
HS200814-D01-108-003	PINK	513	1450					
HS200814-D01-108-004	PINK	464	1160					
HS200814-D01-108-005	PINK	592	2300					
HS200814-D01-108-006	PINK	432	910					
HS200814-D01-108-007	PINK	510	1500					
HS200814-D01-108-008	PINK	487	1390					
HS200814-D01-108-009	PINK	488	1240					
HS200814-D01-108-010	PINK	463	1140					
HS200814-D01-108-011	PINK	478	1230					
HS200814-D01-108-012	PINK	495	1490					
HS200814-D01-108-013	PINK	523	1700					
HS200814-D01-108-014	PINK	478	1170	M				
HS200814-D01-108-015	PINK	484	1180	F				
HS200814-D01-108-016	PINK	475	1210	F				
HS200814-D01-108-017	PINK	497	1580	F				
HS200814-D01-108-018	PINK	469	1400	M				
HS200814-D01-108-019	PINK	530	1800	M				
HS200814-D01-108-020	PINK	455	1230	F				

Table 3. Biological data collected for each salmon caught on the CFV VIKING STORM survey to the Gulf of Alaska, 18/06/2008 - 05/07/2008.

Fish Number	Species	Fork Length (mm)	Whole Body Weight (g wet)	Sex	Stomach Content Weight (g wet)	CWT age	CWT	Fin Clip
HS200814-D01-108-021	PINK	472	1210	M				
HS200814-D01-108-022	PINK	465	1130	F				
HS200814-D01-108-023	PINK	453	1100	M				
HS200814-D01-108-024	PINK	452	1090	F				
HS200814-D04-108-001	PINK	477	1320					
HS200814-D04-108-002	PINK	465	1200					
HS200814-D04-108-003	PINK	517	1680					
HS200814-D04-108-004	PINK	440	840					
HS200814-D04-108-005	PINK	448	1060					
HS200814-D04-108-006	PINK	449	1180					
HS200814-D04-108-007	PINK	485	1380					
HS200814-D04-108-008	PINK	478	1440					
HS200814-D05-108-001	PINK	520	1760					
HS200814-D05-108-002	PINK	483	1270					
HS200814-D05-108-003	PINK	485	1340					
HS200814-D05-108-004	PINK	520	1780					
HS200814-D05-108-005	PINK	542	1880					
HS200814-D05-108-006	PINK	525	1560					
HS200814-D06-108-001	PINK	483	1300					
HS200814-D06-108-002	PINK	486	1330	F				
HS200814-D06-108-003	PINK	488	1180	M				
HS200814-D06-108-004	PINK	481	1250	M				
HS200814-D06-108-005	PINK	485	1280	F				
HS200814-D06-108-006	PINK	461	1120	M				
HS200814-D06-108-007	PINK	465	1200	F				
HS200814-D06-108-008	PINK	550	1990	M				
HS200814-D06-108-009	PINK	499	1220	F				
HS200814-D06-108-010	PINK	472	1340	F				
HS200814-D06-108-011	PINK	444	780	F				
HS200814-D06-108-012	PINK	504	1630	F				
HS200814-D06-108-013	PINK	500	1410	M				
HS200814-D06-108-014	PINK	480	1300	M				
HS200814-D06-108-015	PINK	537	1780	M				
HS200814-D06-108-016	PINK	500	1400	F				
HS200814-D06-108-017	PINK	430	900	F				
HS200814-D06-108-018	PINK	465	1090	F				
HS200814-D06-108-019	PINK	481	1290	F				
HS200814-D06-108-020	PINK	503	1490	F				
HS200814-D06-108-021	PINK	488	1220	M				

Table 3. Biological data collected for each salmon caught on the CFV VIKING STORM survey to the Gulf of Alaska, 18/06/2008 - 05/07/2008.

Fish Number	Species	Fork Length (mm)	Whole Body Weight (g wet)	Sex	Stomach Content Weight (g wet)	CWT age	CWT	Fin Clip
HS200814-D06-108-022	PINK	485	1230	F				
HS200814-D06-108-023	PINK	455	1160	M				
HS200814-D06-108-024	PINK	486	1450	F				
HS200814-D06-108-025	PINK	438	1010	M				
HS200814-D07-108-001	PINK	532	1760	F				
HS200814-D07-108-002	PINK	475	1330	M				
HS200814-D07-108-003	PINK	508	1560	M				
HS200814-D07-108-004	PINK	480	1270	M				
HS200814-D07-108-005	PINK	521	1570	M				
HS200814-D07-108-006	PINK	475	1100	M				
HS200814-D07-108-007	PINK	485	1390	M				
HS200814-D07-108-008	PINK	478	1220	M				
HS200814-D07-108-009	PINK	434	1010	M				
HS200814-D07-108-010	PINK	484	1280	M				
HS200814-D07-108-011	PINK	488	1300	F				
HS200814-D07-108-012	PINK	460	1190	F				
HS200814-D07-108-013	PINK	470	1210	F				
HS200814-DE04-108-001	PINK	495	1540	F				
HS200814-DE04-108-002	PINK	509	1760	M				
HS200814-DE04-108-003	PINK	534	1840	M				
HS200814-DE04-108-004	PINK	500	1610	F				
HS200814-DE04-108-005	PINK	472	1190	F				
HS200814-DE04-108-006	PINK	485	1540	F				
HS200814-DE04-108-007	PINK	505	1610	M				
HS200814-DE04-108-008	PINK	518	1700	F				
HS200814-DE04-108-009	PINK	480	1250	M				
HS200814-DE04-108-010	PINK	458	1160	F				
HS200814-DE04-108-011	PINK	506	1580	M				
HS200814-DE04-108-012	PINK	510	1690	M				
HS200814-DE04-108-013	PINK	471	1240	F				
HS200814-DE04-108-014	PINK	510	1560	F				
HS200814-DE04-108-015	PINK	477	1250	F				
HS200814-DE04-108-016	PINK	522	1720	M				
HS200814-DE04-108-017	PINK	490	1300	F				
HS200814-DE04-108-018	PINK	472	1240	M				
HS200814-DE04-108-019	PINK	550	1970	M				
HS200814-DE04-108-020	PINK	485	1590	F				
HS200814-DE04-108-021	PINK	475	1240	F				
HS200814-DE04-108-022	PINK	465	1470	F				

Table 3. Biological data collected for each salmon caught on the CFV VIKING STORM survey to the Gulf of Alaska, 18/06/2008 - 05/07/2008.

Fish Number	Species	Fork Length (mm)	Whole Body Weight (g wet)	Sex	Stomach Content Weight (g wet)	CWT age	CWT	Fin Clip
HS200814-DE04-108-023	PINK	490	1470	F				
HS200814-DE04-108-024	PINK	488	1310	M				
HS200814-DE04-108-025	PINK	480	1590	F				
HS200814-DE04-108-026	PINK	505	1540	F				
HS200814-DE04-108-027	PINK	502	1640	M				
HS200814-DE04-108-028	PINK	470	1240	M				
HS200814-DE04-108-029	PINK	480	1300	M				
HS200814-DE04-108-030	PINK	460	1250	M				
HS200814-DE04-108-031	PINK	558	2290	M				
HS200814-DE04-108-032	PINK	520	1680	M				
HS200814-DE04-108-033	PINK	396	700	F				
HS200814-DE04-108-034	PINK	520	1720	M				
HS200814-DE04-108-035	PINK	468	1300	F				
HS200814-DE04-108-036	PINK	493	1440	F				
HS200814-DE04-108-037	PINK	528	1910	M				
HS200814-DE04-108-038	PINK	549	1830	M				
HS200814-DE04-108-039	PINK	486	1520	F				
HS200814-DE04-108-040	PINK	516	1890	M				
HS200814-DE04-108-041	PINK	500	1620	F				
HS200814-DE05-108-001	PINK	474	1180					
HS200814-DE05-108-002	PINK	483	1390					
HS200814-DE06-108-001	PINK	473	1260					
HS200814-DE06-108-002	PINK	500	1450					
HS200814-DT01-108-001	PINK	102	7					
HS200814-DT01-108-002	PINK	104	8					
HS200814-DT01-108-003	PINK	105	9					
HS200814-DT01-108-004	PINK	117	12					
HS200814-DT01-108-005	PINK	104	9					
HS200814-DT01-108-006	PINK	105	8					
HS200814-DT01-108-007	PINK	101	8					
HS200814-DT01-108-008	PINK	95	6					
HS200814-DT01-108-009	PINK	102	8					
HS200814-DT01-108-010	PINK	121	12					
HS200814-DT01-108-011	PINK	95	6					
HS200814-DT01-108-012	PINK	110	11					
HS200814-DT01-108-013	PINK	508	1390	M				
HS200814-DT01-108-014	PINK	540	1850	F				
HS200814-DT01-108-015	PINK	476	1270	M				
HS200814-DT01-108-016	PINK	457	1190	F				

Table 3. Biological data collected for each salmon caught on the CFV VIKING STORM survey to the Gulf of Alaska, 18/06/2008 - 05/07/2008.

Fish Number	Species	Fork Length (mm)	Whole Body Weight (g wet)	Sex	Stomach Content Weight (g wet)	CWT age	CWT	Fin Clip
HS200814-DT01-108-017	PINK	486	1450	M				
HS200814-DT01-108-018	PINK	485	1440	M				
HS200814-DT01-108-019	PINK	475	1210	F				
HS200814-DT01-108-020	PINK	450	1060	F				
HS200814-DT01-108-021	PINK	463	1190	M				
HS200814-DT01-108-022	PINK	502	1450	F				
HS200814-DT01-108-023	PINK	465	1280	F				
HS200814-DT01-108-024	PINK	487	1440	M				
HS200814-DT01-108-025	PINK	514	1550	M				
HS200814-DT01-108-026	PINK	500	1700	F				
HS200814-DT01-108-027	PINK	500	1590	M				
HS200814-DT01-108-028	PINK	461	1140	M				
HS200814-DT01-108-029	PINK	479	1220	M				
HS200814-DT01-108-030	PINK	468	1230	M				
HS200814-DT01-108-031	PINK	501	1360	M				
HS200814-DT01-108-032	PINK	488	1340	F				
HS200814-DT01-108-033	PINK	489	1490	M				
HS200814-DT02-108-001	PINK	166	43					
HS200814-DT02-108-002	PINK	96	7					
HS200814-DT02-108-003	PINK	103	10					
HS200814-DT02-108-004	PINK	474	1250	M				
HS200814-DT02-108-005	PINK	468	1240	M				
HS200814-DT02-108-006	PINK	515	1740	F				
HS200814-DT02-108-007	PINK	470	1230	F				
HS200814-DT02-108-008	PINK	492	1370	F				
HS200814-DT03-108-001	PINK	154	32					
HS200814-DT03-108-002	PINK	469	1140	F				
HS200814-DT03-108-003	PINK	475	1380	F				
HS200814-DT03-108-004	PINK	468	1100	M				
HS200814-DT03-108-005	PINK	471	1110	M				
HS200814-DT03-108-006	PINK	505	1560	F				
HS200814-DT03-108-007	PINK	440	1000	M				
HS200814-DT03-108-008	PINK	464	1220	F				
HS200814-DT03-108-009	PINK	500	1570	F				
HS200814-DT03-108-010	PINK	459	1150	F				
HS200814-DT03-108-011	PINK	435	990	M				
HS200814-DT03-108-012	PINK	460	1140	F				
HS200814-DT03-108-013	PINK	465	1190	F				
HS200814-DT03-108-014	PINK	504	1570	M				



Table 3. Biological data collected for each salmon caught on the CFV VIKING STORM survey to the Gulf of Alaska, 18/06/2008 - 05/07/2008.

Fish Number	Species	Fork Length (mm)	Whole Body Weight (g wet)	Sex	Stomach Content Weight (g wet)	CWT age	CWT	Fin Clip
HS200814-DT03-108-015	PINK	461	1240	F				
HS200814-DT03-108-016	PINK	454	1030	M				
HS200814-DT03-108-017	PINK	502	1630	F				
HS200814-DT03-108-018	PINK	468	1170	F				
HS200814-DT03-108-019	PINK	456	1190	F				
HS200814-DT03-108-020	PINK	477	1250	M				
HS200814-DT03-108-021	PINK	463	1300	F				
HS200814-DT03-108-022	PINK	493	1530	F				
HS200814-DT03-108-023	PINK	516	1730	F				
HS200814-DT03-108-024	PINK	475	1320	F				
HS200814-DT03-108-025	PINK	462	1120	M				
HS200814-DT04-108-001	PINK	114	13					
HS200814-DT04-108-002	PINK	105	10					
HS200814-DT04-108-003	PINK	461	1140	F				
HS200814-DT04-108-004	PINK	522	1670	M				
HS200814-DT04-108-005	PINK	560	2090	M				
HS200814-DT04-108-006	PINK	457	1160	F				
HS200814-DT04-108-007	PINK	461	1190	M				
HS200814-DT04-108-008	PINK	478	1270	M				
HS200814-DT04-108-009	PINK	512	1530	M				
HS200814-DT04-108-010	PINK	411	810	M				
HS200814-DT04-108-011	PINK	490	1460	M				
HS200814-DT04-108-012	PINK	570	2150	M				
HS200814-DT04-108-013	PINK	437	1100	F				
HS200814-DT04-108-014	PINK	475	1310	M				
HS200814-DT05-108-001	PINK	509	1320	F				
HS200814-DT05-108-002	PINK	491	1540	F				
HS200814-DT05-108-003	PINK	480	1340	M				
HS200814-DT05-108-004	PINK	490	1480	M				
HS200814-DT05-108-005	PINK	425	950	M				
HS200814-DT05-108-006	PINK	518	1840	F				
HS200814-DT05-108-007	PINK	525	1980	F				
HS200814-DT06-108-001	PINK	518	1650	F				
HS200814-DT06-108-002	PINK	525	1810	M				
HS200814-DT06-108-003	PINK	547	1950	M				
HS200814-DT06-108-004	PINK	506	1670	M				
HS200814-DT06-108-005	PINK	470	1260	F				
HS200814-DT06-108-006	PINK	510	1450	F				
HS200814-DT06-108-007	PINK	506	1540	M				

Table 3. Biological data collected for each salmon caught on the CFV VIKING STORM survey to the Gulf of Alaska, 18/06/2008 - 05/07/2008.

Fish Number	Species	Fork Length (mm)	Whole Body Weight (g wet)	Sex	Stomach Content Weight (g wet)	CWT age	CWT	Fin Clip
HS200814-DT06-108-008	PINK	510	1760	M				
HS200814-DT06-108-009	PINK	452	1090	M				
HS200814-DT06-108-010	PINK	394	780	M				
HS200814-DT07-108-001	PINK	105	8					
HS200814-DT07-108-002	PINK	460	1110					
HS200814-DT07-108-003	PINK	498	1510	M				
HS200814-DT07-108-004	PINK	572	2280	M				
HS200814-DT07-108-005	PINK	485	1360	F				
HS200814-EP06-108-001	PINK	529	2060	M				
HS200814-EP06-108-002	PINK	576	2450	M				
HS200814-EP08-108-001	PINK	506	1550	F				
HS200814-H06-108-001	PINK	460	1220					
HS200814-HS03-108-001	PINK	135	22					
HS200814-HS03-108-002	PINK	136	24					
HS200814-HS03-108-003	PINK	155	33					
HS200814-HS03-108-004	PINK	147	30					
HS200814-HS04-108-001	PINK	155	35					
HS200814-HS05-108-001	PINK	470	1135	M				
HS200814-JF01-108-001	PINK	129	19					
HS200814-QCI01-108-001	PINK	483	1230	F				
HS200814-QCI02-108-001	PINK	480	1360					
HS200814-QCI02-108-002	PINK	477	1300					
HS200814-QCI02-108-003	PINK	465	1150					
HS200814-QCI02-108-004	PINK	415	830	M				
HS200814-QCI02-108-005	PINK	483	1350					
HS200814-QCI02-108-006	PINK	481	1170					
HS200814-QCI02-108-007	PINK	470	1110					
HS200814-QCI02-108-008	PINK	495	1450					
HS200814-QCI02-108-009	PINK	489	1400					
HS200814-QCI02-108-010	PINK	442	1090					
HS200814-QCI02-108-011	PINK	445	1030					
HS200814-QCI02-108-012	PINK	471	1140					
HS200814-QCI02-108-013	PINK	492	1380					
HS200814-QCI02-108-014	PINK	444	930					
HS200814-QCI02-108-015	PINK	481	1390					
HS200814-QCI04-108-001	PINK	455	1130	F				
HS200814-QCI04-108-002	PINK	455	1060	M				
HS200814-QCI04-108-003	PINK	448	1030	F				
HS200814-QCI04-108-004	PINK	495	1580	F				

Table 3. Biological data collected for each salmon caught on the CFV VIKING STORM survey to the Gulf of Alaska, 18/06/2008 - 05/07/2008.

Fish Number	Species	Fork Length (mm)	Whole Body Weight (g wet)	Sex	Stomach Content Weight (g wet)	CWT age	CWT	Fin Clip
HS200814-QCI04-108-005	PINK	527	1860	M				
HS200814-QCI04-108-006	PINK	468	1180	F				
HS200814-QCI04-108-007	PINK	459	1060	M				
HS200814-QCI04-108-008	PINK	488	1270	F				
HS200814-QCI04-108-009	PINK	470	1160	M				
HS200814-QCI04-108-010	PINK	514	1600	M				
HS200814-QCI04-108-011	PINK	450	1080	F				
HS200814-QCI04-108-012	PINK	508	1500	M				
HS200814-QCI04-108-013	PINK	460	1200	F				
HS200814-QCI05-108-001	PINK	356	470	M				
HS200814-QCI06-108-001	PINK	474	1280					
HS200814-QCI06-108-002	PINK	500	1530					
HS200814-QCI06-108-003	PINK	505	1620					
HS200814-QCI06-108-004	PINK	459	1070					
HS200814-QCI06-108-005	PINK	490	1360					
HS200814-QCI06-108-006	PINK	514	1430					
HS200814-QCI07-108-001	PINK	497	1270					
HS200814-QCI08-108-001	PINK	494	1440					
HS200814-QCI08-108-002	PINK	505	1690					
HS200814-QCI08-108-003	PINK	434	960					
HS200814-QCI08-108-004	PINK	556	2190					
HS200814-QCI08-108-005	PINK	472	1390					
HS200814-QCI08-108-006	PINK	500	1560					
HS200814-QCI08-108-007	PINK	514	1650					
HS200814-QCI08-108-008	PINK	485	1440					
HS200814-QCI08-108-009	PINK	497	1360					
HS200814-QCI08-108-010	PINK	462	1260					
HS200814-QCI08-108-011	PINK	470	1320					
HS200814-QCI08-108-012	PINK	467	1140					
HS200814-QCI09-108-001	PINK	485	1380					
HS200814-QCI09-108-002	PINK	510	1720					
HS200814-QCI09-108-003	PINK	500	1510					
HS200814-QCI09-108-004	PINK	552	2220					
HS200814-QCI09-108-005	PINK	558	2040					
HS200814-QCI09-108-006	PINK	460	1260					
HS200814-QCI09-108-007	PINK	475	1290					
HS200814-QCI09-108-008	PINK	517	1640					
HS200814-QCI09-108-009	PINK	480	1300					
HS200814-QCI09-108-010	PINK	518	1700					

Table 3. Biological data collected for each salmon caught on the CFV VIKING STORM survey to the Gulf of Alaska, 18/06/2008 - 05/07/2008.

Fish Number	Species	Fork Length (mm)	Whole Body Weight (g wet)	Sex	Stomach Content Weight (g wet)	CWT age	CWT	Fin Clip
HS200814-QCI09-108-011	PINK	496	1490					
HS200814-QCI09-108-012	PINK	495	1520					
HS200814-QCI09-108-013	PINK	485						
HS200814-QCI09-108-014	PINK	508	1500					
HS200814-QCI09-108-015	PINK	487	1320					
HS200814-QCI09-108-016	PINK	535	1780					
HS200814-QCI09-108-017	PINK	555	2310					
HS200814-QCI09-108-018	PINK	496	1590					
HS200814-QCI09-108-019	PINK	506	1500					
HS200814-QCI09-108-020	PINK	488	1450					
HS200814-QCI09-108-021	PINK	482	1600					
HS200814-QCI09-108-022	PINK	511	1540					
HS200814-QCI09-108-023	PINK	525	1830					
HS200814-QCI09-108-024	PINK	482	1330					
HS200814-QCI09-108-025	PINK	465	1260					
HS200814-QCI09-108-026	PINK	505	1690					
HS200814-QCI09-108-027	PINK	505	1590					
HS200814-QCI09-108-028	PINK	490	1310					
HS200814-QCI09-108-029	PINK	556	2140					
HS200814-QCI11-108-001	PINK	485	1410					
HS200814-QCI12-108-001	PINK	528	1760					
HS200814-QCI13-108-001	PINK	462	1200					
HS200814-QCI13-108-002	PINK	530	1940					
HS200814-QCI13-108-003	PINK	500	1390					
HS200814-QCI13-108-004	PINK	508	1580					
HS200814-QCI13-108-005	PINK	523	1720					
HS200814-QCI13-108-006	PINK	511	1460					
HS200814-QCI13-108-007	PINK	492	1510					
HS200814-QCI13-108-008	PINK	468	1020					
HS200814-QCI14-108-001	PINK	470	1270					
HS200814-QCI14-108-002	PINK	467	1200					
HS200814-QCI18-108-001	PINK	532	1800					
HS200814-QCI18-108-002	PINK	471	1200					
HS200814-QCI18-108-003	PINK	504	1520					
HS200814-QCI18-108-004	PINK	499	1420					
HS200814-QCI18-108-005	PINK	484	1350					
HS200814-QCI18-108-006	PINK	546	2100					
HS200814-QCI19-108-001	PINK	443	1010					
HS200814-QCI19-108-002	PINK	490	1360					

Table 3. Biological data collected for each salmon caught on the CFV VIKING STORM survey to the Gulf of Alaska, 18/06/2008 - 05/07/2008.

Fish Number	Species	Fork Length (mm)	Whole Body Weight (g wet)	Sex	Stomach Content Weight (g wet)	CWT age	CWT	Fin Clip
HS200814-QCI19-108-003	PINK	510	1660					
HS200814-QCI19-108-004	PINK	485	1250					
HS200814-QCI23-108-001	PINK	475	1410					
HS200814-QCSD01-108-001	PINK	148	30					
HS200814-QCSD01-108-002	PINK	141	26					
HS200814-T01-108-001	PINK	112	12					
HS200814-T01-108-002	PINK	113	12					
HS200814-T01-108-003	PINK	121	14					
HS200814-T01-108-004	PINK	121	14					
HS200814-T01-108-005	PINK	118	12					
HS200814-T01-108-006	PINK	121	13					
HS200814-T01-108-007	PINK	121	13					
HS200814-T01-108-008	PINK	112	12					
HS200814-T02-108-001	PINK	114	12					
HS200814-T02-108-002	PINK	117	11					
HS200814-T02-108-003	PINK	134	23					
HS200814-T02-108-004	PINK	137	23					
HS200814-T02-108-005	PINK	121	15					
HS200814-T02-108-006	PINK	120	14					
HS200814-T02-108-007	PINK	126	19					
HS200814-T02-108-008	PINK	126	18					
HS200814-T02-108-009	PINK	114	13					
HS200814-T02-108-010	PINK	126	16					
HS200814-T02-108-011	PINK	130	19					
HS200814-T02-108-012	PINK	129	17					
HS200814-T02-108-013	PINK	116	12					
HS200814-T02-108-014	PINK	157	38					
HS200814-T02-108-015	PINK	125	17					
HS200814-T02-108-016	PINK	124						
HS200814-T02-108-017	PINK	126						
HS200814-T02-108-018	PINK	113						
HS200814-T02-108-019	PINK	116						
HS200814-T02-108-020	PINK	110						
HS200814-T02-108-021	PINK	109						
HS200814-T02-108-022	PINK	126						
HS200814-T04-108-001	PINK	120	14					
HS200814-T06-108-001	PINK	128	16					
HS200814-T06-108-002	PINK	135	21					
HS200814-T06-108-003	PINK	125	17					

Table 3. Biological data collected for each salmon caught on the CFV VIKING STORM survey to the Gulf of Alaska, 18/06/2008 - 05/07/2008.

Fish Number	Species	Fork Length (mm)	Whole Body Weight (g wet)	Sex	Stomach Content Weight (g wet)	CWT age	CWT	Fin Clip
HS200814-T06-108-004	PINK	125	17					
HS200814-T06-108-005	PINK	134	20					
HS200814-T08-108-001	PINK	450	1190	M				
HS200814-VI14-108-001	PINK	555	2260	M				
HS200814-VI14-108-002	PINK	372	660	M				
HS200814-VI15-108-001	PINK	505	1840	M				
HS200814-VI18-108-001	PINK	598	2920	M				
HS200814-VI21-108-001	PINK	485	1550	M				
HS200814-VI25-108-001	PINK	492	1480	F				
HS200814-VI25-108-002	PINK	522	1780	M				
HS200814-VI26-108-001	PINK	495	1170					
HS200814-VI26-108-002	PINK	475	1360					
HS200814-VI26-108-003	PINK	445	1130					
HS200814-VI26-108-004	PINK	470	1260					
HS200814-VI26-108-005	PINK	465	1280					
HS200814-VI26-108-006	PINK	520	1740					
HS200814-VI27-108-001	PINK	450	1210	M				
HS200814-D01-118-001	SOCKEYE	176	54				T180000	AD
HS200814-D01-118-002	SOCKEYE	180	59					
HS200814-D01-118-003	SOCKEYE	174	50					
HS200814-D01-118-004	SOCKEYE	190	67					
HS200814-D01-118-005	SOCKEYE	176	55					
HS200814-D01-118-006	SOCKEYE	170	49					
HS200814-D01-118-007	SOCKEYE	164	45					
HS200814-D01-118-008	SOCKEYE	169	44					
HS200814-D01-118-009	SOCKEYE	175	57					
HS200814-D01-118-010	SOCKEYE	177	53					
HS200814-D01-118-011	SOCKEYE	177	57					
HS200814-D01-118-012	SOCKEYE	155	38					
HS200814-D01-118-013	SOCKEYE	173	53					
HS200814-D01-118-014	SOCKEYE	175	57					
HS200814-D01-118-015	SOCKEYE	175	56					
HS200814-D01-118-016	SOCKEYE	168	48					
HS200814-D01-118-017	SOCKEYE	172	54					
HS200814-D01-118-018	SOCKEYE	174	58					
HS200814-D01-118-019	SOCKEYE	169	48					
HS200814-D01-118-020	SOCKEYE	175	55					
HS200814-D01-118-021	SOCKEYE	196	69					
HS200814-D01-118-022	SOCKEYE	188	64					

Table 3. Biological data collected for each salmon caught on the CFV VIKING STORM survey to the Gulf of Alaska, 18/06/2008 - 05/07/2008.

Fish Number	Species	Fork Length (mm)	Whole Body Weight (g wet)	Sex	Stomach Content Weight (g wet)	CWT age	CWT	Fin Clip
HS200814-D01-118-023	SOCKEYE	182	60					
HS200814-D01-118-024	SOCKEYE	171	52					
HS200814-D01-118-025	SOCKEYE	178	56					
HS200814-D01-118-026	SOCKEYE	177	55					
HS200814-D01-118-027	SOCKEYE	198	81					
HS200814-D01-118-028	SOCKEYE	178	57					
HS200814-D01-118-029	SOCKEYE	169	46					
HS200814-D01-118-030	SOCKEYE	160	42					
HS200814-D01-118-031	SOCKEYE	194						
HS200814-D01-118-032	SOCKEYE	172						
HS200814-D01-118-033	SOCKEYE	171						
HS200814-D01-118-034	SOCKEYE	525	1610	F				
HS200814-D01-118-035	SOCKEYE	501	1300	F				
HS200814-D04-118-001	SOCKEYE	134	21					
HS200814-D04-118-002	SOCKEYE	501	1610	M				
HS200814-D04-118-003	SOCKEYE	670	3660					
HS200814-D05-118-001	SOCKEYE	187	62					
HS200814-D07-118-001	SOCKEYE	191	65					
HS200814-D07-118-002	SOCKEYE	479	1360					
HS200814-DE04-118-001	SOCKEYE	130	19					
HS200814-DE04-118-002	SOCKEYE	122	17					
HS200814-DE04-118-003	SOCKEYE	125	18					
HS200814-DT01-118-001	SOCKEYE	134	21					
HS200814-DT01-118-002	SOCKEYE	128	17					
HS200814-DT01-118-003	SOCKEYE	132	18					
HS200814-DT01-118-004	SOCKEYE	145	27					
HS200814-DT02-118-001	SOCKEYE	160	38					
HS200814-DT02-118-002	SOCKEYE	186	59					
HS200814-DT02-118-003	SOCKEYE	175	50					
HS200814-DT02-118-004	SOCKEYE	148	29					
HS200814-DT02-118-005	SOCKEYE	135	20					
HS200814-DT02-118-006	SOCKEYE	148	32					
HS200814-DT02-118-007	SOCKEYE	156	38					
HS200814-DT03-118-001	SOCKEYE	152	32					
HS200814-DT03-118-002	SOCKEYE	188	60					
HS200814-DT03-118-003	SOCKEYE	160	38					
HS200814-DT03-118-004	SOCKEYE	163	42					
HS200814-DT03-118-005	SOCKEYE	166	44					
HS200814-DT03-118-006	SOCKEYE	144	27					

Table 3. Biological data collected for each salmon caught on the CFV VIKING STORM survey to the Gulf of Alaska, 18/06/2008 - 05/07/2008.

Fish Number	Species	Fork Length (mm)	Whole Body Weight (g wet)	Sex	Stomach Content Weight (g wet)	CWT age	CWT	Fin Clip
HS200814-DT03-118-007	SOCKEYE	163	38					
HS200814-DT03-118-008	SOCKEYE	161	40					
HS200814-DT03-118-009	SOCKEYE	176	47				T180000	AD
HS200814-DT03-118-010	SOCKEYE	168	41					
HS200814-DT03-118-011	SOCKEYE	163	39					AD
HS200814-DT03-118-012	SOCKEYE	143	26					
HS200814-DT03-118-013	SOCKEYE	132	20					
HS200814-DT03-118-014	SOCKEYE	164	37					
HS200814-DT03-118-015	SOCKEYE	156	38					
HS200814-DT03-118-016	SOCKEYE	147	30					
HS200814-DT03-118-017	SOCKEYE	164	45					
HS200814-DT03-118-018	SOCKEYE	154	33					
HS200814-DT03-118-019	SOCKEYE	160	39					AD
HS200814-DT03-118-020	SOCKEYE	163	43					
HS200814-DT03-118-021	SOCKEYE	455	1060	M				
HS200814-DT04-118-001	SOCKEYE	174	56					
HS200814-DT04-118-002	SOCKEYE	194	70					
HS200814-DT04-118-003	SOCKEYE	190	72					
HS200814-DT04-118-004	SOCKEYE	175	53					
HS200814-DT04-118-005	SOCKEYE	148	31					
HS200814-DT04-118-006	SOCKEYE	162	42					
HS200814-DT04-118-007	SOCKEYE	152	34					
HS200814-DT04-118-008	SOCKEYE	193	68			1.0	T094629	AD
HS200814-DT04-118-009	SOCKEYE	169	46					
HS200814-DT04-118-010	SOCKEYE	173	50					
HS200814-DT04-118-011	SOCKEYE	541	1960	F				
HS200814-DT04-118-012	SOCKEYE	521	1840	M				
HS200814-DT05-118-001	SOCKEYE	170	48					
HS200814-DT05-118-002	SOCKEYE	187	57					
HS200814-DT05-118-003	SOCKEYE	176	55					
HS200814-DT05-118-004	SOCKEYE	201	79					
HS200814-DT05-118-005	SOCKEYE	157	39					
HS200814-DT06-118-001	SOCKEYE	180	53					
HS200814-DT06-118-002	SOCKEYE	183	55					
HS200814-DT06-118-003	SOCKEYE	181	59					
HS200814-DT06-118-004	SOCKEYE	153	34					
HS200814-DT06-118-005	SOCKEYE	171	54					
HS200814-DT06-118-006	SOCKEYE	190	69					
HS200814-DT06-118-007	SOCKEYE	174	54					



Table 3. Biological data collected for each salmon caught on the CFV VIKING STORM survey to the Gulf of Alaska, 18/06/2008 - 05/07/2008.

Fish Number	Species	Fork Length (mm)	Whole Body Weight (g wet)	Sex	Stomach Content Weight (g wet)	CWT age	CWT	Fin Clip
HS200814-DT06-118-008	SOCKEYE	183	58					
HS200814-DT06-118-009	SOCKEYE	166	44					
HS200814-DT07-118-001	SOCKEYE	193	73					
HS200814-DT07-118-002	SOCKEYE	203	81					
HS200814-DT07-118-003	SOCKEYE	175	49					
HS200814-DT07-118-004	SOCKEYE	189	66					
HS200814-DT07-118-005	SOCKEYE	208	89					
HS200814-DT07-118-006	SOCKEYE	171	46					
HS200814-DT07-118-007	SOCKEYE	510	1640	M				
HS200814-EP01-118-001	SOCKEYE	157	44					
HS200814-EP01-118-002	SOCKEYE	142	27					
HS200814-EP01-118-003	SOCKEYE	135	23					
HS200814-EP01-118-004	SOCKEYE	145	30					
HS200814-EP01-118-005	SOCKEYE	150	31					
HS200814-EP01-118-006	SOCKEYE	139	24					
HS200814-EP01-118-007	SOCKEYE	141	28					
HS200814-EP01-118-008	SOCKEYE	116	16					
HS200814-EP01-118-009	SOCKEYE	131	24					
HS200814-EP01-118-010	SOCKEYE	124	17					
HS200814-EP01-118-011	SOCKEYE	123	17					
HS200814-EP01-118-012	SOCKEYE	143	27					
HS200814-EP01-118-013	SOCKEYE	150	32					
HS200814-EP01-118-014	SOCKEYE	132	23					
HS200814-EP01-118-015	SOCKEYE	136	25					
HS200814-EP01-118-016	SOCKEYE	118	15					
HS200814-EP01-118-017	SOCKEYE	119	15					
HS200814-EP01-118-018	SOCKEYE	120	13					
HS200814-EP01-118-019	SOCKEYE	134	22					
HS200814-EP01-118-020	SOCKEYE	127	19					
HS200814-EP01-118-021	SOCKEYE	125	19					
HS200814-EP01-118-022	SOCKEYE	136	26					
HS200814-EP01-118-023	SOCKEYE	155	33					
HS200814-EP01-118-024	SOCKEYE	125	20					
HS200814-EP01-118-025	SOCKEYE	137	25					
HS200814-EP01-118-026	SOCKEYE	147	30					
HS200814-EP01-118-027	SOCKEYE	123	17					
HS200814-EP01-118-028	SOCKEYE	111	15					
HS200814-EP01-118-029	SOCKEYE	126	17					
HS200814-EP01-118-030	SOCKEYE	134	25					

Table 3. Biological data collected for each salmon caught on the CFV VIKING STORM survey to the Gulf of Alaska, 18/06/2008 - 05/07/2008.

Fish Number	Species	Fork Length (mm)	Whole Body Weight (g wet)	Sex	Stomach Content Weight (g wet)	CWT age	CWT	Fin Clip
HS200814-EP01-118-031	SOCKEYE	145						
HS200814-EP01-118-032	SOCKEYE	137						
HS200814-EP01-118-033	SOCKEYE	134						
HS200814-EP01-118-034	SOCKEYE	128						
HS200814-EP01-118-035	SOCKEYE	140						
HS200814-EP01-118-036	SOCKEYE	128						
HS200814-EP01-118-037	SOCKEYE	151						
HS200814-EP01-118-038	SOCKEYE	111						
HS200814-EP01-118-039	SOCKEYE	114						
HS200814-EP01-118-040	SOCKEYE	132						
HS200814-EP01-118-041	SOCKEYE	124						
HS200814-EP01-118-042	SOCKEYE	128						
HS200814-EP01-118-043	SOCKEYE	117						
HS200814-EP01-118-044	SOCKEYE	145						
HS200814-EP01-118-045	SOCKEYE	124						
HS200814-EP01-118-046	SOCKEYE	128						
HS200814-EP01-118-047	SOCKEYE	133						
HS200814-EP01-118-048	SOCKEYE	118						
HS200814-EP01-118-049	SOCKEYE	131						
HS200814-EP01-118-050	SOCKEYE	135						
HS200814-EP01-118-051	SOCKEYE	149						
HS200814-EP01-118-052	SOCKEYE	137						
HS200814-EP01-118-053	SOCKEYE	136						
HS200814-EP01-118-054	SOCKEYE	115						
HS200814-EP01-118-055	SOCKEYE	128						
HS200814-EP01-118-056	SOCKEYE	127						
HS200814-EP01-118-057	SOCKEYE	145						
HS200814-EP01-118-058	SOCKEYE	124						
HS200814-EP01-118-059	SOCKEYE	125						
HS200814-EP01-118-060	SOCKEYE	130						
HS200814-EP01-118-061	SOCKEYE	134						
HS200814-EP01-118-062	SOCKEYE	117						
HS200814-EP01-118-063	SOCKEYE	127						
HS200814-EP01-118-064	SOCKEYE	131						
HS200814-EP01-118-065	SOCKEYE	138						
HS200814-EP01-118-066	SOCKEYE	128						
HS200814-EP01-118-067	SOCKEYE	147						
HS200814-EP01-118-068	SOCKEYE	118						
HS200814-EP01-118-069	SOCKEYE	134						

Table 3. Biological data collected for each salmon caught on the CFV VIKING STORM survey to the Gulf of Alaska, 18/06/2008 - 05/07/2008.

Fish Number	Species	Fork Length (mm)	Whole Body Weight (g wet)	Sex	Stomach Content Weight (g wet)	CWT age	CWT	Fin Clip
HS200814-EP01-118-070	SOCKEYE	134						
HS200814-EP01-118-071	SOCKEYE	122						
HS200814-EP01-118-072	SOCKEYE	114						
HS200814-EP01-118-073	SOCKEYE	115						
HS200814-EP01-118-074	SOCKEYE	134						
HS200814-EP01-118-075	SOCKEYE	124						
HS200814-EP01-118-076	SOCKEYE	130						
HS200814-EP01-118-077	SOCKEYE	143						
HS200814-EP01-118-078	SOCKEYE	145						
HS200814-EP01-118-079	SOCKEYE	141						
HS200814-EP01-118-080	SOCKEYE	138						
HS200814-EP01-118-081	SOCKEYE	147						
HS200814-EP01-118-082	SOCKEYE	130						
HS200814-EP01-118-083	SOCKEYE	134						
HS200814-EP01-118-084	SOCKEYE	126						
HS200814-EP01-118-085	SOCKEYE	128						
HS200814-EP01-118-086	SOCKEYE	120						
HS200814-EP01-118-087	SOCKEYE	131						
HS200814-EP01-118-088	SOCKEYE	123						
HS200814-EP01-118-089	SOCKEYE	127						
HS200814-EP01-118-090	SOCKEYE	135						
HS200814-EP01-118-091	SOCKEYE	130						
HS200814-EP01-118-092	SOCKEYE	131						
HS200814-EP02-118-001	SOCKEYE	126	21					
HS200814-EP02-118-002	SOCKEYE	130	25					
HS200814-EP02-118-003	SOCKEYE	134	23					
HS200814-EP02-118-004	SOCKEYE	130	21					
HS200814-EP02-118-005	SOCKEYE	136	24					
HS200814-EP02-118-006	SOCKEYE	138	27					
HS200814-EP02-118-007	SOCKEYE	134	23					
HS200814-EP02-118-008	SOCKEYE	126	18					
HS200814-EP02-118-009	SOCKEYE	130	22					
HS200814-EP02-118-010	SOCKEYE	126	20					
HS200814-EP02-118-011	SOCKEYE	143	29					
HS200814-EP02-118-012	SOCKEYE	140	28					
HS200814-EP02-118-013	SOCKEYE	125	20					
HS200814-EP02-118-014	SOCKEYE	125	21					
HS200814-EP02-118-015	SOCKEYE	121	16					
HS200814-EP02-118-016	SOCKEYE	151	31					

Table 3. Biological data collected for each salmon caught on the CFV VIKING STORM survey to the Gulf of Alaska, 18/06/2008 - 05/07/2008.

Fish Number	Species	Fork Length (mm)	Whole Body Weight (g wet)	Sex	Stomach Content Weight (g wet)	CWT age	CWT	Fin Clip
HS200814-EP02-118-017	SOCKEYE	156	43					
HS200814-EP02-118-018	SOCKEYE	131	23					
HS200814-EP02-118-019	SOCKEYE	134	24					
HS200814-EP02-118-020	SOCKEYE	132	25					
HS200814-EP02-118-021	SOCKEYE	110	14					
HS200814-EP02-118-022	SOCKEYE	124	17					
HS200814-EP02-118-023	SOCKEYE	125	18					
HS200814-EP02-118-024	SOCKEYE	126	20					
HS200814-EP02-118-025	SOCKEYE	128	23					
HS200814-EP02-118-026	SOCKEYE	136	23					
HS200814-EP02-118-027	SOCKEYE	116	15					
HS200814-EP02-118-028	SOCKEYE	152	36					
HS200814-EP02-118-029	SOCKEYE	128	21					
HS200814-EP02-118-030	SOCKEYE	116	16					
HS200814-EP02-118-031	SOCKEYE	136						
HS200814-EP02-118-032	SOCKEYE	134						
HS200814-EP02-118-033	SOCKEYE	128						
HS200814-EP02-118-034	SOCKEYE	143						
HS200814-EP02-118-035	SOCKEYE	137						
HS200814-EP02-118-036	SOCKEYE	128						
HS200814-EP02-118-037	SOCKEYE	125						
HS200814-EP02-118-038	SOCKEYE	126						
HS200814-EP02-118-039	SOCKEYE	125						
HS200814-EP02-118-040	SOCKEYE	122						
HS200814-EP02-118-041	SOCKEYE	110						
HS200814-EP02-118-042	SOCKEYE	118						
HS200814-EP02-118-043	SOCKEYE	136						
HS200814-EP02-118-044	SOCKEYE	117						
HS200814-EP02-118-045	SOCKEYE	126						
HS200814-EP02-118-046	SOCKEYE	125						
HS200814-EP02-118-047	SOCKEYE	130						
HS200814-EP02-118-048	SOCKEYE	116						
HS200814-EP02-118-049	SOCKEYE	135						
HS200814-EP02-118-050	SOCKEYE	132						
HS200814-EP02-118-051	SOCKEYE	161						
HS200814-EP02-118-052	SOCKEYE	126						
HS200814-EP02-118-053	SOCKEYE	163						
HS200814-EP02-118-054	SOCKEYE	130						
HS200814-EP02-118-055	SOCKEYE	134						

Table 3. Biological data collected for each salmon caught on the CFV VIKING STORM survey to the Gulf of Alaska, 18/06/2008 - 05/07/2008.

Fish Number	Species	Fork Length (mm)	Whole Body Weight (g wet)	Sex	Stomach Content Weight (g wet)	CWT age	CWT	Fin Clip
HS200814-EP02-118-056	SOCKEYE	122						
HS200814-EP02-118-057	SOCKEYE	126						
HS200814-EP02-118-058	SOCKEYE	133						
HS200814-EP02-118-059	SOCKEYE	137						
HS200814-EP02-118-060	SOCKEYE	124						
HS200814-EP02-118-061	SOCKEYE	132						
HS200814-EP02-118-062	SOCKEYE	130						
HS200814-EP02-118-063	SOCKEYE	128						
HS200814-EP02-118-064	SOCKEYE	129						
HS200814-EP02-118-065	SOCKEYE	128						
HS200814-EP02-118-066	SOCKEYE	140						
HS200814-EP02-118-067	SOCKEYE	120						
HS200814-EP02-118-068	SOCKEYE	128						
HS200814-EP02-118-069	SOCKEYE	131						
HS200814-EP02-118-070	SOCKEYE	149						
HS200814-EP02-118-071	SOCKEYE	135						
HS200814-EP02-118-072	SOCKEYE	136						
HS200814-EP02-118-073	SOCKEYE	122						
HS200814-EP02-118-074	SOCKEYE	134						
HS200814-EP02-118-075	SOCKEYE	134						
HS200814-EP02-118-076	SOCKEYE	144						
HS200814-EP02-118-077	SOCKEYE	126						
HS200814-EP02-118-078	SOCKEYE	123						
HS200814-EP02-118-079	SOCKEYE	120						
HS200814-EP02-118-080	SOCKEYE	144						
HS200814-EP02-118-081	SOCKEYE	139						
HS200814-EP02-118-082	SOCKEYE	121						
HS200814-EP02-118-083	SOCKEYE	122						
HS200814-EP02-118-084	SOCKEYE	150						
HS200814-EP02-118-085	SOCKEYE	130						
HS200814-EP02-118-086	SOCKEYE	126						
HS200814-EP02-118-087	SOCKEYE	130						
HS200814-EP02-118-088	SOCKEYE	132						
HS200814-EP02-118-089	SOCKEYE	124						
HS200814-EP02-118-090	SOCKEYE	120						
HS200814-EP02-118-091	SOCKEYE	142						
HS200814-EP02-118-092	SOCKEYE	134						
HS200814-EP02-118-093	SOCKEYE	137						
HS200814-EP02-118-094	SOCKEYE	127						

Table 3. Biological data collected for each salmon caught on the CFV VIKING STORM survey to the Gulf of Alaska, 18/06/2008 - 05/07/2008.

Fish Number	Species	Fork Length (mm)	Whole Body Weight (g wet)	Sex	Stomach Content Weight (g wet)	CWT age	CWT	Fin Clip
HS200814-EP02-118-095	SOCKEYE	120						
HS200814-EP02-118-096	SOCKEYE	121						
HS200814-EP02-118-097	SOCKEYE	123						
HS200814-EP02-118-098	SOCKEYE	133						
HS200814-EP02-118-099	SOCKEYE	123						
HS200814-EP02-118-100	SOCKEYE	125						
HS200814-EP02-118-101	SOCKEYE	146						
HS200814-EP02-118-102	SOCKEYE	136						
HS200814-EP03-118-001	SOCKEYE	154	32					
HS200814-EP03-118-002	SOCKEYE	139	25					
HS200814-EP03-118-003	SOCKEYE	156	35					
HS200814-EP03-118-004	SOCKEYE	134	24					
HS200814-EP03-118-005	SOCKEYE	130	20					
HS200814-EP03-118-006	SOCKEYE	142	27					
HS200814-EP03-118-007	SOCKEYE	136	24					
HS200814-EP03-118-008	SOCKEYE	120	17					
HS200814-H02-118-001	SOCKEYE	129	18					
HS200814-H02-118-002	SOCKEYE	117	14					
HS200814-H02-118-003	SOCKEYE	115	13					
HS200814-H02-118-004	SOCKEYE	127	18					
HS200814-H02-118-005	SOCKEYE	165	43					
HS200814-H03-118-001	SOCKEYE	117	15					
HS200814-H03-118-002	SOCKEYE	123	16					
HS200814-H03-118-003	SOCKEYE	120	15					
HS200814-H04-118-001	SOCKEYE	108	10					
HS200814-H04-118-002	SOCKEYE	115	12					
HS200814-H04-118-003	SOCKEYE	116	12					
HS200814-H04-118-004	SOCKEYE	126	16					
HS200814-H04-118-005	SOCKEYE	115	13					
HS200814-H04-118-006	SOCKEYE	113	13					
HS200814-H04-118-007	SOCKEYE	121	14					
HS200814-H04-118-008	SOCKEYE	117	14					
HS200814-H04-118-009	SOCKEYE	115	13					
HS200814-H04-118-010	SOCKEYE	118	14					
HS200814-H04-118-011	SOCKEYE	130	18					
HS200814-H04-118-012	SOCKEYE	116	13					
HS200814-H04-118-013	SOCKEYE	117	12					
HS200814-H04-118-014	SOCKEYE	110	12					
HS200814-H04-118-015	SOCKEYE	116	14					

Table 3. Biological data collected for each salmon caught on the CFV VIKING STORM survey to the Gulf of Alaska, 18/06/2008 - 05/07/2008.

Fish Number	Species	Fork Length (mm)	Whole Body Weight (g wet)	Sex	Stomach Content Weight (g wet)	CWT age	CWT	Fin Clip
HS200814-H04-118-016	SOCKEYE	115	13					
HS200814-H04-118-017	SOCKEYE	120	15					
HS200814-H04-118-018	SOCKEYE	127	18					
HS200814-H07-118-001	SOCKEYE	139	25					
HS200814-H07-118-002	SOCKEYE	146	29					
HS200814-H07-118-003	SOCKEYE	137	22					
HS200814-H07-118-004	SOCKEYE	133	22					
HS200814-H07-118-005	SOCKEYE	139	27					
HS200814-H07-118-006	SOCKEYE	155	36					
HS200814-H07-118-007	SOCKEYE	149	29					
HS200814-H07-118-008	SOCKEYE	158	37					
HS200814-H07-118-009	SOCKEYE	155	34					
HS200814-H07-118-010	SOCKEYE	140	27					
HS200814-H07-118-011	SOCKEYE	155	34					
HS200814-H07-118-012	SOCKEYE	135	22					
HS200814-H07-118-013	SOCKEYE	148	31					
HS200814-H07-118-014	SOCKEYE	153	32					
HS200814-H07-118-015	SOCKEYE	143	26					
HS200814-H07-118-016	SOCKEYE	131	20					
HS200814-H07-118-017	SOCKEYE	143	31					
HS200814-H07-118-018	SOCKEYE	142	27					
HS200814-H07-118-019	SOCKEYE	141	29					
HS200814-H08-118-001	SOCKEYE	155	36					
HS200814-H08-118-002	SOCKEYE	169	51					
HS200814-H08-118-003	SOCKEYE	166	45					
HS200814-H08-118-004	SOCKEYE	160	37					
HS200814-H08-118-005	SOCKEYE	163	42					
HS200814-H08-118-006	SOCKEYE	155	34					
HS200814-H08-118-007	SOCKEYE	158	36					
HS200814-H08-118-008	SOCKEYE	162	41					
HS200814-H08-118-009	SOCKEYE	150	36					
HS200814-H08-118-010	SOCKEYE	160	38					
HS200814-H08-118-011	SOCKEYE	175	53					
HS200814-H08-118-012	SOCKEYE	163	41					
HS200814-H08-118-013	SOCKEYE	165	40					
HS200814-H08-118-014	SOCKEYE	163	42					
HS200814-H08-118-015	SOCKEYE	195	69					
HS200814-H08-118-016	SOCKEYE	130	19					
HS200814-H08-118-017	SOCKEYE	148	31					

Table 3. Biological data collected for each salmon caught on the CFV VIKING STORM survey to the Gulf of Alaska, 18/06/2008 - 05/07/2008.

Fish Number	Species	Fork Length (mm)	Whole Body Weight (g wet)	Sex	Stomach Content Weight (g wet)	CWT age	CWT	Fin Clip
HS200814-H08-118-018	SOCKEYE	160	39					
HS200814-H08-118-019	SOCKEYE	170	45					
HS200814-H08-118-020	SOCKEYE	170	46					
HS200814-H08-118-021	SOCKEYE	149	31					
HS200814-H08-118-022	SOCKEYE	160	39					
HS200814-H08-118-023	SOCKEYE	175	47					
HS200814-H08-118-024	SOCKEYE	166	45					
HS200814-H08-118-025	SOCKEYE	144	32					
HS200814-H08-118-026	SOCKEYE	169	48					
HS200814-H08-118-027	SOCKEYE	145	29					
HS200814-H08-118-028	SOCKEYE	162	43					
HS200814-H08-118-029	SOCKEYE	162	43					
HS200814-H08-118-030	SOCKEYE	152	34					
HS200814-H08-118-031	SOCKEYE	165						
HS200814-H08-118-032	SOCKEYE	170						
HS200814-H08-118-033	SOCKEYE	159						
HS200814-H08-118-034	SOCKEYE	177						
HS200814-H08-118-035	SOCKEYE	174						
HS200814-H08-118-036	SOCKEYE	165						
HS200814-H08-118-037	SOCKEYE	174						
HS200814-H08-118-038	SOCKEYE	175						
HS200814-H08-118-039	SOCKEYE	150						
HS200814-H08-118-040	SOCKEYE	115						
HS200814-H08-118-041	SOCKEYE	170						
HS200814-HS01-118-001	SOCKEYE	140	24					
HS200814-HS01-118-002	SOCKEYE	162	47					
HS200814-HS01-118-003	SOCKEYE	151	34					
HS200814-HS01-118-004	SOCKEYE	158	35					
HS200814-HS01-118-005	SOCKEYE	162	40					
HS200814-HS01-118-006	SOCKEYE	137	23					
HS200814-HS01-118-007	SOCKEYE	157	37					
HS200814-HS01-118-008	SOCKEYE	145	27					
HS200814-HS01-118-009	SOCKEYE	175	48					
HS200814-HS01-118-010	SOCKEYE	138	24					
HS200814-HS01-118-011	SOCKEYE	178	50					
HS200814-HS01-118-012	SOCKEYE	128	19					
HS200814-HS01-118-013	SOCKEYE	135	22					
HS200814-HS01-118-014	SOCKEYE	124	18					
HS200814-HS01-118-015	SOCKEYE	164	42					



Table 3. Biological data collected for each salmon caught on the CFV VIKING STORM survey to the Gulf of Alaska, 18/06/2008 - 05/07/2008.

Fish Number	Species	Fork Length (mm)	Whole Body Weight (g wet)	Sex	Stomach Content Weight (g wet)	CWT age	CWT	Fin Clip
HS200814-HS01-118-016	SOCKEYE	139	24					
HS200814-HS01-118-017	SOCKEYE	164	42					
HS200814-HS01-118-018	SOCKEYE	128	20					
HS200814-HS01-118-019	SOCKEYE	135	23					
HS200814-HS01-118-020	SOCKEYE	160	38					
HS200814-HS01-118-021	SOCKEYE	145	29					
HS200814-HS01-118-022	SOCKEYE	168	42					
HS200814-HS01-118-023	SOCKEYE	132	22					
HS200814-HS01-118-024	SOCKEYE	132	23					
HS200814-HS01-118-025	SOCKEYE	127	19					
HS200814-HS01-118-026	SOCKEYE	136	23					
HS200814-HS01-118-027	SOCKEYE	126	18					
HS200814-HS01-118-028	SOCKEYE	126	18					
HS200814-HS01-118-029	SOCKEYE	126	18					
HS200814-HS01-118-030	SOCKEYE	122	16					
HS200814-HS01-118-031	SOCKEYE	160						
HS200814-HS01-118-032	SOCKEYE	166						
HS200814-HS01-118-033	SOCKEYE	130						
HS200814-HS01-118-034	SOCKEYE	128						
HS200814-HS01-118-035	SOCKEYE	124						
HS200814-HS01-118-036	SOCKEYE	129						
HS200814-HS01-118-037	SOCKEYE	137						
HS200814-HS01-118-038	SOCKEYE	131						
HS200814-HS01-118-039	SOCKEYE	124						
HS200814-HS01-118-040	SOCKEYE	131						
HS200814-HS01-118-041	SOCKEYE	132						
HS200814-HS01-118-042	SOCKEYE	131						
HS200814-HS01-118-043	SOCKEYE	124						
HS200814-HS01-118-044	SOCKEYE	156						
HS200814-HS01-118-045	SOCKEYE	124						
HS200814-HS01-118-046	SOCKEYE	129						
HS200814-HS01-118-047	SOCKEYE	126						
HS200814-HS01-118-048	SOCKEYE	175						
HS200814-HS01-118-049	SOCKEYE	126						
HS200814-HS01-118-050	SOCKEYE	123						
HS200814-HS01-118-051	SOCKEYE	124						
HS200814-HS01-118-052	SOCKEYE	135						
HS200814-HS01-118-053	SOCKEYE	130						
HS200814-HS01-118-054	SOCKEYE	126						

Table 3. Biological data collected for each salmon caught on the CFV VIKING STORM survey to the Gulf of Alaska, 18/06/2008 - 05/07/2008.

Fish Number	Species	Fork Length (mm)	Whole Body Weight (g wet)	Sex	Stomach Content Weight (g wet)	CWT age	CWT	Fin Clip
HS200814-HS01-118-055	SOCKEYE	128						
HS200814-HS01-118-056	SOCKEYE	138						
HS200814-HS01-118-057	SOCKEYE	127						
HS200814-HS01-118-058	SOCKEYE	136						
HS200814-HS01-118-059	SOCKEYE	138						
HS200814-HS01-118-060	SOCKEYE	128						
HS200814-HS01-118-061	SOCKEYE	128						
HS200814-HS01-118-062	SOCKEYE	161						
HS200814-HS01-118-063	SOCKEYE	158						
HS200814-HS01-118-064	SOCKEYE	132						
HS200814-HS01-118-065	SOCKEYE	122						
HS200814-HS01-118-066	SOCKEYE	126						
HS200814-HS01-118-067	SOCKEYE	135						
HS200814-HS01-118-068	SOCKEYE	178						
HS200814-HS01-118-069	SOCKEYE	128						
HS200814-HS01-118-070	SOCKEYE	124						
HS200814-HS01-118-071	SOCKEYE	130						
HS200814-HS01-118-072	SOCKEYE	167						
HS200814-HS01-118-073	SOCKEYE	130						
HS200814-HS01-118-074	SOCKEYE	186						
HS200814-HS01-118-075	SOCKEYE	136						
HS200814-HS02-118-001	SOCKEYE	150	29					
HS200814-HS02-118-002	SOCKEYE	128	18					
HS200814-HS02-118-003	SOCKEYE	156	34					
HS200814-HS02-118-004	SOCKEYE	142	28					
HS200814-HS02-118-005	SOCKEYE	143	29					
HS200814-HS02-118-006	SOCKEYE	122	17					
HS200814-HS02-118-007	SOCKEYE	136	23					
HS200814-HS02-118-008	SOCKEYE	170	45					
HS200814-HS02-118-009	SOCKEYE	142	27					
HS200814-HS02-118-010	SOCKEYE	142	26					
HS200814-HS02-118-011	SOCKEYE	136	24					
HS200814-HS02-118-012	SOCKEYE	137	25					
HS200814-HS02-118-013	SOCKEYE	182	55					
HS200814-HS02-118-014	SOCKEYE	133	24					
HS200814-HS02-118-015	SOCKEYE	138	24					
HS200814-HS02-118-016	SOCKEYE	155	38					
HS200814-HS02-118-017	SOCKEYE	127	20					
HS200814-HS02-118-018	SOCKEYE	169	44					

Table 3. Biological data collected for each salmon caught on the CFV VIKING STORM survey to the Gulf of Alaska, 18/06/2008 - 05/07/2008.

Fish Number	Species	Fork Length (mm)	Whole Body Weight (g wet)	Sex	Stomach Content Weight (g wet)	CWT age	CWT	Fin Clip
HS200814-HS02-118-019	SOCKEYE	127	19					
HS200814-HS02-118-020	SOCKEYE	162	44					
HS200814-HS03-118-001	SOCKEYE	159	35					
HS200814-HS03-118-002	SOCKEYE	156	37					
HS200814-HS03-118-003	SOCKEYE	170	46					
HS200814-HS03-118-004	SOCKEYE	125	17					
HS200814-HS03-118-005	SOCKEYE	131	21					
HS200814-HS03-118-006	SOCKEYE	140	25					
HS200814-HS03-118-007	SOCKEYE	137	23					
HS200814-HS03-118-008	SOCKEYE	136	23					
HS200814-HS03-118-009	SOCKEYE	162	38					
HS200814-HS03-118-010	SOCKEYE	155	35					
HS200814-HS03-118-011	SOCKEYE	135	22					
HS200814-HS03-118-012	SOCKEYE	128	18					
HS200814-HS03-118-013	SOCKEYE	142	26					
HS200814-HS03-118-014	SOCKEYE	130	21					
HS200814-HS03-118-015	SOCKEYE	136	22					
HS200814-HS03-118-016	SOCKEYE	130	21					
HS200814-HS03-118-017	SOCKEYE	138	23					
HS200814-HS03-118-018	SOCKEYE	136	21					
HS200814-HS03-118-019	SOCKEYE	146	31					
HS200814-HS03-118-020	SOCKEYE	130	19					
HS200814-HS03-118-021	SOCKEYE	139	27					
HS200814-HS03-118-022	SOCKEYE	123	16					
HS200814-HS03-118-023	SOCKEYE	145	28					
HS200814-HS03-118-024	SOCKEYE	133	23					
HS200814-HS03-118-025	SOCKEYE	125	18					
HS200814-HS03-118-026	SOCKEYE	150	32					
HS200814-HS03-118-027	SOCKEYE	153	31					
HS200814-HS03-118-028	SOCKEYE	156	36					
HS200814-HS03-118-029	SOCKEYE	125	19					
HS200814-HS03-118-030	SOCKEYE	139	26					
HS200814-HS03-118-031	SOCKEYE	126						
HS200814-HS03-118-032	SOCKEYE	138						
HS200814-HS03-118-033	SOCKEYE	146						
HS200814-HS03-118-034	SOCKEYE	135						
HS200814-HS03-118-035	SOCKEYE	126						
HS200814-HS03-118-036	SOCKEYE	132						
HS200814-HS03-118-037	SOCKEYE	130						

Table 3. Biological data collected for each salmon caught on the CFV VIKING STORM survey to the Gulf of Alaska, 18/06/2008 - 05/07/2008.

Fish Number	Species	Fork Length (mm)	Whole Body Weight (g wet)	Sex	Stomach Content Weight (g wet)	CWT age	CWT	Fin Clip
HS200814-HS03-118-038	SOCKEYE	123						
HS200814-HS03-118-039	SOCKEYE	154						
HS200814-HS03-118-040	SOCKEYE	123						
HS200814-HS03-118-041	SOCKEYE	130						
HS200814-HS03-118-042	SOCKEYE	144						
HS200814-HS03-118-043	SOCKEYE	137						
HS200814-HS03-118-044	SOCKEYE	135						
HS200814-HS03-118-045	SOCKEYE	121						
HS200814-HS03-118-046	SOCKEYE	120						
HS200814-HS03-118-047	SOCKEYE	140						
HS200814-HS03-118-048	SOCKEYE	128						
HS200814-HS03-118-049	SOCKEYE	167						
HS200814-HS03-118-050	SOCKEYE	145						
HS200814-HS03-118-051	SOCKEYE	134						
HS200814-HS03-118-052	SOCKEYE	131						
HS200814-HS03-118-053	SOCKEYE	135						
HS200814-HS03-118-054	SOCKEYE	161						
HS200814-HS03-118-055	SOCKEYE	164						
HS200814-HS03-118-056	SOCKEYE	128						
HS200814-HS03-118-057	SOCKEYE	135						
HS200814-HS03-118-058	SOCKEYE	138						
HS200814-HS03-118-059	SOCKEYE	150						
HS200814-HS03-118-060	SOCKEYE	165						
HS200814-HS03-118-061	SOCKEYE	125						
HS200814-HS03-118-062	SOCKEYE	127						
HS200814-HS03-118-063	SOCKEYE	133						
HS200814-HS03-118-064	SOCKEYE	141						
HS200814-HS03-118-065	SOCKEYE	125						
HS200814-HS03-118-066	SOCKEYE	157						
HS200814-HS03-118-067	SOCKEYE	150						
HS200814-HS03-118-068	SOCKEYE	121						
HS200814-HS03-118-069	SOCKEYE	120						
HS200814-HS03-118-070	SOCKEYE	123						
HS200814-HS03-118-071	SOCKEYE	122						
HS200814-HS03-118-072	SOCKEYE	135						
HS200814-HS03-118-073	SOCKEYE	127						
HS200814-HS04-118-001	SOCKEYE	163	42					
HS200814-HS04-118-002	SOCKEYE	125	17					
HS200814-HS04-118-003	SOCKEYE	179	49					

Table 3. Biological data collected for each salmon caught on the CFV VIKING STORM survey to the Gulf of Alaska, 18/06/2008 - 05/07/2008.

Fish Number	Species	Fork Length (mm)	Whole Body Weight (g wet)	Sex	Stomach Content Weight (g wet)	CWT age	CWT	Fin Clip
HS200814-HS04-118-004	SOCKEYE	151	33					
HS200814-HS04-118-005	SOCKEYE	162	38					
HS200814-HS04-118-006	SOCKEYE	160	35					
HS200814-HS04-118-007	SOCKEYE	152	34					
HS200814-HS04-118-008	SOCKEYE	161	37					
HS200814-HS05-118-001	SOCKEYE	185	60					
HS200814-HS05-118-002	SOCKEYE	154	41					
HS200814-HS05-118-003	SOCKEYE	156	37					
HS200814-HS05-118-004	SOCKEYE	150	32					
HS200814-HS05-118-005	SOCKEYE	150	33					
HS200814-HS05-118-006	SOCKEYE	151	32					
HS200814-HS05-118-007	SOCKEYE	143	27					
HS200814-HS05-118-008	SOCKEYE	170	49					
HS200814-HS05-118-009	SOCKEYE	176	54					
HS200814-HS05-118-010	SOCKEYE	190	68					
HS200814-HS05-118-011	SOCKEYE	185	65					
HS200814-HS05-118-012	SOCKEYE	142	28					
HS200814-HS06-118-001	SOCKEYE	157	36					
HS200814-HS06-118-002	SOCKEYE	154	33					
HS200814-HS06-118-003	SOCKEYE	166	40					
HS200814-HS06-118-004	SOCKEYE	156	36					
HS200814-IVI01-118-001	SOCKEYE	106	10					
HS200814-IVI01-118-002	SOCKEYE	96	8					
HS200814-IVI01-118-003	SOCKEYE	102	9					
HS200814-IVI01-118-004	SOCKEYE	106	11					
HS200814-IVI01-118-005	SOCKEYE	91	7					
HS200814-IVI01-118-006	SOCKEYE	96	8					
HS200814-IVI01-118-007	SOCKEYE	100	9					
HS200814-IVI01-118-008	SOCKEYE	99	9					
HS200814-IVI01-118-009	SOCKEYE	101	10					
HS200814-IVI01-118-010	SOCKEYE	107	12					
HS200814-IVI01-118-011	SOCKEYE	104	10					
HS200814-IVI01-118-012	SOCKEYE	103	10					
HS200814-IVI01-118-013	SOCKEYE	101	9					
HS200814-IVI01-118-014	SOCKEYE	101	9					
HS200814-IVI01-118-015	SOCKEYE	102	9					
HS200814-IVI01-118-016	SOCKEYE	106	12					
HS200814-IVI01-118-017	SOCKEYE	98	9					
HS200814-IVI01-118-018	SOCKEYE	91	6					

Table 3. Biological data collected for each salmon caught on the CFV VIKING STORM survey to the Gulf of Alaska, 18/06/2008 - 05/07/2008.

Fish Number	Species	Fork Length (mm)	Whole Body Weight (g wet)	Sex	Stomach Content Weight (g wet)	CWT age	CWT	Fin Clip
HS200814-IVI01-118-019	SOCKEYE	90	8					
HS200814-IVI01-118-020	SOCKEYE	93	8					
HS200814-IVI01-118-021	SOCKEYE	111	14					
HS200814-IVI01-118-022	SOCKEYE	104	11					
HS200814-IVI01-118-023	SOCKEYE	96	9					
HS200814-IVI01-118-024	SOCKEYE	102	10					
HS200814-IVI01-118-025	SOCKEYE	110	13					
HS200814-IVI01-118-026	SOCKEYE	116	15					
HS200814-IVI01-118-027	SOCKEYE	95	8					
HS200814-IVI01-118-028	SOCKEYE	104	11					
HS200814-IVI01-118-029	SOCKEYE	81	5					
HS200814-IVI04-118-001	SOCKEYE	493	1400	F				
HS200814-JF01-118-001	SOCKEYE	114	14					
HS200814-JF01-118-002	SOCKEYE	111	12					
HS200814-JF01-118-003	SOCKEYE	108	12					
HS200814-JF01-118-004	SOCKEYE	108	12					
HS200814-JF01-118-005	SOCKEYE	110	13					
HS200814-JF01-118-006	SOCKEYE	110	13					
HS200814-JF01-118-007	SOCKEYE	108	13					
HS200814-JF01-118-008	SOCKEYE	120	17					
HS200814-JF03-118-001	SOCKEYE	112	15					
HS200814-JF03-118-002	SOCKEYE	138	27					
HS200814-JF06-118-001	SOCKEYE	141	27					
HS200814-JF06-118-002	SOCKEYE	107	11					
HS200814-QCI03-118-001	SOCKEYE	163	41					
HS200814-QCI03-118-002	SOCKEYE	172	49					
HS200814-QCI03-118-003	SOCKEYE	165	42					
HS200814-QCI03-118-004	SOCKEYE	200	74					
HS200814-QCI07-118-001	SOCKEYE	176	51					
HS200814-QCI12-118-001	SOCKEYE	174	54					
HS200814-QCI12-118-002	SOCKEYE	182	51					
HS200814-QCI12-118-003	SOCKEYE	195	74					
HS200814-QCI12-118-004	SOCKEYE	186	66					
HS200814-QCI12-118-005	SOCKEYE	187	63					
HS200814-QCI12-118-006	SOCKEYE	182	59					
HS200814-QCI12-118-007	SOCKEYE	168	45					
HS200814-QCI12-118-008	SOCKEYE	174	51					
HS200814-QCI12-118-009	SOCKEYE	178	54					
HS200814-QCI12-118-010	SOCKEYE	206	85					

Table 3. Biological data collected for each salmon caught on the CFV VIKING STORM survey to the Gulf of Alaska, 18/06/2008 - 05/07/2008.

Fish Number	Species	Fork Length (mm)	Whole Body Weight (g wet)	Sex	Stomach Content Weight (g wet)	CWT age	CWT	Fin Clip
HS200814-QCI12-118-011	SOCKEYE	191	65					
HS200814-QCI12-118-012	SOCKEYE	174	51					
HS200814-QCI12-118-013	SOCKEYE	163	39					
HS200814-QCI12-118-014	SOCKEYE	164	41					
HS200814-QCI12-118-015	SOCKEYE	168	47					
HS200814-QCI12-118-016	SOCKEYE	185	64					
HS200814-QCI12-118-017	SOCKEYE	167	47					
HS200814-QCI12-118-018	SOCKEYE	160	43					
HS200814-QCI12-118-019	SOCKEYE	179	59					
HS200814-QCI13-118-001	SOCKEYE	163	43					
HS200814-QCI13-118-002	SOCKEYE	188	64					
HS200814-QCI13-118-003	SOCKEYE	181	57					
HS200814-QCI15-118-001	SOCKEYE	136	22					
HS200814-QCI15-118-002	SOCKEYE	154	40					
HS200814-QCI15-118-003	SOCKEYE	137	23					
HS200814-QCI15-118-004	SOCKEYE	144	29					
HS200814-QCI15-118-005	SOCKEYE	145	30					
HS200814-QCI15-118-006	SOCKEYE	151	35					
HS200814-QCI15-118-007	SOCKEYE	145	33					
HS200814-QCI15-118-008	SOCKEYE	158	36					
HS200814-QCI15-118-009	SOCKEYE	154	33					
HS200814-QCI15-118-010	SOCKEYE	162	40					
HS200814-QCI15-118-011	SOCKEYE	160	40					
HS200814-QCI15-118-012	SOCKEYE	149	35					
HS200814-QCI15-118-013	SOCKEYE	127	18					
HS200814-QCI15-118-014	SOCKEYE	155	35					
HS200814-QCI15-118-015	SOCKEYE	135	23					
HS200814-QCI15-118-016	SOCKEYE	145	29					
HS200814-QCI15-118-017	SOCKEYE	135	23					
HS200814-QCI15-118-018	SOCKEYE	154	35					
HS200814-QCI15-118-019	SOCKEYE	135	23					
HS200814-QCI15-118-020	SOCKEYE	167	43					
HS200814-QCI15-118-021	SOCKEYE	123	16					
HS200814-QCI15-118-022	SOCKEYE	132	21					
HS200814-QCI15-118-023	SOCKEYE	155	34					
HS200814-QCI15-118-024	SOCKEYE	136	23					
HS200814-QCI15-118-025	SOCKEYE	134	22					
HS200814-QCI15-118-026	SOCKEYE	168	47					
HS200814-QCI15-118-027	SOCKEYE	160	40					

Table 3. Biological data collected for each salmon caught on the CFV VIKING STORM survey to the Gulf of Alaska, 18/06/2008 - 05/07/2008.

Fish Number	Species	Fork Length (mm)	Whole Body Weight (g wet)	Sex	Stomach Content Weight (g wet)	CWT age	CWT	Fin Clip
HS200814-QCI15-118-028	SOCKEYE	172	47					
HS200814-QCI15-118-029	SOCKEYE	175	55					
HS200814-QCI15-118-030	SOCKEYE	135	23					
HS200814-QCI15-118-031	SOCKEYE	130						
HS200814-QCI15-118-032	SOCKEYE	139						
HS200814-QCI15-118-033	SOCKEYE	140						
HS200814-QCI15-118-034	SOCKEYE	140						
HS200814-QCI15-118-035	SOCKEYE	132						
HS200814-QCI15-118-036	SOCKEYE	142						
HS200814-QCI15-118-037	SOCKEYE	136						
HS200814-QCI15-118-038	SOCKEYE	130						
HS200814-QCI15-118-039	SOCKEYE	152						
HS200814-QCI15-118-040	SOCKEYE	128						
HS200814-QCI15-118-041	SOCKEYE	130						
HS200814-QCI15-118-042	SOCKEYE	138						
HS200814-QCI15-118-043	SOCKEYE	125						
HS200814-QCI15-118-044	SOCKEYE	138						
HS200814-QCI15-118-045	SOCKEYE	137						
HS200814-QCI15-118-046	SOCKEYE	135						
HS200814-QCI15-118-047	SOCKEYE	150						
HS200814-QCI15-118-048	SOCKEYE	140						
HS200814-QCI15-118-049	SOCKEYE	139						
HS200814-QCI15-118-050	SOCKEYE	145						
HS200814-QCI15-118-051	SOCKEYE	128						
HS200814-QCI15-118-052	SOCKEYE	154						
HS200814-QCI15-118-053	SOCKEYE	121						
HS200814-QCI15-118-054	SOCKEYE	125						
HS200814-QCI15-118-055	SOCKEYE	165						
HS200814-QCI15-118-056	SOCKEYE	154						
HS200814-QCI15-118-057	SOCKEYE	153						
HS200814-QCI15-118-058	SOCKEYE	137						
HS200814-QCI15-118-059	SOCKEYE	135						
HS200814-QCI15-118-060	SOCKEYE	135						
HS200814-QCI15-118-061	SOCKEYE	129						
HS200814-QCI15-118-062	SOCKEYE	142						
HS200814-QCI15-118-063	SOCKEYE	173						
HS200814-QCI15-118-064	SOCKEYE	152						
HS200814-QCI15-118-065	SOCKEYE	152						
HS200814-QCI15-118-066	SOCKEYE	151						



Table 3. Biological data collected for each salmon caught on the CFV VIKING STORM survey to the Gulf of Alaska, 18/06/2008 - 05/07/2008.

Fish Number	Species	Fork Length (mm)	Whole Body Weight (g wet)	Sex	Stomach Content Weight (g wet)	CWT age	CWT	Fin Clip
HS200814-QCI15-118-067	SOCKEYE	130						
HS200814-QCI15-118-068	SOCKEYE	168						
HS200814-QCI15-118-069	SOCKEYE	126						
HS200814-QCI15-118-070	SOCKEYE	141						
HS200814-QCI15-118-071	SOCKEYE	126						
HS200814-QCI15-118-072	SOCKEYE	154						
HS200814-QCI15-118-073	SOCKEYE	134						
HS200814-QCI15-118-074	SOCKEYE	134						
HS200814-QCI15-118-075	SOCKEYE	146						
HS200814-QCI15-118-076	SOCKEYE	150						
HS200814-QCI15-118-077	SOCKEYE	130						
HS200814-QCI15-118-078	SOCKEYE	159						
HS200814-QCI15-118-079	SOCKEYE	135						
HS200814-QCI15-118-080	SOCKEYE	144						
HS200814-QCI15-118-081	SOCKEYE	135						
HS200814-QCI15-118-082	SOCKEYE	127						
HS200814-QCI15-118-083	SOCKEYE	125						
HS200814-QCI15-118-084	SOCKEYE	141						
HS200814-QCI15-118-085	SOCKEYE	133						
HS200814-QCI15-118-086	SOCKEYE	130						
HS200814-QCI15-118-087	SOCKEYE	136						
HS200814-QCI15-118-088	SOCKEYE	130						
HS200814-QCI15-118-089	SOCKEYE	140						
HS200814-QCI15-118-090	SOCKEYE	161						
HS200814-QCI15-118-091	SOCKEYE	140						
HS200814-QCI15-118-092	SOCKEYE	121						
HS200814-QCI15-118-093	SOCKEYE	133						
HS200814-QCI15-118-094	SOCKEYE	155						
HS200814-QCI15-118-095	SOCKEYE	479	1340	M				
HS200814-QCI16-118-001	SOCKEYE	136	24					
HS200814-QCI16-118-002	SOCKEYE	140	24					
HS200814-QCI17-118-001	SOCKEYE	128	20					
HS200814-QCI17-118-002	SOCKEYE	132	20					
HS200814-QCI17-118-003	SOCKEYE	142	28					
HS200814-QCI17-118-004	SOCKEYE	132	20					
HS200814-QCI17-118-005	SOCKEYE	143	28					
HS200814-QCI17-118-006	SOCKEYE	139	24					
HS200814-QCI17-118-007	SOCKEYE	140	27					
HS200814-QCI17-118-008	SOCKEYE	136	23					

Table 3. Biological data collected for each salmon caught on the CFV VIKING STORM survey to the Gulf of Alaska, 18/06/2008 - 05/07/2008.

Fish Number	Species	Fork Length (mm)	Whole Body Weight (g wet)	Sex	Stomach Content Weight (g wet)	CWT age	CWT	Fin Clip
HS200814-QCI17-118-009	SOCKEYE	138	24					
HS200814-QCI17-118-010	SOCKEYE	146	29					
HS200814-QCI17-118-011	SOCKEYE	131	22					
HS200814-QCI17-118-012	SOCKEYE	125	16					
HS200814-QCI17-118-013	SOCKEYE	140	26					
HS200814-QCI17-118-014	SOCKEYE	150	28					
HS200814-QCI18-118-001	SOCKEYE	135	20					
HS200814-QCI18-118-002	SOCKEYE	140	26					
HS200814-QCI18-118-003	SOCKEYE	138	25					
HS200814-QCI18-118-004	SOCKEYE	130	21					
HS200814-QCI18-118-005	SOCKEYE	133	20					
HS200814-QCI18-118-006	SOCKEYE	130	22					
HS200814-QCI18-118-007	SOCKEYE	130	21					
HS200814-QCI18-118-008	SOCKEYE	139	25					
HS200814-QCI18-118-009	SOCKEYE	150	29					
HS200814-QCI18-118-010	SOCKEYE	132	22					
HS200814-QCI18-118-011	SOCKEYE	127	19					
HS200814-QCI18-118-012	SOCKEYE	132	21					
HS200814-QCI18-118-013	SOCKEYE	140	28					
HS200814-QCI18-118-014	SOCKEYE	130	21					
HS200814-QCI18-118-015	SOCKEYE	135	24					
HS200814-QCI18-118-016	SOCKEYE	123	17					
HS200814-QCI18-118-017	SOCKEYE	127	18					
HS200814-QCI18-118-018	SOCKEYE	164	39					
HS200814-QCI18-118-019	SOCKEYE	127	17					
HS200814-QCI18-118-020	SOCKEYE	127	18					
HS200814-QCI18-118-021	SOCKEYE	124	18					
HS200814-QCI18-118-022	SOCKEYE	128	20					
HS200814-QCI18-118-023	SOCKEYE	133	22					
HS200814-QCI18-118-024	SOCKEYE	127	19					
HS200814-QCI18-118-025	SOCKEYE	125	18					
HS200814-QCI18-118-026	SOCKEYE	133	22					
HS200814-QCI18-118-027	SOCKEYE	125	18					
HS200814-QCI18-118-028	SOCKEYE	124	17					
HS200814-QCI18-118-029	SOCKEYE	143	28					
HS200814-QCI18-118-030	SOCKEYE	131	19					
HS200814-QCI18-118-031	SOCKEYE	130						
HS200814-QCI18-118-032	SOCKEYE	136						
HS200814-QCI18-118-033	SOCKEYE	134						

Table 3. Biological data collected for each salmon caught on the CFV VIKING STORM survey to the Gulf of Alaska, 18/06/2008 - 05/07/2008.

Fish Number	Species	Fork Length (mm)	Whole Body Weight (g wet)	Sex	Stomach Content Weight (g wet)	CWT age	CWT	Fin Clip
HS200814-QCI19-118-001	SOCKEYE	128	19					
HS200814-QCI19-118-002	SOCKEYE	132	20					
HS200814-QCI20-118-001	SOCKEYE	129	18					
HS200814-QCI22-118-001	SOCKEYE	126	16					
HS200814-QCI22-118-002	SOCKEYE	145	27					
HS200814-QCI22-118-003	SOCKEYE	129	19					
HS200814-QCI22-118-004	SOCKEYE	131	19					
HS200814-QCSD01-118-001	SOCKEYE	184	61					
HS200814-QCSD01-118-002	SOCKEYE	168	46					
HS200814-QCSD01-118-003	SOCKEYE	132	21					
HS200814-QCSD01-118-004	SOCKEYE	147	29					
HS200814-T01-118-001	SOCKEYE	112	12					
HS200814-T01-118-002	SOCKEYE	105	10					
HS200814-T01-118-003	SOCKEYE	110	10					
HS200814-T01-118-004	SOCKEYE	113	14					
HS200814-T01-118-005	SOCKEYE	117	12					
HS200814-T01-118-006	SOCKEYE	113	12					
HS200814-T01-118-007	SOCKEYE	145	26					
HS200814-T01-118-008	SOCKEYE	108	10					
HS200814-T01-118-009	SOCKEYE	108	11					
HS200814-T01-118-010	SOCKEYE	106	9					
HS200814-T01-118-011	SOCKEYE	110	12					
HS200814-T01-118-012	SOCKEYE	113	10					
HS200814-T01-118-013	SOCKEYE	110	11					
HS200814-T01-118-014	SOCKEYE	113	12					
HS200814-T01-118-015	SOCKEYE	113	13					
HS200814-T01-118-016	SOCKEYE	118	14					
HS200814-T01-118-017	SOCKEYE	111	13					
HS200814-T01-118-018	SOCKEYE	110	11					
HS200814-T01-118-019	SOCKEYE	108	11					
HS200814-T01-118-020	SOCKEYE	110	9					
HS200814-T01-118-021	SOCKEYE	116	13					
HS200814-T01-118-022	SOCKEYE	110	11					
HS200814-T01-118-023	SOCKEYE	102	9					
HS200814-T01-118-024	SOCKEYE	112	11					
HS200814-T01-118-025	SOCKEYE	105	10					
HS200814-T01-118-026	SOCKEYE	111	11					
HS200814-T01-118-027	SOCKEYE	111	12					
HS200814-T01-118-028	SOCKEYE	108	12					

Table 3. Biological data collected for each salmon caught on the CFV VIKING STORM survey to the Gulf of Alaska, 18/06/2008 - 05/07/2008.

Fish Number	Species	Fork Length (mm)	Whole Body Weight (g wet)	Sex	Stomach Content Weight (g wet)	CWT age	CWT	Fin Clip
HS200814-T01-118-029	SOCKEYE	101	13					
HS200814-T01-118-030	SOCKEYE	108	9					
HS200814-T01-118-031	SOCKEYE	112						
HS200814-T01-118-032	SOCKEYE	110						
HS200814-T01-118-033	SOCKEYE	113						
HS200814-T01-118-034	SOCKEYE	114						
HS200814-T01-118-035	SOCKEYE	111						
HS200814-T01-118-036	SOCKEYE	105						
HS200814-T01-118-037	SOCKEYE	106						
HS200814-T01-118-038	SOCKEYE	119						
HS200814-T01-118-039	SOCKEYE	108						
HS200814-T01-118-040	SOCKEYE	105						
HS200814-T01-118-041	SOCKEYE	101						
HS200814-T01-118-042	SOCKEYE	112						
HS200814-T01-118-043	SOCKEYE	112						
HS200814-T01-118-044	SOCKEYE	106						
HS200814-T01-118-045	SOCKEYE	112						
HS200814-T01-118-046	SOCKEYE	107						
HS200814-T01-118-047	SOCKEYE	106						
HS200814-T01-118-048	SOCKEYE	111						
HS200814-T01-118-049	SOCKEYE	109						
HS200814-T01-118-050	SOCKEYE	106						
HS200814-T01-118-051	SOCKEYE	103						
HS200814-T01-118-052	SOCKEYE	96						
HS200814-T01-118-053	SOCKEYE	107						
HS200814-T01-118-054	SOCKEYE	105						
HS200814-T01-118-055	SOCKEYE	111						
HS200814-T01-118-056	SOCKEYE	105						
HS200814-T01-118-057	SOCKEYE	106						
HS200814-T01-118-058	SOCKEYE	106						
HS200814-T01-118-059	SOCKEYE	120						
HS200814-T01-118-060	SOCKEYE	106						
HS200814-T01-118-061	SOCKEYE	107						
HS200814-T01-118-062	SOCKEYE	105						
HS200814-T01-118-063	SOCKEYE	111						
HS200814-T01-118-064	SOCKEYE	116						
HS200814-T01-118-065	SOCKEYE	109						
HS200814-T01-118-066	SOCKEYE	121						
HS200814-T01-118-067	SOCKEYE	112						

Table 3. Biological data collected for each salmon caught on the CFV VIKING STORM survey to the Gulf of Alaska, 18/06/2008 - 05/07/2008.

Fish Number	Species	Fork Length (mm)	Whole Body Weight (g wet)	Sex	Stomach Content Weight (g wet)	CWT age	CWT	Fin Clip
HS200814-T01-118-068	SOCKEYE	109						
HS200814-T01-118-069	SOCKEYE	106						
HS200814-T01-118-070	SOCKEYE	102						
HS200814-T01-118-071	SOCKEYE	104						
HS200814-T01-118-072	SOCKEYE	101						
HS200814-T01-118-073	SOCKEYE	108						
HS200814-T01-118-074	SOCKEYE	113						
HS200814-T01-118-075	SOCKEYE	110						
HS200814-T01-118-076	SOCKEYE	109						
HS200814-T01-118-077	SOCKEYE	104						
HS200814-T01-118-078	SOCKEYE	106						
HS200814-T01-118-079	SOCKEYE	110						
HS200814-T01-118-080	SOCKEYE	115						
HS200814-T01-118-081	SOCKEYE	106						
HS200814-T01-118-082	SOCKEYE	113						
HS200814-T01-118-083	SOCKEYE	107						
HS200814-T01-118-084	SOCKEYE	116						
HS200814-T01-118-085	SOCKEYE	111						
HS200814-T01-118-086	SOCKEYE	106						
HS200814-T01-118-087	SOCKEYE	110						
HS200814-T01-118-088	SOCKEYE	109						
HS200814-T01-118-089	SOCKEYE	107						
HS200814-T01-118-090	SOCKEYE	109						
HS200814-T01-118-091	SOCKEYE	113						
HS200814-T01-118-092	SOCKEYE	105						
HS200814-T01-118-093	SOCKEYE	108						
HS200814-T01-118-094	SOCKEYE	110						
HS200814-T01-118-095	SOCKEYE	105						
HS200814-T01-118-096	SOCKEYE	106						
HS200814-T01-118-097	SOCKEYE	110						
HS200814-T01-118-098	SOCKEYE	107						
HS200814-T01-118-099	SOCKEYE	109						
HS200814-T01-118-100	SOCKEYE	111						
HS200814-T01-118-101	SOCKEYE	112						
HS200814-T01-118-102	SOCKEYE	103						
HS200814-T01-118-103	SOCKEYE	103						
HS200814-T01-118-104	SOCKEYE	105						
HS200814-T01-118-105	SOCKEYE	120						
HS200814-T01-118-106	SOCKEYE	113						

Table 3. Biological data collected for each salmon caught on the CFV VIKING STORM survey to the Gulf of Alaska, 18/06/2008 - 05/07/2008.

Fish Number	Species	Fork Length (mm)	Whole Body Weight (g wet)	Sex	Stomach Content Weight (g wet)	CWT age	CWT	Fin Clip
HS200814-T01-118-107	SOCKEYE	110						
HS200814-T01-118-108	SOCKEYE	110						
HS200814-T01-118-109	SOCKEYE	110						
HS200814-T01-118-110	SOCKEYE	107						
HS200814-T01-118-111	SOCKEYE	111						
HS200814-T01-118-112	SOCKEYE	128						
HS200814-T01-118-113	SOCKEYE	110						
HS200814-T01-118-114	SOCKEYE	112						
HS200814-T01-118-115	SOCKEYE	107						
HS200814-T01-118-116	SOCKEYE	107						
HS200814-T01-118-117	SOCKEYE	108						
HS200814-T01-118-118	SOCKEYE	109						
HS200814-T01-118-119	SOCKEYE	108						
HS200814-T01-118-120	SOCKEYE	111						
HS200814-T01-118-121	SOCKEYE	114						
HS200814-T01-118-122	SOCKEYE	120						
HS200814-T01-118-123	SOCKEYE	107						
HS200814-T01-118-124	SOCKEYE	106						
HS200814-T01-118-125	SOCKEYE	106						
HS200814-T01-118-126	SOCKEYE	106						
HS200814-T01-118-127	SOCKEYE	101						
HS200814-T01-118-128	SOCKEYE	105						
HS200814-T01-118-129	SOCKEYE	109						
HS200814-T01-118-130	SOCKEYE	113						
HS200814-T02-118-001	SOCKEYE	125	18					
HS200814-T02-118-002	SOCKEYE	115	13					
HS200814-T02-118-003	SOCKEYE	106	8					
HS200814-T02-118-004	SOCKEYE	130	16					
HS200814-T02-118-005	SOCKEYE	110	10					
HS200814-T02-118-006	SOCKEYE	129	19					
HS200814-T02-118-007	SOCKEYE	109	10					
HS200814-T02-118-008	SOCKEYE	110	10					
HS200814-T02-118-009	SOCKEYE	111	11					
HS200814-T02-118-010	SOCKEYE	105	10					
HS200814-T02-118-011	SOCKEYE	111	10					
HS200814-T02-118-012	SOCKEYE	105	9					
HS200814-T02-118-013	SOCKEYE	123	15					
HS200814-T02-118-014	SOCKEYE	110	10					
HS200814-T02-118-015	SOCKEYE	109	11					

Table 3. Biological data collected for each salmon caught on the CFV VIKING STORM survey to the Gulf of Alaska, 18/06/2008 - 05/07/2008.

Fish Number	Species	Fork Length (mm)	Whole Body Weight (g wet)	Sex	Stomach Content Weight (g wet)	CWT age	CWT	Fin Clip
HS200814-T02-118-016	SOCKEYE	117	13					
HS200814-T02-118-017	SOCKEYE	122	14					
HS200814-T02-118-018	SOCKEYE	110	10					
HS200814-T02-118-019	SOCKEYE	124	16					
HS200814-T02-118-020	SOCKEYE	108	9					
HS200814-T02-118-021	SOCKEYE	108	9					
HS200814-T02-118-022	SOCKEYE	108	10					
HS200814-T02-118-023	SOCKEYE	100	7					
HS200814-T02-118-024	SOCKEYE	105	8					
HS200814-T02-118-025	SOCKEYE	109	10					
HS200814-T02-118-026	SOCKEYE	104	9					
HS200814-T02-118-027	SOCKEYE	107	9					
HS200814-T02-118-028	SOCKEYE	104	8					
HS200814-T02-118-029	SOCKEYE	120	14					
HS200814-T02-118-030	SOCKEYE	109	11					
HS200814-T02-118-031	SOCKEYE	107						
HS200814-T02-118-032	SOCKEYE	108						
HS200814-T02-118-033	SOCKEYE	125						
HS200814-T02-118-034	SOCKEYE	108						
HS200814-T02-118-035	SOCKEYE	107						
HS200814-T02-118-036	SOCKEYE	120						
HS200814-T02-118-037	SOCKEYE	104						
HS200814-T02-118-038	SOCKEYE	106						
HS200814-T02-118-039	SOCKEYE	105						
HS200814-T02-118-040	SOCKEYE	111						
HS200814-T02-118-041	SOCKEYE	115						
HS200814-T02-118-042	SOCKEYE	103						
HS200814-T02-118-043	SOCKEYE	113						
HS200814-T02-118-044	SOCKEYE	114						
HS200814-T02-118-045	SOCKEYE	116						
HS200814-T02-118-046	SOCKEYE	105						
HS200814-T02-118-047	SOCKEYE	113						
HS200814-T02-118-048	SOCKEYE	108						
HS200814-T02-118-049	SOCKEYE	113						
HS200814-T02-118-050	SOCKEYE	114						
HS200814-T02-118-051	SOCKEYE	109						
HS200814-T02-118-052	SOCKEYE	108						
HS200814-T02-118-053	SOCKEYE	112						
HS200814-T02-118-054	SOCKEYE	102						

Table 3. Biological data collected for each salmon caught on the CFV VIKING STORM survey to the Gulf of Alaska, 18/06/2008 - 05/07/2008.

Fish Number	Species	Fork Length (mm)	Whole Body Weight (g wet)	Sex	Stomach Content Weight (g wet)	CWT age	CWT	Fin Clip
HS200814-T02-118-055	SOCKEYE	108						
HS200814-T02-118-056	SOCKEYE	107						
HS200814-T02-118-057	SOCKEYE	116						
HS200814-T02-118-058	SOCKEYE	113						
HS200814-T02-118-059	SOCKEYE	108						
HS200814-T02-118-060	SOCKEYE	106						
HS200814-T02-118-061	SOCKEYE	107						
HS200814-T02-118-062	SOCKEYE	115						
HS200814-T02-118-063	SOCKEYE	114						
HS200814-T02-118-064	SOCKEYE	105						
HS200814-T02-118-065	SOCKEYE	111						
HS200814-T02-118-066	SOCKEYE	104						
HS200814-T02-118-067	SOCKEYE	102						
HS200814-T02-118-068	SOCKEYE	118						
HS200814-T02-118-069	SOCKEYE	112						
HS200814-T02-118-070	SOCKEYE	108						
HS200814-T02-118-071	SOCKEYE	122						
HS200814-T02-118-072	SOCKEYE	109						
HS200814-T02-118-073	SOCKEYE	108						
HS200814-T02-118-074	SOCKEYE	105						
HS200814-T02-118-075	SOCKEYE	154						
HS200814-T02-118-076	SOCKEYE	108						
HS200814-T02-118-077	SOCKEYE	110						
HS200814-T02-118-078	SOCKEYE	107						
HS200814-T02-118-079	SOCKEYE	132						
HS200814-T02-118-080	SOCKEYE	105						
HS200814-T02-118-081	SOCKEYE	111						
HS200814-T02-118-082	SOCKEYE	105						
HS200814-T02-118-083	SOCKEYE	112						
HS200814-T02-118-084	SOCKEYE	110						
HS200814-T02-118-085	SOCKEYE	123						
HS200814-T02-118-086	SOCKEYE	107						
HS200814-T02-118-087	SOCKEYE	112						
HS200814-T02-118-088	SOCKEYE	110						
HS200814-T02-118-089	SOCKEYE	106						
HS200814-T02-118-090	SOCKEYE	111						
HS200814-T02-118-091	SOCKEYE	119						
HS200814-T02-118-092	SOCKEYE	118						
HS200814-T02-118-093	SOCKEYE	118						



Table 3. Biological data collected for each salmon caught on the CFV VIKING STORM survey to the Gulf of Alaska, 18/06/2008 - 05/07/2008.

Fish Number	Species	Fork Length (mm)	Whole Body Weight (g wet)	Sex	Stomach Content Weight (g wet)	CWT age	CWT	Fin Clip
HS200814-T02-118-094	SOCKEYE	109						
HS200814-T02-118-095	SOCKEYE	116						
HS200814-T02-118-096	SOCKEYE	103						
HS200814-T02-118-097	SOCKEYE	112						
HS200814-T02-118-098	SOCKEYE	112						
HS200814-T02-118-099	SOCKEYE	104						
HS200814-T02-118-100	SOCKEYE	114						
HS200814-T02-118-101	SOCKEYE	104						
HS200814-T02-118-102	SOCKEYE	104						
HS200814-T02-118-103	SOCKEYE	104						
HS200814-T02-118-104	SOCKEYE	105						
HS200814-T02-118-105	SOCKEYE	115						
HS200814-T02-118-106	SOCKEYE	107						
HS200814-T02-118-107	SOCKEYE	105						
HS200814-T02-118-108	SOCKEYE	112						
HS200814-T02-118-109	SOCKEYE	110						
HS200814-T02-118-110	SOCKEYE	123						
HS200814-T02-118-111	SOCKEYE	108						
HS200814-T02-118-112	SOCKEYE	108						
HS200814-T02-118-113	SOCKEYE	102						
HS200814-T02-118-114	SOCKEYE	108						
HS200814-T02-118-115	SOCKEYE	116						
HS200814-T02-118-116	SOCKEYE	122						
HS200814-T02-118-117	SOCKEYE	104						
HS200814-T02-118-118	SOCKEYE	114						
HS200814-T02-118-119	SOCKEYE	109						
HS200814-T02-118-120	SOCKEYE	112						
HS200814-T02-118-121	SOCKEYE	108						
HS200814-T02-118-122	SOCKEYE	103						
HS200814-T02-118-123	SOCKEYE	106						
HS200814-T02-118-124	SOCKEYE	108						
HS200814-T02-118-125	SOCKEYE	118						
HS200814-T02-118-126	SOCKEYE	108						
HS200814-T02-118-127	SOCKEYE	102						
HS200814-T02-118-128	SOCKEYE	116						
HS200814-T02-118-129	SOCKEYE	106						
HS200814-T03-118-001	SOCKEYE	105	10					
HS200814-T04-118-001	SOCKEYE	110	10					
HS200814-T04-118-002	SOCKEYE	105	9					

Table 3. Biological data collected for each salmon caught on the CFV VIKING STORM survey to the Gulf of Alaska, 18/06/2008 - 05/07/2008.

Fish Number	Species	Fork Length (mm)	Whole Body Weight (g wet)	Sex	Stomach Content Weight (g wet)	CWT age	CWT	Fin Clip
HS200814-T04-118-003	SOCKEYE	118	13					
HS200814-T04-118-004	SOCKEYE	115	13					
HS200814-T04-118-005	SOCKEYE	111	12					
HS200814-T04-118-006	SOCKEYE	104	8					
HS200814-T04-118-007	SOCKEYE	119	13					
HS200814-T04-118-008	SOCKEYE	115	12					
HS200814-T04-118-009	SOCKEYE	119	14					
HS200814-T04-118-010	SOCKEYE	115	11					
HS200814-T04-118-011	SOCKEYE	116	14					
HS200814-T04-118-012	SOCKEYE	115	12					
HS200814-T04-118-013	SOCKEYE	117	11					
HS200814-T04-118-014	SOCKEYE	108	10					
HS200814-T04-118-015	SOCKEYE	120	14					
HS200814-T04-118-016	SOCKEYE	122	15					
HS200814-T04-118-017	SOCKEYE	120	13					
HS200814-T04-118-018	SOCKEYE	113	12					
HS200814-T04-118-019	SOCKEYE	119	13					
HS200814-T04-118-020	SOCKEYE	114	12					
HS200814-T04-118-021	SOCKEYE	120	15					
HS200814-T04-118-022	SOCKEYE	112	12					
HS200814-T04-118-023	SOCKEYE	110	11					
HS200814-T04-118-024	SOCKEYE	118	14					
HS200814-T04-118-025	SOCKEYE	125	15					
HS200814-T04-118-026	SOCKEYE	118	13					
HS200814-T04-118-027	SOCKEYE	110	11					
HS200814-T04-118-028	SOCKEYE	117	13					
HS200814-T04-118-029	SOCKEYE	119	14					
HS200814-T04-118-030	SOCKEYE	116	13					
HS200814-T04-118-031	SOCKEYE	130						
HS200814-T04-118-032	SOCKEYE	110						
HS200814-T04-118-033	SOCKEYE	124						
HS200814-T04-118-034	SOCKEYE	111						
HS200814-T04-118-035	SOCKEYE	125						
HS200814-T04-118-036	SOCKEYE	120						
HS200814-T04-118-037	SOCKEYE	124						
HS200814-T04-118-038	SOCKEYE	110						
HS200814-T04-118-039	SOCKEYE	118						
HS200814-T04-118-040	SOCKEYE	116						
HS200814-T04-118-041	SOCKEYE	110						

Table 3. Biological data collected for each salmon caught on the CFV VIKING STORM survey to the Gulf of Alaska, 18/06/2008 - 05/07/2008.

Fish Number	Species	Fork Length (mm)	Whole Body Weight (g wet)	Sex	Stomach Content Weight (g wet)	CWT age	CWT	Fin Clip
HS200814-T04-118-042	SOCKEYE	118						
HS200814-T04-118-043	SOCKEYE	122						
HS200814-T05-118-001	SOCKEYE	125	14					
HS200814-T06-118-001	SOCKEYE	131	20					
HS200814-T06-118-002	SOCKEYE	108	12					
HS200814-T06-118-003	SOCKEYE	118	15					
HS200814-T06-118-004	SOCKEYE	133	23					
HS200814-T06-118-005	SOCKEYE	118	15					
HS200814-T06-118-006	SOCKEYE	124	18					
HS200814-T06-118-007	SOCKEYE	149	30					
HS200814-T06-118-008	SOCKEYE	145	28					
HS200814-T06-118-009	SOCKEYE	130	20					
HS200814-T06-118-010	SOCKEYE	125	20					
HS200814-T06-118-011	SOCKEYE	108	11					
HS200814-T06-118-012	SOCKEYE	115	15					
HS200814-T06-118-013	SOCKEYE	113	13					
HS200814-T06-118-014	SOCKEYE	118	15					
HS200814-T06-118-015	SOCKEYE	130	19					
HS200814-T06-118-016	SOCKEYE	130	20					
HS200814-T06-118-017	SOCKEYE	136	25					
HS200814-T06-118-018	SOCKEYE	115	15					
HS200814-T06-118-019	SOCKEYE	118	16					
HS200814-T06-118-020	SOCKEYE	128	19					
HS200814-T06-118-021	SOCKEYE	130	18					
HS200814-T06-118-022	SOCKEYE	142	27					
HS200814-T06-118-023	SOCKEYE	123	17					
HS200814-T06-118-024	SOCKEYE	127	20					
HS200814-T06-118-025	SOCKEYE	142	29					
HS200814-T06-118-026	SOCKEYE	136	23					
HS200814-T06-118-027	SOCKEYE	125	18					
HS200814-T06-118-028	SOCKEYE	129	20					
HS200814-T06-118-029	SOCKEYE	120	15					
HS200814-T06-118-030	SOCKEYE	116	14					
HS200814-T06-118-031	SOCKEYE	140						
HS200814-T06-118-032	SOCKEYE	129						
HS200814-T06-118-033	SOCKEYE	138						
HS200814-T06-118-034	SOCKEYE	138						
HS200814-T06-118-035	SOCKEYE	150						
HS200814-T06-118-036	SOCKEYE	108						

Table 3. Biological data collected for each salmon caught on the CFV VIKING STORM survey to the Gulf of Alaska, 18/06/2008 - 05/07/2008.

Fish Number	Species	Fork Length (mm)	Whole Body Weight (g wet)	Sex	Stomach Content Weight (g wet)	CWT age	CWT	Fin Clip
HS200814-T06-118-037	SOCKEYE	118						
HS200814-T06-118-038	SOCKEYE	124						
HS200814-T06-118-039	SOCKEYE	131						
HS200814-T06-118-040	SOCKEYE	172						
HS200814-T06-118-041	SOCKEYE	123						
HS200814-T06-118-042	SOCKEYE	123						
HS200814-T06-118-043	SOCKEYE	115						
HS200814-T06-118-044	SOCKEYE	119						
HS200814-T06-118-045	SOCKEYE	135						
HS200814-T06-118-046	SOCKEYE	137						
HS200814-T06-118-047	SOCKEYE	118						
HS200814-T06-118-048	SOCKEYE	134						
HS200814-T06-118-049	SOCKEYE	118						
HS200814-T06-118-050	SOCKEYE	135						
HS200814-T06-118-051	SOCKEYE	156						
HS200814-T06-118-052	SOCKEYE	117						
HS200814-T06-118-053	SOCKEYE	103						
HS200814-T06-118-054	SOCKEYE	103						
HS200814-T06-118-055	SOCKEYE	150						
HS200814-T06-118-056	SOCKEYE	114						
HS200814-T06-118-057	SOCKEYE	125						
HS200814-T06-118-058	SOCKEYE	138						
HS200814-T06-118-059	SOCKEYE	145						
HS200814-T06-118-060	SOCKEYE	123						
HS200814-T06-118-061	SOCKEYE	113						
HS200814-T06-118-062	SOCKEYE	118						
HS200814-T06-118-063	SOCKEYE	115						
HS200814-T06-118-064	SOCKEYE	126						
HS200814-T06-118-065	SOCKEYE	125						
HS200814-T06-118-066	SOCKEYE	128						
HS200814-T06-118-067	SOCKEYE	128						
HS200814-T06-118-068	SOCKEYE	140						
HS200814-T06-118-069	SOCKEYE	131						
HS200814-T06-118-070	SOCKEYE	115						
HS200814-T06-118-071	SOCKEYE	115						
HS200814-T06-118-072	SOCKEYE	125						
HS200814-T06-118-073	SOCKEYE	125						
HS200814-T06-118-074	SOCKEYE	114						
HS200814-T06-118-075	SOCKEYE	130						

Table 3. Biological data collected for each salmon caught on the CFV VIKING STORM survey to the Gulf of Alaska, 18/06/2008 - 05/07/2008.

Fish Number	Species	Fork Length (mm)	Whole Body Weight (g wet)	Sex	Stomach Content Weight (g wet)	CWT age	CWT	Fin Clip
HS200814-T06-118-076	SOCKEYE	125						
HS200814-T06-118-077	SOCKEYE	136						
HS200814-T06-118-078	SOCKEYE	126						
HS200814-T06-118-079	SOCKEYE	129						
HS200814-T06-118-080	SOCKEYE	108						
HS200814-T06-118-081	SOCKEYE	105						
HS200814-T06-118-082	SOCKEYE	116						
HS200814-T06-118-083	SOCKEYE	145						
HS200814-T06-118-084	SOCKEYE	128						
HS200814-T06-118-085	SOCKEYE	113						
HS200814-T06-118-086	SOCKEYE	134						
HS200814-T06-118-087	SOCKEYE	172						
HS200814-T06-118-088	SOCKEYE	120						
HS200814-T06-118-089	SOCKEYE	116						
HS200814-T06-118-090	SOCKEYE	118						
HS200814-T06-118-091	SOCKEYE	135						
HS200814-T06-118-092	SOCKEYE	130						
HS200814-T06-118-093	SOCKEYE	134						
HS200814-T06-118-094	SOCKEYE	138						
HS200814-T06-118-095	SOCKEYE	142						
HS200814-T06-118-096	SOCKEYE	138						
HS200814-T06-118-097	SOCKEYE	135						
HS200814-T06-118-098	SOCKEYE	123						
HS200814-T06-118-099	SOCKEYE	143						
HS200814-T06-118-100	SOCKEYE	112						
HS200814-T06-118-101	SOCKEYE	126						
HS200814-T06-118-102	SOCKEYE	117						
HS200814-T06-118-103	SOCKEYE	132						
HS200814-T06-118-104	SOCKEYE	116						
HS200814-T06-118-105	SOCKEYE	126						
HS200814-T06-118-106	SOCKEYE	117						
HS200814-T06-118-107	SOCKEYE	146						
HS200814-T06-118-108	SOCKEYE	138						
HS200814-T06-118-109	SOCKEYE	148						
HS200814-T06-118-110	SOCKEYE	133						
HS200814-T06-118-111	SOCKEYE	114						
HS200814-T06-118-112	SOCKEYE	121						
HS200814-T06-118-113	SOCKEYE	123						
HS200814-T06-118-114	SOCKEYE	126						

Table 3. Biological data collected for each salmon caught on the CFV VIKING STORM survey to the Gulf of Alaska, 18/06/2008 - 05/07/2008.

Fish Number	Species	Fork Length (mm)	Whole Body Weight (g wet)	Sex	Stomach Content Weight (g wet)	CWT age	CWT	Fin Clip
HS200814-T06-118-115	SOCKEYE	124						
HS200814-T06-118-116	SOCKEYE	145						
HS200814-T06-118-117	SOCKEYE	137						
HS200814-T06-118-118	SOCKEYE	138						
HS200814-T06-118-119	SOCKEYE	113						
HS200814-T06-118-120	SOCKEYE	126						
HS200814-T06-118-121	SOCKEYE	113						
HS200814-T06-118-122	SOCKEYE	114						
HS200814-T06-118-123	SOCKEYE	123						
HS200814-T06-118-124	SOCKEYE	136						
HS200814-T06-118-125	SOCKEYE	121						
HS200814-T06-118-126	SOCKEYE	146						
HS200814-T06-118-127	SOCKEYE	131						
HS200814-T06-118-128	SOCKEYE	118						
HS200814-T06-118-129	SOCKEYE	135						
HS200814-T06-118-130	SOCKEYE	104						
HS200814-T07-118-001	SOCKEYE	150	30					
HS200814-T07-118-002	SOCKEYE	188	63					
HS200814-T07-118-003	SOCKEYE	146	32					
HS200814-T07-118-004	SOCKEYE	163	46					
HS200814-T07-118-005	SOCKEYE	161	39					
HS200814-T07-118-006	SOCKEYE	146	30					
HS200814-T07-118-007	SOCKEYE	182	63					
HS200814-T07-118-008	SOCKEYE	156	35					
HS200814-T07-118-009	SOCKEYE	146	31					
HS200814-T07-118-010	SOCKEYE	145	28					
HS200814-T07-118-011	SOCKEYE	144	31					
HS200814-T07-118-012	SOCKEYE	170	47					
HS200814-T07-118-013	SOCKEYE	160	41					
HS200814-T07-118-014	SOCKEYE	137	25					
HS200814-T07-118-015	SOCKEYE	148	34					
HS200814-T07-118-016	SOCKEYE	147	30					
HS200814-T07-118-017	SOCKEYE	141	26					
HS200814-T07-118-018	SOCKEYE	139	26					
HS200814-T07-118-019	SOCKEYE	143	30					
HS200814-T07-118-020	SOCKEYE	146	30					
HS200814-T07-118-021	SOCKEYE	141	27					
HS200814-T07-118-022	SOCKEYE	147	32					
HS200814-T07-118-023	SOCKEYE	157	36					

Table 3. Biological data collected for each salmon caught on the CFV VIKING STORM survey to the Gulf of Alaska, 18/06/2008 - 05/07/2008.

Fish Number	Species	Fork Length (mm)	Whole Body Weight (g wet)	Sex	Stomach Content Weight (g wet)	CWT age	CWT	Fin Clip
HS200814-T07-118-024	SOCKEYE	162	38					
HS200814-T07-118-025	SOCKEYE	142	28					
HS200814-T07-118-026	SOCKEYE	177	54					
HS200814-T07-118-027	SOCKEYE	155	38					
HS200814-T07-118-028	SOCKEYE	155	37					
HS200814-T07-118-029	SOCKEYE	186	65					
HS200814-T07-118-030	SOCKEYE	145	29					
HS200814-T07-118-031	SOCKEYE	146						
HS200814-T07-118-032	SOCKEYE	147						
HS200814-T07-118-033	SOCKEYE	140						
HS200814-T07-118-034	SOCKEYE	148						
HS200814-T07-118-035	SOCKEYE	153						
HS200814-T07-118-036	SOCKEYE	137						
HS200814-T07-118-037	SOCKEYE	155						
HS200814-T07-118-038	SOCKEYE	148						
HS200814-T07-118-039	SOCKEYE	144						
HS200814-T07-118-040	SOCKEYE	160						
HS200814-T07-118-041	SOCKEYE	162						
HS200814-T07-118-042	SOCKEYE	139						
HS200814-T07-118-043	SOCKEYE	150						
HS200814-T07-118-044	SOCKEYE	161						
HS200814-VI03-118-001	SOCKEYE	118	17					
HS200814-VI03-118-002	SOCKEYE	151	30					
HS200814-VI03-118-003	SOCKEYE	110	11					
HS200814-VI03-118-004	SOCKEYE	123	18					
HS200814-VI03-118-005	SOCKEYE	114	15					
HS200814-VI03-118-006	SOCKEYE	106	12					
HS200814-VI03-118-007	SOCKEYE	110	13					
HS200814-VI03-118-008	SOCKEYE	115	15					
HS200814-VI03-118-009	SOCKEYE	120	17					
HS200814-VI03-118-010	SOCKEYE	101	10					
HS200814-VI03-118-011	SOCKEYE	120	16					
HS200814-VI03-118-012	SOCKEYE	115	14					
HS200814-VI03-118-013	SOCKEYE	112	14					
HS200814-VI03-118-014	SOCKEYE	107	13					
HS200814-VI03-118-015	SOCKEYE	102	10					
HS200814-VI03-118-016	SOCKEYE	124	18					
HS200814-VI03-118-017	SOCKEYE	106	11					
HS200814-VI03-118-018	SOCKEYE	120	20					

Table 3. Biological data collected for each salmon caught on the CFV VIKING STORM survey to the Gulf of Alaska, 18/06/2008 - 05/07/2008.

Fish Number	Species	Fork Length (mm)	Whole Body Weight (g wet)	Sex	Stomach Content Weight (g wet)	CWT age	CWT	Fin Clip
HS200814-VI03-118-019	SOCKEYE	110	15					
HS200814-VI03-118-020	SOCKEYE	107	12					
HS200814-VI03-118-021	SOCKEYE	117	15					
HS200814-VI03-118-022	SOCKEYE	112	15					
HS200814-VI03-118-023	SOCKEYE	105	11					
HS200814-VI03-118-024	SOCKEYE	115	14					
HS200814-VI03-118-025	SOCKEYE	110	13					
HS200814-VI04-118-001	SOCKEYE	131	20					
HS200814-VI04-118-002	SOCKEYE	126	17					
HS200814-VI04-118-003	SOCKEYE	118	14					
HS200814-VI04-118-004	SOCKEYE	108	11					
HS200814-VI04-118-005	SOCKEYE	120	15					
HS200814-VI06-118-001	SOCKEYE	128	21					
HS200814-VI06-118-002	SOCKEYE	125	20					
HS200814-VI06-118-003	SOCKEYE	130	20					
HS200814-VI06-118-004	SOCKEYE	140	28					
HS200814-VI06-118-005	SOCKEYE	121	15					
HS200814-VI07-118-001	SOCKEYE	172	40					
HS200814-VI07-118-002	SOCKEYE	146	27					
HS200814-VI07-118-003	SOCKEYE	135	25					
HS200814-VI07-118-004	SOCKEYE	146	30					
HS200814-VI07-118-005	SOCKEYE	141	30					
HS200814-VI07-118-006	SOCKEYE	148	31					
HS200814-VI07-118-007	SOCKEYE	138	27					
HS200814-VI07-118-008	SOCKEYE	132	23					
HS200814-VI07-118-009	SOCKEYE	140	28					
HS200814-VI07-118-010	SOCKEYE	142	28					
HS200814-VI07-118-011	SOCKEYE	140	28					
HS200814-VI07-118-012	SOCKEYE	131	23					
HS200814-VI10-118-001	SOCKEYE	124	19					
HS200814-VI10-118-002	SOCKEYE	137	25					
HS200814-VI10-118-003	SOCKEYE	129	19					
HS200814-VI10-118-004	SOCKEYE	536	1690	M				
HS200814-VI11-118-001	SOCKEYE	149	32					
HS200814-VI11-118-002	SOCKEYE	134	24					
HS200814-VI11-118-003	SOCKEYE	138	24					
HS200814-VI11-118-004	SOCKEYE	137	24					
HS200814-VI11-118-005	SOCKEYE	121	17					
HS200814-VI11-118-006	SOCKEYE	133	22					



Table 3. Biological data collected for each salmon caught on the CFV VIKING STORM survey to the Gulf of Alaska, 18/06/2008 - 05/07/2008.

Fish Number	Species	Fork Length (mm)	Whole Body Weight (g wet)	Sex	Stomach Content Weight (g wet)	CWT age	CWT	Fin Clip
HS200814-VI11-118-007	SOCKEYE	118	15					
HS200814-VI11-118-008	SOCKEYE	137	25					
HS200814-VI11-118-009	SOCKEYE	125	20					
HS200814-VI11-118-010	SOCKEYE	141	28					
HS200814-VI11-118-011	SOCKEYE	131	22					
HS200814-VI11-118-012	SOCKEYE	141	27					
HS200814-VI11-118-013	SOCKEYE	124	19					
HS200814-VI11-118-014	SOCKEYE	123	19					
HS200814-VI11-118-015	SOCKEYE	150	33					
HS200814-VI11-118-016	SOCKEYE	127	22					
HS200814-VI11-118-017	SOCKEYE	125	22					
HS200814-VI11-118-018	SOCKEYE	132	24					
HS200814-VI11-118-019	SOCKEYE	114	16					
HS200814-VI11-118-020	SOCKEYE	138	26					
HS200814-VI11-118-021	SOCKEYE	126	20					
HS200814-VI11-118-022	SOCKEYE	138	24			1.0	T101781	AD
HS200814-VI11-118-023	SOCKEYE	104	12					
HS200814-VI11-118-024	SOCKEYE	132	24					
HS200814-VI11-118-025	SOCKEYE	147	33					
HS200814-VI12-118-001	SOCKEYE	138	25					
HS200814-VI12-118-002	SOCKEYE	134	24					
HS200814-VI12-118-003	SOCKEYE	139	27					
HS200814-VI12-118-004	SOCKEYE	130	22					
HS200814-VI12-118-005	SOCKEYE	127	19					
HS200814-VI12-118-006	SOCKEYE	126	19					
HS200814-VI12-118-007	SOCKEYE	145	30					AD
HS200814-VI12-118-008	SOCKEYE	135	25					
HS200814-VI12-118-009	SOCKEYE	125	19					
HS200814-VI12-118-010	SOCKEYE	135	23					
HS200814-VI12-118-011	SOCKEYE	140	26					
HS200814-VI12-118-012	SOCKEYE	136	24					
HS200814-VI12-118-013	SOCKEYE	137	24					
HS200814-VI12-118-014	SOCKEYE	135	23					
HS200814-VI12-118-015	SOCKEYE	138	26					
HS200814-VI12-118-016	SOCKEYE	133	23					
HS200814-VI12-118-017	SOCKEYE	139	27					
HS200814-VI12-118-018	SOCKEYE	139	27					
HS200814-VI12-118-019	SOCKEYE	140	26					
HS200814-VI12-118-020	SOCKEYE	135	22					

Table 3. Biological data collected for each salmon caught on the CFV VIKING STORM survey to the Gulf of Alaska, 18/06/2008 - 05/07/2008.

Fish Number	Species	Fork Length (mm)	Whole Body Weight (g wet)	Sex	Stomach Content Weight (g wet)	CWT age	CWT	Fin Clip
HS200814-VI12-118-021	SOCKEYE	141	24					
HS200814-VI12-118-022	SOCKEYE	141	27					
HS200814-VI12-118-023	SOCKEYE	122	18					
HS200814-VI12-118-024	SOCKEYE	141	26					
HS200814-VI12-118-025	SOCKEYE	127	19					
HS200814-VI12-118-026	SOCKEYE	136	23					
HS200814-VI12-118-027	SOCKEYE	135	22					
HS200814-VI12-118-028	SOCKEYE	145	28					
HS200814-VI12-118-029	SOCKEYE	136	26					
HS200814-VI12-118-030	SOCKEYE	134	21					
HS200814-VI12-118-031	SOCKEYE	135						
HS200814-VI12-118-032	SOCKEYE	135						
HS200814-VI12-118-033	SOCKEYE	133						
HS200814-VI12-118-034	SOCKEYE	134						
HS200814-VI12-118-035	SOCKEYE	168						
HS200814-VI12-118-036	SOCKEYE	143						
HS200814-VI12-118-037	SOCKEYE	138						
HS200814-VI12-118-038	SOCKEYE	134						
HS200814-VI12-118-039	SOCKEYE	128						
HS200814-VI12-118-040	SOCKEYE	134						
HS200814-VI12-118-041	SOCKEYE	132						
HS200814-VI12-118-042	SOCKEYE	118						
HS200814-VI12-118-043	SOCKEYE	136						
HS200814-VI12-118-044	SOCKEYE	140						
HS200814-VI12-118-045	SOCKEYE	124						
HS200814-VI12-118-046	SOCKEYE	140						
HS200814-VI12-118-047	SOCKEYE	139						
HS200814-VI12-118-048	SOCKEYE	137						
HS200814-VI12-118-049	SOCKEYE	140						
HS200814-VI12-118-050	SOCKEYE	140						
HS200814-VI12-118-051	SOCKEYE	142						
HS200814-VI12-118-052	SOCKEYE	133						
HS200814-VI12-118-053	SOCKEYE	132						
HS200814-VI12-118-054	SOCKEYE	136						
HS200814-VI12-118-055	SOCKEYE	132						
HS200814-VI12-118-056	SOCKEYE	131						
HS200814-VI12-118-057	SOCKEYE	132						
HS200814-VI12-118-058	SOCKEYE	124						
HS200814-VI12-118-059	SOCKEYE	134						

Table 3. Biological data collected for each salmon caught on the CFV VIKING STORM survey to the Gulf of Alaska, 18/06/2008 - 05/07/2008.

Fish Number	Species	Fork Length (mm)	Whole Body Weight (g wet)	Sex	Stomach Content Weight (g wet)	CWT age	CWT	Fin Clip
HS200814-VI12-118-060	SOCKEYE	132						
HS200814-VI12-118-061	SOCKEYE	135						
HS200814-VI12-118-062	SOCKEYE	132						
HS200814-VI12-118-063	SOCKEYE	145						
HS200814-VI12-118-064	SOCKEYE	130						
HS200814-VI12-118-065	SOCKEYE	120						
HS200814-VI12-118-066	SOCKEYE	131						
HS200814-VI12-118-067	SOCKEYE	136						
HS200814-VI12-118-068	SOCKEYE	135						
HS200814-VI12-118-069	SOCKEYE	137						
HS200814-VI12-118-070	SOCKEYE	135						
HS200814-VI12-118-071	SOCKEYE	145						
HS200814-VI12-118-072	SOCKEYE	128						
HS200814-VI12-118-073	SOCKEYE	135						
HS200814-VI12-118-074	SOCKEYE	135						
HS200814-VI12-118-075	SOCKEYE	136						
HS200814-VI12-118-076	SOCKEYE	128						
HS200814-VI12-118-077	SOCKEYE	135						
HS200814-VI12-118-078	SOCKEYE	145						
HS200814-VI12-118-079	SOCKEYE	136						
HS200814-VI12-118-080	SOCKEYE	137						
HS200814-VI12-118-081	SOCKEYE	136						
HS200814-VI12-118-082	SOCKEYE	143						
HS200814-VI12-118-083	SOCKEYE	132						
HS200814-VI12-118-084	SOCKEYE	136						
HS200814-VI12-118-085	SOCKEYE	132						
HS200814-VI12-118-086	SOCKEYE	130						
HS200814-VI12-118-087	SOCKEYE	144						
HS200814-VI12-118-088	SOCKEYE	146						
HS200814-VI12-118-089	SOCKEYE	130						
HS200814-VI12-118-090	SOCKEYE	143						
HS200814-VI12-118-091	SOCKEYE	132						
HS200814-VI12-118-092	SOCKEYE	135						
HS200814-VI12-118-093	SOCKEYE	134						
HS200814-VI12-118-094	SOCKEYE	130						
HS200814-VI12-118-095	SOCKEYE	131						
HS200814-VI12-118-096	SOCKEYE	135						
HS200814-VI12-118-097	SOCKEYE	134						
HS200814-VI12-118-098	SOCKEYE	128						

Table 3. Biological data collected for each salmon caught on the CFV VIKING STORM survey to the Gulf of Alaska, 18/06/2008 - 05/07/2008.

Fish Number	Species	Fork Length (mm)	Whole Body Weight (g wet)	Sex	Stomach Content Weight (g wet)	CWT age	CWT	Fin Clip
HS200814-VI12-118-099	SOCKEYE	139						
HS200814-VI12-118-100	SOCKEYE	132						
HS200814-VI12-118-101	SOCKEYE	139						
HS200814-VI12-118-102	SOCKEYE	138						
HS200814-VI12-118-103	SOCKEYE	144						
HS200814-VI12-118-104	SOCKEYE	136						
HS200814-VI12-118-105	SOCKEYE	133						
HS200814-VI12-118-106	SOCKEYE	132						
HS200814-VI12-118-107	SOCKEYE	122						
HS200814-VI12-118-108	SOCKEYE	145						
HS200814-VI12-118-109	SOCKEYE	130						
HS200814-VI12-118-110	SOCKEYE	129						
HS200814-VI12-118-111	SOCKEYE	128						
HS200814-VI12-118-112	SOCKEYE	127						
HS200814-VI12-118-113	SOCKEYE	124						
HS200814-VI12-118-114	SOCKEYE	152						
HS200814-VI12-118-115	SOCKEYE	134						
HS200814-VI12-118-116	SOCKEYE	132						
HS200814-VI12-118-117	SOCKEYE	135						
HS200814-VI12-118-118	SOCKEYE	140						
HS200814-VI12-118-119	SOCKEYE	122						
HS200814-VI12-118-120	SOCKEYE	125						
HS200814-VI12-118-121	SOCKEYE	135						
HS200814-VI12-118-122	SOCKEYE	142						
HS200814-VI12-118-123	SOCKEYE	135						
HS200814-VI12-118-124	SOCKEYE	136						
HS200814-VI12-118-125	SOCKEYE	138						
HS200814-VI12-118-126	SOCKEYE	142						
HS200814-VI12-118-127	SOCKEYE	132						
HS200814-VI12-118-128	SOCKEYE	128						
HS200814-VI12-118-129	SOCKEYE	130						
HS200814-VI12-118-130	SOCKEYE	137						
HS200814-VI13-118-001	SOCKEYE	153	33					
HS200814-VI13-118-002	SOCKEYE	134	22					
HS200814-VI13-118-003	SOCKEYE	152	32					
HS200814-VI14-118-001	SOCKEYE	168	45					
HS200814-VI14-118-002	SOCKEYE	140	27					
HS200814-VI14-118-003	SOCKEYE	145	31					
HS200814-VI14-118-004	SOCKEYE	130	21					

Table 3. Biological data collected for each salmon caught on the CFV VIKING STORM survey to the Gulf of Alaska, 18/06/2008 - 05/07/2008.

Fish Number	Species	Fork Length (mm)	Whole Body Weight (g wet)	Sex	Stomach Content Weight (g wet)	CWT age	CWT	Fin Clip
HS200814-VI14-118-005	SOCKEYE	146	30					
HS200814-VI17-118-001	SOCKEYE	137	26					
HS200814-VI17-118-002	SOCKEYE	142	27					
HS200814-VI17-118-003	SOCKEYE	147	32					
HS200814-VI17-118-004	SOCKEYE	144	30					
HS200814-VI17-118-005	SOCKEYE	142	29					
HS200814-VI17-118-006	SOCKEYE	143	28					
HS200814-VI17-118-007	SOCKEYE	140	28					
HS200814-VI17-118-008	SOCKEYE	144	29					
HS200814-VI17-118-009	SOCKEYE	147	26					
HS200814-VI17-118-010	SOCKEYE	142	33					
HS200814-VI17-118-011	SOCKEYE	159	40					
HS200814-VI17-118-012	SOCKEYE	171	48					
HS200814-VI17-118-013	SOCKEYE	148	32					
HS200814-VI17-118-014	SOCKEYE	146	32					
HS200814-VI17-118-015	SOCKEYE	135	25					
HS200814-VI17-118-016	SOCKEYE	125	19					
HS200814-VI18-118-001	SOCKEYE	126	18					
HS200814-VI18-118-002	SOCKEYE	144	29					
HS200814-VI18-118-003	SOCKEYE	131	21					
HS200814-VI18-118-004	SOCKEYE	128	20					
HS200814-VI18-118-005	SOCKEYE	126	19					
HS200814-VI18-118-006	SOCKEYE	129	21					
HS200814-VI18-118-007	SOCKEYE	124	18					
HS200814-VI18-118-008	SOCKEYE	124	19					
HS200814-VI18-118-009	SOCKEYE	120	15					
HS200814-VI18-118-010	SOCKEYE	124	17					
HS200814-VI18-118-011	SOCKEYE	125	20					
HS200814-VI18-118-012	SOCKEYE	194	72					
HS200814-VI18-118-013	SOCKEYE	122	16					
HS200814-VI18-118-014	SOCKEYE	111	13					
HS200814-VI18-118-015	SOCKEYE	142	25					
HS200814-VI18-118-016	SOCKEYE	120	16					
HS200814-VI18-118-017	SOCKEYE	131	21					
HS200814-VI18-118-018	SOCKEYE	126	19					
HS200814-VI18-118-019	SOCKEYE	128	18					
HS200814-VI18-118-020	SOCKEYE	130	20					
HS200814-VI18-118-021	SOCKEYE	118	16					
HS200814-VI18-118-022	SOCKEYE	129	21					

Table 3. Biological data collected for each salmon caught on the CFV VIKING STORM survey to the Gulf of Alaska, 18/06/2008 - 05/07/2008.

Fish Number	Species	Fork Length (mm)	Whole Body Weight (g wet)	Sex	Stomach Content Weight (g wet)	CWT age	CWT	Fin Clip
HS200814-VI18-118-023	SOCKEYE	134	23					
HS200814-VI18-118-024	SOCKEYE	131	23					
HS200814-VI18-118-025	SOCKEYE	139	28					
HS200814-VI18-118-026	SOCKEYE	121	16					
HS200814-VI18-118-027	SOCKEYE	119	16					
HS200814-VI18-118-028	SOCKEYE	130	21					
HS200814-VI18-118-029	SOCKEYE	121	15					
HS200814-VI18-118-030	SOCKEYE	121	15					
HS200814-VI19-118-001	SOCKEYE	135	24					
HS200814-VI19-118-002	SOCKEYE	133	21					
HS200814-VI19-118-003	SOCKEYE	131	23					
HS200814-VI19-118-004	SOCKEYE	135	25					
HS200814-VI19-118-005	SOCKEYE	142	28					
HS200814-VI19-118-006	SOCKEYE	135	24					
HS200814-VI19-118-007	SOCKEYE	140	27					
HS200814-VI19-118-008	SOCKEYE	138	25					
HS200814-VI19-118-009	SOCKEYE	140	27					
HS200814-VI19-118-010	SOCKEYE	147	33					
HS200814-VI19-118-011	SOCKEYE	127	19					
HS200814-VI19-118-012	SOCKEYE	134	21					
HS200814-VI19-118-013	SOCKEYE	143	28					
HS200814-VI19-118-014	SOCKEYE	147	30					
HS200814-VI19-118-015	SOCKEYE	141	27					
HS200814-VI19-118-016	SOCKEYE	136	24					
HS200814-VI19-118-017	SOCKEYE	135	25					
HS200814-VI19-118-018	SOCKEYE	106	10					
HS200814-VI19-118-019	SOCKEYE	126	20					
HS200814-VI19-118-020	SOCKEYE	129	20					
HS200814-VI19-118-021	SOCKEYE	152	34					
HS200814-VI19-118-022	SOCKEYE	160	39					
HS200814-VI19-118-023	SOCKEYE	144	29					
HS200814-VI19-118-024	SOCKEYE	142	28					
HS200814-VI19-118-025	SOCKEYE	127	21					
HS200814-VI19-118-026	SOCKEYE	124	19					
HS200814-VI19-118-027	SOCKEYE	142	29					
HS200814-VI19-118-028	SOCKEYE	130	20					
HS200814-VI19-118-029	SOCKEYE	147	31					
HS200814-VI19-118-030	SOCKEYE	122	18					
HS200814-VI19-118-031	SOCKEYE	144						

Table 3. Biological data collected for each salmon caught on the CFV VIKING STORM survey to the Gulf of Alaska, 18/06/2008 - 05/07/2008.

Fish Number	Species	Fork Length (mm)	Whole Body Weight (g wet)	Sex	Stomach Content Weight (g wet)	CWT age	CWT	Fin Clip
HS200814-VI19-118-032	SOCKEYE	138						
HS200814-VI19-118-033	SOCKEYE	145						
HS200814-VI19-118-034	SOCKEYE	127						
HS200814-VI19-118-035	SOCKEYE	128						
HS200814-VI19-118-036	SOCKEYE	123						
HS200814-VI19-118-037	SOCKEYE	132						
HS200814-VI19-118-038	SOCKEYE	137						
HS200814-VI19-118-039	SOCKEYE	139						
HS200814-VI19-118-040	SOCKEYE	146						
HS200814-VI19-118-041	SOCKEYE	123						
HS200814-VI19-118-042	SOCKEYE	130						
HS200814-VI19-118-043	SOCKEYE	131						
HS200814-VI19-118-044	SOCKEYE	131						
HS200814-VI19-118-045	SOCKEYE	130						
HS200814-VI19-118-046	SOCKEYE	151						
HS200814-VI19-118-047	SOCKEYE	126						
HS200814-VI20-118-001	SOCKEYE	161	42					
HS200814-VI20-118-002	SOCKEYE	126	21					
HS200814-VI20-118-003	SOCKEYE	156	35					
HS200814-VI20-118-004	SOCKEYE	151	32					
HS200814-VI20-118-005	SOCKEYE	136	24					
HS200814-VI20-118-006	SOCKEYE	150	32					
HS200814-VI20-118-007	SOCKEYE	145	30					
HS200814-VI20-118-008	SOCKEYE	135	25					
HS200814-VI20-118-009	SOCKEYE	145	30					
HS200814-VI20-118-010	SOCKEYE	132	24					
HS200814-VI20-118-011	SOCKEYE	166	46					
HS200814-VI20-118-012	SOCKEYE	144	31					
HS200814-VI20-118-013	SOCKEYE	144	29					
HS200814-VI20-118-014	SOCKEYE	137	24					
HS200814-VI20-118-015	SOCKEYE	146	31					
HS200814-VI20-118-016	SOCKEYE	149	33					
HS200814-VI20-118-017	SOCKEYE	138	25					
HS200814-VI20-118-018	SOCKEYE	140	26					
HS200814-VI20-118-019	SOCKEYE	148	30					
HS200814-VI20-118-020	SOCKEYE	164	41					
HS200814-VI20-118-021	SOCKEYE	118	15					
HS200814-VI20-118-022	SOCKEYE	149	32					
HS200814-VI20-118-023	SOCKEYE	153	36					

Table 3. Biological data collected for each salmon caught on the CFV VIKING STORM survey to the Gulf of Alaska, 18/06/2008 - 05/07/2008.

Fish Number	Species	Fork Length (mm)	Whole Body Weight (g wet)	Sex	Stomach Content Weight (g wet)	CWT age	CWT	Fin Clip
HS200814-VI20-118-024	SOCKEYE	145	33					
HS200814-VI20-118-025	SOCKEYE	150	35					
HS200814-VI20-118-026	SOCKEYE	134	22					
HS200814-VI20-118-027	SOCKEYE	144	29					
HS200814-VI20-118-028	SOCKEYE	145	31					
HS200814-VI20-118-029	SOCKEYE	135	24					
HS200814-VI20-118-030	SOCKEYE	136	23					
HS200814-VI20-118-031	SOCKEYE	168						
HS200814-VI20-118-032	SOCKEYE	149						
HS200814-VI20-118-033	SOCKEYE	152						
HS200814-VI20-118-034	SOCKEYE	160						
HS200814-VI20-118-035	SOCKEYE	158						
HS200814-VI20-118-036	SOCKEYE	137						
HS200814-VI20-118-037	SOCKEYE	134						
HS200814-VI20-118-038	SOCKEYE	149						
HS200814-VI20-118-039	SOCKEYE	145						
HS200814-VI20-118-040	SOCKEYE	143						
HS200814-VI20-118-041	SOCKEYE	135						
HS200814-VI20-118-042	SOCKEYE	137						
HS200814-VI20-118-043	SOCKEYE	143						
HS200814-VI20-118-044	SOCKEYE	144						
HS200814-VI20-118-045	SOCKEYE	134						
HS200814-VI20-118-046	SOCKEYE	139						
HS200814-VI20-118-047	SOCKEYE	168						
HS200814-VI20-118-048	SOCKEYE	132						
HS200814-VI20-118-049	SOCKEYE	159						
HS200814-VI20-118-050	SOCKEYE	148						
HS200814-VI20-118-051	SOCKEYE	137						
HS200814-VI20-118-052	SOCKEYE	145						
HS200814-VI20-118-053	SOCKEYE	132						
HS200814-VI20-118-054	SOCKEYE	140						
HS200814-VI20-118-055	SOCKEYE	180						
HS200814-VI20-118-056	SOCKEYE	147						
HS200814-VI20-118-057	SOCKEYE	154						
HS200814-VI20-118-058	SOCKEYE	148						
HS200814-VI20-118-059	SOCKEYE	141						
HS200814-VI20-118-060	SOCKEYE	156						
HS200814-VI20-118-061	SOCKEYE	124						
HS200814-VI20-118-062	SOCKEYE	145						



Table 3. Biological data collected for each salmon caught on the CFV VIKING STORM survey to the Gulf of Alaska, 18/06/2008 - 05/07/2008.

Fish Number	Species	Fork Length (mm)	Whole Body Weight (g wet)	Sex	Stomach Content Weight (g wet)	CWT age	CWT	Fin Clip
HS200814-VI20-118-063	SOCKEYE	148						
HS200814-VI20-118-064	SOCKEYE	136						
HS200814-VI20-118-065	SOCKEYE	132						
HS200814-VI20-118-066	SOCKEYE	125						
HS200814-VI20-118-067	SOCKEYE	132						
HS200814-VI20-118-068	SOCKEYE	140						
HS200814-VI20-118-069	SOCKEYE	123						
HS200814-VI20-118-070	SOCKEYE	142						
HS200814-VI20-118-071	SOCKEYE	143						
HS200814-VI20-118-072	SOCKEYE	145						
HS200814-VI20-118-073	SOCKEYE	142						
HS200814-VI20-118-074	SOCKEYE	161						
HS200814-VI20-118-075	SOCKEYE	138						
HS200814-VI20-118-076	SOCKEYE	148						
HS200814-VI20-118-077	SOCKEYE	148						
HS200814-VI20-118-078	SOCKEYE	132						
HS200814-VI20-118-079	SOCKEYE	136						
HS200814-VI20-118-080	SOCKEYE	146						
HS200814-VI20-118-081	SOCKEYE	138						
HS200814-VI20-118-082	SOCKEYE	130						
HS200814-VI20-118-083	SOCKEYE	140						
HS200814-VI20-118-084	SOCKEYE	126						
HS200814-VI20-118-085	SOCKEYE	137						
HS200814-VI20-118-086	SOCKEYE	147						
HS200814-VI20-118-087	SOCKEYE	137						
HS200814-VI20-118-088	SOCKEYE	130						
HS200814-VI20-118-089	SOCKEYE	156						
HS200814-VI20-118-090	SOCKEYE	142						
HS200814-VI20-118-091	SOCKEYE	148						
HS200814-VI20-118-092	SOCKEYE	138						
HS200814-VI20-118-093	SOCKEYE	124						
HS200814-VI20-118-094	SOCKEYE	118						
HS200814-VI20-118-095	SOCKEYE	157						
HS200814-VI20-118-096	SOCKEYE	166						
HS200814-VI20-118-097	SOCKEYE	142						
HS200814-VI20-118-098	SOCKEYE	154						
HS200814-VI20-118-099	SOCKEYE	137						
HS200814-VI20-118-100	SOCKEYE	138						
HS200814-VI20-118-101	SOCKEYE	138						

Table 3. Biological data collected for each salmon caught on the CFV VIKING STORM survey to the Gulf of Alaska, 18/06/2008 - 05/07/2008.

Fish Number	Species	Fork Length (mm)	Whole Body Weight (g wet)	Sex	Stomach Content Weight (g wet)	CWT age	CWT	Fin Clip
HS200814-VI20-118-102	SOCKEYE	146						
HS200814-VI20-118-103	SOCKEYE	158						
HS200814-VI20-118-104	SOCKEYE	140						
HS200814-VI20-118-105	SOCKEYE	156						
HS200814-VI20-118-106	SOCKEYE	151						
HS200814-VI20-118-107	SOCKEYE	133						
HS200814-VI20-118-108	SOCKEYE	138						
HS200814-VI20-118-109	SOCKEYE	126						
HS200814-VI20-118-110	SOCKEYE	135						
HS200814-VI20-118-111	SOCKEYE	145						
HS200814-VI20-118-112	SOCKEYE	126						
HS200814-VI20-118-113	SOCKEYE	147						
HS200814-VI20-118-114	SOCKEYE	132						
HS200814-VI20-118-115	SOCKEYE	132						
HS200814-VI20-118-116	SOCKEYE	142						
HS200814-VI20-118-117	SOCKEYE	151						
HS200814-VI20-118-118	SOCKEYE	124						
HS200814-VI20-118-119	SOCKEYE	142						
HS200814-VI20-118-120	SOCKEYE	144						
HS200814-VI20-118-121	SOCKEYE	128						
HS200814-VI20-118-122	SOCKEYE	125						
HS200814-VI20-118-123	SOCKEYE	128						
HS200814-VI20-118-124	SOCKEYE	151						
HS200814-VI20-118-125	SOCKEYE	132						
HS200814-VI20-118-126	SOCKEYE	154						
HS200814-VI20-118-127	SOCKEYE	128						
HS200814-VI21-118-001	SOCKEYE	189	74					
HS200814-VI21-118-002	SOCKEYE	149	34					
HS200814-VI21-118-003	SOCKEYE	181	58					
HS200814-VI21-118-004	SOCKEYE	194	72					
HS200814-VI21-118-005	SOCKEYE	173	48					
HS200814-VI21-118-006	SOCKEYE	150	34					
HS200814-VI21-118-007	SOCKEYE	160	43					
HS200814-VI21-118-008	SOCKEYE	175	55					
HS200814-VI21-118-009	SOCKEYE	159	42					
HS200814-VI21-118-010	SOCKEYE	165	44					
HS200814-VI21-118-011	SOCKEYE	180	56					
HS200814-VI21-118-012	SOCKEYE	142	29					
HS200814-VI21-118-013	SOCKEYE	185	58					

Table 3. Biological data collected for each salmon caught on the CFV VIKING STORM survey to the Gulf of Alaska, 18/06/2008 - 05/07/2008.

Fish Number	Species	Fork Length (mm)	Whole Body Weight (g wet)	Sex	Stomach Content Weight (g wet)	CWT age	CWT	Fin Clip
HS200814-VI21-118-014	SOCKEYE	157	42					
HS200814-VI21-118-015	SOCKEYE	170	49					
HS200814-VI21-118-016	SOCKEYE	152	33					
HS200814-VI21-118-017	SOCKEYE	146	34					
HS200814-VI21-118-018	SOCKEYE	163	47					
HS200814-VI21-118-019	SOCKEYE	159	41					
HS200814-VI21-118-020	SOCKEYE	182	65					
HS200814-VI21-118-021	SOCKEYE	166	49					
HS200814-VI21-118-022	SOCKEYE	169	52					
HS200814-VI21-118-023	SOCKEYE	138	24					
HS200814-VI21-118-024	SOCKEYE	170	45					
HS200814-VI21-118-025	SOCKEYE	155	38					
HS200814-VI21-118-026	SOCKEYE	156	39					
HS200814-VI21-118-027	SOCKEYE	166	46					
HS200814-VI21-118-028	SOCKEYE	155	38					
HS200814-VI21-118-029	SOCKEYE	193	69					
HS200814-VI21-118-030	SOCKEYE	150	37					
HS200814-VI21-118-031	SOCKEYE	158						
HS200814-VI21-118-032	SOCKEYE	177						
HS200814-VI21-118-033	SOCKEYE	160						
HS200814-VI21-118-034	SOCKEYE	156						
HS200814-VI21-118-035	SOCKEYE	155						
HS200814-VI21-118-036	SOCKEYE	153						
HS200814-VI21-118-037	SOCKEYE	152						
HS200814-VI21-118-038	SOCKEYE	148						
HS200814-VI21-118-039	SOCKEYE	168						
HS200814-VI21-118-040	SOCKEYE	157						
HS200814-VI21-118-041	SOCKEYE	153						
HS200814-VI21-118-042	SOCKEYE	141						
HS200814-VI21-118-043	SOCKEYE	146						
HS200814-VI21-118-044	SOCKEYE	148						
HS200814-VI21-118-045	SOCKEYE	558	2080	M				
HS200814-VI21-118-046	SOCKEYE	565	2180	F				
HS200814-VI22-118-001	SOCKEYE	191	71					
HS200814-VI22-118-002	SOCKEYE	191	68					
HS200814-VI22-118-003	SOCKEYE	180	54					
HS200814-VI22-118-004	SOCKEYE	156	38					
HS200814-VI22-118-005	SOCKEYE	149	31					
HS200814-VI22-118-006	SOCKEYE	134	24					

Table 3. Biological data collected for each salmon caught on the CFV VIKING STORM survey to the Gulf of Alaska, 18/06/2008 - 05/07/2008.

Fish Number	Species	Fork Length (mm)	Whole Body Weight (g wet)	Sex	Stomach Content Weight (g wet)	CWT age	CWT	Fin Clip
HS200814-VI22-118-007	SOCKEYE	138	28					
HS200814-VI22-118-008	SOCKEYE	137	25					
HS200814-VI22-118-009	SOCKEYE	162	42					
HS200814-VI22-118-010	SOCKEYE	157	41					
HS200814-VI22-118-011	SOCKEYE	143	29					
HS200814-VI22-118-012	SOCKEYE	161	47					
HS200814-VI22-118-013	SOCKEYE	144	28					
HS200814-VI22-118-014	SOCKEYE	152	33					
HS200814-VI22-118-015	SOCKEYE	153	33					
HS200814-VI22-118-016	SOCKEYE	144	30					
HS200814-VI22-118-017	SOCKEYE	143	26					
HS200814-VI23-118-001	SOCKEYE	145	30					
HS200814-VI23-118-002	SOCKEYE	128	19					
HS200814-VI23-118-003	SOCKEYE	170	49					
HS200814-VI23-118-004	SOCKEYE	125	21					
HS200814-VI23-118-005	SOCKEYE	138	24					
HS200814-VI23-118-006	SOCKEYE	136	22					
HS200814-VI23-118-007	SOCKEYE	161	38					
HS200814-VI23-118-008	SOCKEYE	158	31					
HS200814-VI23-118-009	SOCKEYE	150	33					
HS200814-VI23-118-010	SOCKEYE	141	29					
HS200814-VI23-118-011	SOCKEYE	128	21					
HS200814-VI23-118-012	SOCKEYE	152	34					
HS200814-VI23-118-013	SOCKEYE	165	46					
HS200814-VI23-118-014	SOCKEYE	144	31					
HS200814-VI23-118-015	SOCKEYE	162	48					
HS200814-VI23-118-016	SOCKEYE	151	33					
HS200814-VI23-118-017	SOCKEYE	137	27					
HS200814-VI23-118-018	SOCKEYE	133	23					
HS200814-VI23-118-019	SOCKEYE	132	25					
HS200814-VI23-118-020	SOCKEYE	134	28					
HS200814-VI23-118-021	SOCKEYE	133	24					
HS200814-VI23-118-022	SOCKEYE	136	26					
HS200814-VI23-118-023	SOCKEYE	150	33					
HS200814-VI23-118-024	SOCKEYE	126	21					
HS200814-VI23-118-025	SOCKEYE	128	21					
HS200814-VI23-118-026	SOCKEYE	134	26					
HS200814-VI23-118-027	SOCKEYE	130	21					
HS200814-VI23-118-028	SOCKEYE	134	23					

Table 3. Biological data collected for each salmon caught on the CFV VIKING STORM survey to the Gulf of Alaska, 18/06/2008 - 05/07/2008.

Fish Number	Species	Fork Length (mm)	Whole Body Weight (g wet)	Sex	Stomach Content Weight (g wet)	CWT age	CWT	Fin Clip
HS200814-VI23-118-029	SOCKEYE	152	35					
HS200814-VI23-118-030	SOCKEYE	147	35					
HS200814-VI23-118-031	SOCKEYE	132						
HS200814-VI23-118-032	SOCKEYE	142						
HS200814-VI23-118-033	SOCKEYE	146						
HS200814-VI23-118-034	SOCKEYE	148						
HS200814-VI23-118-035	SOCKEYE	137						
HS200814-VI23-118-036	SOCKEYE	136						
HS200814-VI23-118-037	SOCKEYE	142						
HS200814-VI23-118-038	SOCKEYE	139						
HS200814-VI23-118-039	SOCKEYE	132						
HS200814-VI23-118-040	SOCKEYE	141						
HS200814-VI23-118-041	SOCKEYE	132						
HS200814-VI23-118-042	SOCKEYE	147						
HS200814-VI23-118-043	SOCKEYE	150						
HS200814-VI23-118-044	SOCKEYE	130						
HS200814-VI23-118-045	SOCKEYE	131						
HS200814-VI23-118-046	SOCKEYE	235						
HS200814-VI24-118-001	SOCKEYE	134	25					
HS200814-VI24-118-002	SOCKEYE	131	24					
HS200814-VI24-118-003	SOCKEYE	124	21					
HS200814-VI24-118-004	SOCKEYE	158	41					
HS200814-VI24-118-005	SOCKEYE	117	17					
HS200814-VI24-118-006	SOCKEYE	120	19					
HS200814-VI24-118-007	SOCKEYE	128	19					
HS200814-VI24-118-008	SOCKEYE	128	19					
HS200814-VI24-118-009	SOCKEYE	134	23					
HS200814-VI24-118-010	SOCKEYE	132	21					
HS200814-VI24-118-011	SOCKEYE	134	24					
HS200814-VI24-118-012	SOCKEYE	154	39					
HS200814-VI24-118-013	SOCKEYE	129	21					
HS200814-VI25-118-001	SOCKEYE	168	51					
HS200814-VI28-118-001	SOCKEYE	162	46					
HS200814-VI28-118-002	SOCKEYE	124	18					
HS200814-VI28-118-003	SOCKEYE	177	51					
HS200814-VI28-118-004	SOCKEYE	185	66					
HS200814-VI28-118-005	SOCKEYE	173	52					
HS200814-VI28-118-006	SOCKEYE	150	36					
HS200814-VI28-118-007	SOCKEYE	165	42					

Table 3. Biological data collected for each salmon caught on the CFV VIKING STORM survey to the Gulf of Alaska, 18/06/2008 - 05/07/2008.

Fish Number	Species	Fork Length (mm)	Whole Body Weight (g wet)	Sex	Stomach Content Weight (g wet)	CWT age	CWT	Fin Clip
HS200814-VI28-118-008	SOCKEYE	132	23					
HS200814-VI28-118-009	SOCKEYE	161	39					
HS200814-VI28-118-010	SOCKEYE	132	20					
HS200814-VI28-118-011	SOCKEYE	196	78					
HS200814-VI28-118-012	SOCKEYE	135	24					
HS200814-VI28-118-013	SOCKEYE	186	60					
HS200814-VI28-118-014	SOCKEYE	172						
HS200814-VI28-118-015	SOCKEYE	178						
HS200814-EP02-128-001	STEELHEAD	212	92					
HS200814-EP02-128-002	STEELHEAD	191	66					
HS200814-EP03-128-001	STEELHEAD	194	69					AD
HS200814-EP06-128-001	STEELHEAD	240	117					AD
HS200814-EP06-128-002	STEELHEAD	269	178					AD
HS200814-EP07-128-001	STEELHEAD	248	153					
HS200814-EP08-128-001	STEELHEAD	240	131					
HS200814-HS05-128-001	STEELHEAD	182	55					
HS200814-VI04-128-001	STEELHEAD	683	3340	F				AD
HS200814-VI07-128-001	STEELHEAD	228	104					AD
HS200814-VI07-128-002	STEELHEAD	246	161					AD
HS200814-VI07-128-003	STEELHEAD	230	124					
HS200814-VI07-128-004	STEELHEAD	200	85					
HS200814-VI07-128-005	STEELHEAD	221	113					
HS200814-VI08-128-001	STEELHEAD	240	133					
HS200814-VI09-128-001	STEELHEAD	238	124					
HS200814-VI09-128-002	STEELHEAD	220	105					
HS200814-VI15-128-001	STEELHEAD	259	164					
HS200814-VI16-128-001	STEELHEAD	551	1740	M				

Table 4. Physical oceanographic data collected on the CFV VIKING STORM survey to the Gulf of Alaska, 18/06/2008 - 05/07/2008.

Station ID	Station Name	Region	Date UTC	Time UTC	Latitude (°N)	Longitude (°W)	Bottom Depth (m)	SST (°C)	SSS (ppt)	NO3 $\mu$ moles/L	Si $\mu$ moles/L	PO4 $\mu$ moles/L	Chl A $\mu$ g/L
HS200814-GS01	GS - E OFF GABRIOLA I	GS	18-Jun-08	20:17	49.206	123.700	335			3.45	18.5	0.66	
HS200814-GS02	GS - MID GULF W OFF POINT GREY	GS	18-Jun-08	21:45	49.209	123.481	308			0.35	21.2	0.24	
HS200814-GS03	GS - W OFF VANCOUVER	GS	18-Jun-08	22:28	49.216	123.341	188			0.2	25.75	0.15	
HS200814-GS04	GS - W OFF RICHMOND	GS	18-Jun-08	23:38	49.122	123.352	149			8.7	26.5	1.07	
HS200814-GS05	GS - MID GULF W OFF RICHMOND	GS	19-Jun-08	00:14	49.117	123.465	319			4.7	22.25	0.77	
HS200814-GS06	GS - MID GULF W OFF TSAWWASSEN	GS	19-Jun-08	01:38	49.012	123.397	273			11.1	28.65	1.26	
HS200814-GS07	GS - OFF TSAWWASSEN	GS	19-Jun-08	02:20	49.012	123.277	151			9.75	25.8	1.2	
HS200814-JF01	JF - BEECHY HEAD	JF	19-Jun-08	14:04	48.287	123.647	171			23.05	40.35	2.01	
HS200814-JF02	JF - SHERINGHAM PT	JF	19-Jun-08	15:46	48.341	123.866	124			21.9	38.95	1.92	
HS200814-JF03	JF - MAGDELENA PT	JF	19-Jun-08	17:38	48.429	124.182	68			21.85	38.9	1.9	
HS200814-JF04	JF - SOMBRIO	JF	19-Jun-08	18:49	48.463	124.327	89			22.8	39.15	1.97	
HS200814-JF05	JF - PORT RENFREW	JF	19-Jun-08	20:11	48.534	124.494	40			21.55	37.7	1.85	
HS200814-JF06	JF - CARMANAH PT	JF	19-Jun-08	21:50	48.565	124.697	73			17.35	31.85	1.57	
HS200814-VI01	WCVI - CLO-OOSE	VI	19-Jun-08	23:15	48.600	124.875	56			18.95	34.65	1.68	
HS200814-VI02	WCVI - PACHENA PT	VI	20-Jun-08	00:57	48.670	125.051	44			18.85	34	1.64	
HS200814-IVI01	BARKLEY SD - IMPERIAL EAGLE CH	IVI	20-Jun-08	13:59	48.911	125.208	93			16.05	26.35	1.77	
HS200814-VI03	WCVI - OFF BARKLEY SD	VI	20-Jun-08	15:43	48.800	125.355	85			6.4	13.3	0.81	
HS200814-VI04	WCVI - OFF BARKLEY SD	VI	20-Jun-08	17:28	48.683	125.583	155			6.45	14.1	0.81	
HS200814-VI05	WCVI - OFF BARKLEY SD	VI	20-Jun-08	19:12	48.593	125.712	62			16.7	31.5	1.47	
HS200814-VI06	WCVI - OFF BARKLEY SD	VI	20-Jun-08	20:39	48.485	125.848	111			14.4	30.5	1.34	
HS200814-VI07	WCVI - OFF BARKLEY SD	VI	20-Jun-08	22:23	48.382	125.987	213			1.9	6.45	0.51	
HS200814-VI08	WCVI - OFF BARKLEY SD	VI	20-Jun-08	23:31	48.263	126.102	1100			2.55	7.6	0.56	
HS200814-VI09	WCVI - OFF BARKLEY SD	VI	21-Jun-08	01:36	48.176	126.224	2000			2.65	5.8	0.6	
HS200814-VI10	WCVI - OFF TOFINO	VI	21-Jun-08	13:58	49.098	126.004	39			5.6	13.5	0.91	
HS200814-VI11	WCVI - OFF TOFINO	VI	21-Jun-08	15:09	49.053	126.098	53			2.55	9.3	0.72	
HS200814-VI12	WCVI - OFF TOFINO	VI	21-Jun-08	16:14	48.995	126.203	86			1.95	6.35	0.64	
HS200814-VI13	WCVI - OFF TOFINO	VI	21-Jun-08	18:07	48.925	126.310	133			4.6	13.05	0.81	
HS200814-VI14	WCVI - OFF TOFINO	VI	21-Jun-08	19:23	48.860	126.403	170			0.1	0.65	0.3	
HS200814-VI15	WCVI - OFF TOFINO	VI	21-Jun-08	20:52	48.800	126.500	246			2.6	6.7	0.61	
HS200814-VI16	WCVI - OFF CLAYUQUOT SD	VI	21-Jun-08	23:13	48.983	126.464	154			0.3	2.45	0.31	

Table 4. Physical oceanographic data collected on the CFV VIKING STORM survey to the Gulf of Alaska, 18/06/2008 - 05/07/2008.

Station ID	Station Name	Region	Date UTC	Time UTC	Latitude (°N)	Longitude (°W)	Bottom Depth (m)	SST (°C)	SSS (ppt)	NO3 $\mu\text{moles/L}$	Si $\mu\text{moles/L}$	PO4 $\mu\text{moles/L}$	Chl A $\mu\text{g/L}$
HS200814-VI17	WCVI - OFF CLAYUQUOT SD	VI	22-Jun-08	00:58	49.102	126.377	103			2.55	8.25	0.71	
HS200814-EP01	WCVI - ESTEVAN PT	VI	22-Jun-08	14:01	49.340	126.548	40			15.45	29.6	1.7	
HS200814-EP02	WCVI - ESTEVAN PT	VI	22-Jun-08	15:26	49.317	126.605	82			4.95	13.85	0.97	
HS200814-EP03	WCVI - ESTEVAN PT	VI	22-Jun-08	17:45	49.282	126.677	109			4.4	11.8	0.78	
HS200814-EP04	WCVI - ESTEVAN PT	VI	22-Jun-08	19:18	49.243	126.752	120			2.5	7.65	0.55	
HS200814-EP05	WCVI - ESTEVAN PT	VI	22-Jun-08	20:14	49.207	126.830	141			2	6	0.52	
HS200814-EP06	WCVI - ESTEVAN PT	VI	22-Jun-08	21:38	49.178	126.905	180			0.55	7.1	0.44	
HS200814-EP07	WCVI - ESTEVAN PT	VI	22-Jun-08	22:41	49.137	126.983	445			0.8	5.8	0.42	
HS200814-EP08	WCVI - ESTEVAN PT	VI	23-Jun-08	00:35	49.043	127.155	1500			3.35	5.9	0.6	
HS200814-VI18	WCVI - OFF ESPERANZA	VI	23-Jun-08	15:01	49.642	126.949	42			5.7	14.6	0.98	
HS200814-VI19	WCVI - OFF ESPERANZA	VI	23-Jun-08	16:19	49.593	127.042	106			5.1	13.2	0.95	
HS200814-VI20	WCVI - OFF ESPERANZA	VI	23-Jun-08	17:46	49.537	127.140	136			0.45	2	0.38	
HS200814-VI21	WCVI - OFF ESPERANZA	VI	23-Jun-08	19:15	49.485	127.242	279			0.05	2	0.29	
HS200814-VI22	WCVI - OFF KYUQUOT	VI	23-Jun-08	23:23	49.810	127.525	83			0.35	3.95	0.42	
HS200814-VI23	WCVI - OFF KYUQUOT	VI	24-Jun-08	00:52	49.880	127.437	67			10.55	20.5	1.33	
HS200814-IVI02	QUATSINO - QUATSINO CH	IVI	24-Jun-08	14:05	50.512	127.693	131			12.3	21.45	1.23	
HS200814-IVI03	QUATSINO - QUATSINO CH	IVI	24-Jun-08	15:57	50.472	127.935	193			2.55	7.2	0.56	
HS200814-IVI04	QUATSINO - QUATSINO SD	IVI	24-Jun-08	17:05	50.418	128.000	156			0.35	2.45	0.36	
HS200814-VI24	WCVI - OFF QUATSINO	VI	24-Jun-08	18:33	50.358	128.100	83			3.5	4.85	0.67	
HS200814-VI25	WCVI - OFF QUATSINO	VI	24-Jun-08	19:38	50.300	128.203	200			3.85	5.85	0.73	
HS200814-VI26	WCVI - OFF QUATSINO	VI	24-Jun-08	21:12	50.243	128.308	900			3.15	4.7	0.67	4.26
HS200814-VI27	WCVI - OFF C PALMERSTON	VI	25-Jun-08	00:08	50.498	128.580	600			6.15	9.1	0.85	3.39
HS200814-VI28	WCVI - OFF SAN JOSEF BAY	VI	25-Jun-08	01:46	50.599	128.446	121			3.9	4.8	0.66	4.65
HS200814-T08	TRIANGLE IS	VI	25-Jun-08	13:58	50.705	129.485	2000			5.55	7.95	0.82	1.43
HS200814-T07	TRIANGLE IS	VI	25-Jun-08	16:25	50.820	129.232	107			8.7	13.25	1.02	6.57
HS200814-T06	TRIANGLE IS	VI	25-Jun-08	18:11	50.929	129.004	57			2.6	5	0.67	8.41
HS200814-T05	TRIANGLE IS	QCSD	25-Jun-08	19:36	51.002	128.867	58			0.55	3.6	0.39	6.99
HS200814-T04	TRIANGLE IS	QCSD	25-Jun-08	20:45	51.075	128.727	60			0.85	4.5	0.45	3.62
HS200814-T03	TRIANGLE IS	QCSD	25-Jun-08	22:04	51.138	128.595	159			0.3	3.7	0.35	2.53
HS200814-T02	TRIANGLE IS	QCSD	25-Jun-08	23:18	51.208	128.465	192			1.1	5	0.49	5.46



Table 4. Physical oceanographic data collected on the CFV VIKING STORM survey to the Gulf of Alaska, 18/06/2008 - 05/07/2008.

Station ID	Station Name	Region	Date UTC	Time UTC	Latitude (°N)	Longitude (°W)	Bottom Depth (m)	SST (°C)	SSS (ppt)	NO3 $\mu$ moles/L	Si $\mu$ moles/L	PO4 $\mu$ moles/L	Chl A $\mu$ g/L
HS200814-T01	TRIANGLE IS	QCSD	26-Jun-08	00:53	51.275	128.333	75			2.15	6.7	0.58	7.26
HS200814-H02	HECATE ST	HS	26-Jun-08	12:59	52.267	129.437	176			0.15	2.4	0.29	3.22
HS200814-H03	HECATE ST	HS	26-Jun-08	14:54	52.316	129.696	218			5.1	7.85	0.74	1.37
HS200814-H04	HECATE ST	HS	26-Jun-08	16:31	52.373	129.960	209			2.85	4.55	0.58	1.28
HS200814-H05	HECATE ST	HS	26-Jun-08	18:27	52.426	130.217	324			5.35	6.55	0.75	1.28
HS200814-H06	HECATE ST	HS	26-Jun-08	20:16	52.481	130.482	170			5.1	7.15	0.72	1.56
HS200814-H07	HECATE ST	HS	26-Jun-08	22:12	52.537	130.742	116			1.8	4.75	0.49	1.84
HS200814-H08	HECATE ST	HS	26-Jun-08	23:44	52.593	131.007	109			3	5.55	0.6	1.67
HS200814-HS01	HS - LASKEET BK	HS	27-Jun-08	14:36	52.815	130.905	45			5.45	10	0.73	1.36
HS200814-HS02	HS - LASKEET BK	HS	27-Jun-08	16:49	53.041	130.883	55						
HS200814-HS03	HS - LASKEET BK	HS	27-Jun-08	18:32	53.219	130.954	90			5.55	11.35	0.79	1.75
HS200814-HS04	HS - OFF BONILLA IS	HS	27-Jun-08	20:12	53.350	131.074	45						
HS200814-HS05	HS - OFF BONILLA IS	HS	27-Jun-08	21:39	53.488	131.000	52			3.6	7.6	0.64	3.29
HS200814-DT01	DE - CELESTIAL RK TRANSECT	DE	28-Jun-08	14:10	54.400	131.023	45			3.45	9.9	0.78	3.57
HS200814-DT02	DE - CELESTIAL RK TRANSECT	DE	28-Jun-08	15:43	54.427	131.200	150						
HS200814-DT03	DE - CELESTIAL RK TRANSECT	DE	28-Jun-08	17:03	54.442	131.390	277			9.25	16.25	1.03	3.14
HS200814-DT04	DE - CELESTIAL RK TRANSECT	DE	28-Jun-08	18:36	54.455	131.583	287						
HS200814-DT05	DE - CELESTIAL RK TRANSECT	DE	28-Jun-08	19:46	54.467	131.763	332			4.45	7	0.68	5.5
HS200814-DT06	DE - CELESTIAL RK TRANSECT	DE	28-Jun-08	21:22	54.477	131.951	302						
HS200814-DT07	DE - CELESTIAL RK TRANSECT	DE	28-Jun-08	22:38	54.487	132.135	265			4.7	7.85	0.64	5.31
HS200814-D01	DE - LEERMOUTH BK TRANSECT	DE	29-Jun-08	00:29	54.549	132.349	315			4.9	7.65	0.65	2.8
HS200814-DE04	DE - VIRAGO SD	DE	29-Jun-08	14:10	54.129	132.464	46			9.65	17.4	1.09	1.3
HS200814-DE05	DE - WIAH PT	DE	29-Jun-08	16:10	54.180	132.759	61						
HS200814-DE06	DE - LANGARA	DE	29-Jun-08	17:17	54.242	132.923	150			7.4	16.4	0.86	1.23
HS200814-D04	DE - LEERMOUTH BK TRANSECT	DE	29-Jun-08	19:28	54.420	133.024	148			9.7	17.75	1.02	2.25
HS200814-D05	DE - LEERMOUTH BK TRANSECT	DE	29-Jun-08	20:48	54.369	133.253	446						
HS200814-D06	DE - LEERMOUTH BK TRANSECT	DE	29-Jun-08	22:16	54.319	133.405	345			7.15	15.8	0.86	0.98
HS200814-D07	DE - LEERMOUTH BK TRANSECT	DE	29-Jun-08	23:46	54.250	133.632	279						
HS200814-QCI01	QCI - OFF FREDERICK I, GRAHAM I	QCI	30-Jun-08	14:09	53.912	133.362	59			4.35	12.55	0.7	2.51
HS200814-QCI02	QCI - OFF FREDERICK I, GRAHAM I	QCI	30-Jun-08	15:36	53.841	133.378	195			6.45	15.45	0.82	1.02

Table 4. Physical oceanographic data collected on the CFV VIKING STORM survey to the Gulf of Alaska, 18/06/2008 - 05/07/2008.

Station ID	Station Name	Region	Date UTC	Time UTC	Latitude (°N)	Longitude (°W)	Bottom Depth (m)	SST (°C)	SSS (ppt)	NO3 $\mu$ moles/L	Si $\mu$ moles/L	PO4 $\mu$ moles/L	Chl A $\mu$ g/L
HS200814-QCI03	QCI - OFF TIAN HEAD, GRAHAM I	QCI	30-Jun-08	16:55	53.807	133.216	69						
HS200814-QCI04	QCI - OFF TIAN HEAD, GRAHAM I	QCI	30-Jun-08	18:19	53.722	133.241	212						
HS200814-QCI05	QCI - OFF LOUIS PT, GRAHAM I	QCI	30-Jun-08	19:30	53.692	133.097	138			4.3	13.8	0.7	2.58
HS200814-QCI06	QCI - OFF SALVESEN PT, GRAHAM I	QCI	30-Jun-08	20:56	53.600	133.123				2.45	9.85	0.56	2.12
HS200814-QCI07	QCI - OFF HIPPA I, GRAHAM I	QCI	30-Jun-08	21:56	53.536	133.059	180						
HS200814-QCI08	QCI - OFF KUNAKUN PT	QCI	30-Jun-08	23:16	53.463	132.997	268						
HS200814-QCI09	QCI - OFF RENNEL SD, GRAHAM I	QCI	01-Jul-08	00:29	53.420	132.861	136			5.6	13.65	0.74	1.28
HS200814-QCI10	QCI - OFF RENNEL SD, GRAHAM I	QCI	01-Jul-08	14:05	53.372	132.753	139			5.5	14.25	0.8	1.25
HS200814-QCI11	QCI - OFF TINAKIN, GRAHAM I	QCI	01-Jul-08	15:41	53.261	132.768	105						
HS200814-QCI12	QCI - OFF CARTWRIGHT SD, GRAHAM I	QCI	01-Jul-08	17:00	53.149	132.659	163			5.9	14.6	0.77	1.4
HS200814-QCI13	QCI - OFF KITGORO PT, MORESBY I	QCI	01-Jul-08	18:46	53.053	132.552	165						
HS200814-QCI14	QCI - OFF ENGLEFIELD BAY, MORESBY I	QCI	01-Jul-08	20:11	52.943	132.443				6.2	13.7	0.81	1.47
HS200814-QCI15	QCI - OFF BOTTLE PT, MORESBY I	QCI	01-Jul-08	21:42	52.883	132.313	77						
HS200814-QCI16	QCI - N TASU SD, MORESBY I	QCI	01-Jul-08	23:00	52.787	132.207	150			7.35	14.6	0.86	1.25
HS200814-QCI17	QCI - S TASU SD, MORESBY I	QCI	02-Jul-08	14:00	52.708	132.117	151			6.3	14.8	0.79	1.72
HS200814-QCI18	QCI - OFF BARRY IN, MORESBY I	QCI	02-Jul-08	16:03	52.568	131.912							
HS200814-QCI19	QCI - OFF GOWGAIA BAY, MORESBY I	QCI	02-Jul-08	17:39	52.434	131.717	204			6.15	14.8	0.8	9.24
HS200814-QCI20	QCI - OFF WELLS COVE, MORESBY I	QCI	02-Jul-08	19:28	52.304	131.566	180						
HS200814-QCI21	QCI - OFF MAGAS PT, MORESBY I	QCI	02-Jul-08	21:17	52.176	131.403	167			8.8	13.75	0.92	1.32
HS200814-QCI22	QCI - OFF ANTHONY I, KUNGHIT I	QCI	02-Jul-08	22:59	52.081	131.289	180						
HS200814-QCI23	QCI - OFF BARBER PT, KUNGHIT I	QCI	03-Jul-08	00:13	51.978	131.158	316			5.75	9.15	0.67	1.2
HS200814-HS06	HS - OFF C ST. JAMES	HS	03-Jul-08	14:00	51.955	130.957	107			8.15	13.75	0.93	1.37
HS200814-QCSD01	QCSD - OFF C ST. JAMES	QCSD	03-Jul-08	15:53	51.886	130.726	300						
HS200814-GS08	GS - OFF C MUDGE	GS	04-Jul-08	21:24	49.950	125.098	229			5.25	31.7	0.7	5.42
HS200814-GS09	GS - E OFF OYSTER R, VI	GS	04-Jul-08	22:18	49.894	125.054	142			10.6	38.15	1.19	4.91
HS200814-GS10	GS - OFF MONTGOMERY BK E	GS	04-Jul-08	22:56	49.899	124.941	141			5.9	36.25	0.74	4.96
HS200814-GS11	GS - MID GULF, E OFF BLACK CK VI	GS	04-Jul-08	23:56	49.835	124.934	200			14.9	38.4	1.5	0.84
HS200814-GS12	GS - MID GULF, E OFF COURTNEY VI	GS	05-Jul-08	00:40	49.827	124.822	268			1.35	31.65	0.39	1.78
HS200814-GS13	GS - E OFF LITTLE R, VI	GS	05-Jul-08	01:40	49.815	124.716	160			0.55	34.65	0.31	6.47
HS200814-GS14	GS - W OFF POWEL R	GS	05-Jul-08	02:27	49.832	124.582	260			1	36.55	0.31	5.5

Table 4. Physical oceanographic data collected on the CFV VIKING STORM survey to the Gulf of Alaska, 18/06/2008 - 05/07/2008.

Station ID	Station Name	Region	Date UTC	Time UTC	Latitude (°N)	Longitude (°W)	Bottom Depth (m)	SST (°C)	SSS (ppt)	NO3 $\mu$ moles/L	Si $\mu$ moles/L	PO4 $\mu$ moles/L	Chl A $\mu$ g/L
HS200814-GS15	GS - E OFF COMOX, VI	GS	05-Jul-08	14:37	49.745	124.770	325			10	40.75	1.46	7.73
HS200814-GS16	GS - OFF NW TEXADA I	GS	05-Jul-08	15:44	49.707	124.660	338			2.55	35.1	0.42	5
HS200814-GS17	GS - E OFF CONUBEAK PT, DENMAN I	GS	05-Jul-08	16:24	49.633	124.680	121			7.45	34.5	0.95	11.29
HS200814-GS18	GS - W OFF GILLIES BAY, TEXADA I	GS	05-Jul-08	17:18	49.613	124.563	145			6.75	38.85	0.84	5.15
HS200814-GS19	GS - W OFF HORNBY I	GS	05-Jul-08	17:57	49.546	124.578	171			11	40.3	1.16	4.88
HS200814-GS20	GS - N OFF LASQUETI I	GS	05-Jul-08	18:58	49.518	124.458	190			3.85	34.65	0.46	3.06
HS200814-GS21	GS - W OFF LASQUETI I	GS	05-Jul-08	19:42	49.442	124.480	325			17.2	47.05	1.58	2.36
HS200814-GS22	GS - E OFF PARKSVILLE, VI	GS	05-Jul-08	21:17	49.371	124.253	317			9.35	33.75	0.98	2.8
HS200814-GS23	GS - S OFF LASQUETI I	GS	05-Jul-08	22:03	49.392	124.133	273			3.85	31.2	0.51	2.23
HS200814-GS24	GS - W OFF THORMANBY I	GS	05-Jul-08	23:00	49.433	124.035	395			3	35.05	0.5	5.02
HS200814-GS25	GS - SW OFF THORMANBY I	GS	05-Jul-08	23:44	49.374	123.967	402			2.55	30.95	0.46	4.18
HS200814-GS26	GS - MID GULF, E OFF NANOOSE	GS	06-Jul-08	00:42	49.315	123.911	411			6.5	27.4	0.76	1.78

Table 5. Zooplankton data from bongo tows collected on the CFV VIKING STORM survey to the Gulf of Alaska, 18/06/2008 - 05/07/2008.

Station ID	Station Name	Region	Latitude (°N)	Longitude (°W)	Date	Time	Target Depth (m)	Tow Duration	Plankton Weights by Size Fraction (g dry / 1000 cu m)				
									8.0mm	1.7mm	1.0mm	0.25mm	Total
HS200814-GS01	GS - E OFF GABRIOLA I	GS	49.206	123.701	18-Jun-08	13:27	150	00:07	0	26.21	6.97	17.01	50.19
HS200814-GS02	GS - MID GULF W OFF POINT GREY	GS	49.206	123.483	18-Jun-08	14:33	150	00:07	0	25.35	5.35	13.72	44.42
HS200814-GS03	GS - W OFF VANCOUVER	GS	49.217	123.341	18-Jun-08	15:38	150	00:07	0	23.24	5.63	16.2	45.07
HS200814-GS04	GS - W OFF RICHMOND	GS	49.119	123.350	18-Jun-08	16:27	135	00:06	5.39	23.27	9.8	25.48	63.94
HS200814-GS05	GS - MID GULF W OFF RICHMOND	GS	49.120	123.470	18-Jun-08	17:24	150	00:06	0	15.76	5.03	13.92	34.71
HS200814-GS06	GS - MID GULF W OFF TSAWWASSEN	GS	49.012	123.396	18-Jun-08	18:27	150	00:06	4.64	65.2	8.46	14.46	92.75
HS200814-GS07	GS - OFF TSAWWASSEN	GS	49.014	123.279	18-Jun-08	19:29	140	00:05	10.69	55.19	10.94	21.13	97.95
HS200814-JF01	JF - BEECHY HEAD	JF	48.288	123.653	19-Jun-08	07:13	150	00:07	0	33.22	7.86	17.5	58.58
HS200814-JF02	JF - SHERINGHAM PT	JF	48.338	123.855	19-Jun-08	08:35	120	00:06	0	16.27	1.93	11.58	29.78
HS200814-JF03	JF - MAGDELENA PT	JF	48.430	124.185	19-Jun-08	10:42	55	00:03	0	3.19	1.28	20.44	24.91
HS200814-JF04	JF - SOMBRIO	JF	48.463	124.324	19-Jun-08	11:42	75	00:03	0	5.94	0.99	23.25	30.18
HS200814-JF05	JF - PORT RENFREW	JF	48.534	124.493	19-Jun-08	13:14	35	00:02	0	0	1.12	23.55	24.67
HS200814-JF06	JF - CARMANAH PT	JF	48.564	124.701	19-Jun-08	14:42	65	00:03	0	2.06	0.51	24.2	26.78
HS200814-VI01	WCVI - CLO-OOSE	VI	48.600	124.874	19-Jun-08	16:19	45	00:03	0	1.8	0	9.01	10.81
HS200814-VI02	WCVI - PACHENA PT	VI	48.671	125.054	19-Jun-08	17:49	40	00:04	0	1.47	1.47	17.64	20.58
HS200814-IVI01	BARKLEY SD - IMPERIAL EAGLE CH	IVI	48.911	125.209	20-Jun-08	07:05	85	00:04	0	22.94	5.35	36.32	64.61
HS200814-VI03	WCVI - OFF BARKLEY SD	VI	48.802	125.352	20-Jun-08	08:32	75	00:05	0	34.32	3.36	18.17	55.85
HS200814-VI04	WCVI - OFF BARKLEY SD	VI	48.685	125.585	20-Jun-08	10:37	145	00:07	13.18	21.88	4.97	14.67	54.69
HS200814-VI05	WCVI - OFF BARKLEY SD	VI	48.592	125.712	20-Jun-08	12:05	55	00:03	0	1.78	5.34	16.62	23.75
HS200814-VI06	WCVI - OFF BARKLEY SD	VI	48.486	125.848	20-Jun-08	13:47	100	00:05	0	5.31	6.11	10.62	22.05
HS200814-VI07	WCVI - OFF BARKLEY SD	VI	48.385	125.988	20-Jun-08	15:09	150	00:09	0	8.04	13.27	18.3	39.61
HS200814-VI08	WCVI - OFF BARKLEY SD	VI	48.263	126.100	20-Jun-08	17:00	150	00:07	0	8.49	2.23	17.64	28.36
HS200814-VI09	WCVI - OFF BARKLEY SD	VI	48.174	126.225	20-Jun-08	18:24	150	00:06	6.92	22.54	5.12	32.02	66.6
HS200814-VI10	WCVI - OFF TOFINO	VI	49.099	126.004	21-Jun-08	07:03	35	00:02	0	96.73	5.89	40.37	142.99
HS200814-VI11	WCVI - OFF TOFINO	VI	49.053	126.097	21-Jun-08	08:00	45	00:03	137.2	41	9.46	48.1	235.77
HS200814-VI12	WCVI - OFF TOFINO	VI	48.996	126.202	21-Jun-08	09:21	80	00:03	71.09	10.09	3.95	40.37	125.51
HS200814-VI13	WCVI - OFF TOFINO	VI	48.925	126.310	21-Jun-08	10:55	125	00:06	70.01	20.13	34.42	34.71	159.27
HS200814-VI14	WCVI - OFF TOFINO	VI	48.860	126.402	21-Jun-08	12:34	150	00:07	20.8	6.39	29.04	59.32	115.56
HS200814-VI15	WCVI - OFF TOFINO	VI	48.801	126.502	21-Jun-08	13:42	150	00:07	0	5.02	3.43	3.65	12.1
HS200814-VI16	WCVI - OFF CLAYUQUOT SD	VI	48.981	126.460	21-Jun-08	16:22	145	00:07	0	23.09	24.58	37.8	85.47

Table 5. Zooplankton data from bongo tows collected on the CFV VIKING STORM survey to the Gulf of Alaska, 18/06/2008 - 05/07/2008.

Station ID	Station Name	Region	Latitude (°N)	Longitude (°W)	Date	Time	Target Depth (m)	Tow Duration	Plankton Weights by Size Fraction (g dry / 1000 cu m)				
									8.0mm	1.7mm	1.0mm	0.25mm	Total
HS200814-VI17	WCVI - OFF CLAYUQUOT SD	VI	49.102	126.378	21-Jun-08	17:56	95	00:06	29.8	28.19	23.62	33.29	114.89
HS200814-EP01	WCVI - ESTEVAN PT	VI	49.339	126.547	22-Jun-08	07:07	40	00:03	0	32.65	5.94	60.56	99.15
HS200814-EP02	WCVI - ESTEVAN PT	VI	49.316	126.608	22-Jun-08	08:16	75	00:04	188.19	86.56	3.5	35.75	314.01
HS200814-EP03	WCVI - ESTEVAN PT	VI	49.281	126.676	22-Jun-08	10:52	100	00:04	0	3.91	11.4	29.3	44.6
HS200814-EP04	WCVI - ESTEVAN PT	VI	49.243	126.753	22-Jun-08	12:09	110	00:05	16.08	4.99	14.14	35.49	70.71
HS200814-EP05	WCVI - ESTEVAN PT	VI	49.206	126.828	22-Jun-08	13:25	135	00:06	9.8	14.94	18.13	31.36	74.23
HS200814-EP06	WCVI - ESTEVAN PT	VI	49.177	126.906	22-Jun-08	14:26	150	00:07	13.95	14.42	11.63	37.67	77.67
HS200814-EP07	WCVI - ESTEVAN PT	VI	49.137	126.982	22-Jun-08	15:50	150	00:07	20.82	11.76	19.35	36.26	88.19
HS200814-EP08	WCVI - ESTEVAN PT	VI	49.045	127.157	22-Jun-08	17:24	150	00:07	0	14.09	30.74	25.36	70.19
HS200814-VI18	WCVI - OFF ESPERANZA	VI	49.642	126.948	23-Jun-08	08:07	35	00:02	0	88.59	5.61	124.48	218.68
HS200814-VI19	WCVI - OFF ESPERANZA	VI	49.594	127.040	23-Jun-08	09:09	95	00:04	51.64	12.13	15.65	34.43	113.84
HS200814-VI20	WCVI - OFF ESPERANZA	VI	49.537	127.140	23-Jun-08	10:54	130	00:06	0	26.66	107.66	54.86	189.18
HS200814-VI21	WCVI - OFF ESPERANZA	VI	49.484	127.239	23-Jun-08	11:58	150	00:07	30.98	47.39	69.13	43.08	190.58
HS200814-VI22	WCVI - OFF KYUQUOT	VI	49.811	127.525	23-Jun-08	16:28	75	00:04	21.78	33.4	47.2	72.61	174.99
HS200814-VI23	WCVI - OFF KYUQUOT	VI	49.878	127.435	23-Jun-08	17:44	60	00:04	78.46	22.81	2.07	25.92	129.27
HS200814-IVI02	QUATSINO - QUATSINO CH	IVI	50.510	127.695	24-Jun-08	07:13	115	00:05	0	25.08	17.34	55.73	98.14
HS200814-IVI03	QUATSINO - QUATSINO CH	IVI	50.473	127.934	24-Jun-08	08:45	150	00:06	9.94	12.81	6.28	67.46	96.49
HS200814-IVI04	QUATSINO - QUATSINO SD	IVI	50.419	127.997	24-Jun-08	10:13	140	00:08	28.68	18.45	6.22	30.46	83.81
HS200814-VI24	WCVI - OFF QUATSINO	VI	50.358	128.100	24-Jun-08	11:24	75	00:04	0	63.66	45.81	80.36	189.83
HS200814-VI25	WCVI - OFF QUATSINO	VI	50.303	128.204	24-Jun-08	12:47	150	00:07	32.47	5.27	32.91	40.81	111.46
HS200814-VI26	WCVI - OFF QUATSINO	VI	50.241	128.304	24-Jun-08	14:00	150	00:07	0	21.24	25.12	30.6	76.95
HS200814-VI27	WCVI - OFF C PALMERSTON	VI	50.498	128.581	24-Jun-08	17:17	150	00:07	0	14.66	33.4	28.6	76.66
HS200814-VI28	WCVI - OFF SAN JOSEF BAY	VI	50.598	128.447	24-Jun-08	18:36	115	00:06	0	14.2	64.06	51.98	130.24
HS200814-T08	TRIANGLE IS	VI	50.704	129.486	25-Jun-08	07:07	150	00:07	0	41.16	31.02	24.82	97
HS200814-T07	TRIANGLE IS	VI	50.820	129.228	25-Jun-08	09:16	90	00:04	49.15	31.46	9.83	74.39	164.83
HS200814-T06	TRIANGLE IS	VI	50.929	129.003	25-Jun-08	11:16	50	00:02	0	34.29	10.35	138.46	183.1
HS200814-T05	TRIANGLE IS	QCSD	51.001	128.867	25-Jun-08	12:29	50	00:01	0	31.77	13.71	79.12	124.61
HS200814-T04	TRIANGLE IS	QCSD	51.076	128.726	25-Jun-08	13:50	50	00:02	0	7.01	36.45	67.29	110.74
HS200814-T03	TRIANGLE IS	QCSD	51.139	128.599	25-Jun-08	14:54	130	00:06	2.45	8.89	7.56	22.23	41.13
HS200814-T02	TRIANGLE IS	QCSD	51.208	128.464	25-Jun-08	16:27	150	00:07	0	19.52	16.66	35.23	71.41

Table 5. Zooplankton data from bongo tows collected on the CFV VIKING STORM survey to the Gulf of Alaska, 18/06/2008 - 05/07/2008.

Station ID	Station Name	Region	Latitude (°N)	Longitude (°W)	Date	Time	Target Depth (m)	Tow Duration	Plankton Weights by Size Fraction (g dry / 1000 cu m)				
									8.0mm	1.7mm	1.0mm	0.25mm	Total
HS200814-T01	TRIANGLE IS	QCSD	51.277	128.333	25-Jun-08	17:40	70	00:04	0	61.35	25.73	66.3	153.37
HS200814-H02	HECATE ST	HS	52.269	129.437	26-Jun-08	06:07	150	00:07	0	38.18	14.96	33.94	87.09
HS200814-H03	HECATE ST	HS	52.315	129.696	26-Jun-08	07:43	150	00:07	0	7.65	12.2	34.95	54.81
HS200814-H04	HECATE ST	HS	52.375	129.963	26-Jun-08	09:40	150	00:07	0	12.04	3.54	26.03	41.61
HS200814-H05	HECATE ST	HS	52.427	130.219	26-Jun-08	11:16	150	00:07	0	5.76	3.97	9.34	19.07
HS200814-H06	HECATE ST	HS	52.481	130.483	26-Jun-08	13:23	150	00:07	33.24	13.62	7.81	8.61	63.28
HS200814-H07	HECATE ST	HS	52.536	130.743	26-Jun-08	15:01	105	00:06	0	25.61	11.8	13.31	50.72
HS200814-H08	HECATE ST	HS	52.594	131.010	26-Jun-08	16:51	105	00:06	0	0.33	2.32	8.3	10.96
HS200814-HS01	HS - LASKEET BK	HS	52.816	130.905	27-Jun-08	07:40	40	00:02	1033.34	115.35	2.4	98.53	1249.62
HS200814-HS02	HS - LASKEET BK	HS	53.041	130.883	27-Jun-08	09:43	55	00:03	0	33.83	2.22	91.5	127.55
HS200814-HS03	HS - LASKEET BK	HS	53.220	130.953	27-Jun-08	11:38	85	00:04	0	16.93	2.66	38.18	57.77
HS200814-HS04	HS - OFF BONILLA IS	HS	53.350	131.076	27-Jun-08	13:07	40	00:02	452.81	94.71	0.69	100.24	648.44
HS200814-HS05	HS - OFF BONILLA IS	HS	53.489	130.997	27-Jun-08	14:44	40	00:01					
HS200814-DT01	DE - CELESTIAL RK TRANSECT	DE	54.416	131.024	28-Jun-08	07:14	55	00:03	31.06	0	1.29	81.09	113.44
HS200814-DT02	DE - CELESTIAL RK TRANSECT	DE	54.428	131.203	28-Jun-08	08:30	150	00:07	15.59	14.03	48.91	45.4	123.92
HS200814-DT03	DE - CELESTIAL RK TRANSECT	DE	54.442	131.390	28-Jun-08	10:09	150	00:06	0	14.26	17.43	26.7	58.39
HS200814-DT04	DE - CELESTIAL RK TRANSECT	DE	54.455	131.580	28-Jun-08	11:24	150	00:07	0	10.93	10.93	10.93	32.8
HS200814-DT05	DE - CELESTIAL RK TRANSECT	DE	54.466	131.764	28-Jun-08	12:55	150	00:07	0	11.03	6.36	15.27	32.65
HS200814-DT06	DE - CELESTIAL RK TRANSECT	DE	54.479	131.950	28-Jun-08	14:11	150	00:07	0	14.02	7.14	14.53	35.68
HS200814-DT07	DE - CELESTIAL RK TRANSECT	DE	54.489	132.134	28-Jun-08	15:47	150	00:07	0	18.44	26.79	26.59	71.82
HS200814-D01	DE - LEERMOUTH BK TRANSECT	DE	54.550	132.352	28-Jun-08	17:19	150	00:06	0	11.06	7.6	11.98	30.65
HS200814-DE04	DE - VIRAGO SD	DE	54.129	132.462	29-Jun-08	07:13	40	00:02	0	12.82	4.81	35.25	52.87
HS200814-DE05	DE - WIAH PT	DE	54.180	132.760	29-Jun-08	08:56	55	00:02	0	14.95	26.79	56.07	97.82
HS200814-DE06	DE - LANGARA	DE	54.237	132.919	29-Jun-08	10:28	135	00:06	0	13.17	13.84	22.33	49.35
HS200814-D04	DE - LEERMOUTH BK TRANSECT	DE	54.420	133.021	29-Jun-08	12:20	100	00:05	0	0.35	17.28	82.61	100.24
HS200814-D05	DE - LEERMOUTH BK TRANSECT	DE	54.368	133.255	29-Jun-08	13:58	150	00:06	13.22	0.81	0.54	2.16	16.73
HS200814-D06	DE - LEERMOUTH BK TRANSECT	DE	54.320	133.402	29-Jun-08	15:07	150	00:06	0	1.24	0.74	1.24	3.22
HS200814-D07	DE - LEERMOUTH BK TRANSECT	DE	54.250	133.631	29-Jun-08	16:55	150	00:07	14.71	3.55	3.3	0.25	21.81
HS200814-QCI01	QCI - OFF FREDERICK I, GRAHAM I	QCI	53.911	133.361	30-Jun-08	07:13	55	00:03	0	0	0.73	28.52	29.26
HS200814-QCI02	QCI - OFF FREDERICK I, GRAHAM I	QCI	53.843	133.377	30-Jun-08	08:26	150	00:06	12.14	0	0	0.24	12.38

Table 5. Zooplankton data from bongo tows collected on the CFV VIKING STORM survey to the Gulf of Alaska, 18/06/2008 - 05/07/2008.

Station ID	Station Name	Region	Latitude (°N)	Longitude (°W)	Date	Time	Target Depth (m)	Tow Duration	Plankton Weights by Size Fraction (g dry / 1000 cu m)				
									8.0mm	1.7mm	1.0mm	0.25mm	Total
HS200814-QCI03	QCI - OFF TIAN HEAD, GRAHAM I	QCI	53.807	133.216	30-Jun-08	10:00	55	00:02	0	1.36	0	55.24	56.6
HS200814-QCI04	QCI - OFF TIAN HEAD, GRAHAM I	QCI	53.721	133.244	30-Jun-08	11:09	150	00:07	0	2.2	1.32	0.22	3.75
HS200814-QCI05	QCI - OFF LOUIS PT, GRAHAM I	QCI	53.691	133.096	30-Jun-08	12:37	130	00:05	0	0.31	0.31	12.77	13.4
HS200814-QCI06	QCI - OFF SALVESEN PT, GRAHAM I	QCI	53.602	133.122	30-Jun-08	13:46	150	00:07	0	0.23	0.23	23.5	23.97
HS200814-QCI07	QCI - OFF HIPPA I, GRAHAM I	QCI	53.535	133.059	30-Jun-08	15:04	150	00:06	0	6.27	8.18	12.55	27.01
HS200814-QCI08	QCI - OFF KUNAKUN PT	QCI	53.464	132.999	30-Jun-08	16:07	150	00:06	0	1.81	1.36	2.04	5.2
HS200814-QCI09	QCI - OFF RENNEL SD, GRAHAM I	QCI	53.418	132.859	30-Jun-08	17:37	140	00:06	0	0.69	0.23	12.39	13.3
HS200814-QCI10	QCI - OFF RENNEL SD, GRAHAM I	QCI	53.372	132.753	01-Jul-08	07:12	130	00:05	0	1.26	0.32	31.86	33.43
HS200814-QCI11	QCI - OFF TINAKIN, GRAHAM I	QCI	53.261	132.771	01-Jul-08	08:32	125	00:05	0	0.27	1.91	52.65	54.83
HS200814-QCI12	QCI - OFF CARTWRIGHT SD, GRAHAM I	QCI	53.150	132.658	01-Jul-08	10:08	150	00:07	0	0.99	2.47	10.88	14.35
HS200814-QCI13	QCI - OFF KITGORO PT, MORESBY I	QCI	53.050	132.548	01-Jul-08	11:36	150	00:06	0	0.44	3.09	7.49	11.02
HS200814-QCI14	QCI - OFF ENGLEFIELD BAY, MORESBY I	QCI	52.942	132.442	01-Jul-08	13:26	150	00:06	0	14.09	9.99	0.26	24.34
HS200814-QCI15	QCI - OFF BOTTLE PT, MORESBY I	QCI	52.882	132.314	01-Jul-08	14:35	85	00:04	0	0.42	2.09	6.67	9.18
HS200814-QCI16	QCI - N TASU SD, MORESBY I	QCI	52.786	132.207	01-Jul-08	16:10	145	00:06	0	0.59	0.59	3.52	4.69
HS200814-QCI17	QCI - S TASU SD, MORESBY I	QCI	52.709	132.118	02-Jul-08	07:08	140	00:06	0	0.24	5.19	6.37	11.79
HS200814-QCI18	QCI - OFF BARRY IN, MORESBY I	QCI	52.569	131.914	02-Jul-08	08:52	150	00:07	0	2.03	9.32	10.94	22.29
HS200814-QCI19	QCI - OFF GOWGAIA BAY, MORESBY I	QCI	52.449	131.715	02-Jul-08	10:48	150	00:06	0	0.5	1.24	17.4	19.14
HS200814-QCI20	QCI - OFF WELLS COVE, MORESBY I	QCI	52.306	131.570	02-Jul-08	12:18	150	00:06					
HS200814-QCI21	QCI - OFF MAGAS PT, MORESBY I	QCI	52.177	131.407	02-Jul-08	14:25	150	00:06					
HS200814-QCI22	QCI - OFF ANTHONY I, KUNGHIT I	QCI	52.083	131.291	02-Jul-08	15:48	155	00:06	0	8.1	0.54	8.64	17.27
HS200814-QCI23	QCI - OFF BARBER PT, KUNGHIT I	QCI	51.975	131.156	02-Jul-08	17:19	150	00:06	0	7.87	0.46	7.41	15.74
HS200814-HS06	HS - OFF C ST. JAMES	HS	51.952	130.960	03-Jul-08	07:07	95	00:04	0	10.34	0	25.65	35.99
HS200814-QCSD01	QCSD - OFF C ST. JAMES	QCSD	51.883	130.722	03-Jul-08	08:43	150	00:06	0	4.18	0.17	20.01	24.36
HS200814-GS08	GS - OFF C MUDGE	GS	49.951	125.096	04-Jul-08	14:33	150	00:06	28.21	74.7	4.17	16.69	123.78
HS200814-GS09	GS - E OFF OYSTER R, VI	GS	49.894	125.055	04-Jul-08	15:08	135	00:06	0	50.47	5.41	15.02	70.89
HS200814-GS10	GS - OFF MONTGOMERY BK E	GS	49.901	124.941	04-Jul-08	16:04	135	00:06	0	113.45	9.74	7.95	131.13
HS200814-GS11	GS - MID GULF, E OFF BLACK CK VI	GS	49.832	124.936	04-Jul-08	16:46	150	00:06	0	135.52	11.47	11.29	158.28
HS200814-GS12	GS - MID GULF, E OFF COURTNEY VI	GS	49.829	124.825	04-Jul-08	17:49	150	00:07	0	36.65	11.95	20.72	69.32
HS200814-GS13	GS - E OFF LITTLE R, VI	GS	49.815	124.714	04-Jul-08	18:30	145	00:06	0	68.06	17.34	22	107.4
HS200814-GS14	GS - W OFF POWEL R	GS	49.833	124.584	04-Jul-08	19:35	150	00:06	0	34.19	11.4	17.09	62.67

Table 5. Zooplankton data from bongo tows collected on the CFV VIKING STORM survey to the Gulf of Alaska, 18/06/2008 - 05/07/2008.

Station ID	Station Name	Region	Latitude (°N)	Longitude (°W)	Date	Time	Target Depth (m)	Tow Duration	Plankton Weights by Size Fraction (g dry / 1000 cu m)				
									8.0mm	1.7mm	1.0mm	0.25mm	Total
HS200814-GS15	GS - E OFF COMOX, VI	GS	49.748	124.768	05-Jul-08	07:46	150	00:07	0	31.5	9.18	12.39	53.07
HS200814-GS16	GS - OFF NW TEXADA I	GS	49.708	124.657	05-Jul-08	08:33	150	00:07	0	74.12	20.05	17.35	111.52
HS200814-GS17	GS - E OFF CONUBEAK PT, DENMAN I	GS	49.632	124.678	05-Jul-08	09:31	115	00:04	0	23.29	7.06	19.41	49.76
HS200814-GS18	GS - W OFF GILLIES BAY, TEXADA I	GS	49.612	124.566	05-Jul-08	10:09	130	00:05	0	72.33	3.95	10	86.28
HS200814-GS19	GS - W OFF HORNBY I	GS	49.547	124.576	05-Jul-08	11:06	150	00:06	10.64	56.3	8.76	12.3	88
HS200814-GS20	GS - N OFF LASQUETI I	GS	49.519	124.460	05-Jul-08	11:48	150	00:06	0	35.97	5.95	10.09	52.02
HS200814-GS21	GS - W OFF LASQUETI I	GS	49.442	124.475	05-Jul-08	12:51	150	00:07	0	39.39	2.46	6.36	48.21
HS200814-GS22	GS - E OFF PARKSVILLE, VI	GS	49.371	124.255	05-Jul-08	14:07	150	00:06	0	158.98	9	14.22	182.2
HS200814-GS23	GS - S OFF LASQUETI I	GS	49.393	124.136	05-Jul-08	15:10	150	00:06	0	58.19	3.39	8.1	69.67
HS200814-GS24	GS - W OFF THORMANBY I	GS	49.431	124.027	05-Jul-08	15:51	150	00:06	0	7.15	1.46	4.67	13.27
HS200814-GS25	GS - SW OFF THORMANBY I	GS	49.375	123.975	05-Jul-08	16:54	150	00:06	18.68	68.78	3.05	5.21	95.72
HS200814-GS26	GS - MID GULF, E OFF NANOOSE	GS	49.316	123.908	05-Jul-08	17:32	150	00:07	0	24.23	6.89	15.34	46.46



Table 6. Coded Wire Tag (CWT) data collected on the CFV VIKING STORM survey to the Gulf of Alaska, 18/06/2008 - 05/07/2008.

CWT	Fish Number	Species	Recovery Date	Recovery Region	Recovery Fork Length (mm)	Release Area	Release Agency	Hatchery	Brood Year	Date of First Release	Date of Last Release	Age
T633866	HS200814-H07-124-001	CHINOOK	26-Jun-08	HS	215	UPCR	WDFW	METHOW HATCHERY	2006	16-Apr-08	16-Apr-08	1.0
T053181	HS200814-HS04-124-001	CHINOOK	27-Jun-08	HS	200	UPCR	FWS	WINTHROP NFH	2006	14-Apr-08	14-Apr-08	1.0
T094621	HS200814-HS05-124-002	CHINOOK	27-Jun-08	HS	215	CECR	ODFW	ROUND BUTTE HATCHERY	2006	21-Apr-08		1.0
T104580	HS200814-HS05-124-010	CHINOOK	27-Jun-08	HS	206	SNAK	IDFG	CLEARWATER HATCHERY	2006	24-Mar-08	26-Mar-08	1.0
T630000	HS200814-IVI03-124-016	CHINOOK	24-Jun-08	IVI	380		WDFW					
T210736	HS200814-IVI03-124-004	CHINOOK	24-Jun-08	IVI	274	SPS	NISQ	NISQUALLY HATCHERY	2006	04-May-07	30-May-07	1.0
T633396	HS200814-IVI03-124-005	CHINOOK	24-Jun-08	IVI	272	LOCR	WDFW	LEWIS RIVER HATCHERY	2006	17-Mar-08	17-Mar-08	1.0
T633473	HS200814-IVI03-124-018	CHINOOK	24-Jun-08	IVI	288	LOCR	WDFW	COWL SALM + COWL FRIENDS	2006	25-Mar-08	04-Apr-08	1.0
T634092	HS200814-VI01-124-001	CHINOOK	19-Jun-08	VI	232	SNAK	WDFW	LYONS FERRY HATCHERY	2006	07-Apr-08	10-Apr-08	1.0
T186038	HS200814-VI05-124-014	CHINOOK	20-Jun-08	VI	330	GST	CDFO	H-COWICHAN R	2006	24-May-07	24-May-07	0.1
T052573	HS200814-VI05-124-007	CHINOOK	20-Jun-08	VI	160	UPCR	FWS	LEAVENWORTH HATCHERY	2006	28-Apr-08	28-Apr-08	1.0
T052590	HS200814-VI07-124-035	CHINOOK	20-Jun-08	VI	185	CECR	FWS	CARSON NFH	2006	11-Apr-08	11-Apr-08	1.0
T052965	HS200814-VI07-124-002	CHINOOK	20-Jun-08	VI	190	CECR	FWS	LTL WHITE SALMON NFH	2006	17-Apr-08	17-Apr-08	1.0
T052975	HS200814-VI07-124-047	CHINOOK	20-Jun-08	VI	206	CECR	FWS	LTL WHITE SALMON NFH	2006	17-Apr-08	17-Apr-08	1.0
T054133	HS200814-VI07-124-041	CHINOOK	20-Jun-08	VI	172	SNAK	FWS	DWORSHAK NAT. HATCH	2006	03-Apr-08	03-Apr-08	1.0
T094532	HS200814-VI03-124-012	CHINOOK	20-Jun-08	VI	176	SNAK	ODFW	LOOKINGGLASS HATCH	2006	25-Mar-08		1.0
T094534	HS200814-VI07-124-062	CHINOOK	20-Jun-08	VI	235	SNAK	ODFW	LOOKINGGLASS HATCH	2006	25-Mar-08		1.0
T094537	HS200814-VI07-124-005	CHINOOK	20-Jun-08	VI	188	SNAK	ODFW	WALLOWA HATCHERY	2006	07-Apr-08		1.0
T094537	HS200814-VI03-124-004	CHINOOK	20-Jun-08	VI	178	SNAK	ODFW	WALLOWA HATCHERY	2006	07-Apr-08		1.0
T094612	HS200814-VI03-124-008	CHINOOK	20-Jun-08	VI	237	LOCR	ODFW	CLACKAMAS HATCHERY	2006	22-Oct-07	26-Oct-07	1.0
T100281	HS200814-VI07-124-051	CHINOOK	20-Jun-08	VI	180	SNAK	IDFG	MCCALL HATCHERY	2006	17-Mar-08	17-Mar-08	1.0
T102380	HS200814-VI07-124-046	CHINOOK	20-Jun-08	VI	175	SNAK	IDFG	CLEARWATER HATCHERY	2006	26-Mar-08	28-Mar-08	1.0
T103780	HS200814-VI07-124-040	CHINOOK	20-Jun-08	VI	183	SNAK	IDFG	MCCALL HATCHERY	2006	17-Mar-08	17-Mar-08	1.0
T103980	HS200814-VI05-124-002	CHINOOK	20-Jun-08	VI	170	SNAK	IDFG	RAPID RIVER HATCHERY	2006	18-Mar-08	25-Apr-08	1.0
T104180	HS200814-VI07-124-038	CHINOOK	20-Jun-08	VI	185	SNAK	IDFG	CLEARWATER HATCHERY	2006	03-Apr-08	04-Apr-08	1.0
T104380	HS200814-VI07-124-050	CHINOOK	20-Jun-08	VI	194	SNAK	IDFG	CLEARWATER HATCHERY	2006	03-Apr-08	04-Apr-08	1.0
T190106	HS200814-VI04-124-012	CHINOOK	20-Jun-08	VI	165	UPCR	YAKA	CLE ELUM HATCHERY	2006	15-Mar-08	14-May-08	1.0
T633864	HS200814-VI07-124-042	CHINOOK	20-Jun-08	VI	171	UPCR	WDFW		2006	13-May-08	13-May-08	1.0
T633866	HS200814-VI07-124-028	CHINOOK	20-Jun-08	VI	185	UPCR	WDFW	METHOW HATCHERY	2006	16-Apr-08	16-Apr-08	1.0
T633884	HS200814-VI03-124-021	CHINOOK	20-Jun-08	VI	177	UPCR	WDFW	CHEWUCH ACCLIMATION	2006	17-Apr-08	17-Apr-08	1.0

Table 6. Coded Wire Tag (CWT) data collected on the CFV VIKING STORM survey to the Gulf of Alaska, 18/06/2008 - 05/07/2008.

CWT	Fish Number	Species	Recovery Date	Recovery Region	Recovery Fork Length (mm)	Release Area	Release Agency	Hatchery	Brood Year	Date of First Release	Date of Last Release	Age
T633987	HS200814-VI03-124-003	CHINOOK	20-Jun-08	VI	204	SNAK	WDFW	LYONS FERRY HATCHERY	2006	07-Apr-08	10-Apr-08	1.0
T634092	HS200814-VI03-124-013	CHINOOK	20-Jun-08	VI	204	SNAK	WDFW	LYONS FERRY HATCHERY	2006	07-Apr-08	10-Apr-08	1.0
T634092	HS200814-VI04-124-006	CHINOOK	20-Jun-08	VI	184	SNAK	WDFW	LYONS FERRY HATCHERY	2006	07-Apr-08	10-Apr-08	1.0
T634182	HS200814-VI04-124-005	CHINOOK	20-Jun-08	VI	185	UPCR	WDFW		2006	16-Apr-08	07-May-08	1.0
T634184	HS200814-VI03-124-001	CHINOOK	20-Jun-08	VI	253	UPCR	WDFW		2006	21-Apr-08	28-Apr-08	1.0
T634184	HS200814-VI07-124-048	CHINOOK	20-Jun-08	VI	198	UPCR	WDFW		2006	21-Apr-08	28-Apr-08	1.0
T634184	HS200814-VI07-124-001	CHINOOK	20-Jun-08	VI	276	UPCR	WDFW		2006	21-Apr-08	28-Apr-08	1.0
T634184	HS200814-VI06-124-002	CHINOOK	20-Jun-08	VI	240	UPCR	WDFW		2006	21-Apr-08	28-Apr-08	1.0
T634184	HS200814-VI05-124-005	CHINOOK	20-Jun-08	VI	267	UPCR	WDFW		2006	21-Apr-08	28-Apr-08	1.0
T634184	HS200814-VI03-124-015	CHINOOK	20-Jun-08	VI	236	UPCR	WDFW		2006	21-Apr-08	28-Apr-08	1.0
T634184	HS200814-VI03-124-010	CHINOOK	20-Jun-08	VI	209	UPCR	WDFW		2006	21-Apr-08	28-Apr-08	1.0
T090000	HS200814-VI17-124-002	CHINOOK	21-Jun-08	VI	213		ODFW					
T094316	HS200814-VI13-124-030	CHINOOK	21-Jun-08	VI	350	SOOR	ODFW	ELK R HATCHERY	2006	11-Sep-07	13-Sep-07	0.1
T052573	HS200814-VI11-124-005	CHINOOK	21-Jun-08	VI	152	UPCR	FWS	LEAVENWORTH HATCHERY	2006	28-Apr-08	28-Apr-08	1.0
T052573	HS200814-VI13-124-009	CHINOOK	21-Jun-08	VI	202	UPCR	FWS	LEAVENWORTH HATCHERY	2006	28-Apr-08	28-Apr-08	1.0
T052574	HS200814-VI13-124-007	CHINOOK	21-Jun-08	VI	187	UPCR	FWS	WINTHROP NFH	2006	14-Apr-08	14-Apr-08	1.0
T052574	HS200814-VI13-124-029	CHINOOK	21-Jun-08	VI	191	UPCR	FWS	WINTHROP NFH	2006	14-Apr-08	14-Apr-08	1.0
T053179	HS200814-VI13-124-004	CHINOOK	21-Jun-08	VI	180	UPCR	FWS	WINTHROP NFH	2006	14-Apr-08	14-Apr-08	1.0
T053575	HS200814-VI12-124-034	CHINOOK	21-Jun-08	VI	166	SNAK	FWS	KOOSKIA NAT	2006	07-Apr-08	07-Apr-08	1.0
T094352	HS200814-VI12-124-008	CHINOOK	21-Jun-08	VI	188	SNAK	ODFW	LOOKINGGLASS HATCH	2006	19-Mar-08		1.0
T094532	HS200814-VI12-124-033	CHINOOK	21-Jun-08	VI	192	SNAK	ODFW	LOOKINGGLASS HATCH	2006	25-Mar-08		1.0
T094611	HS200814-VI11-124-006	CHINOOK	21-Jun-08	VI	218	LOCR	ODFW	CLACKAMAS HATCHERY	2006	26-Feb-08	13-Mar-08	1.0
T094613	HS200814-VI17-124-021	CHINOOK	21-Jun-08	VI	234	LOCR	ODFW	MARION FORKS HATCH	2006	16-Jul-07		1.0
T094619	HS200814-VI13-124-012	CHINOOK	21-Jun-08	VI	262	CECR	ODFW	ROUND BUTTE HATCHERY	2006	15-Apr-08		1.0
T094622	HS200814-VI13-124-001	CHINOOK	21-Jun-08	VI	213	CECR	ODFW	ROUND BUTTE HATCHERY	2006	23-Apr-08		1.0
T094622	HS200814-VI13-124-021	CHINOOK	21-Jun-08	VI	200	CECR	ODFW	ROUND BUTTE HATCHERY	2006	23-Apr-08		1.0
T100181	HS200814-VI12-124-006	CHINOOK	21-Jun-08	VI	190	SNAK	IDFG	MCCALL HATCHERY	2006	17-Mar-08	17-Mar-08	1.0
T103180	HS200814-VI12-124-016	CHINOOK	21-Jun-08	VI	184	SNAK	IDFG	PAHSIMEROI HATCHERY	2006	31-Mar-08	18-Apr-08	1.0
T103380	HS200814-VI17-124-028	CHINOOK	21-Jun-08	VI	200	SNAK	IDFG	SAWTOOTH HATCHERY	2006	23-Apr-08	23-Apr-08	1.0
T103980	HS200814-VI12-124-007	CHINOOK	21-Jun-08	VI	188	SNAK	IDFG	RAPID RIVER HATCHERY	2006	18-Mar-08	25-Apr-08	1.0

Table 6. Coded Wire Tag (CWT) data collected on the CFV VIKING STORM survey to the Gulf of Alaska, 18/06/2008 - 05/07/2008.

CWT	Fish Number	Species	Recovery Date	Recovery Region	Recovery Fork Length (mm)	Release Area	Release Agency	Hatchery	Brood Year	Date of First Release	Date of Last Release	Age
T104680	HS200814-VI17-124-008	CHINOOK	21-Jun-08	VI	185	SNAK	IDFG	CLEARWATER HATCHERY	2006	03-Apr-08	04-Apr-08	1.0
T190101	HS200814-VI13-124-026	CHINOOK	21-Jun-08	VI	214	UPCR	YAKA	CLE ELUM HATCHERY	2006	15-Mar-08	14-May-08	1.0
T190111	HS200814-VI12-124-021	CHINOOK	21-Jun-08	VI	175	UPCR	YAKA	CLE ELUM HATCHERY	2006	15-Mar-08	14-May-08	1.0
T633799	HS200814-VI17-124-023	CHINOOK	21-Jun-08	VI	195	CRGN	WDFW		2006	06-Apr-08	09-Apr-08	1.0
T633864	HS200814-VI17-124-024	CHINOOK	21-Jun-08	VI	171	UPCR	WDFW		2006	13-May-08	13-May-08	1.0
T634092	HS200814-VI12-124-031	CHINOOK	21-Jun-08	VI	207	SNAK	WDFW	LYONS FERRY HATCHERY	2006	07-Apr-08	10-Apr-08	1.0
T634184	HS200814-VI14-124-001	CHINOOK	21-Jun-08	VI	245	UPCR	WDFW		2006	21-Apr-08	28-Apr-08	1.0
T633788	HS200814-VI13-124-031	CHINOOK	21-Jun-08	VI	346	LOCR	WDFW		2005	20-Nov-06	11-Jan-07	1.1
T090000	HS200814-EP02-124-035	CHINOOK	22-Jun-08	VI	269		ODFW					
T052574	HS200814-EP01-124-007	CHINOOK	22-Jun-08	VI	173	UPCR	FWS	WINTHROP NFH	2006	14-Apr-08	14-Apr-08	1.0
T052574	HS200814-EP02-124-028	CHINOOK	22-Jun-08	VI	180	UPCR	FWS	WINTHROP NFH	2006	14-Apr-08	14-Apr-08	1.0
T052590	HS200814-EP01-124-023	CHINOOK	22-Jun-08	VI	191	CECR	FWS	CARSON NFH	2006	11-Apr-08	11-Apr-08	1.0
T052590	HS200814-EP02-124-006	CHINOOK	22-Jun-08	VI	196	CECR	FWS	CARSON NFH	2006	11-Apr-08	11-Apr-08	1.0
T052965	HS200814-EP02-124-013	CHINOOK	22-Jun-08	VI	192	CECR	FWS	LTL WHITE SALMON NFH	2006	17-Apr-08	17-Apr-08	1.0
T052975	HS200814-EP01-124-022	CHINOOK	22-Jun-08	VI	195	CECR	FWS	LTL WHITE SALMON NFH	2006	17-Apr-08	17-Apr-08	1.0
T052975	HS200814-EP01-124-001	CHINOOK	22-Jun-08	VI	199	CECR	FWS	LTL WHITE SALMON NFH	2006	17-Apr-08	17-Apr-08	1.0
T053179	HS200814-EP02-124-007	CHINOOK	22-Jun-08	VI	185	UPCR	FWS	WINTHROP NFH	2006	14-Apr-08	14-Apr-08	1.0
T053179	HS200814-EP03-124-015	CHINOOK	22-Jun-08	VI	196	UPCR	FWS	WINTHROP NFH	2006	14-Apr-08	14-Apr-08	1.0
T053180	HS200814-EP02-124-022	CHINOOK	22-Jun-08	VI	195	UPCR	FWS	WINTHROP NFH	2006	14-Apr-08	14-Apr-08	1.0
T053593	HS200814-EP03-124-029	CHINOOK	22-Jun-08	VI	198	CECR	FWS	WARM SPRINGS NFH	2006	26-Mar-08	23-Apr-08	1.0
T053594	HS200814-EP03-124-018	CHINOOK	22-Jun-08	VI	195	CECR	FWS	WARM SPRINGS NFH	2006	26-Mar-08	23-Apr-08	1.0
T094351	HS200814-EP01-124-009	CHINOOK	22-Jun-08	VI	201	SNAK	ODFW	LOOKINGGLASS HATCH	2006	10-Apr-08		1.0
T094622	HS200814-EP04-124-007	CHINOOK	22-Jun-08	VI	218	CECR	ODFW	ROUND BUTTE HATCHERY	2006	23-Apr-08		1.0
T100381	HS200814-EP03-124-019	CHINOOK	22-Jun-08	VI	185	SNAK	IDFG	MCCALL HATCHERY	2006	17-Mar-08	17-Mar-08	1.0
T103280	HS200814-EP02-124-012	CHINOOK	22-Jun-08	VI	193	SNAK	IDFG	PAHSIMEROI HATCHERY	2006	31-Mar-08	18-Apr-08	1.0
T103280	HS200814-EP05-124-002	CHINOOK	22-Jun-08	VI	192	SNAK	IDFG	PAHSIMEROI HATCHERY	2006	31-Mar-08	18-Apr-08	1.0
T103980	HS200814-EP03-124-016	CHINOOK	22-Jun-08	VI	204	SNAK	IDFG	RAPID RIVER HATCHERY	2006	18-Mar-08	25-Apr-08	1.0
T104080	HS200814-EP02-124-016	CHINOOK	22-Jun-08	VI	188	SNAK	IDFG	RAPID RIVER HATCHERY	2006	18-Mar-08	25-Apr-08	1.0
T104180	HS200814-EP04-124-001	CHINOOK	22-Jun-08	VI	228	SNAK	IDFG	CLEARWATER HATCHERY	2006	03-Apr-08	04-Apr-08	1.0
T104380	HS200814-EP02-124-004	CHINOOK	22-Jun-08	VI	184	SNAK	IDFG	CLEARWATER HATCHERY	2006	03-Apr-08	04-Apr-08	1.0

Table 6. Coded Wire Tag (CWT) data collected on the CFV VIKING STORM survey to the Gulf of Alaska, 18/06/2008 - 05/07/2008.

CWT	Fish Number	Species	Recovery Date	Recovery Region	Recovery Fork Length (mm)	Release Area	Release Agency	Hatchery	Brood Year	Date of First Release	Date of Last Release	Age
T105581	HS200814-EP02-124-015	CHINOOK	22-Jun-08	VI	220	SNAK	IDFG	CLEARWATER HATCHERY	2006	03-Apr-08	04-Apr-08	1.0
T210718	HS200814-EP04-124-004	CHINOOK	22-Jun-08	VI	275	JUAN	WDFW		2006	01-Apr-08	01-Apr-08	1.0
T633799	HS200814-EP04-124-005	CHINOOK	22-Jun-08	VI	220	CRGN	WDFW		2006	06-Apr-08	09-Apr-08	1.0
T633799	HS200814-EP05-124-001	CHINOOK	22-Jun-08	VI	217	CRGN	WDFW		2006	06-Apr-08	09-Apr-08	1.0
T633799	HS200814-EP03-124-003	CHINOOK	22-Jun-08	VI	207	CRGN	WDFW		2006	06-Apr-08	09-Apr-08	1.0
T633866	HS200814-EP01-124-017	CHINOOK	22-Jun-08	VI	180	UPCR	WDFW	METHOW HATCHERY	2006	16-Apr-08	16-Apr-08	1.0
T634183	HS200814-EP04-124-008	CHINOOK	22-Jun-08	VI	176	UPCR	WDFW	CARLTON REARING POND	2006	16-Apr-08	02-May-08	1.0
T634184	HS200814-EP05-124-004	CHINOOK	22-Jun-08	VI	268	UPCR	WDFW		2006	21-Apr-08	28-Apr-08	1.0
T094316	HS200814-VI23-124-034	CHINOOK	23-Jun-08	VI	329	SOOR	ODFW	ELK R HATCHERY	2006	11-Sep-07	13-Sep-07	0.1
T185746	HS200814-VI18-124-022	CHINOOK	23-Jun-08	VI	377	GST	CDFO	H-BIG QUALICUM R	2006	29-May-07	29-May-07	0.1
T052573	HS200814-VI18-124-002	CHINOOK	23-Jun-08	VI	179	UPCR	FWS	LEAVENWORTH HATCHERY	2006	28-Apr-08	28-Apr-08	1.0
T052574	HS200814-VI20-124-030	CHINOOK	23-Jun-08	VI	201	UPCR	FWS	WINTHROP NFH	2006	14-Apr-08	14-Apr-08	1.0
T052574	HS200814-VI22-124-030	CHINOOK	23-Jun-08	VI	180	UPCR	FWS	WINTHROP NFH	2006	14-Apr-08	14-Apr-08	1.0
T052975	HS200814-VI22-124-031	CHINOOK	23-Jun-08	VI	191	CECR	FWS	LTL WHITE SALMON NFH	2006	17-Apr-08	17-Apr-08	1.0
T053179	HS200814-VI19-124-014	CHINOOK	23-Jun-08	VI	188	UPCR	FWS	WINTHROP NFH	2006	14-Apr-08	14-Apr-08	1.0
T053180	HS200814-VI23-124-003	CHINOOK	23-Jun-08	VI	192	UPCR	FWS	WINTHROP NFH	2006	14-Apr-08	14-Apr-08	1.0
T053575	HS200814-VI22-124-028	CHINOOK	23-Jun-08	VI	171	SNAK	FWS	KOOSKIA NAT	2006	07-Apr-08	07-Apr-08	1.0
T053594	HS200814-VI22-124-020	CHINOOK	23-Jun-08	VI	180	CECR	FWS	WARM SPRINGS NFH	2006	26-Mar-08	23-Apr-08	1.0
T053596	HS200814-VI20-124-029	CHINOOK	23-Jun-08	VI	220	CECR	FWS	WARM SPRINGS NFH	2006	26-Mar-08	23-Apr-08	1.0
T053597	HS200814-VI22-124-029	CHINOOK	23-Jun-08	VI	185	CECR	FWS	WARM SPRINGS NFH	2006	26-Mar-08	23-Apr-08	1.0
T053664	HS200814-VI20-124-003	CHINOOK	23-Jun-08	VI	198	CECR	FWS	WARM SPRINGS NFH	2006	22-Oct-07	23-Apr-08	1.0
T054132	HS200814-VI23-124-008	CHINOOK	23-Jun-08	VI	175	SNAK	FWS	DWORSKAT NAT. HATCH	2006	02-Apr-08	02-Apr-08	1.0
T054133	HS200814-VI21-124-003	CHINOOK	23-Jun-08	VI	175	SNAK	FWS	DWORSKAT NAT. HATCH	2006	03-Apr-08	03-Apr-08	1.0
T094532	HS200814-VI22-124-014	CHINOOK	23-Jun-08	VI	190	SNAK	ODFW	LOOKINGGLASS HATCH	2006	25-Mar-08		1.0
T094535	HS200814-VI22-124-032	CHINOOK	23-Jun-08	VI	188	SNAK	ODFW	LOOKINGGLASS HATCH	2006	19-Mar-08		1.0
T094536	HS200814-VI20-124-032	CHINOOK	23-Jun-08	VI	189	SNAK	ODFW	WALLOWA HATCHERY	2006	17-Mar-08		1.0
T094536	HS200814-VI20-124-046	CHINOOK	23-Jun-08	VI	187	SNAK	ODFW	WALLOWA HATCHERY	2006	17-Mar-08		1.0
T094538	HS200814-VI20-124-016	CHINOOK	23-Jun-08	VI	186	SNAK	ODFW	LOOKINGGLASS HATCH	2006	10-Apr-08		1.0
T094539	HS200814-VI22-124-034	CHINOOK	23-Jun-08	VI	192	SNAK	ODFW	WALLOWA HATCHERY	2006	17-Mar-08		1.0
T094539	HS200814-VI22-124-033	CHINOOK	23-Jun-08	VI	180	SNAK	ODFW	WALLOWA HATCHERY	2006	17-Mar-08		1.0

Table 6. Coded Wire Tag (CWT) data collected on the CFV VIKING STORM survey to the Gulf of Alaska, 18/06/2008 - 05/07/2008.

CWT	Fish Number	Species	Recovery Date	Recovery Region	Recovery Fork Length (mm)	Release Area	Release Agency	Hatchery	Brood Year	Date of First Release	Date of Last Release	Age
T094542	HS200814-VI23-124-026	CHINOOK	23-Jun-08	VI	185	SNAK	ODFW	LOOKINGGLASS HATCH	2006	24-Mar-08		1.0
T094618	HS200814-VI18-124-011	CHINOOK	23-Jun-08	VI	221	CECR	ODFW	ROUND BUTTE HATCHERY	2006	14-Apr-08		1.0
T100181	HS200814-VI23-124-017	CHINOOK	23-Jun-08	VI	185	SNAK	IDFG	MCCALL HATCHERY	2006	17-Mar-08	17-Mar-08	1.0
T100181	HS200814-VI19-124-007	CHINOOK	23-Jun-08	VI	185	SNAK	IDFG	MCCALL HATCHERY	2006	17-Mar-08	17-Mar-08	1.0
T100281	HS200814-VI22-124-027	CHINOOK	23-Jun-08	VI	199	SNAK	IDFG	MCCALL HATCHERY	2006	17-Mar-08	17-Mar-08	1.0
T100281	HS200814-VI22-124-007	CHINOOK	23-Jun-08	VI	180	SNAK	IDFG	MCCALL HATCHERY	2006	17-Mar-08	17-Mar-08	1.0
T100381	HS200814-VI21-124-014	CHINOOK	23-Jun-08	VI	185	SNAK	IDFG	MCCALL HATCHERY	2006	17-Mar-08	17-Mar-08	1.0
T103280	HS200814-VI18-124-017	CHINOOK	23-Jun-08	VI	200	SNAK	IDFG	PAHSIMEROI HATCHERY	2006	31-Mar-08	18-Apr-08	1.0
T103280	HS200814-VI23-124-004	CHINOOK	23-Jun-08	VI	193	SNAK	IDFG	PAHSIMEROI HATCHERY	2006	31-Mar-08	18-Apr-08	1.0
T103580	HS200814-VI23-124-013	CHINOOK	23-Jun-08	VI	187	SNAK	IDFG	PAHSIMEROI HATCHERY	2006	31-Mar-08	18-Apr-08	1.0
T103580	HS200814-VI22-124-010	CHINOOK	23-Jun-08	VI	195	SNAK	IDFG	PAHSIMEROI HATCHERY	2006	31-Mar-08	18-Apr-08	1.0
T103780	HS200814-VI19-124-015	CHINOOK	23-Jun-08	VI	169	SNAK	IDFG	MCCALL HATCHERY	2006	17-Mar-08	17-Mar-08	1.0
T103980	HS200814-VI23-124-025	CHINOOK	23-Jun-08	VI	183	SNAK	IDFG	RAPID RIVER HATCHERY	2006	18-Mar-08	25-Apr-08	1.0
T104180	HS200814-VI23-124-005	CHINOOK	23-Jun-08	VI	190	SNAK	IDFG	CLEARWATER HATCHERY	2006	03-Apr-08	04-Apr-08	1.0
T104280	HS200814-VI21-124-027	CHINOOK	23-Jun-08	VI	190	SNAK	IDFG	CLEARWATER HATCHERY	2006	03-Apr-08	04-Apr-08	1.0
T104380	HS200814-VI18-124-009	CHINOOK	23-Jun-08	VI	186	SNAK	IDFG	CLEARWATER HATCHERY	2006	03-Apr-08	04-Apr-08	1.0
T104680	HS200814-VI21-124-037	CHINOOK	23-Jun-08	VI	178	SNAK	IDFG	CLEARWATER HATCHERY	2006	03-Apr-08	04-Apr-08	1.0
T104680	HS200814-VI23-124-001	CHINOOK	23-Jun-08	VI	200	SNAK	IDFG	CLEARWATER HATCHERY	2006	03-Apr-08	04-Apr-08	1.0
T104680	HS200814-VI18-124-012	CHINOOK	23-Jun-08	VI	196	SNAK	IDFG	CLEARWATER HATCHERY	2006	03-Apr-08	04-Apr-08	1.0
T105481	HS200814-VI20-124-048	CHINOOK	23-Jun-08	VI	179	SNAK	IDFG	CLEARWATER HATCHERY	2006	03-Apr-08	04-Apr-08	1.0
T105581	HS200814-VI21-124-005	CHINOOK	23-Jun-08	VI	196	SNAK	IDFG	CLEARWATER HATCHERY	2006	03-Apr-08	04-Apr-08	1.0
T190102	HS200814-VI21-124-004	CHINOOK	23-Jun-08	VI	190	UPCR	YAKA	CLE ELUM HATCHERY	2006	15-Mar-08	14-May-08	1.0
T190105	HS200814-VI20-124-011	CHINOOK	23-Jun-08	VI	195	UPCR	YAKA	CLE ELUM HATCHERY	2006	15-Mar-08	14-May-08	1.0
T190109	HS200814-VI20-124-017	CHINOOK	23-Jun-08	VI	197	UPCR	YAKA	CLE ELUM HATCHERY	2006	15-Mar-08	14-May-08	1.0
T633864	HS200814-VI19-124-019	CHINOOK	23-Jun-08	VI	173	UPCR	WDFW		2006	13-May-08	13-May-08	1.0
T633864	HS200814-VI18-124-010	CHINOOK	23-Jun-08	VI	176	UPCR	WDFW		2006	13-May-08	13-May-08	1.0
T633866	HS200814-VI22-124-026	CHINOOK	23-Jun-08	VI	200	UPCR	WDFW	METHOW HATCHERY	2006	16-Apr-08	16-Apr-08	1.0
T633895	HS200814-VI23-124-032	CHINOOK	23-Jun-08	VI	242	UPCR	WDFW		2006	09-May-08	14-May-08	1.0
T633895	HS200814-VI23-124-031	CHINOOK	23-Jun-08	VI	232	UPCR	WDFW		2006	09-May-08	14-May-08	1.0
T633987	HS200814-VI21-124-001	CHINOOK	23-Jun-08	VI	223	SNAK	WDFW	LYONS FERRY HATCHERY	2006	07-Apr-08	10-Apr-08	1.0

Table 6. Coded Wire Tag (CWT) data collected on the CFV VIKING STORM survey to the Gulf of Alaska, 18/06/2008 - 05/07/2008.

CWT	Fish Number	Species	Recovery Date	Recovery Region	Recovery Fork Length (mm)	Release Area	Release Agency	Hatchery	Brood Year	Date of First Release	Date of Last Release	Age
T634092	HS200814-VI20-124-008	CHINOOK	23-Jun-08	VI	224	SNAK	WDFW	LYONS FERRY HATCHERY	2006	07-Apr-08	10-Apr-08	1.0
T634092	HS200814-VI19-124-006	CHINOOK	23-Jun-08	VI	220	SNAK	WDFW	LYONS FERRY HATCHERY	2006	07-Apr-08	10-Apr-08	1.0
T634183	HS200814-VI21-124-002	CHINOOK	23-Jun-08	VI	228	UPCR	WDFW	CARLTON REARING POND	2006	16-Apr-08	02-May-08	1.0
T634183	HS200814-VI20-124-027	CHINOOK	23-Jun-08	VI	210	UPCR	WDFW	CARLTON REARING POND	2006	16-Apr-08	02-May-08	1.0
T634183	HS200814-VI23-124-029	CHINOOK	23-Jun-08	VI	208	UPCR	WDFW	CARLTON REARING POND	2006	16-Apr-08	02-May-08	1.0
T634183	HS200814-VI19-124-005	CHINOOK	23-Jun-08	VI	229	UPCR	WDFW	CARLTON REARING POND	2006	16-Apr-08	02-May-08	1.0
T634184	HS200814-VI23-124-027	CHINOOK	23-Jun-08	VI	216	UPCR	WDFW		2006	21-Apr-08	28-Apr-08	1.0
T634184	HS200814-VI21-124-023	CHINOOK	23-Jun-08	VI	230	UPCR	WDFW		2006	21-Apr-08	28-Apr-08	1.0
T634184	HS200814-VI18-124-018	CHINOOK	23-Jun-08	VI	223	UPCR	WDFW		2006	21-Apr-08	28-Apr-08	1.0
T634184	HS200814-VI20-124-049	CHINOOK	23-Jun-08	VI	235	UPCR	WDFW		2006	21-Apr-08	28-Apr-08	1.0
T634184	HS200814-VI20-124-050	CHINOOK	23-Jun-08	VI	269	UPCR	WDFW		2006	21-Apr-08	28-Apr-08	1.0
T634184	HS200814-VI20-124-033	CHINOOK	23-Jun-08	VI	223	UPCR	WDFW		2006	21-Apr-08	28-Apr-08	1.0
T634184	HS200814-VI23-124-002	CHINOOK	23-Jun-08	VI	194	UPCR	WDFW		2006	21-Apr-08	28-Apr-08	1.0
T634194	HS200814-VI20-124-031	CHINOOK	23-Jun-08	VI	195	SNAK	WDFW	TUCANNON HATCHERY	2006	08-Apr-08	22-Apr-08	1.0
T210738	HS200814-VI24-124-028	CHINOOK	24-Jun-08	VI	312	NWC	QDNR	SALMON R FISH CULTUR	2006	30-Jul-07	06-Aug-07	0.1
T052573	HS200814-VI24-124-024	CHINOOK	24-Jun-08	VI	187	UPCR	FWS	LEAVENWORTH HATCHERY	2006	28-Apr-08	28-Apr-08	1.0
T053180	HS200814-VI24-124-017	CHINOOK	24-Jun-08	VI	197	UPCR	FWS	WINTHROP NFH	2006	14-Apr-08	14-Apr-08	1.0
T053784	HS200814-VI28-124-011	CHINOOK	24-Jun-08	VI	190	UPCR	FWS	LEAVENWORTH HATCHERY	2006	28-Apr-08	28-Apr-08	1.0
T094351	HS200814-VI24-124-009	CHINOOK	24-Jun-08	VI	183	SNAK	ODFW	LOOKINGGLASS HATCH	2006	10-Apr-08		1.0
T094538	HS200814-VI24-124-006	CHINOOK	24-Jun-08	VI	195	SNAK	ODFW	LOOKINGGLASS HATCH	2006	10-Apr-08		1.0
T094612	HS200814-VI24-124-023	CHINOOK	24-Jun-08	VI	220	LOCR	ODFW	CLACKAMAS HATCHERY	2006	22-Oct-07	26-Oct-07	1.0
T094619	HS200814-VI28-124-034	CHINOOK	24-Jun-08	VI	243	CECR	ODFW	ROUND BUTTE HATCHERY	2006	15-Apr-08		1.0
T103280	HS200814-VI28-124-048	CHINOOK	24-Jun-08	VI	194	SNAK	IDFG	PAHSIMEROI HATCHERY	2006	31-Mar-08	18-Apr-08	1.0
T633884	HS200814-VI28-124-051	CHINOOK	24-Jun-08	VI	186	UPCR	WDFW	CHEWUCH ACCLIMATION	2006	17-Apr-08	17-Apr-08	1.0
T634094	HS200814-VI24-124-026	CHINOOK	24-Jun-08	VI	232	SNAK	WDFW		2006	08-Apr-08	22-Apr-08	1.0
T634094	HS200814-VI28-124-050	CHINOOK	24-Jun-08	VI	217	SNAK	WDFW		2006	08-Apr-08	22-Apr-08	1.0
T053593	HS200814-T06-124-024	CHINOOK	25-Jun-08	VI	205	CECR	FWS	WARM SPRINGS NFH	2006	26-Mar-08	23-Apr-08	1.0
T054805	HS200814-T06-124-002	CHINOOK	25-Jun-08	VI	212	CECR	FWS	CARSON NFH	2006	11-Apr-08	11-Apr-08	1.0
T094541	HS200814-T06-124-026	CHINOOK	25-Jun-08	VI	178	SNAK	ODFW	LOOKINGGLASS HATCH	2006	01-Apr-08		1.0
T094620	HS200814-T06-124-004	CHINOOK	25-Jun-08	VI	230	CECR	ODFW	ROUND BUTTE HATCHERY	2006	16-Apr-08		1.0

Table 6. Coded Wire Tag (CWT) data collected on the CFV VIKING STORM survey to the Gulf of Alaska, 18/06/2008 - 05/07/2008.

CWT	Fish Number	Species	Recovery Date	Recovery Region	Recovery Fork Length (mm)	Release Area	Release Agency	Hatchery	Brood Year	Date of First Release	Date of Last Release	Age
T103180	HS200814-T07-124-001	CHINOOK	25-Jun-08	VI	203	SNAK	IDFG	PAHSIMEROI HATCHERY	2006	31-Mar-08	18-Apr-08	1.0
T104380	HS200814-T06-124-023	CHINOOK	25-Jun-08	VI	192	SNAK	IDFG	CLEARWATER HATCHERY	2006	03-Apr-08	04-Apr-08	1.0
T634184	HS200814-T06-124-001	CHINOOK	25-Jun-08	VI	225	UPCR	WDFW		2006	21-Apr-08	28-Apr-08	1.0
T633196	HS200814-VI11-115-006	COHO	21-Jun-08	VI	233	GRAY	WDFW		2006	20-Apr-08	25-Apr-08	1.0
T633671	HS200814-VI11-115-008	COHO	21-Jun-08	VI	220	LOCR	WDFW	LEWIS RIVER HATCHERY	2006	19-May-08	19-May-08	1.0
T634171	HS200814-VI17-115-010	COHO	21-Jun-08	VI	220	WILP	WDFW	NASELLE HATCHERY	2006	29-Apr-08	29-Apr-08	1.0
T633980	HS200814-EP03-124-012	COHO	22-Jun-08	VI	177	JUAN	ELWA	LOWER ELWHA HATCHERY	2006	20-Mar-08	09-May-08	
T633481	HS200814-EP01-115-015	COHO	22-Jun-08	VI	241	NWC	QDNR	SALMON R FISH CULTUR	2006	07-Apr-08	21-Apr-08	1.0
T633674	HS200814-EP01-115-028	COHO	22-Jun-08	VI	221	GRAY	WDFW		2006	04-Apr-08	18-Apr-08	1.0
T633675	HS200814-EP01-115-020	COHO	22-Jun-08	VI	217	GRAY	WDFW		2006	04-Apr-08	18-Apr-08	1.0
T634465	HS200814-EP01-115-030	COHO	22-Jun-08	VI	225	GRAY	WDFW		2006	10-Apr-08	14-May-08	1.0
T633674	HS200814-VI18-115-003	COHO	23-Jun-08	VI	234	GRAY	WDFW		2006	04-Apr-08	18-Apr-08	1.0
T633674	HS200814-VI20-115-001	COHO	23-Jun-08	VI	232	GRAY	WDFW		2006	04-Apr-08	18-Apr-08	1.0
T633980	HS200814-VI19-115-001	COHO	23-Jun-08	VI	293	JUAN	ELWA	LOWER ELWHA HATCHERY	2006	20-Mar-08	09-May-08	1.0
T093702	HS200814-VI24-115-012	COHO	24-Jun-08	VI	245	SOOR	ODFW	ROCK CR HATCHERY	2006	07-Apr-08	28-Apr-08	1.0
T094146	HS200814-VI28-115-015	COHO	24-Jun-08	VI	262	NOOR	ODFW	TRASK R HATCHERY	2006	07-Apr-08		1.0
T094623	HS200814-VI24-115-003	COHO	24-Jun-08	VI	245	LOCR	ODFW	CEDC YOUNGS BAY NET	2006	15-Apr-08		1.0
T633196	HS200814-VI28-115-005	COHO	24-Jun-08	VI	255	GRAY	WDFW		2006	20-Apr-08	25-Apr-08	1.0
T633196	HS200814-VI24-115-014	COHO	24-Jun-08	VI	220	GRAY	WDFW		2006	20-Apr-08	25-Apr-08	1.0
T633196	HS200814-VI24-115-022	COHO	24-Jun-08	VI	235	GRAY	WDFW		2006	20-Apr-08	25-Apr-08	1.0
T633481	HS200814-VI28-115-002	COHO	24-Jun-08	VI	274	NWC	QDNR	SALMON R FISH CULTUR	2006	07-Apr-08	21-Apr-08	1.0
T633675	HS200814-VI26-115-001	COHO	24-Jun-08	VI	255	GRAY	WDFW		2006	04-Apr-08	18-Apr-08	1.0
T634091	HS200814-VI24-115-010	COHO	24-Jun-08	VI	240	NWC	WDFW	SOLDUC HATCHERY	2006	09-Apr-08	09-Apr-08	1.0
T093709	HS200814-T06-115-005	COHO	25-Jun-08	VI	287	NOOR	ODFW	NEHALEM HATCHERY	2006	01-Mar-08		1.0
T210728	HS200814-T07-115-005	COHO	25-Jun-08	VI	230	HOOD	PGAM	PORT GAMBLE BAY PENS	2006	02-May-08	02-May-08	1.0
T180000	HS200814-D01-118-001	SOCKEYE	28-Jun-08	DE	176		CDFO					
T180000	HS200814-DT03-118-009	SOCKEYE	28-Jun-08	DE	176		CDFO					
T094629	HS200814-DT04-118-008	SOCKEYE	28-Jun-08	DE	193	SNAK	IDFG	ODFW OXBOW HATCHERY	2006	07-May-08	07-May-08	1.0
T101781	HS200814-VI11-118-022	SOCKEYE	21-Jun-08	VI	138	SNAK	IDFG	SAWTOOTH HATCHERY	2006	07-May-08	07-May-08	1.0

Table 7. Pit tag data collected for chinook salmon caught on the CFV VIKING STORM survey to the Gulf of Alaska, 18/06/2008 - 05/07/2008.

PIT	CWT	Fish Number	Recovery Date	Recovery Region	Recovery Fork Length (mm)	Release Site	Columbia R, basin km upstream	Release Date	Interrogation sites
3D9.1BF2804FA2		HS200814-VI05-124-001	20-Jun-08	VI	162	BIG2C	1184	25/09/2007 14:15	ICH



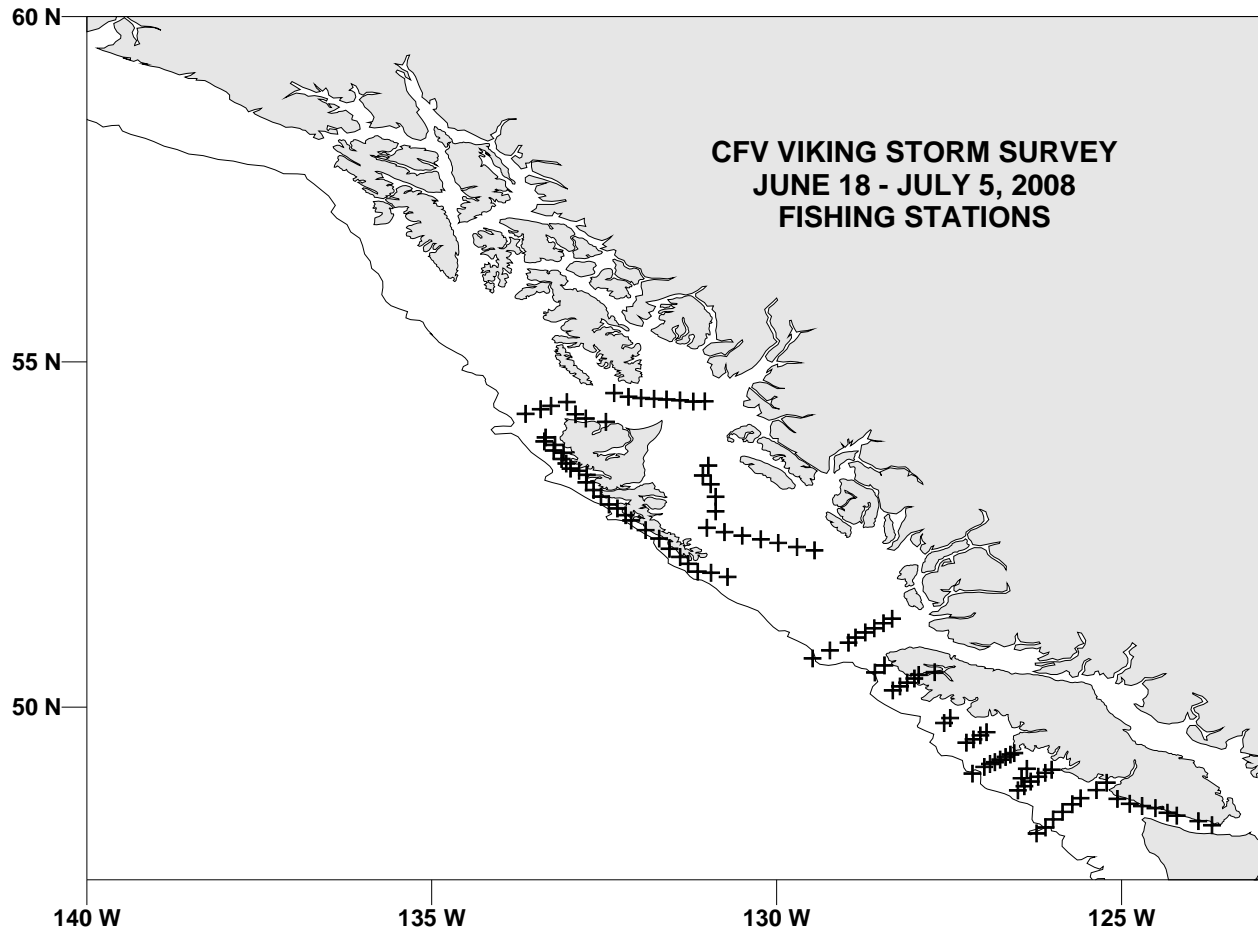


Figure 1. Fishing stations on the *CFV VIKING STORM* survey to the Gulf of Alaska, 18/06/2008 - 05/07/2008.

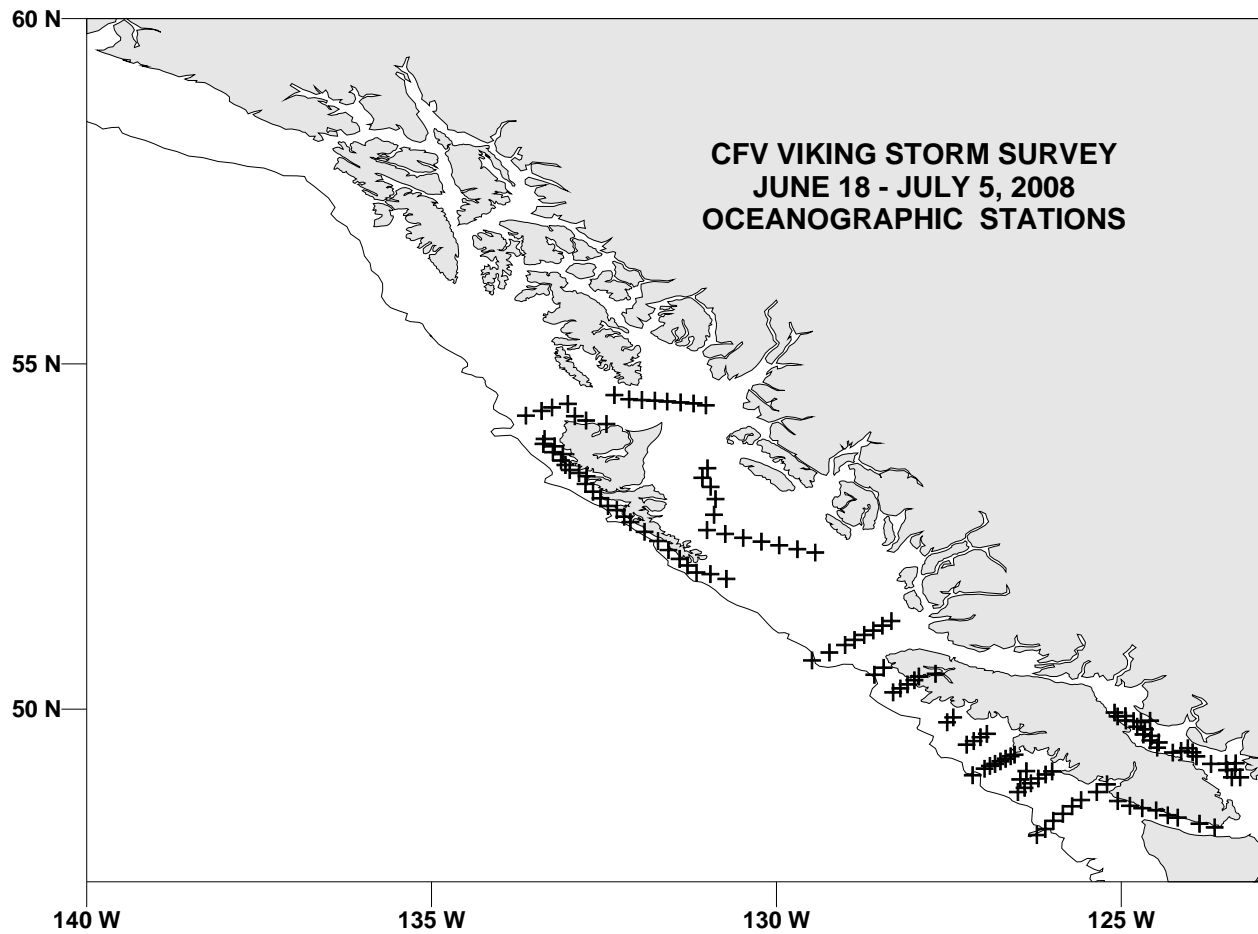


Figure 2. Oceanographic stations on the CCGS *W.E. Ricker* survey to the Gulf of Alaska, 18/06/2008 - 05/07/2008.

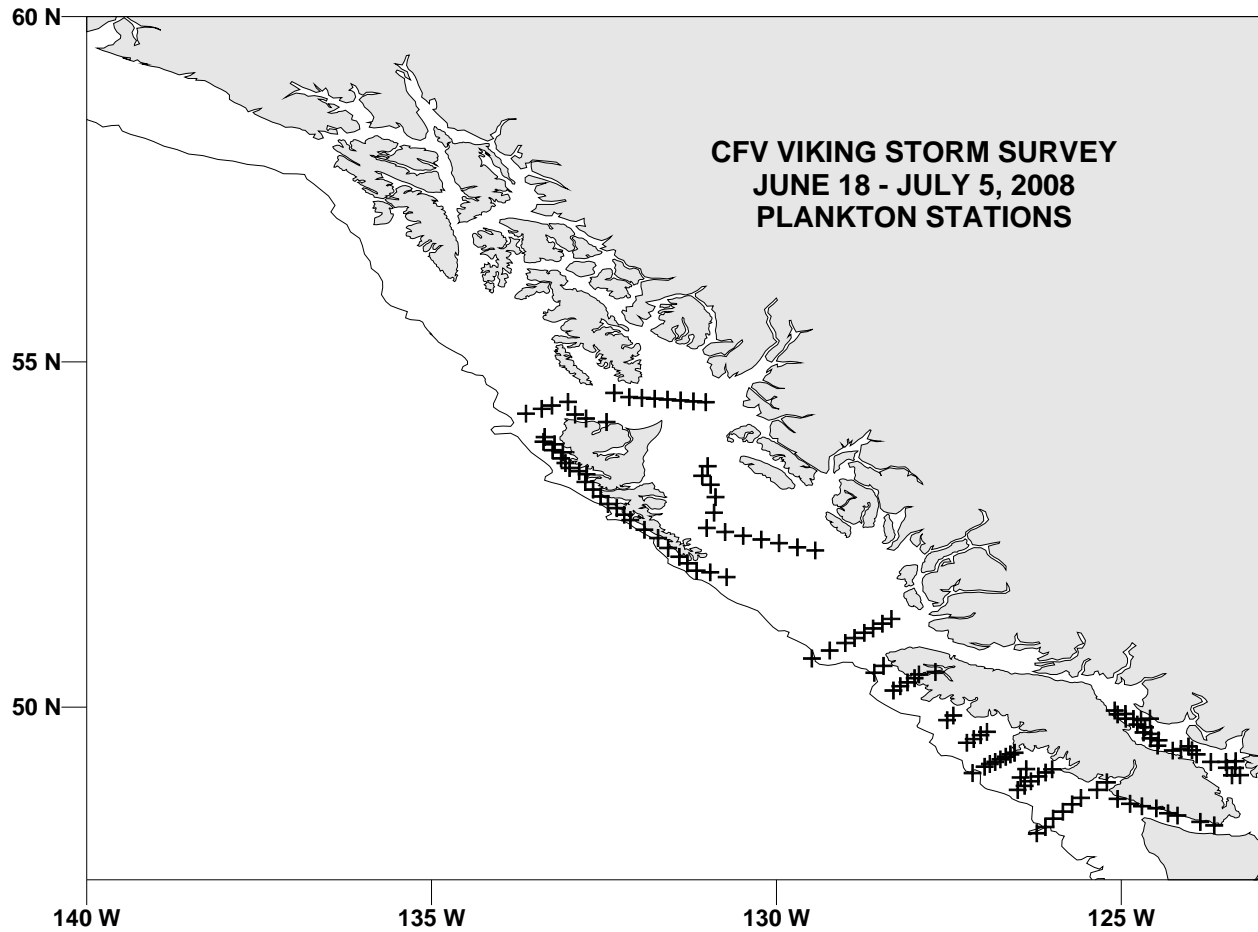


Figure 3. Plankton stations on the CCGS *W.E. Ricker* survey to the Gulf of Alaska, 18/06/2008 - 05/07/2008.

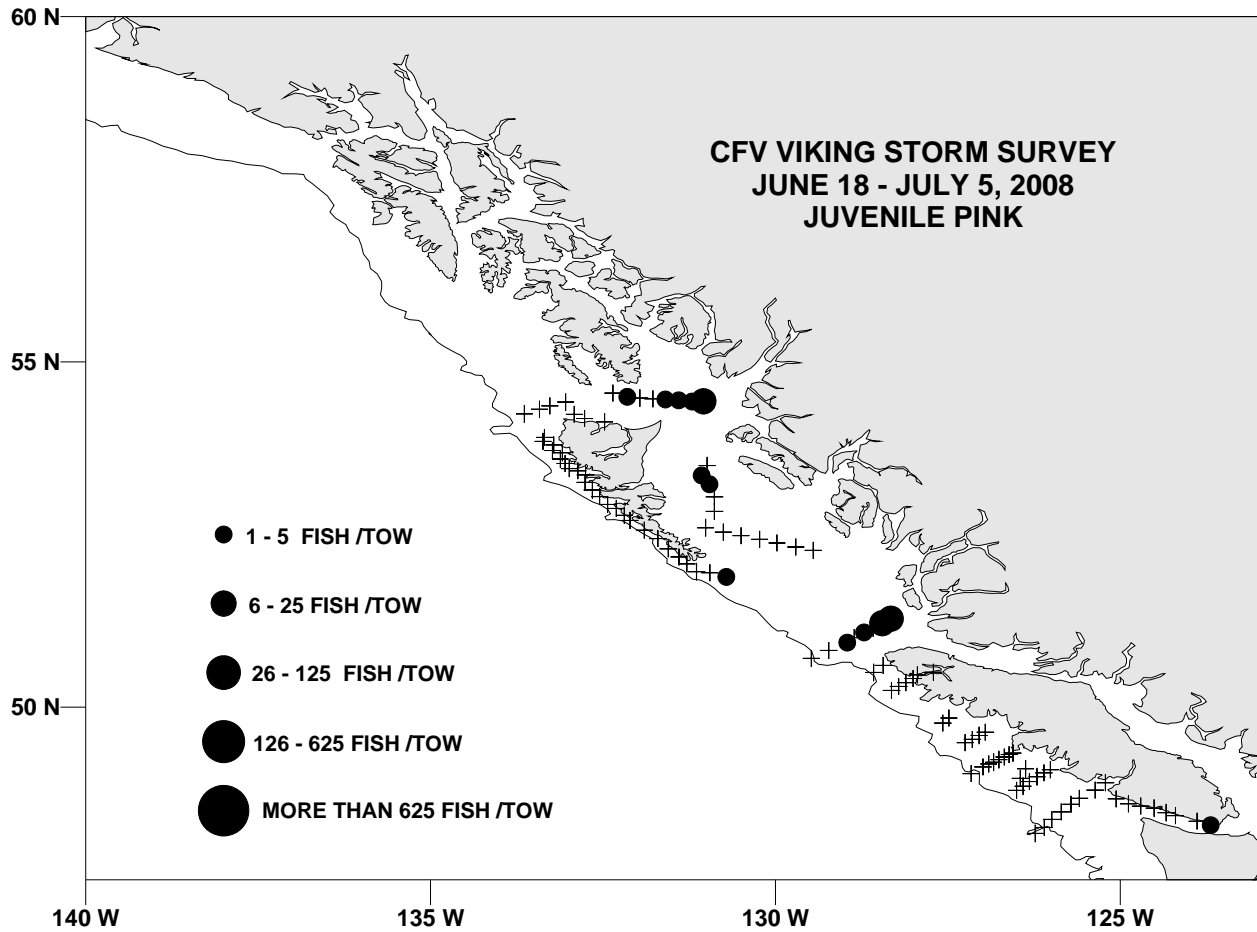


Figure 4. Distribution of catches of age 0.0 juvenile pink salmon. All were less than 200 mm in fork length. Symbol size (●) is proportional to catch per tow; zero catches are shown by a (+).

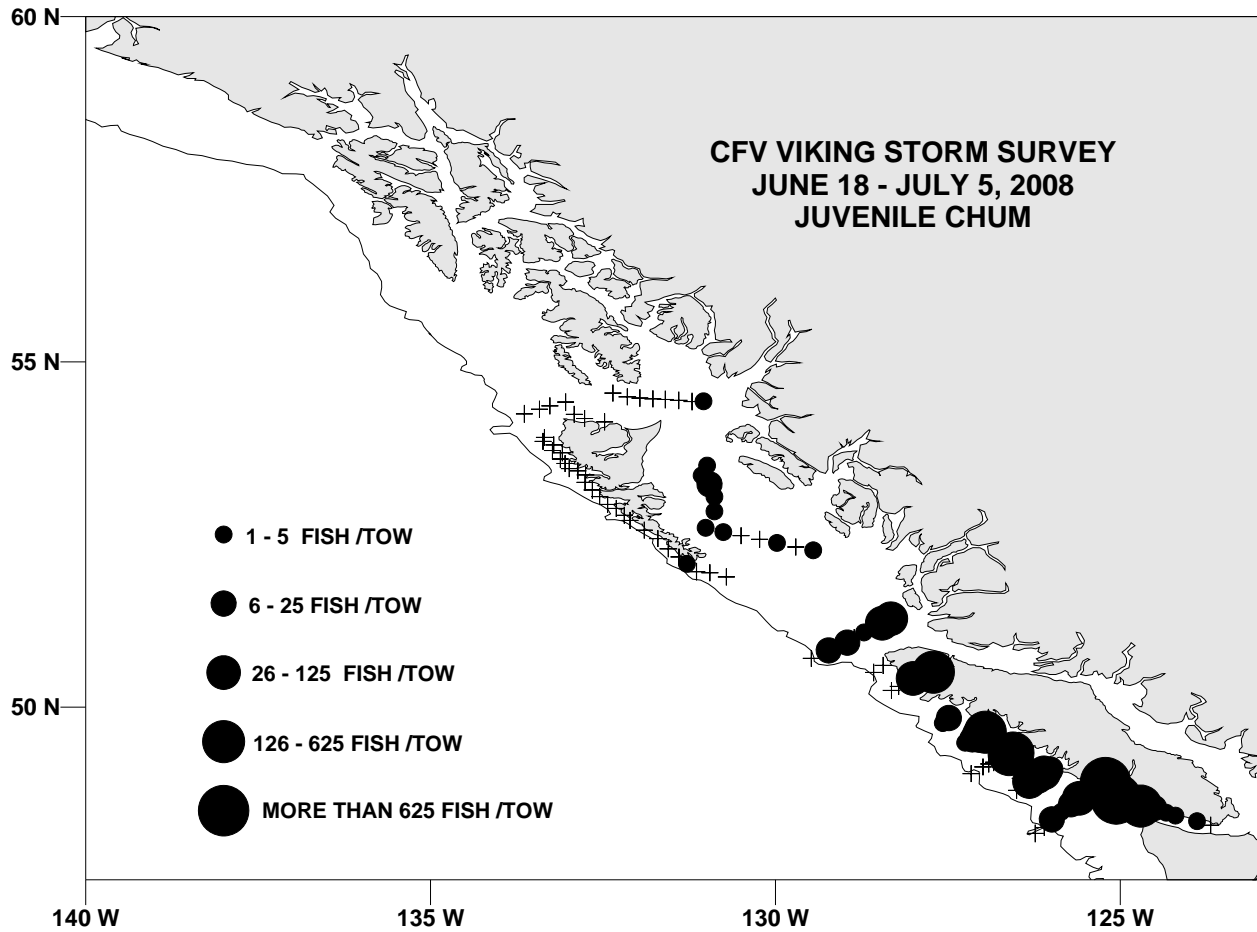


Figure 5. Distribution of catches of age 0.0 juvenile chum salmon. All were less than 200 mm in fork length. Symbol size (●) is proportional to catch per tow; zero catches are shown by a (+)

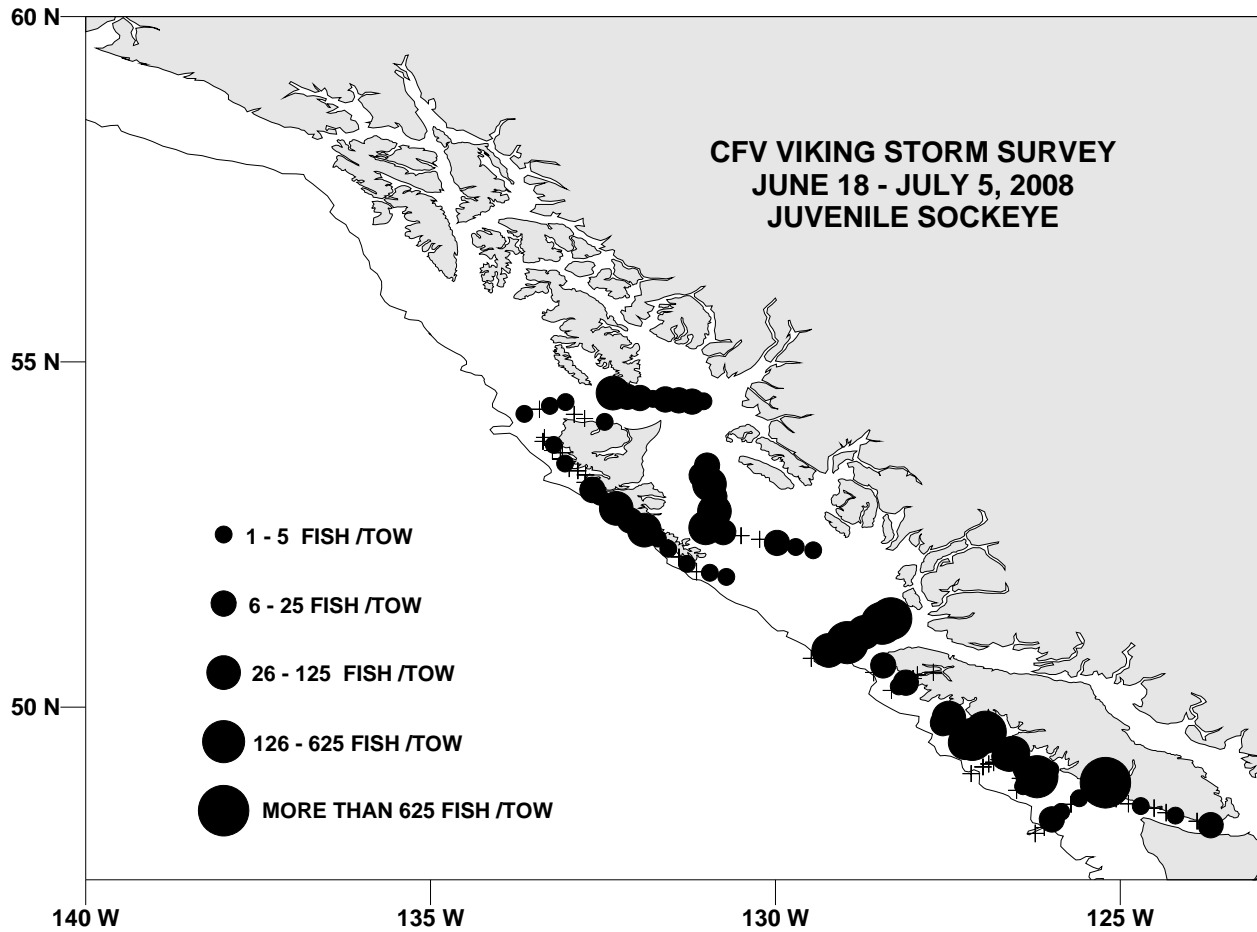


Figure 6. Distribution of catches of age X.0 juvenile sockeye salmon. All were less than 200 mm in fork length. Symbol size (●) is proportional to catch per tow; zero catches are shown by a (+).

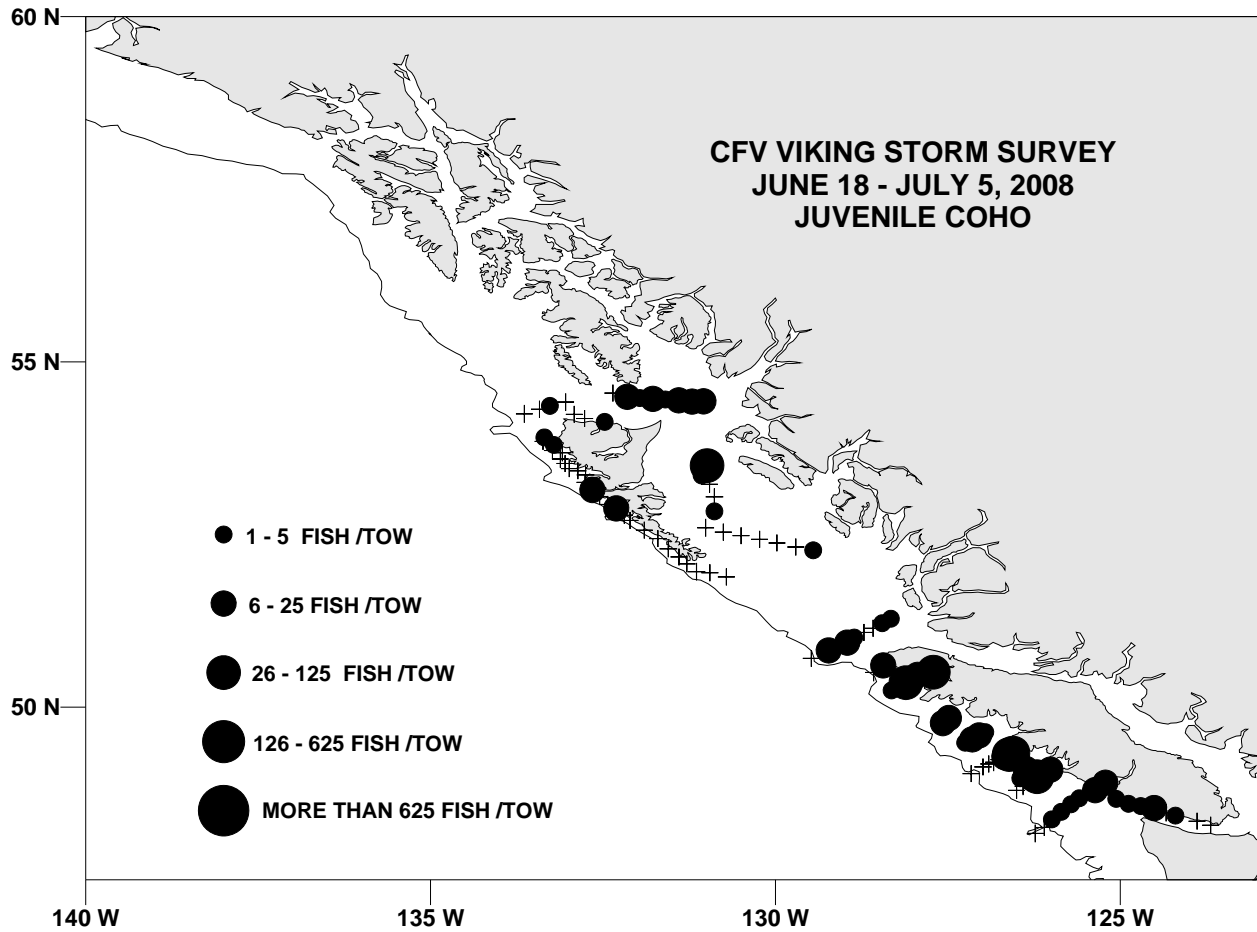


Figure 7. Distribution of catches of age X.0 juvenile coho salmon. All were less than 300 mm in fork length. Symbol size (●) is proportional to catch per tow; zero catches are shown by a (+).

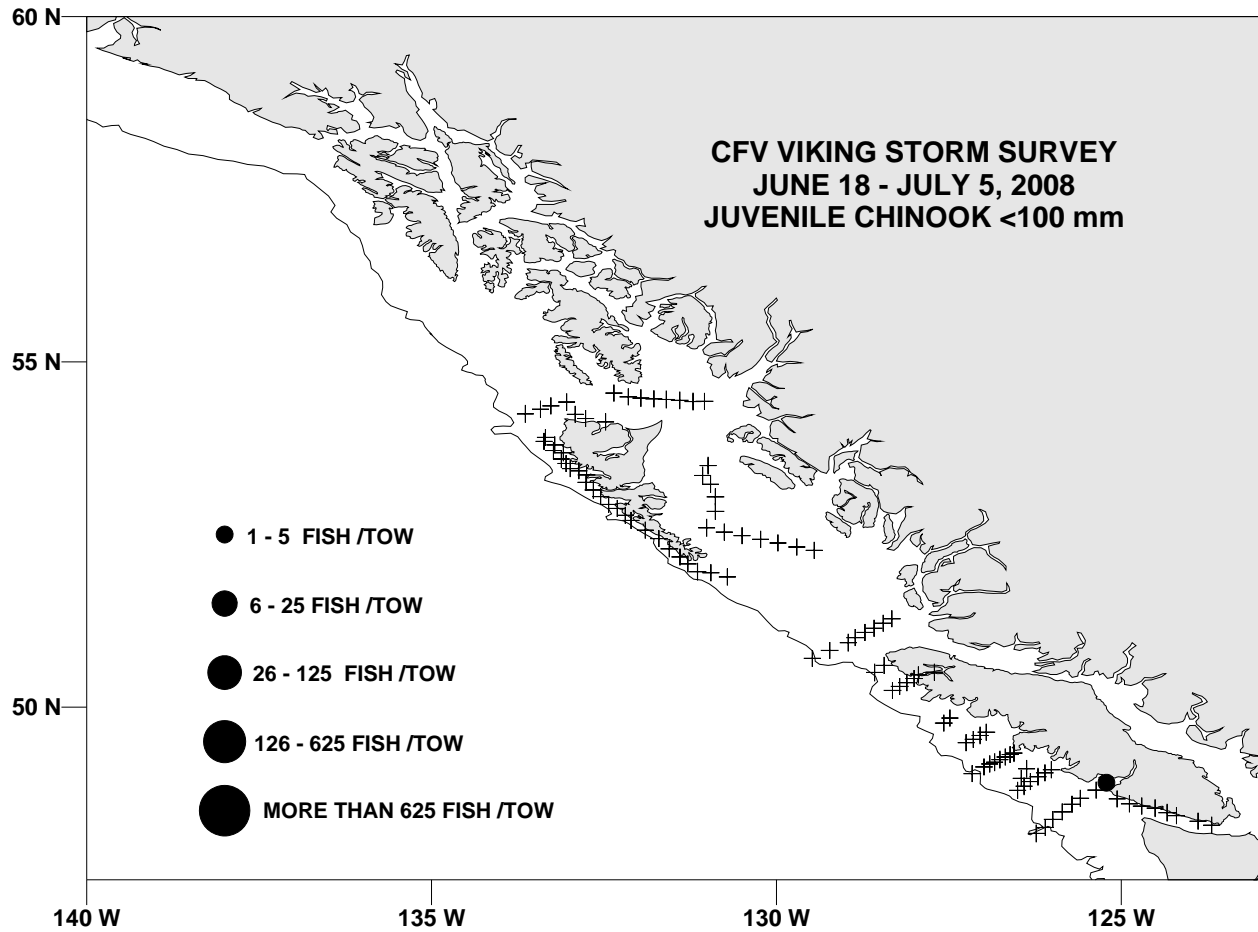


Figure 8. Distribution of catches of juvenile chinook less than 100 mm in fork length. Symbol size (●) is proportional to catch per tow; zero catches are shown by a (+).



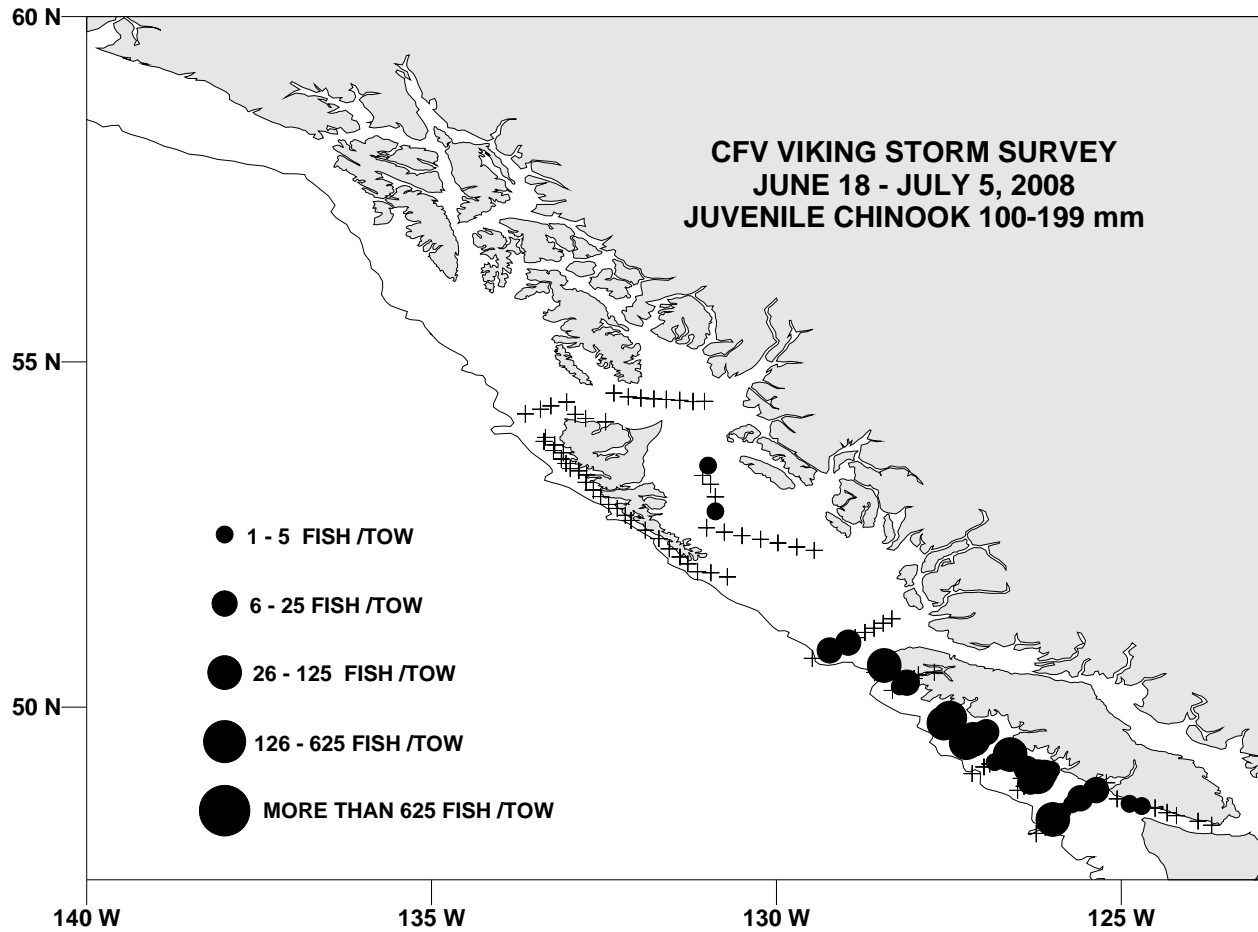


Figure 9. Distribution of catches of juvenile chinook salmon from 100 to 199 mm in fork length. Symbol size (●) is proportional to catch per tow; zero catches are shown by a (+).

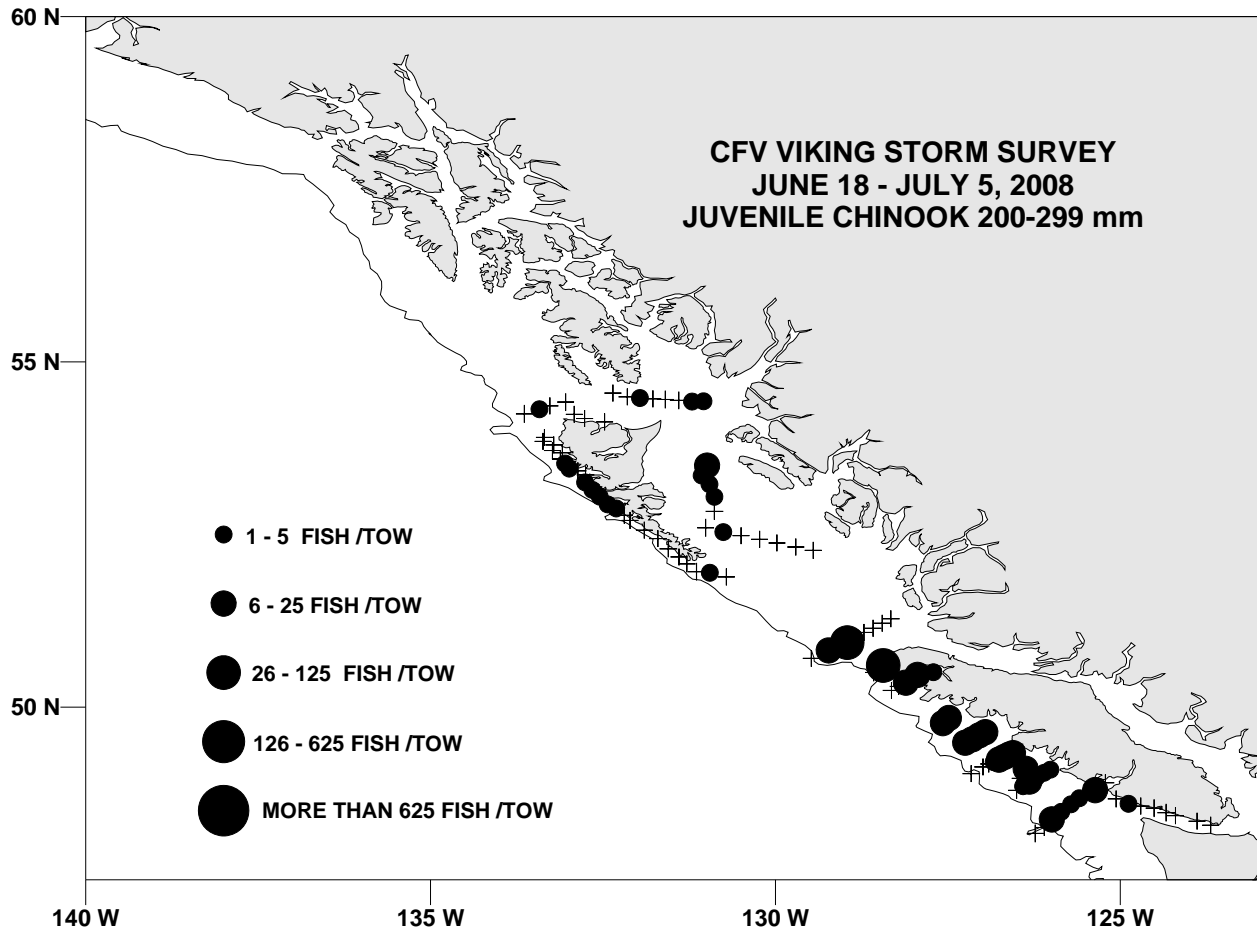


Figure 10. Distribution of catches of juvenile chinook salmon from 200 to 299 mm in fork length. Symbol size (●) is proportional to catch per tow; zero catches are shown by a (+).

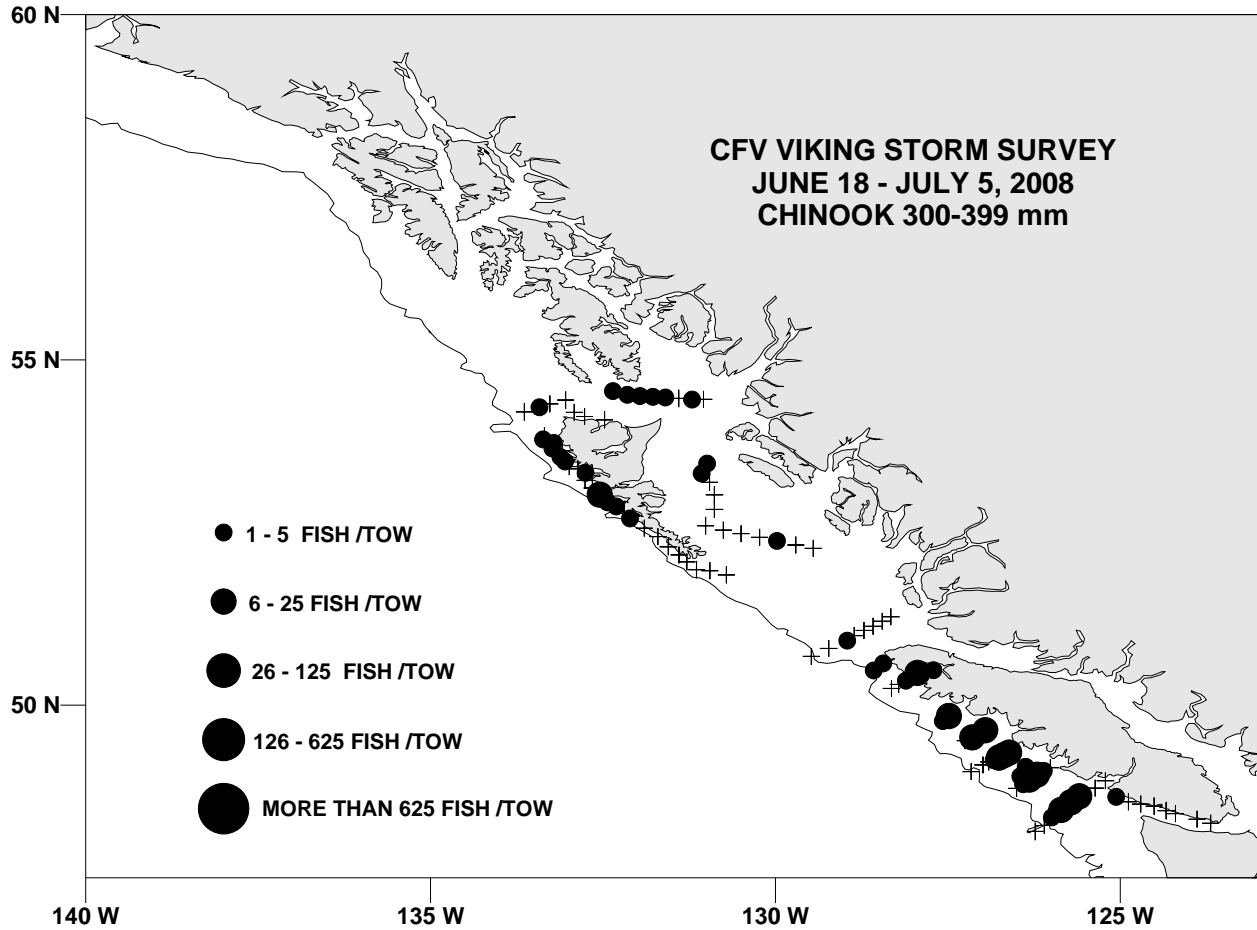


Figure 11. Distribution of catches of chinook salmon from 300 to 399 mm in fork length. Symbol size (●) is proportional to catch per tow; zero catches are shown by a (+).

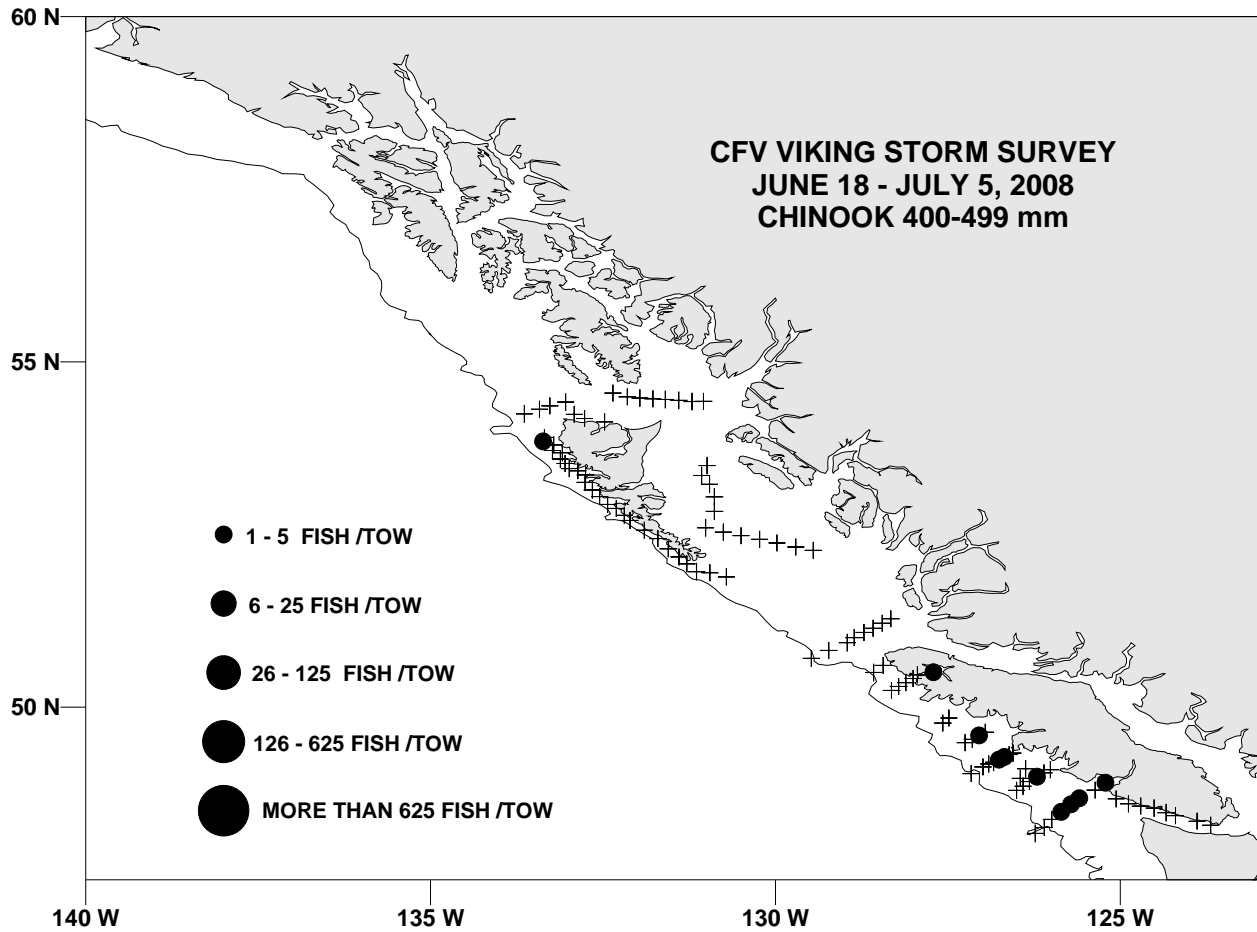


Figure 12. Distribution of catches of chinook salmon from 400 to 499 mm in fork length. Symbol size (●) is proportional to catch per tow; zero catches are shown by a (+).

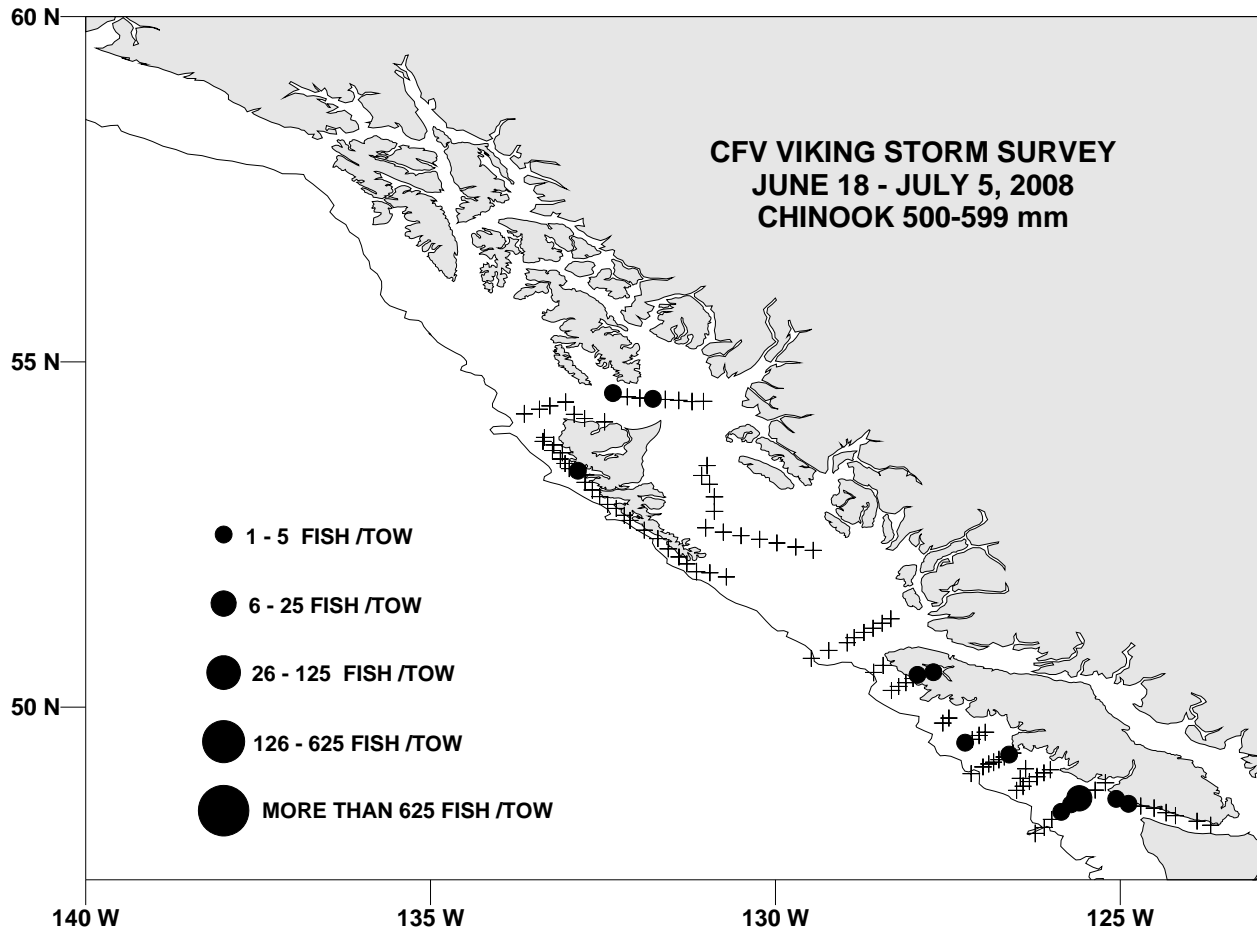


Figure 13. Distribution of of chinook salmon from 500 to 599 mm in fork length. Symbol size (●) is proportional to catch per tow; zero catches are shown by a (+).

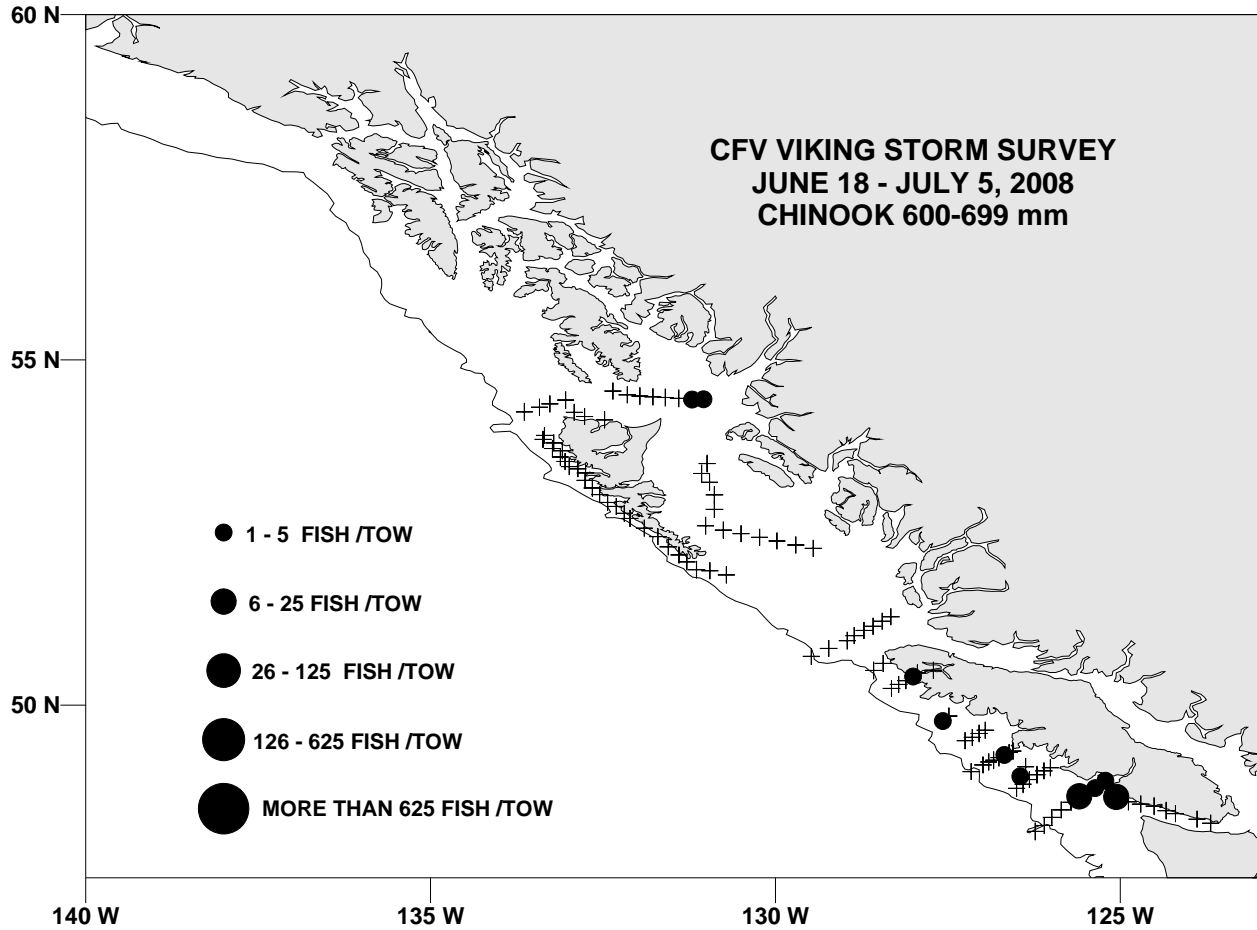


Figure 14. Distribution of of chinook salmon from 600 to 699 mm in fork length. Symbol size (●) is proportional to catch per tow; zero catches are shown by a (+).

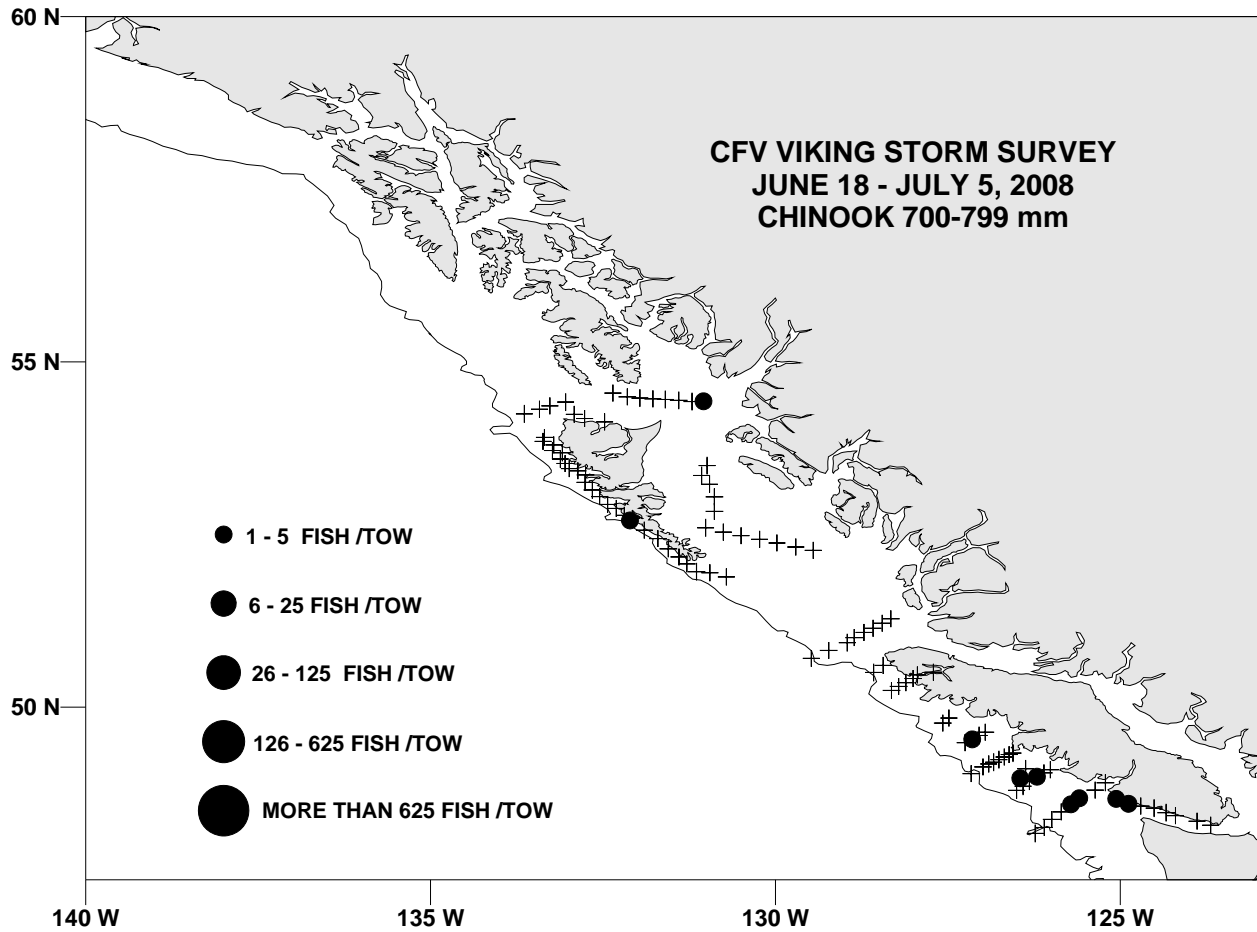


Figure 15. Distribution of of chinook salmon from 700 to 799 mm in fork length. Symbol size (●) is proportional to catch per tow; zero catches are shown by a (+).

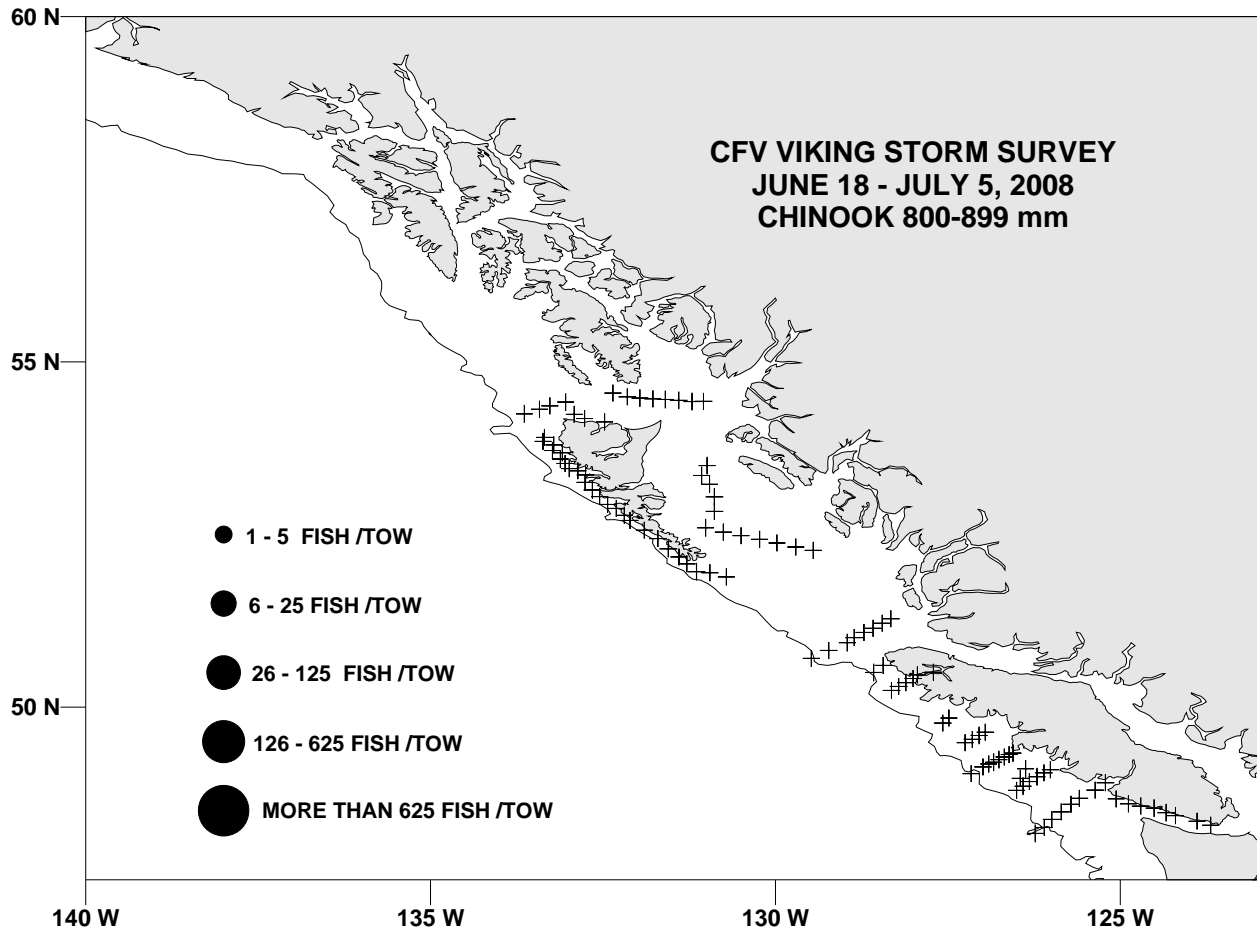


Figure 16. Distribution of of chinook salmon from 800 to 899 mm in fork length. Symbol size (●) is proportional to catch per tow; zero catches are shown by a (+).



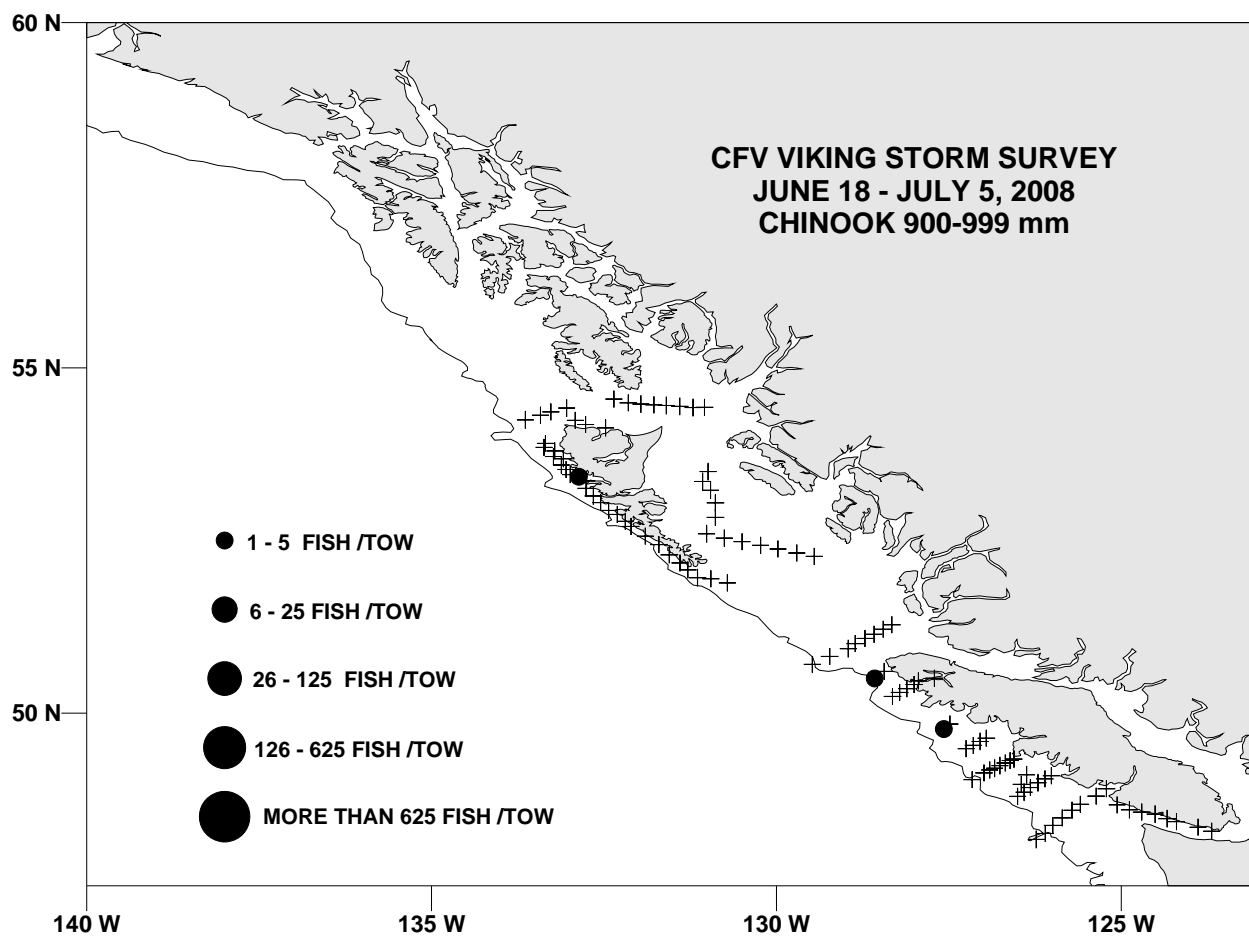


Figure 17. Distribution of of chinook salmon from 900 to 999 mm in fork length. Symbol size (●) is proportional to catch per tow; zero catches are shown by a (+).

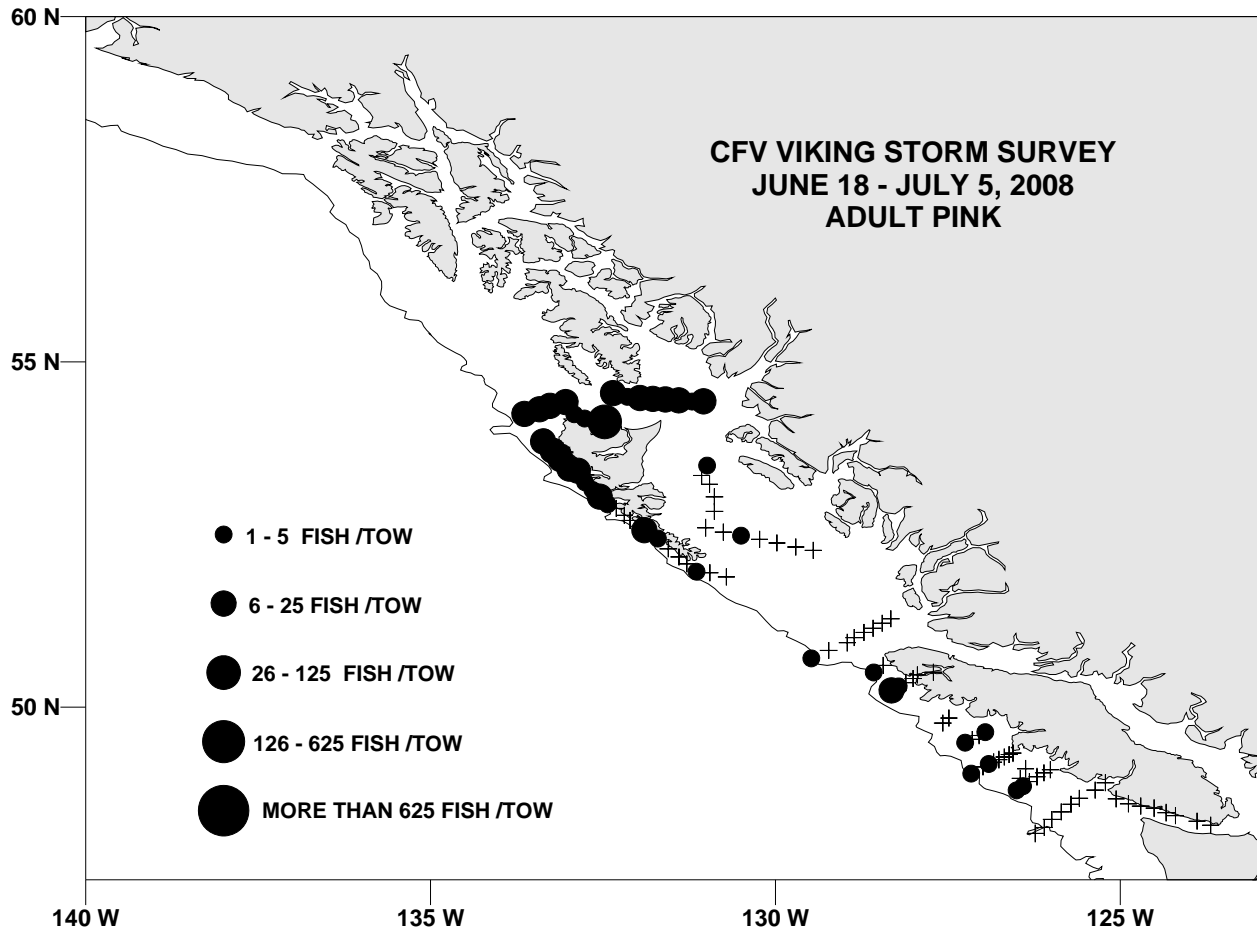


Figure 18. Distribution of adult pink catches. Symbol size (●) is proportional to catch per tow; zero catches are shown by a (+).

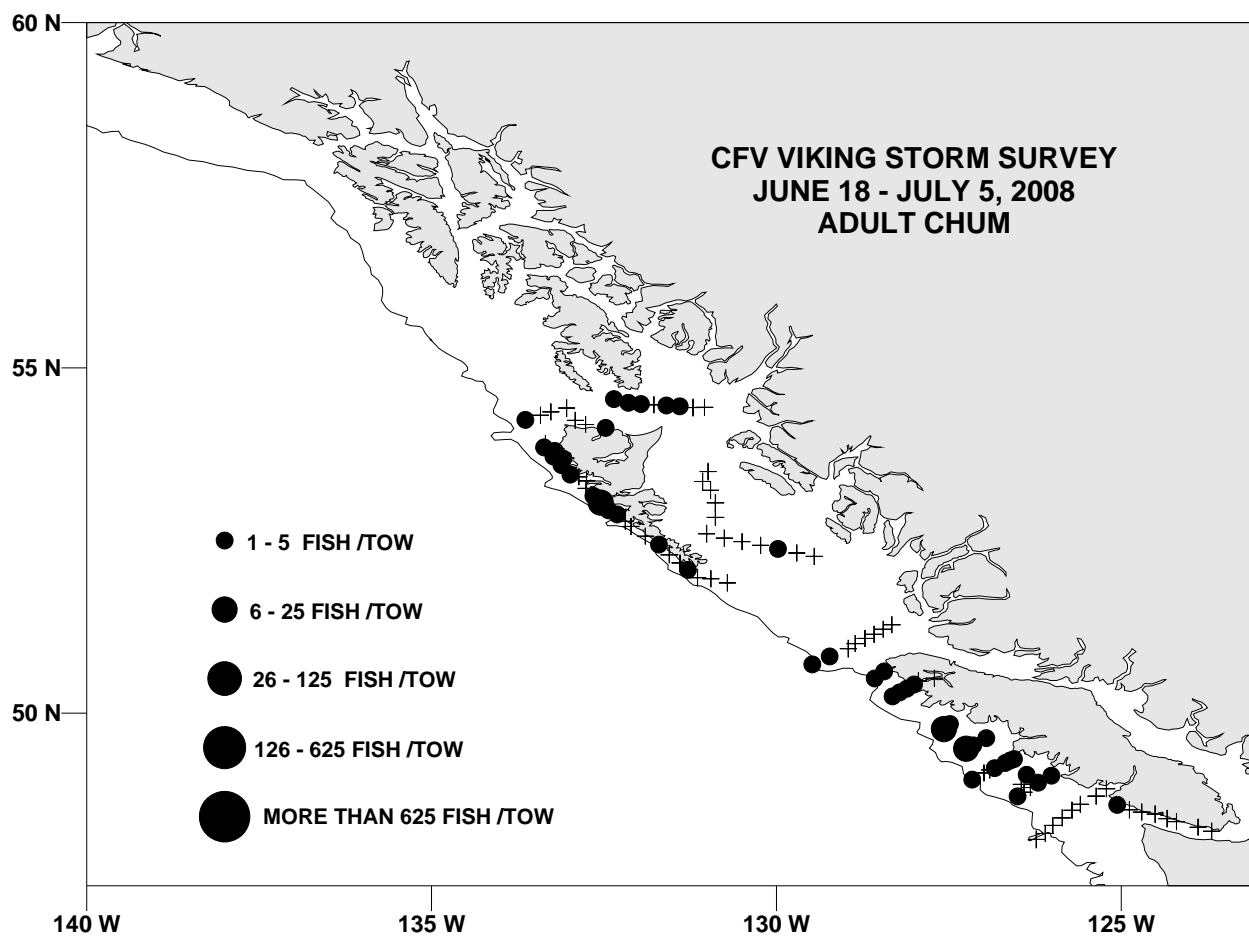


Figure 19. Distribution of adult chum catches. Symbol size (●) is proportional to catch per tow; zero catches are shown by a (+).

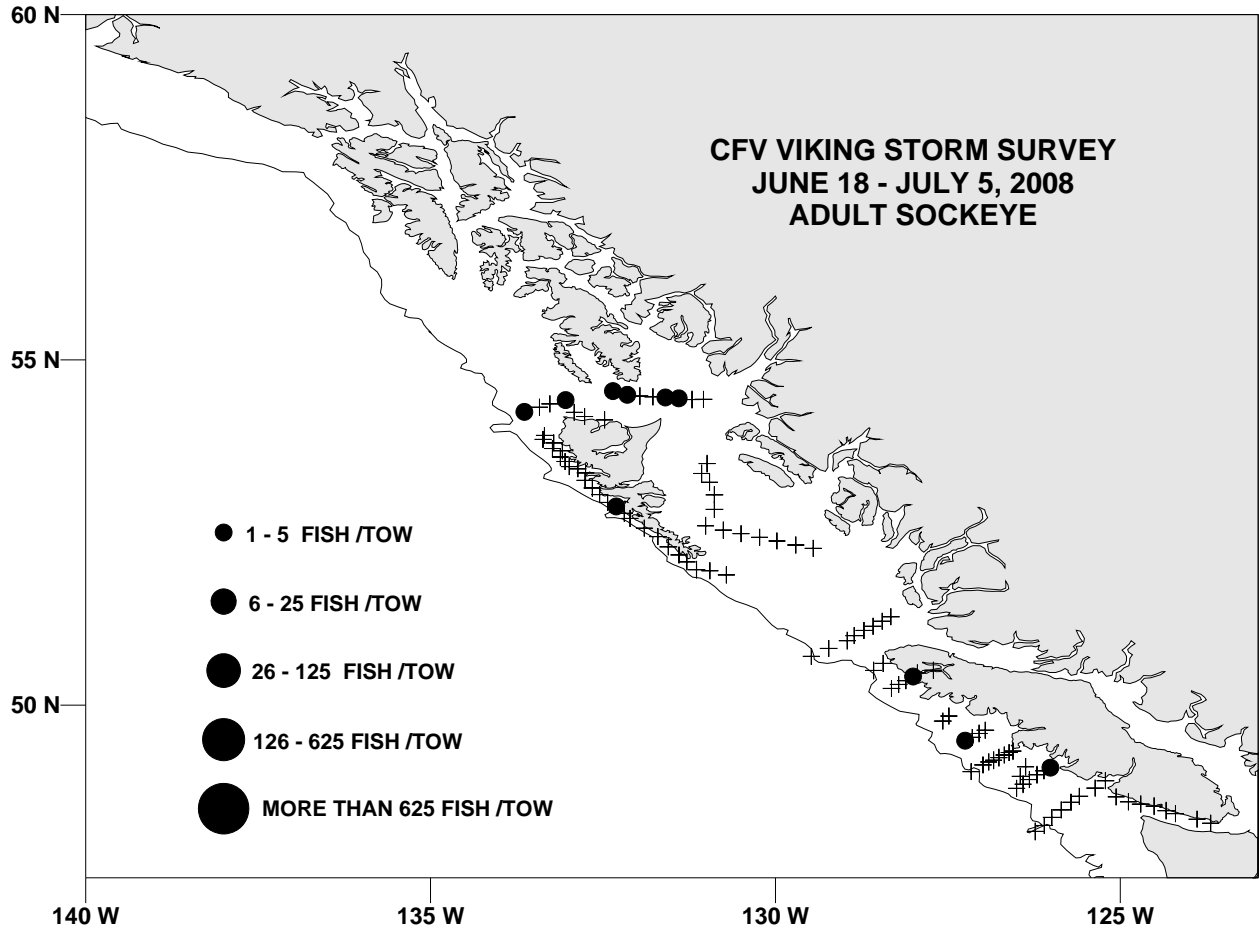


Figure 20. Distribution of adult sockeye catches. Symbol size (●) is proportional to catch per tow; zero catches are shown by a (+).

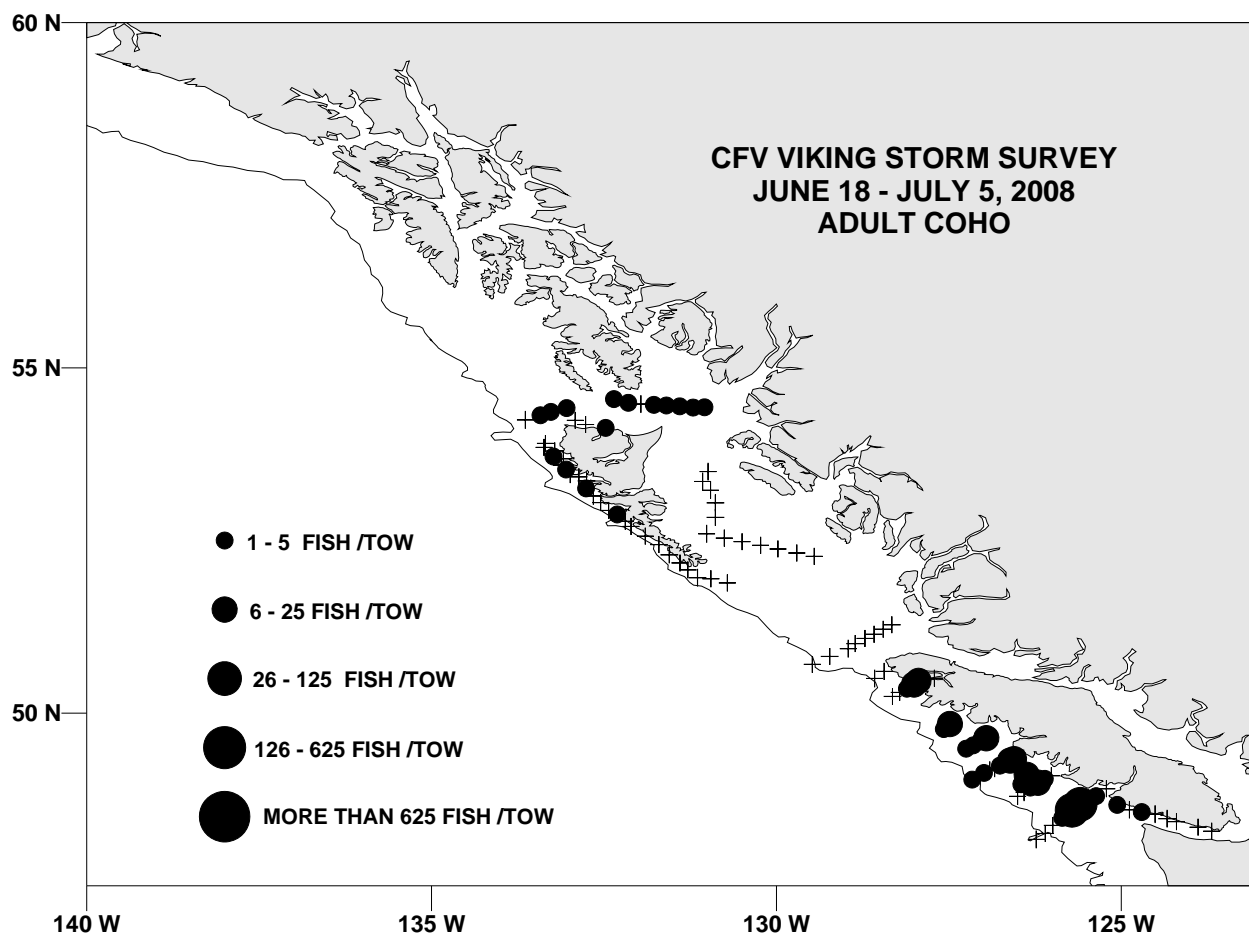


Figure 21. Distribution of adult coho catches. Symbol size (●) is proportional to catch per tow; zero catches are shown by a (+).

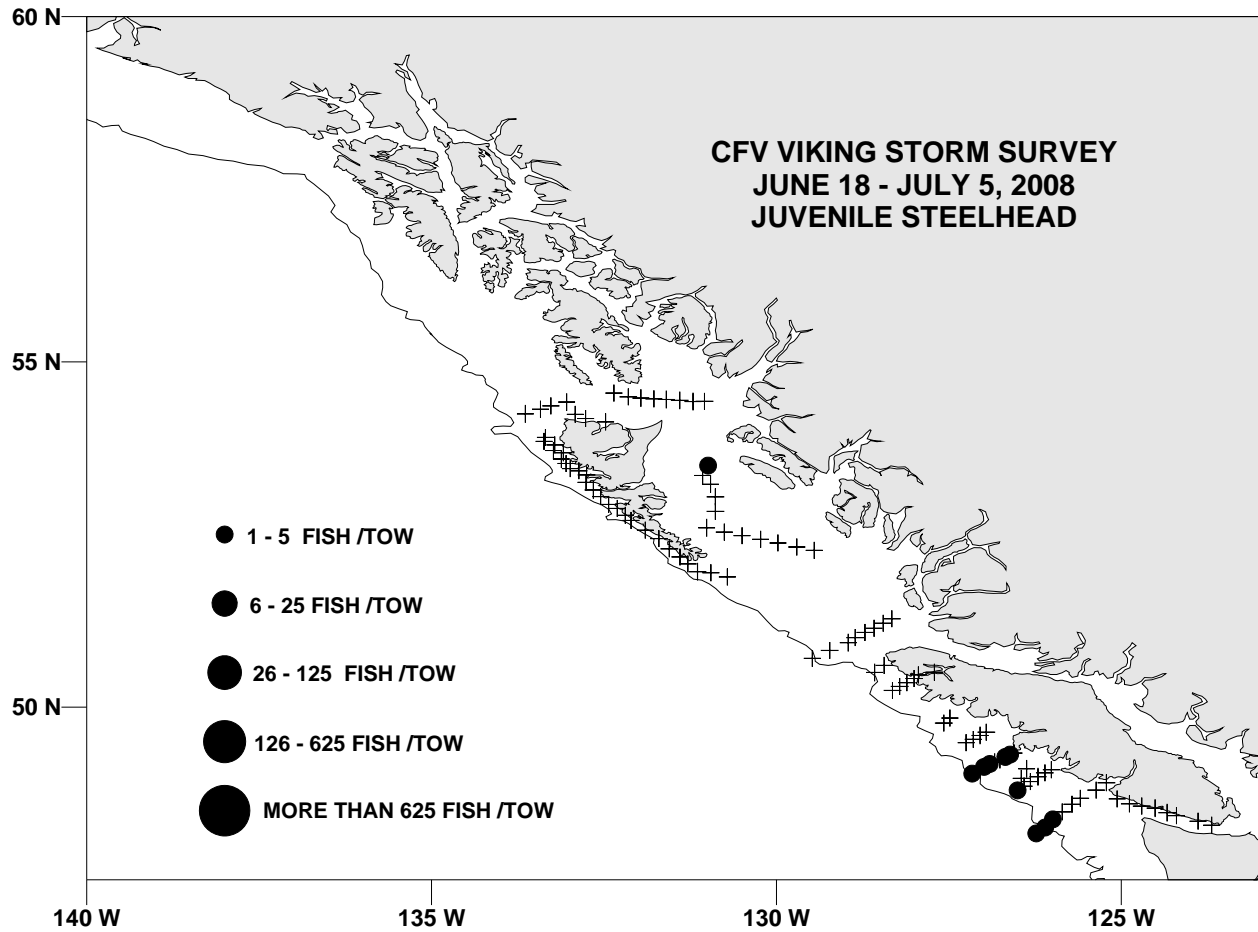


Figure 22. Distribution of juvenile steelhead catches. Symbol size (●) is proportional to catch per tow; zero catches are shown by a (+).

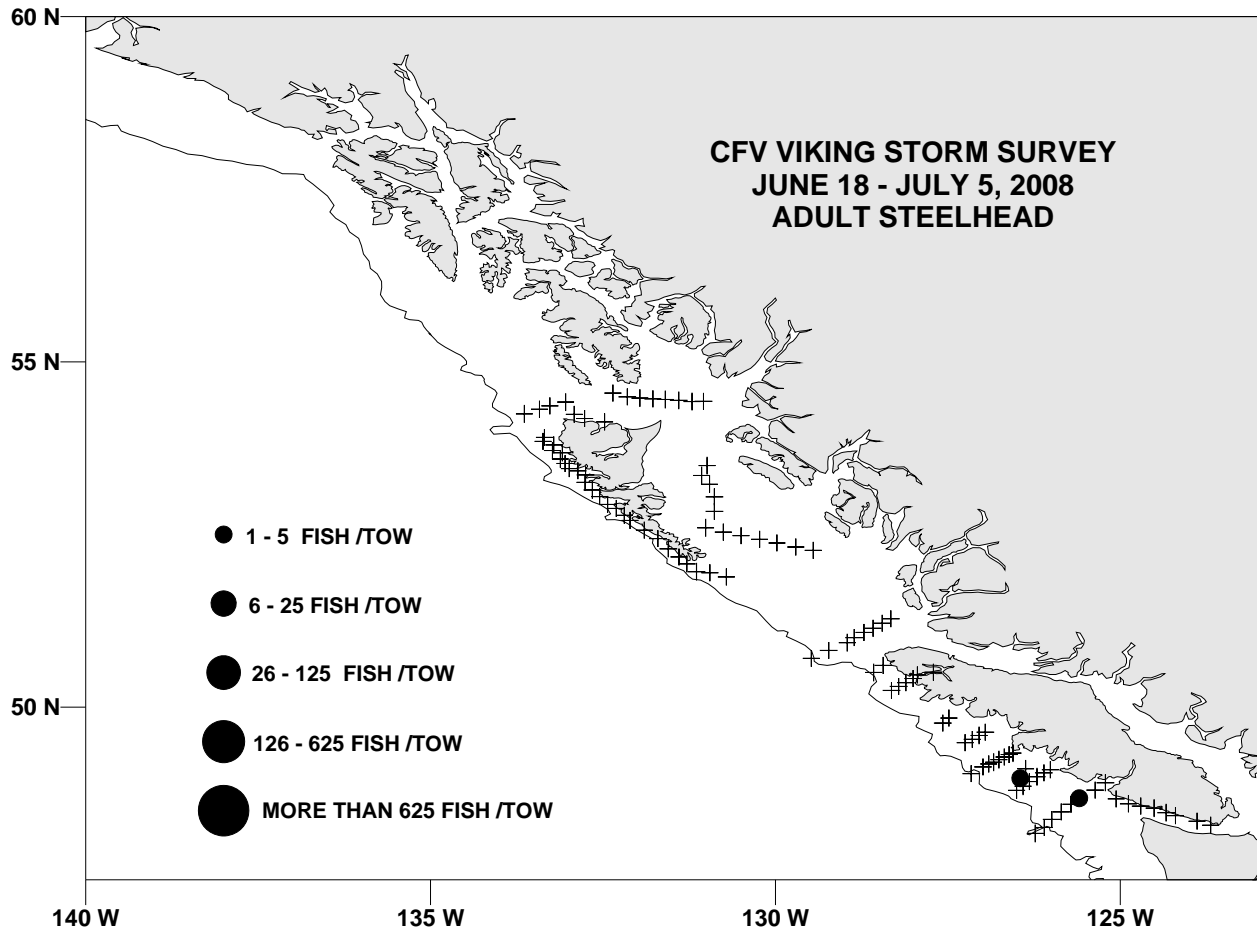


Figure 23. Distribution of adult steelhead catches. Symbol size (●) is proportional to catch per tow; zero catches are shown by a (+).

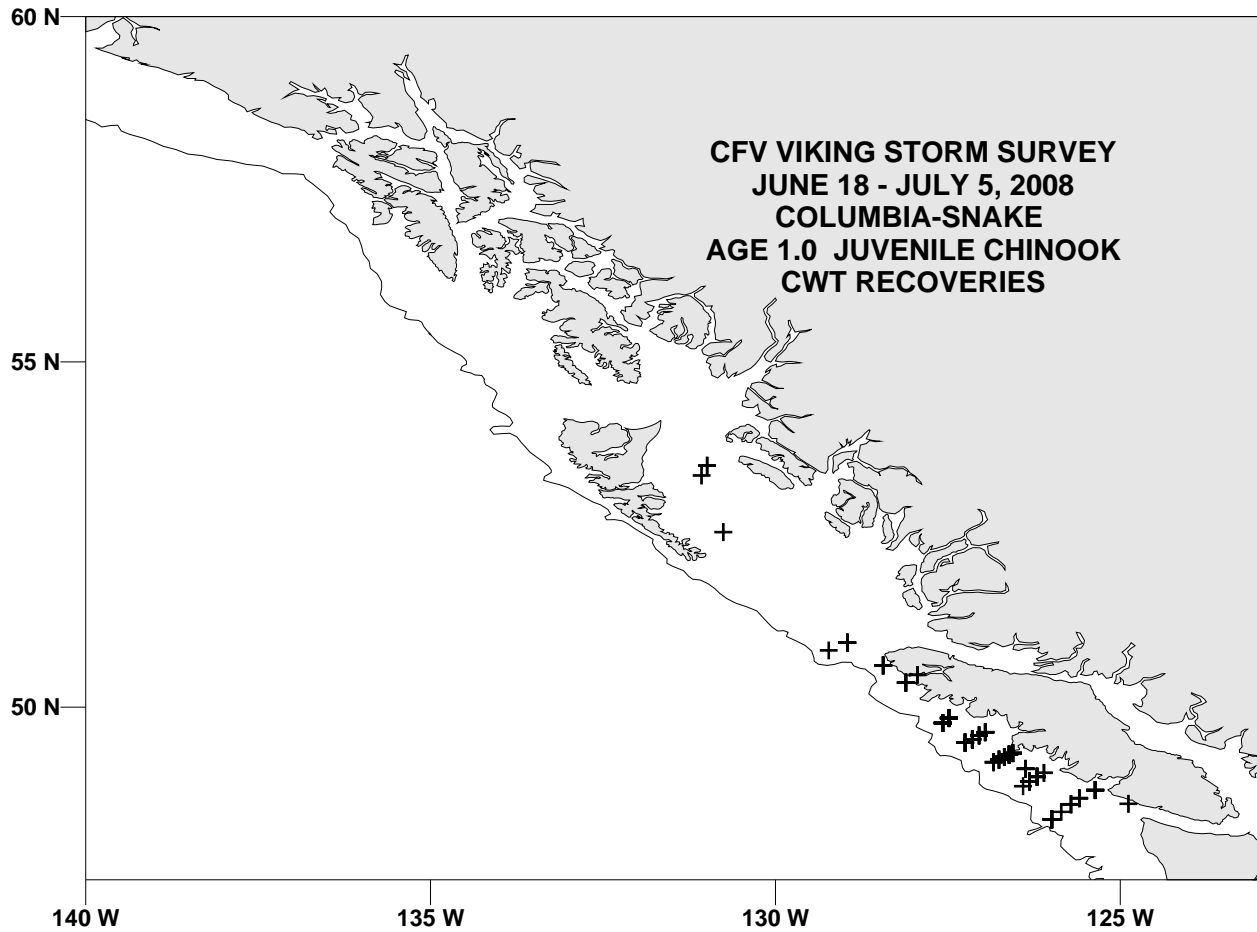


Figure 24. Recovery sites of juvenile chinook with CWT's from the Columbia-Snake River. These age 1.0 juvenile chinook were all released in the spring of 2008.



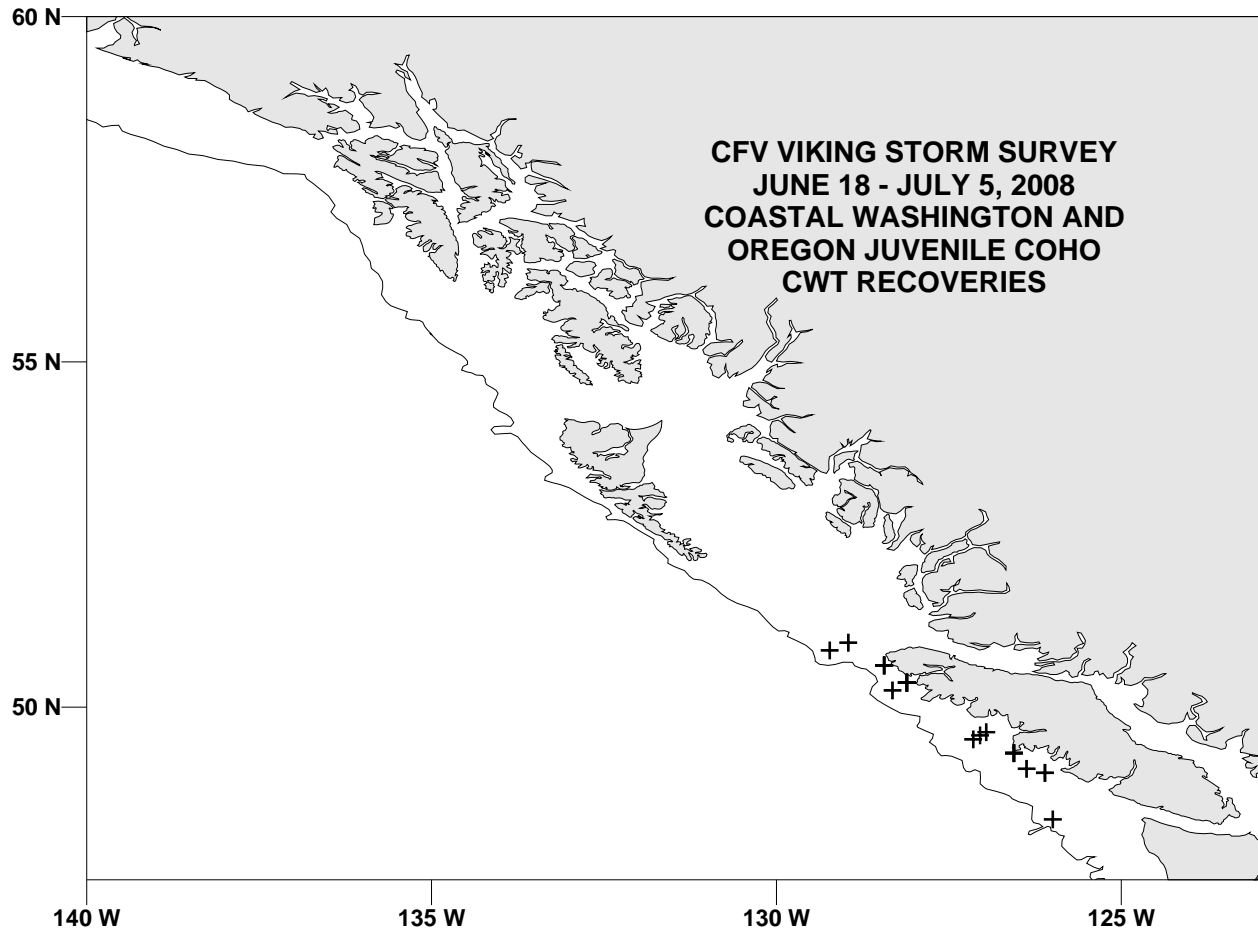


Figure 25. Recovery sites of juvenile coho with CWT's from coastal Oregon and Washington. These age 1.0 juvenile coho were all released in the spring of 2008.

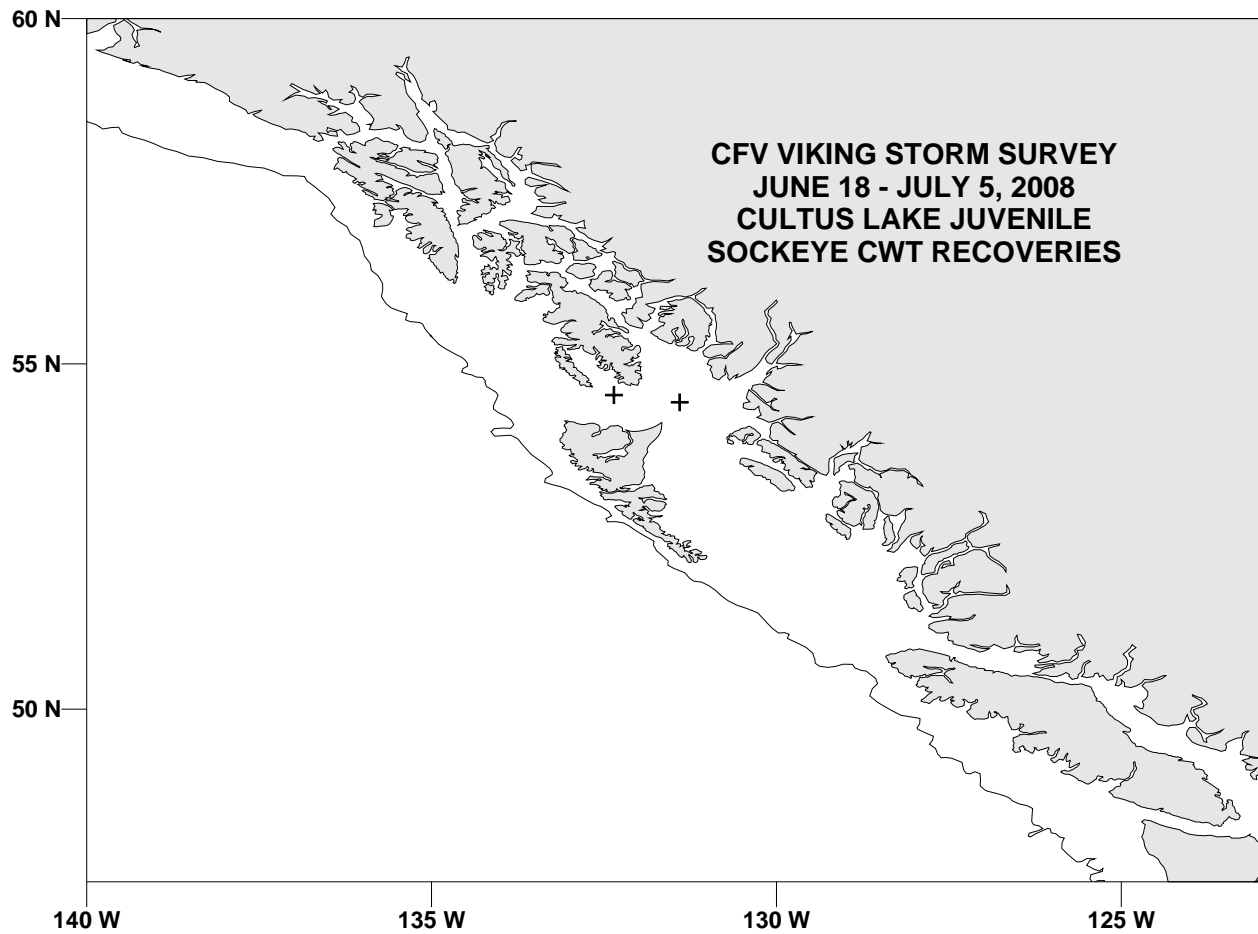


Figure 26. Recovery sites of juvenile sockeye with CWT's from Cultus Lake on the Fraser River drainage system. These age 1.0 juvenile sockeye were all released in the spring of 2008.

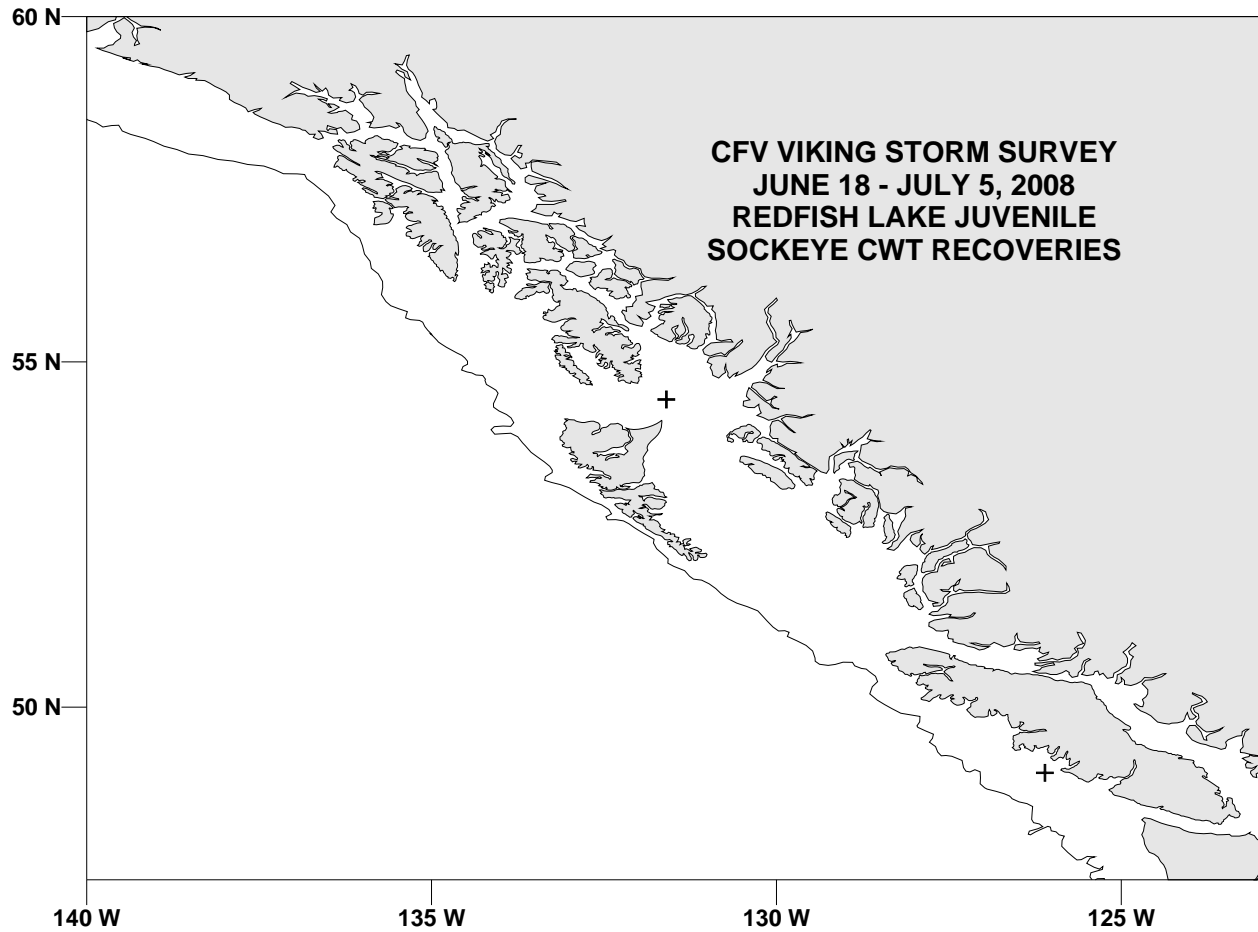


Figure 27. Recovery sites of juvenile sockeye with CWT's from Redfish Lake in Idaho on the Snake River drainage system. These age 1.0 juvenile sockeye were all released in the spring of 2008.

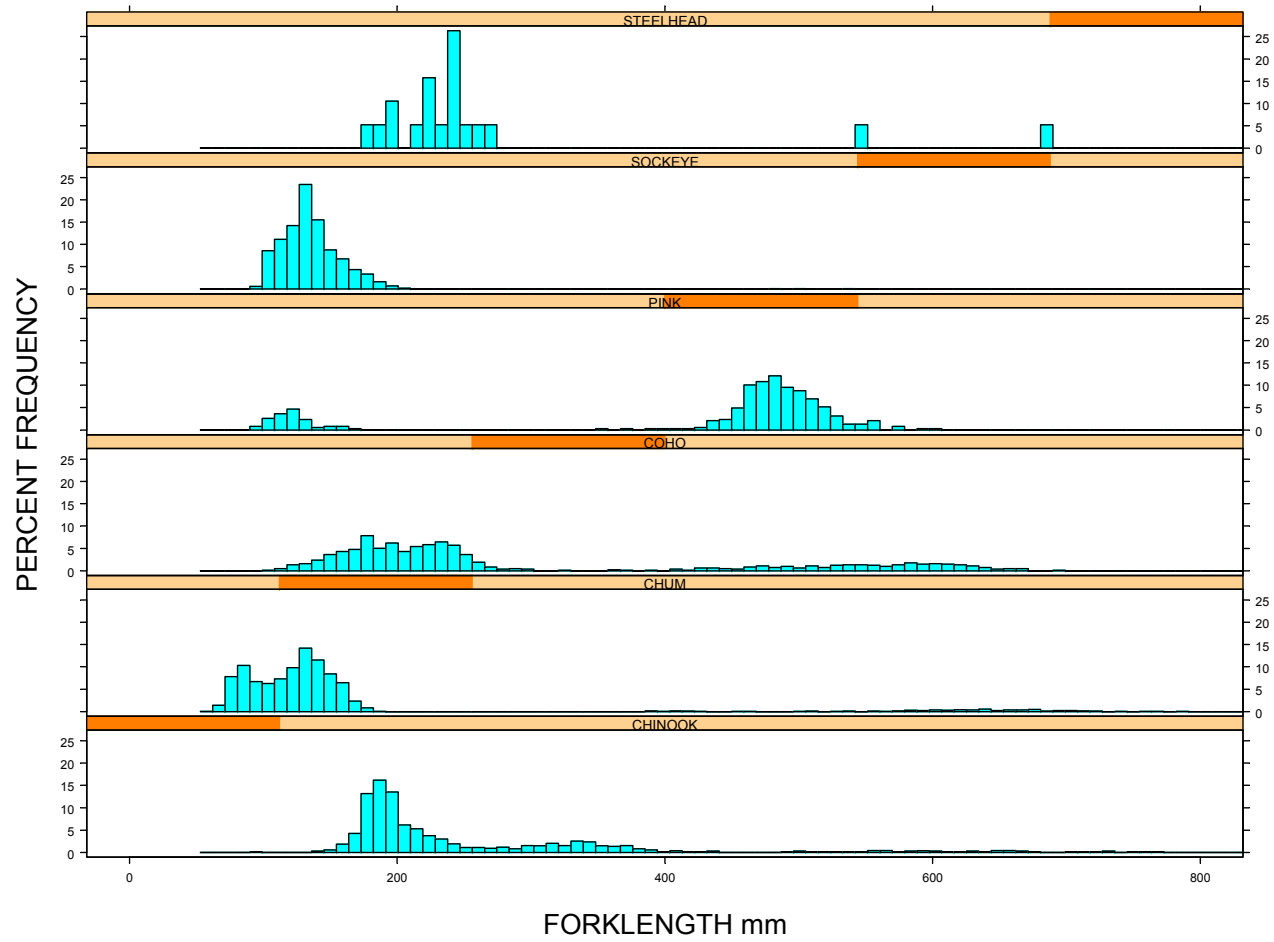


Figure 28. Size distribution of Pacific salmon caught on the *CFV Viking Storm* survey to the Gulf of Alaska, 18/06/2008 - 05/07/2008.