Health Canada Santé Canada

Your health and safety… our priority. *Votre santé et votre sécurité… notre priorité.*

Windsor Exposure Assessment Study (2005–2006):

Data Summary for Volatile Organic Compound Sampling

Canada

Windsor Exposure Assessment Study (2005–2006):

Data Summary for Volatile Organic Compound Sampling

Water, Air and
Climate Change Bureau
Healthy Environments and
Consumer Safety Branch

Health Canada is the federal department responsible for helping the people of Canada maintain and improve their health. *We assess the safety of drugs and many consumer products, help improve the safety of food, and provide information to Canadians to help them make healthy decisions. We provide health services to First Nations people and to Inuit communities. We work with the provinces to ensure our health care system serves the needs of Canadians.*

Published by authority of the
Minister of Health

Windsor Exposure Assessment Study (2005–2006):
Data Summary for Volatile Organic Compound Sampling
is available on Internet at the following address: www.healthcanada.gc.ca

Également disponible en français sous le titre :
Étude d'évaluation de l'exposition à Windsor (2005-2006) :
Sommaire des données d'échantillonnage des composés organiques volatiles

This publication can be made available on request on
diskette, large print, audio-cassette and braille.

For further information or to obtain additional copies, please contact:
Publications
Health Canada
Ottawa, Ontario K1A 0K9
Tel.: 613-954-5995
Fax: 613-941-5366
Email: info@hc-sc.gc.ca

Cat.: H128-1/10-618E-PDF
ISBN: 978-1-100-16981-1

Table of Contents

Abstract

As part of a personal exposure monitoring campaign funded under the Border Air Quality Strategy (BAQS), Health Canada and the University of Windsor collected 24-hour personal, indoor, and outdoor exposure samples for 188 polar and non-polar volatile organic compounds (VOCs). A total of 100 study participants in Windsor, Ontario were followed over two 1-year periods. Sampling took place in 8-week “winter” and “summer” periods of 2005 and 2006. In 2005, five consecutive 24-hour VOC sampling measurements were obtained to represent indoor, outdoor, and personal exposure levels. In 2006, five consecutive 24-hour VOC sampling measurements were obtained to represent indoor and outdoor exposure levels. This report presents summary VOC statistics obtained from the Windsor, Ontario Exposure Assessment Study (WOEAS) and is intended to provide relevant Canadian information on exposure to these VOCs. The report does not provide any interpretation or detailed analysis of the data and its trends (e.g., between seasons, years, indoor/outdoor/personal concentrations). Results from this report can be compared with data presented in the *Regina Indoor Air Quality Study (2007): Data Summary for VOC Sampling,* also published by Health Canada, as similar sampling and analysis methodologies were employed in both studies.

List of Abbreviations and Acronyms

AER	air exchange rate
BAQS	Border Air Quality Strategy
BDL	below detection limit
CAS	Chemical Abstracts Service
CEPA	*Canadian Environmental Protection Act*
CFC	chlorofluorocarbon
CO_2	carbon dioxide
DEARS	Detroit Exposure Aerosol Research Study
GC–MS	gas chromatography–mass spectrometry
MDL	method detection limit
NAPS	National Air Pollution Surveillance
PM	particulate matter
PM_{10}	particulate matter with aerodynamic diameter less than 10 micrometres
$PM_{2.5}$	particulate matter with aerodynamic diameter less than 2.5 micrometres
SIM	selected ion monitoring
TWA	time-weighted average
U.S. EPA	United States Environmental Protection Agency
VOC	volatile organic compound
WOEAS	Windsor, Ontario Exposure Assessment Study

1.0 Volatile Organic Compounds

1.1 Definition

By general definition, volatile organic compounds (VOCs) are chemical compounds containing 1 or more carbon atoms that exist almost entirely in the gas phase over the range of temperatures and pressures encountered at the Earth's surface. Because of these properties, they evaporate readily to the atmosphere. As this definition includes thousands of synthetic and natural compounds, air quality monitoring and regulation programs typically indicate a subset of the most abundant and toxic volatile compounds containing 2 to 12 carbon atoms. For regulatory purposes, the definition used by both Environment Canada and the U.S. Environmental Protection Agency (U.S. EPA) is restricted to VOCs that participate in atmospheric photochemical reactions in the troposphere, the lowest layer of the atmosphere, thereby excluding compounds such as methane, ethane and the chlorofluorocarbons (CFCs) (Environment Canada, 2007a; U.S. EPA, 2007a).

1.2 Sources

VOCs are emitted by both biogenic and anthropogenic sources. Biogenic sources include vegetation, forest fires, volcano emissions, and animals. Anthropogenic sources that contribute to ambient and indoor VOC levels include combustion and evaporation processes associated with industry and transportation, the industrial and personal use of paints, surface coatings and solvents, and off-gassing from new building materials and products.

It is important to note that, although biogenic sources of total VOC emissions are greater overall, the air quality problems that occur in populated and industrialized areas are largely due to the type and amount of VOCs emitted by anthropogenic sources (Environment Canada 2004, 2007). Figure 1 shows the contributions (in percentages) that major sources make to anthropogenic VOC emissions in Canada.

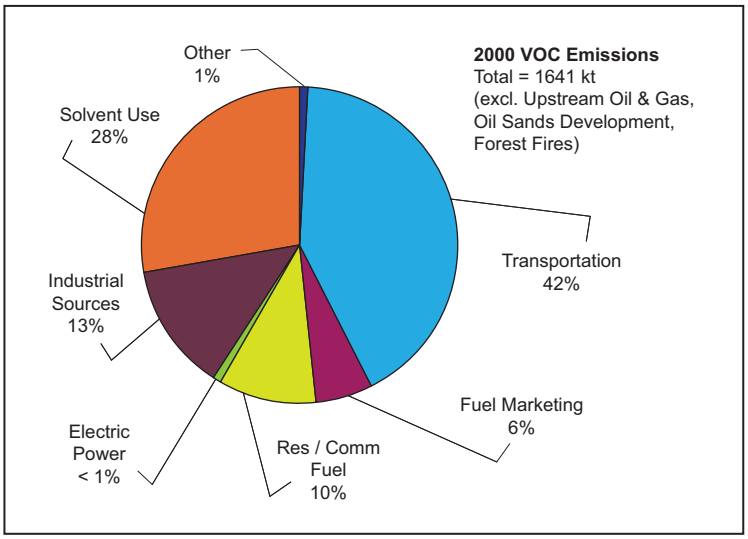

Figure 1. Percentage contribution to VOC emissions by major anthropogenic sources, 2000 data
(reproduced from Environment Canada, 2007)

In addition, there are many sources that can contribute to indoor VOC levels. These include paints, off-gassing of new building materials and products, use of household cleaning products, use of personal care products, combustion sources (use of gas stove, fireplace, gas furnace), and environmental tobacco smoke (Stocco et al., 2008, Health Canada, 1995). Table 1 provides a list of VOC species commonly found in indoor air and their sources.

Table 1. Common VOCs in indoor air and their sources
(reproduced from Health Canada, 1995)

VOC	Source
Acetone	*paints, coatings, finishers, paint removers, thinners, caulking*
Aliphatic hydrocarbons (octane, decane, hexane, isodecane, mixtures)	*paints, adhesives, gasoline, combustion sources, carpets, linoleum, liquid process photocopiers, caulking compound*
Aromatic hydrocarbons (benzene, toluene, ethylbenzene, xylenes)	*combustion sources, paints, adhesives, gasoline, linoleum, wall coatings, environmental tobacco smoke*
Chlorinated solvents (dichloromethane or methylene chloride, trichloroethane)	*upholstery and carpet cleaners or protectors, paints, paint removers, lacquers, solvents, correction fluid, dry-cleaned clothes*
n-Butyl acetate	*acoustic ceiling tile, linoleum, caulking compound*
Dichlorobenzene	*carpets, moth crystals, air fresheners*
4-Phenylcyclohexene (4-PC)	*carpets, paints*
Terpenes (limonene, *a*-pinene)	*deodorizers, cleaning agents, polishes, fabrics, fabric softeners, environmental tobacco smoke*

1.3 Seasonal Variability

Seasonal variation in VOC concentrations is species-dependent and associated with differences in emission sources and rates, environment, temperature, air exchange rates, and the rate of reaction with other chemicals in each microenvironment (e.g., outdoors near traffic, indoors at home, indoors at work).

2.0 Windsor, Ontario Exposure Assessment Study

2.1 Sampling Study Background and Rationale

The Windsor, Ontario Exposure Assessment Study (WOEAS) was a component of the Border Air Quality Strategy (BAQS), which was a formal agreement between Canada and the U.S. (i.e., 2003–2007) to enable greater opportunities for coordinated air quality management. Three main pilot projects were launched under BAQS, including work undertaken in the Great Lakes Basin airshed to examine the impacts of air pollution on the health of adults, children and other susceptible populations.

Due to limited Canadian or suitable surrogate exposure data, there is a need for more detailed exposure monitoring research (Edwards et al., 2001; Adgate et al., 2004). As well, recent research has indicated that using stationary ambient monitoring sites to estimate population exposure could lead to a misclassification of exposure and as a result, to an underestimation of potential health effects (Wallace et al., 1985, 1991; Anderson, Miller and Milford, 2001; Edwards et al., 2001; Kim, Harrod and Harrison, 2002; Adgate et al., 2004; Sexton et al., 2004a, 2004b). WOEAS was also designed to complement the U.S. EPA's Detroit Exposure Aerosol Research Study (DEARS), which was similarly aimed at improving the understanding of human exposure to various air pollutants in the environment. Canadian exposure results from this study can thus be compared with American exposure results from the DEARS study.

2.2 Study Location

Windsor, Ontario was chosen for sampling under BAQS due to its border location with the United States. Windsor has a combination of local and regional air pollution sources and characteristically warm and sunny weather that can together promote a high number of smog days. Smog is considered a combination of PM and ground-level ozone and has been linked to a number of adverse effects on health and the environment.

Windsor is also one of the major trade crossing points along the Canada–U.S. border. According to the Ontario Ministry of Environment, heightened security at the Ambassador Bridge international border crossing located in Windsor has resulted in long lines of idling trucks, which can persist for hours at a time (Diamond and Parker 2004). Diesel emissions from trucks contain a mixture of pollutants, some of which are known to be toxic and/or to have pulmonary or cardiovascular effects (Brunekreef et al., 1997; U.S. EPA, 2002; Arimoto et al., 2007). Windsor air quality is also impacted by long-range transportation of air pollution that is carried on the prevailing winds from the northeastern U.S. (Ontario Ministry of the Environment, 2007).

In addition to this, Windsor itself has several local industries (including automotive manufacturing plants and related facilities) that constitute point sources of air pollutants. Windsor was also selected for the research due to its location directly across the Detroit River from Detroit, Michigan, cited for study by the U.S. EPA for non-attainment of the $PM_{2.5}$ National Ambient Air Quality Standard (the standards can be found on the U.S. EPA website at www/epa.gov/air/criteria.html.)

2.3 Intended Use of Report

This report presents summary statistics generated from the Windsor, Ontario, VOC sampling results and is not intended to provide a detailed analysis of trends (e.g., comparing seasons, years, indoor/outdoor or personal concentrations, chemical species). The results included here provide relevant Canadian information on exposure to some VOCs that are on Schedule 1 (List of Toxic Substances) of the *Canadian Environmental Protection Act, 1999*. They may also provide details regarding substances that are on the Domestic Substances List and are presently undergoing a screening level assessment under the Chemicals Management Plan.

3.0 Sampling Study Design

3.1 Sample Population

Approval was obtained from Health Canada's Research Ethics Board to conduct this study, and all personal information is protected in accordance with the *Access to Information Act* and the *Privacy Act*. An initial pool of potential volunteer participant families was identified from the Windsor Children's Respiratory Health Study, also an initiative under the BAQS. To reduce confounding, homes were considered eligible for inclusion in the study if the residents were non-smoking, living in a detached home, and were not occupationally exposed to VOCs. From the pool of potential participant families, home addresses meeting these criteria were randomly selected for inclusion and the residents then approached for participation. Further consideration was given to ensuring an approximately even spatial distribution of homes across Windsor.

In the 2005 sampling study, 48 adults were recruited for participation in a 5-day sampling session in the winter season (24 January–19 March) and another 5-day sampling session in the summer season (4 July–27 August). Since five participants withdrew from this study after the winter session due to moving, renovating homes, summer travel plans, or other scheduling issues, two additional participants were recruited for the summer sampling session. Therefore, the sample sizes were 48 and 45 in the winter and summer of 2005, respectively, with 43 participants taking part in both seasons.

Similarly in the 2006 sampling study, 48 children were recruited for participation in winter and summer 5-day sampling sessions (23 January–25 March and 3 July–26 August). Eligible children were between 9 and 12 years of age, had been previously diagnosed with asthma by a physician, and lived in a detached home. In the winter session, two participants were siblings who both met all selection criteria; thus, 47 homes and 48 participants were sampled in total. After the winter sampling session, three participants withdrew from the study and three additional participants were recruited for the summer session. As one new participant was a sibling meeting all selection criteria, a total of 46 homes and 48 participants were sampled in the summer session. In all, 45 children participated in both sessions.

The 2005 and 2006 sample populations are summarized in Table 2.

Table 2. Summary of 2005 and 2006 sample populations

	2005		2006	
Sampling season	**Participants**	**Homes sampled**	**Participants**	**Homes sampled**
Winter	48	48	48	47
Summer	45	45	48	46

3.2 Sampling Schedule

Due to the large number of participants included in the WOEAS, the sampling was distributed over a period of 8 weeks each year and season (winter 2005, summer 2005, winter 2006, summer 2006). Within each sampling week, six homes were sampled concurrently for five consecutive days, beginning on a Monday (day 0) and ending on a Saturday (day 5). For

each participant, Summa™ canisters were deployed every 24 hours; at 24 ± 3 hour intervals, teams of two technicians visited the homes every day to change samplers, check equipment, and complete questionnaires on daily activities within the home.

A graphical summary of the sampling study design is shown in Figure 2.

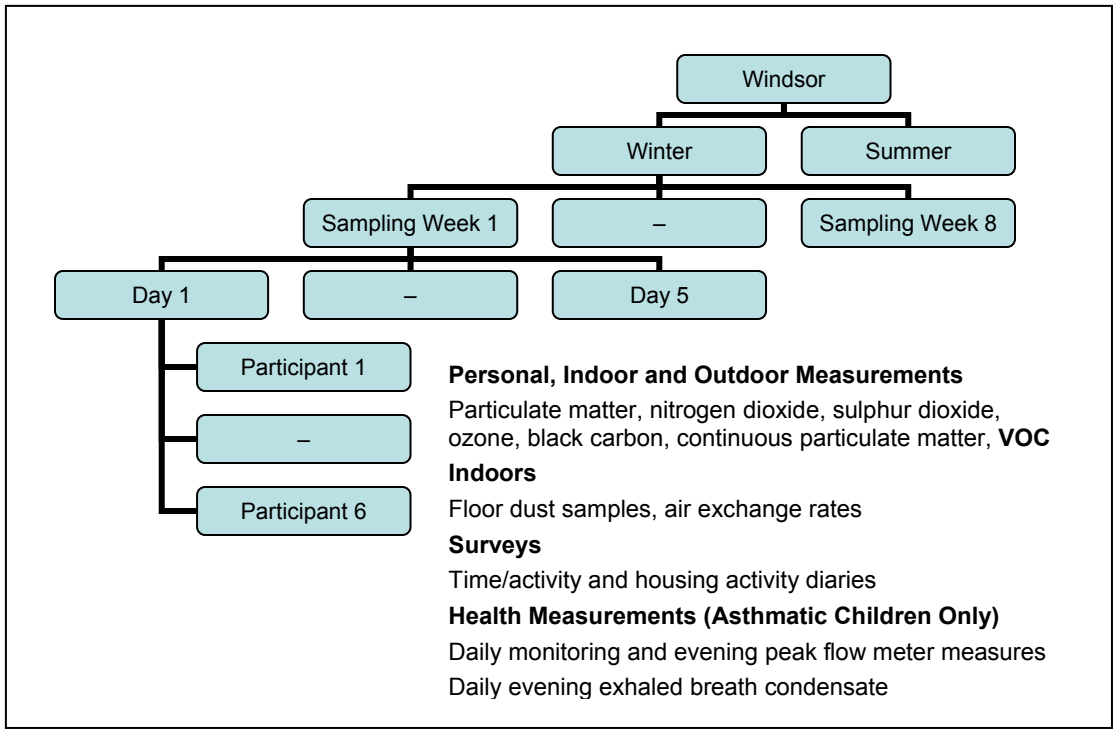

Figure 2. Summary of WOEAS sampling study design

3.3 Placement of Samplers

In both 2005 and 2006, two Summa™ canisters were deployed at each home every 24 hours for five consecutive days in order to capture both indoor and outdoor exposure levels. One 6.0 L canister was placed inside the participant's home, typically within the family or living room where participants spent a substantial amount of time, and another 6.0 L canister was located in the backyard, several metres away from the home and from combustion sources such as barbeques. Photographs of a typical sampler setup are provided in Appendix A.

To provide data on personal exposure to VOCs, adult participants in the 2005 sampling study carried a 1.0 L VOC canister, also deployed every 24 hours for five consecutive days. This canister was placed within a padded backpack to make it easier for participants to take it with them wherever they went. In the 2006 sampling study, participating children did not carry a personal VOC sampling canister due to concerns with the size and weight of the sampling backpack.

4.0 Methods

4.1 Surveys

Upon the recruitment of participants into the study, a baseline survey of the home environment was administered to obtain such information as the age of the home, number of occupants, type of garage, method of heating, type of stove, and recent renovations. In addition, participants filled out a daily monitoring questionnaire detailing their use of personal care and household products such as cleaning agents and candles or incense. For each of the sampling days in both seasons, participants were also provided with a daily time activity diary to keep track of what activities they undertook as well as what microenvironments they were in throughout the day.

4.2 Additional Pollutant Sampling

In addition to obtaining the VOC data presented in this report, sampling was conducted for several other air pollutants of interest: ozone, sulphur dioxide, nitrogen dioxide, particulate matter ($PM_{2.5}$, PM_{10}), nitrate, elemental carbon/organic carbon, acid vapour, and polycyclic aromatic hydrocarbons. Furthermore, air exchange rates (AER) were obtained for each home during both seasons using perfluorocarbon tracer gas (Dietz, 1992).

4.3 Sampling Equipment

Ambient air sampling involves collecting a representative sample of ambient air for analysis of its constituent compounds. Time-integrated sampling, using a flow controller to spread the sample collection flow over a specific time period, provides a time-weighted average (TWA) sample that accurately reflects the mean conditions of the ambient air in the environment.

Stainless steel evacuated Summa™ canisters were used to passively and non-selectively collect air samples over a 24-hour period for analysis of constituent VOC species concentrations. A photograph of the 6.0L canister is shown in Figure 3. Prior to sampling, as per U.S. EPA Method TO-15 (U.S. EPA, 1999), the canister's interior surface was passivated (made chemically inert) and then evacuated to an initial negative pressure of -28 to -30 mm Hg. Over the 24-hour sampling period, the vacuum inside the canister was then replaced with ambient air at a constant flow rate using flow controllers.

The flow controllers were assembled in the laboratory and leak tested. The flow rates were set according to the canister size, 3.5 mL/min for the 6.0 L canisters and 0.6 mL/min for the 1.0 L canisters. The assembled flow controllers were purged with humidified clean air ("zero air") for at least 3 days. Subsequently, humidified, high-purity laboratory grade air was passed through the flow controllers to evacuated VOC canisters, and then their contents were analyzed by gas chromatography–mass spectrometry (GC–MS). The flow controllers were certified clean when no target VOC concentration was greater than 0.2 ppbv, after which they were capped with Swagelok fittings and shipped to the site for sampling. During the study, the outdoor flow controllers were purged at the end of every sampling week for 24 hours using "zero air."



Figure 3. Summa™ canister system used for VOC sampling (6.0 L canister shown)

4.4 Laboratory Analysis

Chemical analysis of the Windsor study VOC canisters was carried out at Environment Canada's Environmental Technology Centre in Ottawa, Ontario, within the same laboratory that analyzes the VOC canisters from the National Air Pollution Surveillance Network (NAPS) sites. The suite of 188 polar and non-polar VOCs analyzed in this study was identical to those that are routinely monitored in NAPS.

During canister sampling and handling conditions there may be losses of VOCs due to several causes: physical adsorption to sampling system components, chemical reactions of VOCs with co-collected ozone or other reactive pollutants, and mechanisms such as aqueous hydrolysis and biological degradation. Over time, the composition of a sampled gas mixture in a canister will change, so that the sample may not be a true representation of the ambient air from which it was taken. This effect was minimized by collecting and analyzing the canisters within 30 days of preparation, in accordance with the recommendations in the U.S. EPA Compendium Method TO-15.

The air samples were analyzed using a cryogenic preconcentration technique with a high-resolution gas chromatograph (Agilent 6890) and a mass-selective detector quadrupole mass spectrometer (Agilent 5973) (GC–MS). VOCs were separated on a 60-m, 0.32 I.D. fused silica capillary column with a 1.0 µm film thickness of J&W DB-1 bonded liquid phase. To achieve the detection limits desired, air samples were concentrated before injection into the GC–MS using an Entech Model 7100 preconcentrator with autosampler (Entech Instruments, Inc., Simi Valley, CA).

As illustrated in Table 3 below, two analytical systems were used: one optimized to analyze for non-polar VOCs and the other for polar VOCs. The polar and non-polar analytical systems differ only in their method for removing water from the sample and in the GC temperature program. The presence of water vapour and carbon dioxide (CO_2) at levels four to eight orders of magnitude higher than the target volatile compounds requires that water and CO_2 be removed prior to GC injection, to avoid chromatography problems and attenuation of response in the mass spectrometer. The Entech 7100 Preconcentrator uses a three-stage concentration technique to manage the water and CO_2 without losses of desired analytes. For non-polar VOCs, preconcentration is by "Microscale Purge and Trap;" for polar VOCs, preconcentration is by "Cold Trap Dehydration."

Table 3. Entech instrument operation mode and GC parameters

	Non-polar VOCs	**Polar VOCs**
GC–MS inlet system	Preconcentrator and 7016 16-Position Autosampler (EnTech Instruments, Inc.)	7100 Preconcentrator and 7016 16-Position Autosampler (EnTech Instruments, Inc.)
7100 Mode of operation	Microscale Purge and Trap	Cold Trap Dehydration
GC–MS	Agilent 6890 GC/5973 MSD (Palo Alto, CA)	Agilent 6890 GC/5973 MSD (Palo Alto, CA)
Column	DB-1, 0.32 mm I.D., 60 M, 1 µm	DB-1, 0.32 mm I.D., 60 M, 1 µm
Temperature	-60°C (3 min) to 164°C at 7°C/min, to 220°C at 14°C/min	-45°C (3 min) to 180°C at 6°C/min, to 250°C at 25°C/min

The GC–MS was operated in the selected ion monitoring (SIM) mode. Identification of target analytes by SIM analysis is based on a combination of chromatographic retention time and relative abundance of selected monitored ions. Two or three characteristic ions were monitored for each of approximately 188 hydrocarbons that are either frequently or occasionally found in urban air samples. The MS acquires data for target ions only, and ignores all others. This detection technique is highly specific and sensitive.

Instrument calibration standards were prepared using stock gas standards prepared in-house from multi-component liquid mixtures and gas mixture cylinders purchased from Scott Environmental Technology Inc. The accuracy of the calibration standards was verified against two certified reference standards, the Scott's method TO-14 calibration mix (39 compounds) and the Spectra Gases Inc. Certified 62 compounds standard. Quantification was based on daily six-point linear regression calibration curves obtained from analysis of these external

standard mixtures. Precision, as determined from replicate analyses of samples, is within 15% for compounds at concentrations above 0.1 µg/m^3 (D. Wang, Environment Canada Environmental Technology Centre, pers. comm.).

5.0 VOC Data Summary Tables

5.1 Dataset Sample Size

Scheduled VOC sampler deployment was 1395 samplers in 2005 (total of indoor, outdoor, and personal samplers for all participants) and 930 samplers in 2006 (total of indoor and outdoor samplers for all participants). However, scheduling issues with some participants resulted in a slightly lower total actual number of deployed canisters. In addition, a small number of deployed VOC canisters were deemed invalid and therefore excluded from the analysis due to flow gauge failure, a canister sampling time of less than 18 hours and/or the canister not being collected within 30 hours of deployment. As a result, the total sample size for VOC canisters was 1294 in 2005 and 872 in 2006.

5.2 Treatment of Data

The testing laboratory reported that some VOC concentrations were below the method detection limit (MDL); they were interpreted as below detection limit (BDL) samples and substituted with half the MDL in calculating summary statistics. As well, some VOCs were reported as a zero value. Data treatment for these species concentrations was also to interpret them as BDL samples and substitute them with half the corresponding MDL. Finally, some species concentrations were reported as a blank value (no concentration given) where the laboratory could not obtain a concentration reading (e.g., due to interference of peaks in the GC–MS analysis). These non-detectable VOC samples were interpreted as an invalid sample for the particular “non-detect” species.

The various types of sample analysis results observed are summarized in Table 4.

Table 4. Data treatment of sample analysis concentration reporting

Reported sample concentration	Data treatment	Invalid species sample
> species MDL	No treatment	No
< species MDL	BDL species sample, substitute with MDL/2	No
zero	BDL species sample, substitute with MDL/2	No
Blank (no concentration)	“non-detect” species sample, invalid species sample	Yes

Summary statistics were produced in SAS EG version 4. Means are presented on a seasonal basis and were calculated from the mean concentration for each participant in each season. This was done in order to account for the repeated measures inherent in the study design.

5.3 VOC Data and Summary Statistics

VOC data summary tables for the 2005 and 2006 sampling studies, organized by VOC species, are presented in Appendices B and C, respectively. The following information is provided for each VOC:

- Index—reference index to aid in navigating tables (based on VOC species number from 1 to 188)
- VOC—species name
- CAS number—Chemical Abstracts Service registry number corresponding to the species
- MDL—Method detection limit for the species samples
- Season—sampling season (summer, winter)
- Exposure category—sampling exposure category (indoor, outdoor, personal)

For each VOC species, in each sampling season and exposure category, the following statistics are provided:

- Count—number of valid canister samples analyzed for the species, season, and exposure category
- Minimum—lowest sample concentration (μg/m^3)
- Maximum—highest sample concentration (μg/m^3)
- Percentage Samples > MDL—calculated as number of samples with results above MDL divided by total number of samples analyzed (%)
- Percentage Homes > MDL (all samples)—calculated as number of homes with all samples analyzed as greater than MDL divided by total number of homes (%)
- Percentage Homes > MDL (1+ sample)—calculated as number of homes with at least 1 sample analyzed as greater than MDL divided by total number of homes (%)
- Arithmetic mean (μg/m^3)
- Geometric mean (μg/m^3)
- Percentiles—5th, 25th, 50th, 75th, 90th, and 95th percentiles (e.g., 75th percentile is the concentration greater than 75% of the sample results; 50th percentile is equivalent to median species concentration)

5.4 Cross-Contamination Potential

Beginning in the 2005 summer sampling session, the VOC sampling canisters were co-located with a particle monitor (P-Trak) that uses isopropyl alcohol in its daily calibration and routine operation. Summer 2005 indoor and personal sampled VOC concentrations of isopropyl alcohol may therefore be cross-contaminated by the isopropyl alcohol used in the P-Trak. Indoor and personal sampled concentrations of ethanol may also be cross-contaminated (due to the potential for GC–MS peak overlap). Outdoor VOC results in 2005 were not affected by cross-contamination. This is because the P-Trak was located indoors while the sampling inlet was connected to the outdoors via tubing.

Corrective changes were made to the sampling protocol for subsequent 2006 sampling sessions to reduce the possibility and severity of potential cross-contamination: a longer time was given between P-Trak calibration and VOC indoor sampling canister deployment to allow dissipation of isopropyl alcohol vapours. However, cross-contamination was still possible for the 2006 indoor sampled concentrations of isopropyl alcohol and ethanol.

As the P-traks were not used in the 2005 winter sampling, there was no potential for cross-contamination of the indoor, outdoor or personal results.

References

Adgate, J.L., Eberly, L.E., Stroebel, C., Pellizzari, E.D. and Sexton, K. 2004. Personal, indoor, and outdoor VOC exposures in a probability sample of children. J Expos Anal Environ Epidemiol 14 (S1): S4–S13.

Anderson, M.J., Miller, S.L. and Milford, J.B. 2001. Source apportionment of exposure to toxic volatile organic compounds using positive matrix factorization. J Expos Anal Environ Epidemiol 11: 295–307.

Arimoto, T., Takano, H., Inoue, K., Yanagisawa, R., Yoshino, S. and Yamaki, K. 2007. Pulmonary exposure to diesel exhaust particle components enhances circulatory chemokines during lung inflammation. Int J Immunopathol Pharmacol 20: 197–201.

Brunekreef, B., Janssen, N.A., De Hartog, J., Harssema, H., Knape, M. and Van Vliet, P. 1997. Air pollution from truck traffic and lung function in children living near motorways. Epidemiology 8: 298–303.

Canadian Environmental Protection Act, 1999. Statutes of Canada, Chapter 33. Schedule 1 to the *Canadian Environmental Protection Act*. *Canada Gazette*, Part II, July 2, 2003, p 1864.

Diamond, G. and Parker, M. 2004. Ontario Ministry of the Environment, Preliminary Air Quality Assessment Related to Traffic Congestion at Windsor's Ambassador Bridge.

Dietz, R., 1992. Safe Use of Perfluorocarbon Tracers (PFTs). 1992. Brookhaven National Laboratory Memorandum, Nov. 24.

Edwards, R.D., Jurvelin, J., Saarela, K. and Jantunen M. 2001. VOC concentrations measured in personal samples and residential microenvironments in EXPOLIS-Helsinki, Finland. Atm Env 35: 4531–4543.

Environment Canada. 2007. Volatile Organic Compounds in Consumer and Commercial Products. Available online at www.ec.gc.ca.

Environment Canada. 2004. Federal Agenda on the Reduction of Emissions of Volatile Organic Compounds from Consumer and Commercial Products. Available online at www.ec.gc.ca

Health Canada. 1995. Indoor Air Quality in Office Buildings. Available online at www.hc-sc.gc.ca

Kim, Y.M., Harrad, S. and Harrison, R.M. 2002. Levels and sources of personal inhalation exposure to volatile organic compounds. Environ Sci Technol 28: 378A–387A.

Ontario Ministry of the Environment. 2007. Particulate Matter. Available online at www.ene.gov.on.ca/en/air/info/pm.php. Accessed 9 October 2007.

Sexton, K., Adgate, J.L., Ramachandran, G., Pratt, G.C., Mongin, S.J., Stock, R.H. and Morandi, M.T. 2004a. Comparison of personal, indoor, and outdoor exposures to hazardous air pollutants in three urban communities. Environ Sci Technol 38: 423–430.

Sexton, K., Adgate, J.L., Ramachandran, G., Pratt, G.C., Mongin, S.J., Stock, R.H. and Morandi, M.T. 2004b. Evaluating differences between personal exposures to volatile organic compounds in indoor and outdoor air. Environ Sci Technol 38: 2593–2602.

Stocco, C., MacNeill, M., Wang, D., Xu, X., Guay, M., Brook, J. and Wheeler, A.J. 2008. Predicting Personal Exposure of Windsor, Ontario Residents to Volatile Organic Compounds using Indoor Measurements and Survey Data. Manuscript accepted for publication in Atm Env.

U.S. Environmental Protection Agency. 2008. National Ambient Air Quality Standards (NAAQS). Available online at www.epa.gov/air/criteria.html. Accessed 28 July 2008.

U.S. Environmental Protection Agency. 2002. Comprehensive review of potential health effects from ambient exposure to exhaust from diesel engines. Health Assessment Document for Diesel Engine Exhaust.

U.S. Environmental Protection Agency. 1999. Compendium of Methods for the Determination of Toxic organic compounds in Ambient Air, 2nd ed. Compendium Method TO-15. Determination of volatile organic compounds (VOCs) in air collected in specially-prepared canisters and analyzed by gas chromatography–mass spectrometry (GC–MS).

Wallace, L., Pellizzari, E.D., Hartwell, T., Sparacino, M. and Zelon, H. 1985. Personal exposures, indoor-outdoor relationships, and breath levels of toxic air pollutants measured for 335 persons in New Jersey. Atm Env 19: 1651–1661.

Wallace, L., Nelson, W., Pellizzari, E., Raymer, J. and Thomas, K. 1991. Identification of polar volatile organic compounds in consumer products and common microenvironments. 84th Annual Air & Waste Management Association. June 16–21.

Appendix A: Typical Equipment Setup for Indoor and Backyard Sampling





Appendix B: 2005 WOEAS VOC Data Summary Tables

Index #	VOC SPECIES [all concentrations in µg/m^3]	CAS #	MDL	Season	Exposure Category	Count	Min	Max	% Samples > MDL	% homes > MDL for all samples	% homes > MDL for at least 1 sample	Arithmetic Mean	Geometric Mean	5th Percentile	25th Percentile	50th Percentile / Median	75th Percentile	90th Percentile	95th Percentile
1	1,1,1-Trichloroethane	71-55-6	0.100	Summer	Indoor	217	0.050	4.125	90.3	57.9	100.0	0.609	0.285	0.050	0.120	0.203	0.735	1.875	2.675
					Outdoor	216	0.102	0.215	100.0	100.0	100.0	0.128	0.127	0.109	0.116	0.125	0.135	0.145	0.155
					Personal	207	0.050	6.270	91.3	74.0	97.7	0.559	0.273	0.050	0.120	0.190	0.650	1.540	2.520
				Winter	Indoor	232	0.050	5.200	98.3	84.6	100.0	0.398	0.219	0.105	0.113	0.130	0.352	0.933	1.484
					Outdoor	201	0.110	0.176	100.0	100.0	100.0	0.132	0.132	0.114	0.124	0.132	0.139	0.145	0.148
					Personal	225	0.050	4.690	80.4	47.6	97.9	0.333	0.180	0.050	0.110	0.140	0.360	0.680	0.910
2	1,1,2,2-Tetrachloroethane	79-34-5	0.036	Summer	Indoor	217	0.018	1.580	6.5	0.0	15.6	0.035	0.020	0.018	0.018	0.018	0.018	0.018	0.060
					Outdoor	216	0.018	0.052	0.9	0.0	4.4	0.018	0.018	0.018	0.018	0.018	0.018	0.018	0.018
					Personal	207	0.018	0.018	0.0	0.0	0.0	0.018	0.018	0.018	0.018	0.018	0.018	0.018	0.018
				Winter	Indoor	232	0.018	0.276	0.9	0.0	4.2	0.019	0.018	0.018	0.018	0.018	0.018	0.018	0.018
					Outdoor	201	0.018	0.018	0.0	0.0	0.0	0.018	0.018	0.018	0.018	0.018	0.018	0.018	0.018
					Personal	225	0.018	0.080	11.6	5.8	17.0	0.024	0.021	0.018	0.018	0.018	0.018	0.060	0.070
3	1,1,2-Trichloroethane	79-00-5	0.113	Summer	Indoor	217	0.056	0.285	2.3	0.0	6.7	0.060	0.058	0.056	0.056	0.056	0.056	0.056	0.056
					Outdoor	216	0.056	1.381	3.2	0.0	8.9	0.067	0.059	0.056	0.056	0.056	0.056	0.056	0.056
					Personal	207	0.056	0.056	0.0	0.0	0.0	0.056	0.056	0.056	0.056	0.056	0.056	0.056	0.056
				Winter	Indoor	232	0.056	0.056	0.0	0.0	0.0	0.056	0.056	0.056	0.056	0.056	0.056	0.056	0.056
					Outdoor	201	0.056	0.056	0.0	0.0	0.0	0.056	0.056	0.056	0.056	0.056	0.056	0.056	0.056
					Personal	225	0.056	0.056	0.0	0.0	0.0	0.056	0.056	0.056	0.056	0.056	0.056	0.056	0.056
4	1,1-Dichloroethane	75-34-3	0.085	Summer	Indoor	217	0.043	0.240	9.2	3.9	17.8	0.051	0.047	0.043	0.043	0.043	0.043	0.043	0.110
					Outdoor	216	0.043	0.043	0.0	0.0	0.0	0.043	0.043	0.043	0.043	0.043	0.043	0.043	0.043
					Personal	207	0.043	0.110	1.0	0.0	4.5	0.043	0.043	0.043	0.043	0.043	0.043	0.043	0.043
				Winter	Indoor	232	0.043	0.088	0.9	0.0	4.2	0.043	0.043	0.043	0.043	0.043	0.043	0.043	0.043
					Outdoor	201	0.043	0.043	0.0	0.0	0.0	0.043	0.043	0.043	0.043	0.043	0.043	0.043	0.043
					Personal	225	0.043	0.090	0.4	0.0	2.1	0.043	0.043	0.043	0.043	0.043	0.043	0.043	0.043
5	1,1-Dichloroethene	75-35-4	0.152	Summer	Indoor	217	0.076	1.380	1.8	0.0	8.9	0.085	0.079	0.076	0.076	0.076	0.076	0.076	0.076
					Outdoor	216	0.076	0.076	0.0	0.0	0.0	0.076	0.076	0.076	0.076	0.076	0.076	0.076	0.076
					Personal	207	0.076	0.400	0.5	0.0	2.3	0.077	0.076	0.076	0.076	0.076	0.076	0.076	0.076
				Winter	Indoor	232	0.076	0.185	0.4	0.0	2.1	0.076	0.076	0.076	0.076	0.076	0.076	0.076	0.076
					Outdoor	201	0.076	0.076	0.0	0.0	0.0	0.076	0.076	0.076	0.076	0.076	0.076	0.076	0.076
					Personal	225	0.076	0.076	0.0	0.0	0.0	0.076	0.076	0.076	0.076	0.076	0.076	0.076	0.076

Appendix B: 2005 WOEAS VOC Data Summary Tables

Index #	VOC SPECIES [all concentrations in µg/m^3]	CAS #	MDL	Season	Exposure Category	Count	Min	Max	% Samples > MDL	% homes > MDL for all samples	% homes > MDL for at least 1 sample	Arithmetic Mean	Geometric Mean	5th Percentile	25th Percentile	50th Percentile / Median	75th Percentile	90th Percentile	95th Percentile
6	1,2,3-Trimethylbenzene	526-73-8	0.076	Summer	Indoor	217	0.038	60.093	93.5	57.9	100.0	2.468	0.789	0.038	0.345	0.710	2.000	4.470	7.775
					Outdoor	216	0.038	18.929	70.4	18.7	97.8	0.238	0.097	0.038	0.038	0.099	0.145	0.230	0.295
					Personal	207	0.038	45.520	97.1	76.0	100.0	2.234	0.959	0.220	0.490	0.820	2.020	4.720	7.360
				Winter	Indoor	232	0.038	5.060	94.0	71.4	100.0	0.656	0.389	0.038	0.180	0.382	0.826	1.715	2.232
					Outdoor	201	0.038	0.261	22.4	2.7	67.4	0.055	0.048	0.038	0.038	0.038	0.038	0.102	0.121
					Personal	225	0.038	7.310	92.0	59.3	100.0	0.605	0.397	0.038	0.230	0.420	0.710	1.100	1.560
7	1,2,4-Trichlorobenzene	120-82-1	0.111	Summer	Indoor	217	0.056	0.350	30.9	7.7	55.6	0.095	0.079	0.056	0.056	0.056	0.130	0.210	0.260
					Outdoor	216	0.056	0.333	1.4	0.0	6.7	0.057	0.056	0.056	0.056	0.056	0.056	0.056	0.056
					Personal	207	0.056	0.570	54.6	26.2	75.0	0.147	0.113	0.056	0.056	0.120	0.200	0.340	0.410
				Winter	Indoor	232	0.056	0.253	12.5	1.4	50.0	0.068	0.063	0.056	0.056	0.056	0.056	0.125	0.152
					Outdoor	201	0.056	0.056	0.0	0.0	0.0	0.056	0.056	0.056	0.056	0.056	0.056	0.056	0.056
					Personal	225	0.056	1.930	68.4	37.5	87.2	0.341	0.194	0.056	0.056	0.170	0.480	1.000	1.120
8	1,2,4-Trimethylbenzene	95-63-6	0.089	Summer	Indoor	217	0.270	177.280	100.0	100.0	100.0	8.810	3.055	0.605	1.183	2.360	7.120	16.005	43.095
					Outdoor	216	0.045	109.773	99.1	91.5	100.0	1.264	0.469	0.176	0.297	0.442	0.663	1.108	1.454
					Personal	207	0.590	176.720	100.0	100.0	100.0	7.685	3.082	0.810	1.350	2.200	5.840	16.910	32.040
				Winter	Indoor	232	0.045	14.560	99.1	92.0	100.0	2.060	1.302	0.356	0.645	1.121	2.689	4.720	7.476
					Outdoor	201	0.045	1.191	83.6	35.8	97.8	0.255	0.187	0.045	0.122	0.209	0.359	0.494	0.598
					Personal	225	0.370	16.990	100.0	100.0	100.0	1.985	1.497	0.530	0.810	1.360	2.453	3.540	5.000
9	EDB (1,2-Dibromoethane)	106-93-4	0.123	Summer	Indoor	217	0.062	0.062	0.0	0.0	0.0	0.062	0.062	0.062	0.062	0.062	0.062	0.062	0.062
					Outdoor	216	0.062	0.062	0.0	0.0	0.0	0.062	0.062	0.062	0.062	0.062	0.062	0.062	0.062
					Personal	207	0.062	0.190	0.5	0.0	2.3	0.062	0.062	0.062	0.062	0.062	0.062	0.062	0.062
				Winter	Indoor	232	0.062	0.062	0.0	0.0	0.0	0.062	0.062	0.062	0.062	0.062	0.062	0.062	0.062
					Outdoor	201	0.062	0.062	0.0	0.0	0.0	0.062	0.062	0.062	0.062	0.062	0.062	0.062	0.062
					Personal	225	0.062	0.062	0.0	0.0	0.0	0.062	0.062	0.062	0.062	0.062	0.062	0.062	0.062
10	1,2-Dichlorobenzene	95-50-1	0.092	Summer	Indoor	217	0.046	0.260	3.2	0.0	6.7	0.049	0.048	0.046	0.046	0.046	0.046	0.046	0.046
					Outdoor	216	0.046	0.105	0.5	0.0	2.2	0.046	0.046	0.046	0.046	0.046	0.046	0.046	0.046
					Personal	207	0.046	0.190	2.9	2.1	9.1	0.051	0.048	0.046	0.046	0.046	0.046	0.046	0.046
				Winter	Indoor	232	0.046	0.046	0.0	0.0	0.0	0.046	0.046	0.046	0.046	0.046	0.046	0.046	0.046
					Outdoor	201	0.046	0.046	0.0	0.0	0.0	0.046	0.046	0.046	0.046	0.046	0.046	0.046	0.046
					Personal	225	0.046	0.270	16.9	10.7	31.9	0.072	0.059	0.046	0.046	0.046	0.046	0.190	0.210

Appendix B: 2005 WOEAS VOC Data Summary Tables

Index #	VOC SPECIES [all concentrations in µg/m^3]	CAS #	MDL	Season	Exposure Category	Count	Min	Max	% Samples > MDL	% homes > MDL for all samples	% homes > MDL for at least 1 sample	Arithmetic Mean	Geometric Mean	5th Percentile	25th Percentile	50th Percentile / Median	75th Percentile	90th Percentile	95th Percentile
11	1,2-Dichloroethane	107-06-2	0.091	Summer	Indoor	217	0.045	23.430	73.3	44.8	86.7	0.491	0.175	0.045	0.045	0.160	0.340	0.970	1.535
					Outdoor	216	0.045	0.131	0.5	0.0	2.2	0.046	0.046	0.045	0.045	0.045	0.045	0.045	0.045
					Personal	207	0.045	8.870	78.7	45.8	95.5	0.444	0.202	0.045	0.100	0.180	0.370	1.120	1.440
				Winter	Indoor	232	0.045	0.590	42.7	29.6	45.8	0.118	0.080	0.045	0.045	0.045	0.127	0.315	0.452
					Outdoor	201	0.045	0.045	0.0	0.0	0.0	0.045	0.045	0.045	0.045	0.045	0.045	0.045	0.045
					Personal	225	0.045	0.520	42.2	24.2	63.8	0.114	0.082	0.045	0.045	0.045	0.140	0.260	0.390
12	1,2-Dichloropropane	78-87-5	0.086	Summer	Indoor	217	0.043	0.275	19.8	7.4	28.9	0.060	0.053	0.043	0.043	0.043	0.043	0.115	0.130
					Outdoor	216	0.043	0.043	0.0	0.0	0.0	0.043	0.043	0.043	0.043	0.043	0.043	0.043	0.043
					Personal	207	0.043	0.260	4.3	0.0	15.9	0.048	0.045	0.043	0.043	0.043	0.043	0.043	0.043
				Winter	Indoor	232	0.043	0.092	0.9	0.0	2.1	0.044	0.043	0.043	0.043	0.043	0.043	0.043	0.043
					Outdoor	201	0.043	0.043	0.0	0.0	0.0	0.043	0.043	0.043	0.043	0.043	0.043	0.043	0.043
					Personal	225	0.043	0.170	0.4	0.0	2.1	0.044	0.043	0.043	0.043	0.043	0.043	0.043	0.043
13	1,2-Diethylbenzene	135-01-3	0.048	Summer	Indoor	217	0.024	6.410	66.8	16.2	91.1	0.196	0.083	0.024	0.024	0.095	0.170	0.330	0.520
					Outdoor	216	0.024	0.499	0.5	0.0	2.2	0.026	0.024	0.024	0.024	0.024	0.024	0.024	0.024
					Personal	207	0.024	4.390	85.0	44.3	100.0	0.188	0.110	0.024	0.060	0.120	0.180	0.370	0.450
				Winter	Indoor	232	0.024	0.600	44.8	20.0	62.5	0.071	0.045	0.024	0.024	0.024	0.080	0.172	0.265
					Outdoor	201	0.024	0.024	0.0	0.0	0.0	0.024	0.024	0.024	0.024	0.024	0.024	0.024	0.024
					Personal	225	0.024	0.910	49.8	10.1	85.1	0.063	0.044	0.024	0.024	0.024	0.070	0.120	0.150
14	1,3,5-Trimethylbenzene	108-67-8	0.046	Summer	Indoor	217	0.080	95.953	100.0	100.0	100.0	2.992	0.882	0.180	0.315	0.640	2.135	4.255	14.065
					Outdoor	216	0.023	31.634	97.2	76.5	100.0	0.386	0.134	0.051	0.088	0.123	0.185	0.302	0.398
					Personal	207	0.160	84.000	100.0	100.0	100.0	2.598	0.901	0.240	0.370	0.650	1.670	4.190	10.540
				Winter	Indoor	232	0.023	4.420	98.7	92.0	100.0	0.562	0.364	0.096	0.190	0.316	0.722	1.240	1.776
					Outdoor	201	0.023	0.354	66.7	15.8	91.3	0.079	0.059	0.023	0.023	0.064	0.110	0.144	0.182
					Personal	225	0.110	5.760	100.0	100.0	100.0	0.577	0.437	0.160	0.250	0.400	0.710	0.960	1.460
15	1,3-Butadiene	106-99-0	0.055	Summer	Indoor	217	0.027	0.900	91.7	60.7	100.0	0.136	0.108	0.027	0.075	0.105	0.155	0.263	0.325
					Outdoor	216	0.027	0.185	30.1	0.0	82.2	0.048	0.039	0.027	0.027	0.027	0.058	0.092	0.153
					Personal	207	0.027	1.000	98.6	87.2	100.0	0.174	0.143	0.070	0.100	0.140	0.190	0.310	0.420
				Winter	Indoor	232	0.027	2.833	93.5	68.4	100.0	0.168	0.125	0.027	0.080	0.120	0.180	0.280	0.340
					Outdoor	201	0.027	0.297	67.2	20.3	93.5	0.083	0.065	0.027	0.027	0.070	0.107	0.145	0.173
					Personal	225	0.027	1.030	97.8	88.0	100.0	0.201	0.167	0.070	0.120	0.160	0.230	0.340	0.440

Appendix B: 2005 WOEAS VOC Data Summary Tables

Index #	VOC SPECIES [all concentrations in µg/m^3]	CAS #	MDL	Season	Exposure Category	Count	Min	Max	% Samples > MDL	% homes > MDL for all samples	% homes > MDL for at least 1 sample	Arithmetic Mean	Geometric Mean	5th Percentile	25th Percentile	50th Percentile / Median	75th Percentile	90th Percentile	95th Percentile
16	1,3-Dichlorobenzene	541-73-1	0.100	Summer	Indoor	217	0.050	0.050	0.0	0.0	0.0	0.050	0.050	0.050	0.050	0.050	0.050	0.050	0.050
					Outdoor	216	0.050	0.050	0.0	0.0	0.0	0.050	0.050	0.050	0.050	0.050	0.050	0.050	0.050
					Personal	207	0.050	0.220	0.5	0.0	2.3	0.051	0.050	0.050	0.050	0.050	0.050	0.050	0.050
				Winter	Indoor	232	0.050	0.050	0.0	0.0	0.0	0.050	0.050	0.050	0.050	0.050	0.050	0.050	0.050
					Outdoor	201	0.050	0.050	0.0	0.0	0.0	0.050	0.050	0.050	0.050	0.050	0.050	0.050	0.050
					Personal	225	0.050	0.120	6.2	0.0	12.8	0.053	0.052	0.050	0.050	0.050	0.050	0.050	0.100
17	1,3-Diethylbenzene	141-93-5	0.056	Summer	Indoor	217	0.028	12.040	80.6	45.9	97.8	0.363	0.143	0.028	0.065	0.130	0.335	0.595	1.120
					Outdoor	216	0.028	2.422	5.1	0.0	17.8	0.042	0.030	0.028	0.028	0.028	0.028	0.028	0.060
					Personal	207	0.028	8.560	87.4	51.7	100.0	0.329	0.160	0.028	0.080	0.140	0.330	0.620	0.930
				Winter	Indoor	232	0.028	0.960	56.5	37.9	66.7	0.113	0.070	0.028	0.028	0.067	0.140	0.253	0.376
					Outdoor	201	0.028	0.028	0.0	0.0	0.0	0.028	0.028	0.028	0.028	0.028	0.028	0.028	0.028
					Personal	225	0.028	1.140	76.9	41.5	95.7	0.117	0.087	0.028	0.060	0.090	0.140	0.210	0.250
18	1,4-Dichlorobenzene	106-46-7	0.041	Summer	Indoor	217	0.021	20.030	98.2	87.5	100.0	0.994	0.418	0.095	0.215	0.405	0.695	1.430	2.500
					Outdoor	216	0.021	0.576	94.0	57.9	100.0	0.120	0.094	0.021	0.060	0.088	0.145	0.223	0.308
					Personal	207	0.100	155.550	100.0	100.0	100.0	3.237	0.753	0.180	0.310	0.590	1.150	5.350	14.970
				Winter	Indoor	232	0.021	104.675	99.6	95.9	100.0	2.349	0.195	0.060	0.093	0.160	0.255	0.685	1.064
					Outdoor	201	0.021	0.704	44.8	9.2	80.4	0.049	0.036	0.021	0.021	0.021	0.061	0.085	0.102
					Personal	225	0.060	155.150	100.0	100.0	100.0	5.975	0.543	0.110	0.210	0.320	0.860	5.250	8.510
19	1,4-Dichlorobutane	110-56-5	0.067	Summer	Indoor	217	0.033	0.033	0.0	0.0	0.0	0.033	0.033	0.033	0.033	0.033	0.033	0.033	0.033
					Outdoor	216	0.033	1.802	97.7	83.7	100.0	0.262	0.193	0.073	0.133	0.183	0.240	0.466	0.870
					Personal	207	0.033	0.110	0.5	0.0	2.3	0.034	0.033	0.033	0.033	0.033	0.033	0.033	0.033
				Winter	Indoor	232	0.033	0.233	0.9	0.0	4.2	0.034	0.034	0.033	0.033	0.033	0.033	0.033	0.033
					Outdoor	201	0.033	0.283	4.0	0.0	13.0	0.036	0.035	0.033	0.033	0.033	0.033	0.033	0.033
					Personal	225	0.033	0.140	0.9	0.0	4.3	0.034	0.034	0.033	0.033	0.033	0.033	0.033	0.033
20	1,4-Diethylbenzene	105-05-5	0.094	Summer	Indoor	217	0.047	41.013	88.9	58.9	97.8	1.209	0.449	0.047	0.210	0.390	1.120	1.925	4.035
					Outdoor	216	0.047	6.234	40.7	2.5	82.2	0.117	0.075	0.047	0.047	0.047	0.116	0.188	0.210
					Personal	207	0.047	33.640	98.6	87.2	100.0	1.231	0.634	0.190	0.330	0.540	1.320	2.330	3.700
				Winter	Indoor	232	0.047	4.470	72.8	26.3	100.0	0.380	0.204	0.047	0.047	0.215	0.498	0.824	1.252
					Outdoor	201	0.047	0.191	8.0	0.0	26.1	0.052	0.050	0.047	0.047	0.047	0.047	0.047	0.100
					Personal	225	0.047	4.600	90.7	62.1	100.0	0.421	0.298	0.047	0.190	0.320	0.480	0.710	0.990

Appendix B: 2005 WOEAS VOC Data Summary Tables

Index #	VOC SPECIES [all concentrations in µg/m^3]	CAS #	MDL	Season	Exposure Category	Count	Min	Max	% Samples > MDL	% homes > MDL for all samples	% homes > MDL for at least 1 sample	Arithmetic Mean	Geometric Mean	5th Percentile	25th Percentile	50th Percentile / Median	75th Percentile	90th Percentile	95th Percentile
21	1-Butanol (Butyl alcohol)	71-36-3	0.010	Summer	Indoor	217	0.005	175.340	95.9	80.0	100.0	8.880	5.016	0.653	4.310	6.470	10.923	15.645	19.590
					Outdoor	216	0.005	2.430	48.1	1.1	100.0	0.238	0.040	0.005	0.005	0.005	0.335	0.663	1.042
					Personal	206	1.380	67.840	100.0	100.0	100.0	6.071	4.865	2.030	3.430	4.875	6.410	10.380	13.660
				Winter	Indoor	232	0.005	15.750	85.3	47.7	100.0	1.900	0.698	0.005	0.661	1.303	2.463	3.787	6.103
					Outdoor	200	0.005	0.647	15.0	3.3	37.0	0.034	0.008	0.005	0.005	0.005	0.005	0.135	0.216
					Personal	225	0.100	23.140	100.0	100.0	100.0	1.621	1.156	0.360	0.670	1.100	1.810	2.860	4.830
22	1-Butene / 2-Methylpropene	106-98-9 / 115-11-7	0.219	Summer	Indoor	217	0.110	11.027	99.1	91.5	100.0	1.824	1.461	0.537	1.057	1.465	2.020	3.185	5.035
					Outdoor	216	0.110	1.596	69.0	11.1	100.0	0.271	0.230	0.110	0.110	0.257	0.324	0.463	0.542
					Personal	207	0.550	9.240	100.0	100.0	100.0	1.729	1.518	0.780	1.150	1.460	1.830	3.040	4.430
				Winter	Indoor	232	0.296	11.300	100.0	100.0	100.0	1.224	1.023	0.420	0.707	0.977	1.396	2.208	2.852
					Outdoor	201	0.110	1.128	61.7	19.7	97.8	0.288	0.232	0.110	0.110	0.251	0.350	0.503	0.569
					Personal	225	0.110	12.720	99.6	95.8	100.0	1.613	1.407	0.670	1.000	1.360	1.733	2.740	3.200
23	1-Butyne	107-00-6	0.059	Summer	Indoor	217	0.029	0.085	0.5	0.0	2.2	0.030	0.030	0.029	0.029	0.029	0.029	0.029	0.029
					Outdoor	216	0.029	0.029	0.0	0.0	0.0	0.029	0.029	0.029	0.029	0.029	0.029	0.029	0.029
					Personal	207	0.029	0.080	0.5	0.0	2.3	0.030	0.030	0.029	0.029	0.029	0.029	0.029	0.029
				Winter	Indoor	232	0.029	0.060	0.4	0.0	2.1	0.030	0.030	0.029	0.029	0.029	0.029	0.029	0.029
					Outdoor	201	0.029	0.029	0.0	0.0	0.0	0.029	0.029	0.029	0.029	0.029	0.029	0.029	0.029
					Personal	225	0.029	0.070	0.4	0.0	2.1	0.030	0.030	0.029	0.029	0.029	0.029	0.029	0.029
24	1-Decene	872-05-9	0.045	Summer	Indoor	217	0.023	1.147	6.5	0.0	26.7	0.039	0.026	0.023	0.023	0.023	0.023	0.023	0.090
					Outdoor	216	0.023	0.263	3.7	0.0	15.6	0.027	0.024	0.023	0.023	0.023	0.023	0.023	0.023
					Personal	207	0.023	1.120	5.8	0.0	22.7	0.046	0.026	0.023	0.023	0.023	0.023	0.023	0.080
				Winter	Indoor	232	0.023	1.624	3.4	0.0	14.6	0.031	0.024	0.023	0.023	0.023	0.023	0.023	0.023
					Outdoor	201	0.023	0.023	0.0	0.0	0.0	0.023	0.023	0.023	0.023	0.023	0.023	0.023	0.023
					Personal	225	0.023	0.240	0.9	0.0	4.3	0.024	0.023	0.023	0.023	0.023	0.023	0.023	0.023
25	1-Heptene	592-76-7	0.040	Summer	Indoor	217	0.020	7.190	12.0	1.7	31.1	0.134	0.028	0.020	0.020	0.020	0.020	0.145	0.280
					Outdoor	216	0.020	0.100	1.4	0.0	6.7	0.021	0.020	0.020	0.020	0.020	0.020	0.020	0.020
					Personal	207	0.020	7.760	4.8	0.0	18.2	0.088	0.023	0.020	0.020	0.020	0.020	0.020	0.020
				Winter	Indoor	232	0.020	12.844	9.1	0.0	35.4	0.164	0.027	0.020	0.020	0.020	0.020	0.020	0.520
					Outdoor	201	0.020	0.020	0.0	0.0	0.0	0.020	0.020	0.020	0.020	0.020	0.020	0.020	0.020
					Personal	225	0.020	5.130	4.0	0.0	19.1	0.071	0.023	0.020	0.020	0.020	0.020	0.020	0.020

Appendix B: 2005 WOEAS VOC Data Summary Tables

Index #	VOC SPECIES [all concentrations in µg/m^3]	CAS #	MDL	Season	Exposure Category	Count	Min	Max	% Samples > MDL	% homes > MDL for all samples	% homes > MDL for at least 1 sample	Arithmetic Mean	Geometric Mean	5th Percentile	25th Percentile	50th Percentile / Median	75th Percentile	90th Percentile	95th Percentile
26	1-Hexene / 2-Methyl-1-Pentene	592-41-6 / 763-29-1	0.125	Summer	Indoor	217	0.063	3.865	92.2	71.2	97.8	0.533	0.344	0.063	0.200	0.310	0.560	1.370	1.975
					Outdoor	216	0.063	0.217	7.4	0.0	26.7	0.070	0.067	0.063	0.063	0.063	0.063	0.063	0.150
					Personal	207	0.063	2.940	96.6	76.0	100.0	0.564	0.426	0.180	0.280	0.390	0.590	1.310	1.830
				Winter	Indoor	232	0.063	3.072	48.7	20.0	75.0	0.232	0.132	0.063	0.063	0.063	0.224	0.408	0.836
					Outdoor	201	0.063	0.259	0.5	2.2	2.2	0.067	0.065	0.063	0.063	0.063	0.063	0.063	0.063
					Personal	225	0.063	1.890	66.7	20.0	91.5	0.338	0.209	0.063	0.063	0.230	0.380	0.710	0.920
27	1-Methylcyclohexene	591-49-1	0.082	Summer	Indoor	217	0.041	0.805	16.1	7.4	28.9	0.068	0.052	0.041	0.041	0.041	0.041	0.117	0.200
					Outdoor	216	0.041	0.041	0.0	0.0	0.0	0.041	0.041	0.041	0.041	0.041	0.041	0.041	0.041
					Personal	207	0.041	0.600	14.5	10.6	18.2	0.066	0.050	0.041	0.041	0.041	0.041	0.130	0.220
				Winter	Indoor	232	0.041	0.364	8.6	3.9	10.4	0.052	0.046	0.041	0.041	0.041	0.041	0.041	0.108
					Outdoor	201	0.041	0.041	0.0	0.0	0.0	0.041	0.041	0.041	0.041	0.041	0.041	0.041	0.041
					Personal	225	0.041	0.210	5.8	3.9	12.8	0.049	0.045	0.041	0.041	0.041	0.041	0.041	0.090
28	1-Methylcyclopentene	693-89-0	0.085	Summer	Indoor	217	0.042	5.370	32.7	21.6	37.8	0.315	0.098	0.042	0.042	0.042	0.215	0.937	1.560
					Outdoor	216	0.042	0.127	1.9	0.0	6.7	0.043	0.043	0.042	0.042	0.042	0.042	0.042	0.042
					Personal	207	0.042	4.060	35.7	22.2	50.0	0.285	0.094	0.042	0.042	0.042	0.180	0.890	1.610
				Winter	Indoor	232	0.042	4.368	29.7	17.2	41.7	0.207	0.075	0.042	0.042	0.042	0.107	0.440	0.865
					Outdoor	201	0.042	0.042	0.0	0.0	0.0	0.042	0.042	0.042	0.042	0.042	0.042	0.042	0.042
					Personal	225	0.042	1.890	29.3	15.0	46.8	0.157	0.075	0.042	0.042	0.042	0.110	0.330	0.700
29	1-Nonene	124-11-8	0.047	Summer	Indoor	217	0.023	47.223	38.2	6.7	77.8	0.808	0.068	0.023	0.023	0.023	0.170	0.615	1.120
					Outdoor	216	0.023	0.122	31.5	0.0	75.6	0.037	0.032	0.023	0.023	0.023	0.054	0.072	0.084
					Personal	207	0.023	1.420	4.3	0.0	18.2	0.057	0.027	0.023	0.023	0.023	0.023	0.023	0.023
				Winter	Indoor	232	0.023	4.010	50.4	3.4	87.5	0.133	0.057	0.023	0.023	0.047	0.124	0.264	0.452
					Outdoor	201	0.023	0.081	5.0	1.9	17.4	0.026	0.025	0.023	0.023	0.023	0.023	0.023	0.023
					Personal	225	0.023	0.600	6.7	0.0	19.1	0.036	0.027	0.023	0.023	0.023	0.023	0.023	0.100
30	1-Octene	111-66-0	0.034	Summer	Indoor	217	0.017	1.000	86.2	47.5	100.0	0.214	0.141	0.017	0.095	0.170	0.260	0.450	0.635
					Outdoor	216	0.017	0.282	45.8	5.0	86.7	0.040	0.030	0.017	0.017	0.017	0.050	0.078	0.112
					Personal	207	0.017	0.820	64.7	10.1	97.7	0.145	0.079	0.017	0.017	0.110	0.210	0.310	0.430
				Winter	Indoor	232	0.017	0.600	75.9	25.0	97.9	0.093	0.061	0.017	0.036	0.060	0.118	0.233	0.280
					Outdoor	201	0.017	0.093	10.9	4.8	43.5	0.022	0.020	0.017	0.017	0.017	0.017	0.035	0.045
					Personal	225	0.017	0.650	36.9	6.7	70.2	0.075	0.036	0.017	0.017	0.017	0.080	0.210	0.320

Appendix B: 2005 WOEAS VOC Data Summary Tables

Index #	VOC SPECIES [all concentrations in µg/m^3]	CAS #	MDL	Season	Exposure Category	Count	Min	Max	% Samples > MDL	% homes > MDL for all samples	% homes > MDL for at least 1 sample	Arithmetic Mean	Geometric Mean	5th Percentile	25th Percentile	50th Percentile / Median	75th Percentile	90th Percentile	95th Percentile
31	1-Pentene	109-67-1	0.114	Summer	Indoor	217	0.057	4.923	96.8	83.7	100.0	0.548	0.367	0.135	0.220	0.305	0.565	1.400	1.960
					Outdoor	216	0.057	0.284	9.3	0.0	35.6	0.068	0.063	0.057	0.057	0.057	0.057	0.057	0.147
					Personal	207	0.057	4.080	99.5	95.6	100.0	0.488	0.361	0.160	0.230	0.310	0.450	1.340	1.680
				Winter	Indoor	232	0.057	1.928	67.7	24.0	93.8	0.240	0.155	0.057	0.057	0.147	0.254	0.640	0.868
					Outdoor	201	0.057	0.057	0.0	0.0	0.0	0.057	0.057	0.057	0.057	0.057	0.057	0.057	0.057
					Personal	225	0.057	1.520	78.2	31.4	95.7	0.268	0.184	0.057	0.120	0.170	0.290	0.600	0.720
32	1-Undecene	821-95-4	0.046	Summer	Indoor	217	0.023	14.063	3.2	0.0	4.4	0.168	0.026	0.023	0.023	0.023	0.023	0.023	0.023
					Outdoor	216	0.023	0.108	0.9	0.0	4.4	0.023	0.023	0.023	0.023	0.023	0.023	0.023	0.023
					Personal	207	0.023	0.023	0.0	0.0	0.0	0.023	0.023	0.023	0.023	0.023	0.023	0.023	0.023
				Winter	Indoor	232	0.023	0.872	4.7	0.0	22.9	0.033	0.025	0.023	0.023	0.023	0.023	0.023	0.023
					Outdoor	201	0.023	0.023	0.0	0.0	0.0	0.023	0.023	0.023	0.023	0.023	0.023	0.023	0.023
					Personal	225	0.023	6.340	2.2	0.0	10.6	0.074	0.025	0.023	0.023	0.023	0.023	0.023	0.023
33	2,2,3-Trimethylbutane	464-06-2	0.017	Summer	Indoor	217	0.009	35.823	69.6	31.3	95.6	0.256	0.042	0.009	0.009	0.047	0.110	0.207	0.270
					Outdoor	216	0.009	0.055	20.8	0.0	64.4	0.012	0.011	0.009	0.009	0.009	0.009	0.023	0.028
					Personal	207	0.009	3.250	67.1	17.3	100.0	0.131	0.055	0.009	0.009	0.080	0.150	0.270	0.320
				Winter	Indoor	232	0.009	2.368	44.4	26.7	58.3	0.037	0.018	0.009	0.009	0.009	0.033	0.068	0.095
					Outdoor	201	0.009	0.026	2.5	0.0	8.7	0.009	0.009	0.009	0.009	0.009	0.009	0.009	0.009
					Personal	225	0.009	4.040	43.6	12.0	78.7	0.060	0.022	0.009	0.009	0.009	0.060	0.100	0.140
34	2,2,4-Trimethylpentane	540-84-1	0.062	Summer	Indoor	217	0.031	20.725	96.3	73.1	100.0	1.554	0.730	0.185	0.377	0.625	1.240	3.455	5.545
					Outdoor	216	0.074	1.974	100.0	100.0	100.0	0.317	0.260	0.104	0.174	0.246	0.364	0.609	0.851
					Personal	207	0.031	40.390	91.8	54.4	100.0	1.469	0.590	0.031	0.350	0.550	1.150	2.240	5.360
				Winter	Indoor	232	0.031	6.653	93.5	60.0	100.0	0.713	0.402	0.031	0.225	0.398	0.759	1.753	3.015
					Outdoor	201	0.031	0.941	98.0	87.8	100.0	0.264	0.219	0.081	0.151	0.205	0.339	0.444	0.568
					Personal	225	0.031	7.600	88.4	46.9	100.0	0.785	0.386	0.031	0.230	0.380	0.690	1.470	2.310
35	2,2,5-Trimethylhexane	3522-94-9	0.021	Summer	Indoor	217	0.010	51.760	85.3	48.3	97.8	0.876	0.095	0.010	0.040	0.083	0.200	0.530	1.390
					Outdoor	216	0.010	0.100	50.9	2.3	95.6	0.025	0.019	0.010	0.010	0.022	0.032	0.051	0.073
					Personal	207	0.010	57.290	89.9	51.7	100.0	0.506	0.087	0.010	0.040	0.080	0.150	0.420	0.980
				Winter	Indoor	232	0.010	14.473	83.6	39.1	100.0	0.335	0.061	0.010	0.027	0.047	0.087	0.380	1.688
					Outdoor	201	0.010	0.076	40.8	5.0	82.6	0.022	0.017	0.010	0.010	0.010	0.032	0.042	0.052
					Personal	225	0.010	8.750	84.9	54.1	100.0	0.321	0.074	0.010	0.030	0.050	0.120	0.500	1.620

Appendix B: 2005 WOEAS VOC Data Summary Tables

Index #	VOC SPECIES [all concentrations in µg/m^3]	CAS #	MDL	Season	Exposure Category	Count	Min	Max	% Samples > MDL	% homes > MDL for all samples	% homes > MDL for at least 1 sample	Arithmetic Mean	Geometric Mean	5th Percentile	25th Percentile	50th Percentile / Median	75th Percentile	90th Percentile	95th Percentile
36	2,2-Dimethylbutane	75-83-2	0.133	Summer	Indoor	217	0.067	8.190	96.8	83.7	100.0	0.929	0.484	0.140	0.230	0.360	0.820	2.550	3.795
					Outdoor	216	0.067	0.754	25.9	0.0	66.7	0.109	0.090	0.067	0.067	0.067	0.140	0.232	0.276
					Personal	207	0.067	6.680	99.0	91.3	100.0	0.791	0.489	0.170	0.250	0.400	0.700	2.050	3.250
				Winter	Indoor	232	0.067	2.720	72.0	49.2	83.3	0.402	0.233	0.067	0.067	0.218	0.424	1.207	1.520
					Outdoor	201	0.067	0.210	8.5	1.9	17.4	0.076	0.073	0.067	0.067	0.067	0.067	0.067	0.144
					Personal	225	0.067	3.750	80.4	48.4	95.7	0.479	0.281	0.067	0.150	0.250	0.490	0.990	1.370
37	2,2-Dimethylhexane	590-73-8	0.038	Summer	Indoor	217	0.019	56.150	23.5	0.0	55.6	0.503	0.037	0.019	0.019	0.019	0.019	0.320	0.570
					Outdoor	216	0.019	0.080	4.6	0.0	17.8	0.021	0.020	0.019	0.019	0.019	0.019	0.019	0.019
					Personal	207	0.019	10.930	7.7	0.0	27.3	0.150	0.025	0.019	0.019	0.019	0.019	0.019	0.270
				Winter	Indoor	232	0.019	10.872	31.5	10.8	50.0	0.122	0.033	0.019	0.019	0.019	0.049	0.135	0.216
					Outdoor	201	0.019	0.041	0.5	0.0	2.2	0.019	0.019	0.019	0.019	0.019	0.019	0.019	0.019
					Personal	225	0.019	0.210	0.9	0.0	4.3	0.020	0.020	0.019	0.019	0.019	0.019	0.019	0.019
38	2,2-Dimethylpentane	590-35-2	0.045	Summer	Indoor	217	0.022	92.397	67.7	27.5	95.6	0.692	0.097	0.022	0.022	0.067	0.245	0.850	1.240
					Outdoor	216	0.022	0.206	14.4	0.0	48.9	0.030	0.026	0.022	0.022	0.022	0.022	0.053	0.063
					Personal	207	0.022	8.880	75.8	28.4	95.5	0.314	0.102	0.022	0.050	0.080	0.200	0.700	0.950
				Winter	Indoor	232	0.022	3.956	60.3	34.9	77.1	0.129	0.063	0.022	0.022	0.053	0.150	0.288	0.387
					Outdoor	201	0.022	0.056	3.5	2.0	13.0	0.024	0.023	0.022	0.022	0.022	0.022	0.022	0.022
					Personal	225	0.022	5.770	61.8	25.0	91.5	0.136	0.066	0.022	0.022	0.060	0.130	0.240	0.330
39	2,2-Dimethylpropane	463-82-1	0.056	Summer	Indoor	217	0.028	9.385	56.2	23.8	73.3	0.419	0.100	0.028	0.028	0.075	0.210	0.943	2.380
					Outdoor	216	0.028	0.097	1.4	0.0	6.7	0.029	0.028	0.028	0.028	0.028	0.028	0.028	0.028
					Personal	207	0.028	10.030	54.1	19.1	84.1	0.319	0.094	0.028	0.028	0.060	0.210	0.860	1.350
				Winter	Indoor	232	0.028	2.930	58.2	24.6	79.2	0.239	0.096	0.028	0.028	0.067	0.237	0.548	0.995
					Outdoor	201	0.028	0.028	0.0	0.0	0.0	0.028	0.028	0.028	0.028	0.028	0.028	0.028	0.028
					Personal	225	0.028	4.470	60.4	25.0	80.9	0.293	0.109	0.028	0.028	0.080	0.360	0.747	1.200
40	2,3,4-Trimethylpentane	565-75-3	0.039	Summer	Indoor	217	0.019	107.310	98.2	87.5	100.0	2.943	0.483	0.085	0.200	0.370	0.783	3.085	9.990
					Outdoor	216	0.019	0.469	91.7	45.2	100.0	0.104	0.084	0.019	0.059	0.084	0.126	0.206	0.267
					Personal	207	0.080	128.830	100.0	100.0	100.0	2.068	0.450	0.130	0.190	0.340	0.640	2.310	4.180
				Winter	Indoor	232	0.040	243.240	100.0	100.0	100.0	4.894	0.314	0.072	0.114	0.185	0.491	1.385	22.767
					Outdoor	201	0.019	0.305	90.5	53.3	100.0	0.098	0.081	0.019	0.058	0.078	0.133	0.176	0.205
					Personal	225	0.050	164.340	100.0	100.0	100.0	4.871	0.397	0.090	0.140	0.210	0.550	2.260	24.740

Appendix B: 2005 WOEAS VOC Data Summary Tables

Index #	VOC SPECIES [all concentrations in µg/m^3]	CAS #	MDL	Season	Exposure Category	Count	Min	Max	% Samples > MDL	% homes > MDL for all samples	% homes > MDL for at least 1 sample	Arithmetic Mean	Geometric Mean	5th Percentile	25th Percentile	50th Percentile / Median	75th Percentile	90th Percentile	95th Percentile
41	2,3-Dimethylbutane	79-29-8	0.023	Summer	Indoor	217	0.012	16.075	99.5	95.7	100.0	1.623	0.681	0.170	0.273	0.417	1.355	4.845	6.825
					Outdoor	216	0.034	1.613	100.0	100.0	100.0	0.224	0.180	0.071	0.125	0.170	0.242	0.417	0.523
					Personal	207	0.012	11.500	93.7	66.0	100.0	1.202	0.532	0.012	0.260	0.450	1.060	3.380	4.920
				Winter	Indoor	232	0.070	6.504	100.0	100.0	100.0	0.747	0.416	0.110	0.173	0.340	0.708	2.100	2.835
					Outdoor	201	0.026	0.379	100.0	100.0	100.0	0.116	0.096	0.037	0.061	0.091	0.142	0.220	0.264
					Personal	225	0.012	4.990	81.3	28.8	100.0	0.528	0.205	0.012	0.120	0.270	0.500	1.020	1.490
42	2,3-Dimethylpentane	565-59-3	0.055	Summer	Indoor	217	0.100	122.280	100.0	100.0	100.0	2.686	0.695	0.163	0.250	0.513	1.585	4.495	6.815
					Outdoor	216	0.028	1.639	98.6	87.5	100.0	0.218	0.177	0.082	0.120	0.161	0.242	0.445	0.543
					Personal	207	0.080	40.320	100.0	100.0	100.0	1.574	0.685	0.170	0.270	0.510	1.420	3.720	5.700
				Winter	Indoor	232	0.060	167.400	100.0	100.0	100.0	1.606	0.415	0.096	0.185	0.342	0.752	1.884	3.420
					Outdoor	201	0.028	0.451	95.0	70.4	100.0	0.152	0.130	0.055	0.092	0.120	0.189	0.259	0.298
					Personal	225	0.070	369.140	100.0	100.0	100.0	2.864	0.555	0.140	0.270	0.459	0.810	1.850	3.020
43	2,4-Dimethylhexane	589-43-5	0.059	Summer	Indoor	217	0.029	48.440	87.1	45.2	100.0	0.962	0.264	0.029	0.105	0.213	0.695	1.890	2.770
					Outdoor	216	0.029	0.236	40.3	0.0	86.7	0.057	0.046	0.029	0.029	0.029	0.073	0.125	0.154
					Personal	207	0.029	13.430	98.1	83.3	100.0	0.559	0.259	0.070	0.130	0.200	0.550	1.160	1.590
				Winter	Indoor	232	0.029	21.893	83.6	48.4	97.9	0.675	0.166	0.029	0.069	0.118	0.332	0.820	2.868
					Outdoor	201	0.029	0.171	30.3	5.6	65.2	0.048	0.041	0.029	0.029	0.029	0.064	0.087	0.100
					Personal	225	0.029	18.880	95.1	80.8	100.0	0.727	0.216	0.060	0.100	0.150	0.330	0.800	3.480
44	2,4-Dimethylpentane	108-08-7	0.028	Summer	Indoor	217	0.014	138.270	69.1	20.0	100.0	1.352	0.167	0.014	0.014	0.175	0.655	2.245	3.600
					Outdoor	216	0.014	0.773	97.2	76.5	100.0	0.101	0.081	0.033	0.056	0.076	0.112	0.206	0.253
					Personal	207	0.014	14.710	93.2	63.0	100.0	0.723	0.286	0.014	0.140	0.220	0.620	1.850	2.650
				Winter	Indoor	232	0.014	9.916	89.7	60.0	100.0	0.356	0.164	0.014	0.080	0.156	0.343	0.924	1.240
					Outdoor	201	0.014	0.242	87.6	41.5	100.0	0.070	0.056	0.014	0.040	0.055	0.088	0.128	0.146
					Personal	225	0.014	17.890	97.8	80.8	100.0	0.400	0.196	0.050	0.100	0.160	0.307	0.740	0.910
45	2,5-Dimethylhexane	592-13-2	0.039	Summer	Indoor	217	0.020	30.320	83.4	38.5	100.0	0.738	0.195	0.020	0.077	0.180	0.510	1.407	2.325
					Outdoor	216	0.020	0.190	64.8	9.8	100.0	0.052	0.042	0.020	0.020	0.046	0.064	0.106	0.135
					Personal	207	0.020	10.240	98.6	87.2	100.0	0.477	0.245	0.060	0.140	0.190	0.490	1.020	1.270
				Winter	Indoor	232	0.020	22.867	94.4	68.4	100.0	0.618	0.143	0.020	0.060	0.091	0.273	0.660	3.084
					Outdoor	201	0.020	0.151	46.8	9.1	82.6	0.042	0.034	0.020	0.020	0.020	0.059	0.077	0.091
					Personal	225	0.020	14.220	99.6	95.8	100.0	0.656	0.200	0.050	0.090	0.140	0.300	0.790	3.390

Appendix B: 2005 WOEAS VOC Data Summary Tables

Index #	VOC SPECIES [all concentrations in µg/m^3]	CAS #	MDL	Season	Exposure Category	Count	Min	Max	% Samples > MDL	% homes > MDL for all samples	% homes > MDL for at least 1 sample	Arithmetic Mean	Geometric Mean	5th Percentile	25th Percentile	50th Percentile / Median	75th Percentile	90th Percentile	95th Percentile
46	2-Butanol	78-92-2	0.006	Summer	Indoor	217	0.003	1.617	14.7	0.0	40.0	0.097	0.006	0.003	0.003	0.003	0.003	0.417	0.780
					Outdoor	216	0.003	0.117	27.3	0.0	71.1	0.017	0.007	0.003	0.003	0.003	0.035	0.057	0.063
					Personal	206	0.003	2.300	97.1	76.0	100.0	0.284	0.219	0.090	0.180	0.230	0.300	0.470	0.630
				Winter	Indoor	232	0.003	0.347	4.3	2.0	8.3	0.013	0.004	0.003	0.003	0.003	0.003	0.003	0.003
					Outdoor	200	0.003	0.010	0.5	0.0	2.2	0.003	0.003	0.003	0.003	0.003	0.003	0.003	0.003
					Personal	225	0.003	1.920	63.1	12.0	97.9	0.079	0.024	0.003	0.003	0.050	0.090	0.140	0.210
47	2-Butenal (Crotonaldehdye)	123-73-9	0.021	Summer	Indoor	217	0.011	64.297	10.6	0.0	37.8	0.490	0.018	0.011	0.011	0.011	0.011	0.693	1.155
					Outdoor	216	0.011	0.688	2.3	0.0	11.1	0.020	0.011	0.011	0.011	0.011	0.011	0.011	0.011
					Personal	206	0.011	15.600	7.3	0.0	31.8	0.221	0.015	0.011	0.011	0.011	0.011	0.011	0.950
				Winter	Indoor	232	0.011	1.167	3.0	0.0	12.5	0.036	0.012	0.011	0.011	0.011	0.011	0.011	0.011
					Outdoor	200	0.011	2.928	3.0	2.0	13.0	0.082	0.013	0.011	0.011	0.011	0.011	0.011	0.011
					Personal	225	0.011	13.010	6.2	0.0	27.7	0.141	0.014	0.011	0.011	0.011	0.011	0.011	0.130
48	2-Ethyl-1-Butene	760-21-4	0.046	Summer	Indoor	217	0.023	0.620	13.8	3.4	35.6	0.056	0.031	0.023	0.023	0.023	0.023	0.115	0.317
					Outdoor	216	0.023	0.268	0.5	0.0	2.2	0.025	0.023	0.023	0.023	0.023	0.023	0.023	0.023
					Personal	207	0.023	0.350	1.0	0.0	4.5	0.025	0.024	0.023	0.023	0.023	0.023	0.023	0.023
				Winter	Indoor	232	0.023	0.768	19.0	6.7	33.3	0.054	0.032	0.023	0.023	0.023	0.023	0.115	0.196
					Outdoor	201	0.023	0.164	1.0	0.0	4.3	0.024	0.023	0.023	0.023	0.023	0.023	0.023	0.023
					Personal	225	0.023	0.360	0.9	0.0	4.3	0.025	0.023	0.023	0.023	0.023	0.023	0.023	0.023
49	2-Ethyltoluene	611-14-3	0.048	Summer	Indoor	217	0.080	58.293	100.0	100.0	100.0	2.218	0.712	0.160	0.275	0.520	1.565	3.497	10.420
					Outdoor	216	0.024	26.402	95.8	76.5	100.0	0.303	0.119	0.049	0.081	0.110	0.163	0.260	0.320
					Personal	207	0.130	47.110	100.0	100.0	100.0	1.759	0.702	0.200	0.310	0.520	1.260	3.270	8.030
				Winter	Indoor	232	0.024	3.680	99.6	95.9	100.0	0.481	0.310	0.090	0.158	0.267	0.609	1.124	1.704
					Outdoor	201	0.024	0.292	66.2	17.3	91.3	0.072	0.057	0.024	0.024	0.061	0.098	0.140	0.155
					Personal	225	0.100	4.550	100.0	100.0	100.0	0.477	0.365	0.140	0.210	0.330	0.560	0.840	1.180
50	2-Methyl-1-Butene	563-46-2	0.028	Summer	Indoor	217	0.014	9.197	66.4	14.3	95.6	0.779	0.124	0.014	0.014	0.113	0.375	2.850	4.805
					Outdoor	216	0.014	0.493	95.8	69.8	100.0	0.096	0.076	0.030	0.050	0.072	0.110	0.190	0.262
					Personal	207	0.014	8.130	8.2	0.0	25.0	0.158	0.020	0.014	0.014	0.014	0.014	0.014	0.470
				Winter	Indoor	232	0.014	5.052	98.7	88.2	100.0	0.375	0.168	0.045	0.073	0.136	0.281	1.095	1.952
					Outdoor	201	0.014	0.787	85.6	41.5	100.0	0.070	0.052	0.014	0.034	0.050	0.081	0.126	0.161
					Personal	225	0.014	3.690	88.0	42.4	100.0	0.448	0.185	0.014	0.090	0.180	0.390	1.050	1.720

Appendix B: 2005 WOEAS VOC Data Summary Tables

Index #	VOC SPECIES [all concentrations in µg/m^3]	CAS #	MDL	Season	Exposure Category	Count	Min	Max	% Samples > MDL	% homes > MDL for all samples	% homes > MDL for at least 1 sample	Arithmetic Mean	Geometric Mean	5th Percentile	25th Percentile	50th Percentile / Median	75th Percentile	90th Percentile	95th Percentile
51	2-Methyl-2-Butene	513-35-9	0.032	Summer	Indoor	217	0.016	22.630	89.9	58.9	97.8	2.340	0.408	0.016	0.130	0.275	1.130	9.930	13.960
					Outdoor	216	0.016	1.109	93.1	63.6	100.0	0.139	0.093	0.016	0.051	0.088	0.161	0.284	0.462
					Personal	207	0.016	17.840	49.8	16.2	79.5	1.855	0.151	0.016	0.016	0.016	1.110	8.430	12.320
				Winter	Indoor	232	0.016	18.272	98.3	88.2	100.0	0.993	0.264	0.040	0.075	0.200	0.619	3.027	5.320
					Outdoor	201	0.016	0.312	75.6	33.3	100.0	0.072	0.052	0.016	0.032	0.052	0.085	0.133	0.182
					Personal	225	0.016	11.500	81.3	32.4	100.0	1.074	0.270	0.016	0.100	0.280	0.740	2.620	4.660
52	2-Methylbutanal (Isovaleraldehyde)	96-17-3	0.006	Summer	Indoor	217	0.003	79.423	77.4	29.4	95.6	1.968	0.423	0.003	0.907	1.460	2.380	3.300	4.063
					Outdoor	216	0.003	0.957	44.9	1.1	95.6	0.133	0.023	0.003	0.003	0.003	0.238	0.328	0.460
					Personal	206	0.003	9.080	95.1	76.0	100.0	1.639	1.100	0.300	1.040	1.470	2.020	2.830	3.430
				Winter	Indoor	232	0.003	7.987	56.0	14.3	83.3	0.550	0.064	0.003	0.003	0.406	0.730	1.313	2.283
					Outdoor	200	0.003	0.164	2.0	0.0	8.7	0.005	0.003	0.003	0.003	0.003	0.003	0.003	0.003
					Personal	225	0.003	5.090	86.2	44.6	100.0	0.743	0.340	0.003	0.383	0.600	0.930	1.250	1.440
53	2-Methylbutane	78-78-4	0.081	Summer	Indoor	217	0.040	280.575	95.4	73.1	100.0	38.819	17.006	1.525	9.590	18.355	43.380	106.050	143.590
					Outdoor	216	0.698	27.037	100.0	100.0	100.0	4.618	3.632	1.310	2.416	3.387	5.493	7.883	13.819
					Personal	207	0.040	286.080	99.5	95.6	100.0	36.640	22.926	6.510	12.420	19.500	39.010	85.250	135.890
				Winter	Indoor	232	1.575	115.524	100.0	100.0	100.0	19.144	10.918	2.368	4.843	8.794	26.410	51.800	63.600
					Outdoor	201	0.600	11.961	100.0	100.0	100.0	2.519	2.071	0.826	1.222	1.990	3.184	4.571	5.770
					Personal	225	0.040	180.430	99.1	91.8	100.0	21.843	13.278	3.170	6.790	12.000	23.800	48.210	59.190
54	2-Methylfuran	534-22-5	0.008	Summer	Indoor	217	0.004	3.250	74.7	31.3	95.6	0.350	0.119	0.004	0.004	0.305	0.437	0.823	0.990
					Outdoor	216	0.004	0.427	25.9	0.0	80.0	0.015	0.007	0.004	0.004	0.004	0.017	0.037	0.070
					Personal	206	0.004	2.330	99.0	95.6	100.0	0.334	0.274	0.110	0.210	0.280	0.390	0.580	0.710
				Winter	Indoor	232	0.004	0.497	28.4	4.2	56.3	0.054	0.011	0.004	0.004	0.004	0.100	0.192	0.250
					Outdoor	200	0.004	0.176	2.5	0.0	10.9	0.005	0.004	0.004	0.004	0.004	0.004	0.004	0.004
					Personal	225	0.004	0.570	59.1	23.6	89.4	0.119	0.037	0.004	0.004	0.100	0.190	0.280	0.360
55	2-Methylheptane	592-27-8	0.051	Summer	Indoor	217	0.025	17.180	88.5	40.6	100.0	1.020	0.362	0.025	0.165	0.285	1.135	2.795	4.510
					Outdoor	216	0.025	0.449	93.5	57.9	100.0	0.115	0.098	0.025	0.070	0.092	0.134	0.233	0.275
					Personal	207	0.025	6.470	90.8	49.2	100.0	0.744	0.375	0.025	0.210	0.330	0.800	2.020	3.080
				Winter	Indoor	232	0.055	2.200	100.0	100.0	100.0	0.442	0.290	0.075	0.142	0.240	0.531	1.085	1.492
					Outdoor	201	0.025	0.344	76.1	26.8	95.7	0.090	0.070	0.025	0.052	0.071	0.116	0.166	0.187
					Personal	225	0.025	3.320	97.8	84.3	100.0	0.501	0.341	0.100	0.210	0.300	0.580	1.000	1.240

Appendix B: 2005 WOEAS VOC Data Summary Tables

Index #	VOC SPECIES [all concentrations in µg/m^3]	CAS #	MDL	Season	Exposure Category	Count	Min	Max	% Samples > MDL	% homes > MDL for all samples	% homes > MDL for at least 1 sample	Arithmetic Mean	Geometric Mean	5th Percentile	25th Percentile	50th Percentile / Median	75th Percentile	90th Percentile	95th Percentile
56	2-Methylhexane	591-76-4	0.024	Summer	Indoor	217	0.012	419.720	98.2	87.5	100.0	8.209	1.727	0.325	0.575	1.415	4.495	11.730	18.137
					Outdoor	216	0.079	2.269	100.0	100.0	100.0	0.464	0.382	0.171	0.253	0.346	0.520	0.919	1.260
					Personal	207	0.012	115.160	99.5	95.6	100.0	4.574	1.776	0.400	0.710	1.400	3.600	10.200	14.720
				Winter	Indoor	232	0.135	381.108	100.0	100.0	100.0	3.884	1.012	0.205	0.427	0.843	1.933	4.860	7.695
					Outdoor	201	0.057	0.984	100.0	100.0	100.0	0.313	0.266	0.112	0.173	0.249	0.396	0.530	0.628
					Personal	225	0.012	987.350	98.2	84.3	100.0	7.432	1.231	0.280	0.590	1.100	2.070	4.005	8.320
57	2-Methylpentane	107-83-5	0.103	Summer	Indoor	217	0.051	71.245	99.5	95.7	100.0	9.536	3.707	0.845	1.455	2.175	8.287	31.095	44.960
					Outdoor	216	0.115	9.359	100.0	100.0	100.0	1.073	0.803	0.247	0.521	0.779	1.175	2.158	2.781
					Personal	207	0.051	59.030	99.0	91.3	100.0	8.074	3.873	1.100	1.560	2.750	7.330	24.860	35.910
				Winter	Indoor	232	0.336	37.912	100.0	100.0	100.0	4.065	2.141	0.528	0.840	1.764	4.340	11.055	15.620
					Outdoor	201	0.130	2.851	100.0	100.0	100.0	0.648	0.503	0.169	0.300	0.458	0.762	1.230	1.584
					Personal	225	0.480	27.620	100.0	100.0	100.0	4.255	2.601	0.750	1.260	2.130	4.140	9.120	13.460
58	2-Methyl-Propanal (Isobutylaldehyde)	78-84-2	0.008	Summer	Indoor	217	0.004	18.520	93.5	69.8	100.0	2.631	1.581	0.004	1.510	2.417	3.315	4.947	5.860
					Outdoor	216	0.004	8.800	89.4	56.1	97.8	0.737	0.389	0.004	0.359	0.617	0.965	1.353	1.667
					Personal	206	0.004	23.900	99.5	95.6	100.0	3.210	2.290	0.510	1.480	2.395	3.880	6.270	8.630
				Winter	Indoor	232	0.004	23.387	74.1	20.3	97.9	1.040	0.238	0.004	0.004	0.717	1.173	2.013	3.043
					Outdoor	200	0.004	0.928	39.5	0.0	84.8	0.082	0.017	0.004	0.004	0.004	0.157	0.258	0.313
					Personal	225	0.004	19.180	93.3	64.9	100.0	1.292	0.588	0.004	0.300	0.710	1.390	2.890	3.790
59	2-Pentanone	107-87-9	0.003	Summer	Indoor	217	0.002	299.643	99.1	91.5	100.0	6.951	2.773	0.830	1.630	2.600	4.440	9.040	11.015
					Outdoor	216	0.002	3.816	98.6	87.5	100.0	0.592	0.495	0.263	0.383	0.498	0.718	1.010	1.160
					Personal	206	0.450	76.690	100.0	100.0	100.0	4.520	2.916	1.160	1.780	2.350	4.440	8.720	12.650
				Winter	Indoor	232	0.002	75.570	79.7	65.5	89.6	1.724	0.286	0.002	0.388	0.726	1.500	3.336	5.083
					Outdoor	200	0.002	0.660	83.0	61.1	89.1	0.195	0.085	0.002	0.093	0.183	0.278	0.384	0.416
					Personal	225	0.002	46.120	97.8	84.3	100.0	2.338	1.443	0.500	1.000	1.400	2.500	3.640	6.300
60	3,6-Dimethyloctane	15869-94-0	0.016	Summer	Indoor	217	0.008	36.917	35.0	4.0	73.3	0.545	0.030	0.008	0.008	0.008	0.175	0.530	1.590
					Outdoor	216	0.008	0.559	21.3	0.0	64.4	0.017	0.011	0.008	0.008	0.008	0.008	0.026	0.043
					Personal	207	0.008	3.060	4.3	0.0	18.2	0.043	0.010	0.008	0.008	0.008	0.008	0.008	0.008
				Winter	Indoor	232	0.008	3.310	56.5	9.4	93.8	0.107	0.032	0.008	0.008	0.024	0.096	0.293	0.384
					Outdoor	201	0.008	0.033	1.0	0.0	4.3	0.008	0.008	0.008	0.008	0.008	0.008	0.008	0.008
					Personal	225	0.008	0.340	1.8	0.0	8.5	0.011	0.008	0.008	0.008	0.008	0.008	0.008	0.008

Appendix B: 2005 WOEAS VOC Data Summary Tables

Index #	VOC SPECIES [all concentrations in µg/m^3]	CAS #	MDL	Season	Exposure Category	Count	Min	Max	% Samples > MDL	% homes > MDL for all samples	% homes > MDL for at least 1 sample	Arithmetic Mean	Geometric Mean	5th Percentile	25th Percentile	50th Percentile / Median	75th Percentile	90th Percentile	95th Percentile
61	3-Ethyltoluene	620-14-4	0.065	Summer	Indoor	217	0.200	143.777	100.0	100.0	100.0	5.375	1.620	0.350	0.570	1.100	3.780	9.527	28.095
					Outdoor	216	0.033	56.194	98.6	87.5	100.0	0.732	0.277	0.117	0.176	0.252	0.388	0.657	0.835
					Personal	207	0.290	139.870	100.0	100.0	100.0	4.581	1.588	0.440	0.650	1.090	2.930	9.580	19.840
				Winter	Indoor	232	0.033	6.740	99.6	95.9	100.0	1.083	0.690	0.192	0.333	0.548	1.465	2.515	4.132
					Outdoor	201	0.033	0.714	86.1	42.2	97.8	0.181	0.138	0.033	0.092	0.144	0.239	0.348	0.392
					Personal	225	0.200	6.650	100.0	100.0	100.0	1.071	0.803	0.280	0.440	0.700	1.330	2.000	2.566
62	3-Methyl-1-Butene	563-45-1	0.022	Summer	Indoor	217	0.011	1.850	82.0	32.4	100.0	0.140	0.066	0.011	0.035	0.065	0.125	0.355	0.555
					Outdoor	216	0.011	0.274	61.6	8.6	95.6	0.031	0.024	0.011	0.011	0.026	0.038	0.053	0.079
					Personal	207	0.011	1.650	95.2	63.0	100.0	0.154	0.098	0.030	0.070	0.090	0.130	0.350	0.610
				Winter	Indoor	232	0.011	0.700	70.7	31.4	91.7	0.060	0.035	0.011	0.011	0.033	0.060	0.150	0.236
					Outdoor	201	0.011	0.084	50.2	10.4	84.8	0.025	0.020	0.011	0.011	0.022	0.033	0.044	0.048
					Personal	225	0.011	0.510	80.9	34.3	100.0	0.085	0.051	0.011	0.030	0.050	0.090	0.190	0.290
63	3-Methyl-1-Pentene	760-20-3	0.039	Summer	Indoor	217	0.019	0.410	24.4	10.7	37.8	0.054	0.031	0.019	0.019	0.019	0.019	0.155	0.240
					Outdoor	216	0.019	0.065	0.5	0.0	2.2	0.020	0.019	0.019	0.019	0.019	0.019	0.019	0.019
					Personal	207	0.019	0.450	4.8	0.0	15.9	0.026	0.021	0.019	0.019	0.019	0.019	0.019	0.019
				Winter	Indoor	232	0.019	0.440	21.1	10.7	29.2	0.040	0.027	0.019	0.019	0.019	0.019	0.092	0.150
					Outdoor	201	0.019	0.019	0.0	0.0	0.0	0.019	0.019	0.019	0.019	0.019	0.019	0.019	0.019
					Personal	225	0.019	0.350	5.8	1.8	19.1	0.031	0.022	0.019	0.019	0.019	0.019	0.019	0.050
64	3-Methylheptane	589-81-1	0.028	Summer	Indoor	217	0.014	11.420	95.4	66.7	100.0	1.089	0.418	0.070	0.165	0.270	1.273	2.950	5.305
					Outdoor	216	0.014	2.368	99.1	91.5	100.0	0.158	0.113	0.051	0.074	0.099	0.156	0.268	0.355
					Personal	207	0.014	6.580	96.1	85.1	97.7	0.863	0.394	0.090	0.170	0.300	1.010	2.790	3.900
				Winter	Indoor	232	0.050	2.416	100.0	100.0	100.0	0.426	0.274	0.070	0.132	0.232	0.547	1.050	1.435
					Outdoor	201	0.014	0.314	96.0	76.9	100.0	0.095	0.077	0.031	0.052	0.073	0.121	0.173	0.200
					Personal	225	0.014	3.580	98.7	88.0	100.0	0.483	0.317	0.090	0.180	0.280	0.540	0.970	1.190
65	3-Methylhexane	589-34-4	0.032	Summer	Indoor	217	0.016	459.070	85.7	45.2	100.0	8.770	1.267	0.016	0.540	1.630	5.485	12.570	18.165
					Outdoor	216	0.076	2.651	100.0	100.0	100.0	0.519	0.420	0.187	0.285	0.375	0.560	1.021	1.328
					Personal	207	0.200	205.570	100.0	100.0	100.0	5.641	2.180	0.510	0.870	1.790	4.400	11.340	14.790
				Winter	Indoor	232	0.016	361.280	98.7	92.0	100.0	4.610	1.092	0.216	0.471	0.957	2.227	6.360	9.700
					Outdoor	201	0.066	1.123	100.0	100.0	100.0	0.329	0.280	0.112	0.187	0.261	0.412	0.573	0.668
					Personal	225	0.016	888.730	99.1	91.8	100.0	8.737	1.581	0.340	0.720	1.400	2.660	5.780	9.840

Appendix B: 2005 WOEAS VOC Data Summary Tables

Index #	VOC SPECIES [all concentrations in µg/m^3]	CAS #	MDL	Season	Exposure Category	Count	Min	Max	% Samples > MDL	% homes > MDL for all samples	% homes > MDL for at least 1 sample	Arithmetic Mean	Geometric Mean	5th Percentile	25th Percentile	50th Percentile / Median	75th Percentile	90th Percentile	95th Percentile
66	3-Methylpentane	96-14-0	0.106	Summer	Indoor	217	0.315	40.630	100.0	100.0	100.0	5.773	2.422	0.610	0.880	1.587	5.307	17.725	24.137
					Outdoor	216	0.131	7.123	100.0	100.0	100.0	0.817	0.651	0.260	0.448	0.607	0.914	1.502	2.030
					Personal	207	0.360	50.040	100.0	100.0	100.0	5.140	2.470	0.690	0.950	1.640	5.360	15.370	22.880
				Winter	Indoor	232	0.053	24.928	98.7	88.2	100.0	2.604	1.404	0.336	0.594	1.263	2.942	6.796	8.753
					Outdoor	201	0.123	3.187	100.0	100.0	100.0	0.545	0.430	0.160	0.274	0.384	0.668	0.907	1.059
					Personal	225	0.270	18.760	100.0	100.0	100.0	2.738	1.720	0.480	0.870	1.470	2.940	5.860	7.790
67	4-Ethyltoluene	622-96-8	0.093	Summer	Indoor	217	0.100	89.860	100.0	100.0	100.0	2.726	0.809	0.175	0.285	0.557	1.950	5.000	13.510
					Outdoor	216	0.046	29.864	70.4	20.0	100.0	0.359	0.122	0.046	0.046	0.123	0.183	0.315	0.397
					Personal	207	0.130	66.770	100.0	100.0	100.0	2.174	0.765	0.200	0.320	0.510	1.580	4.650	8.810
				Winter	Indoor	232	0.046	2.740	97.4	84.6	100.0	0.584	0.378	0.100	0.180	0.308	0.830	1.335	2.252
					Outdoor	201	0.046	0.339	36.8	6.3	82.6	0.086	0.071	0.046	0.046	0.046	0.115	0.171	0.191
					Personal	225	0.110	3.230	100.0	100.0	100.0	0.533	0.402	0.140	0.210	0.360	0.690	0.970	1.290
68	4-Methyl-1-Pentene	691-37-2	0.041	Summer	Indoor	217	0.021	0.277	7.4	0.0	17.8	0.031	0.024	0.021	0.021	0.021	0.021	0.021	0.105
					Outdoor	216	0.021	0.061	0.5	0.0	2.2	0.021	0.021	0.021	0.021	0.021	0.021	0.021	0.021
					Personal	207	0.021	0.240	2.4	0.0	11.4	0.022	0.021	0.021	0.021	0.021	0.021	0.021	0.021
				Winter	Indoor	232	0.021	0.340	10.8	3.7	16.7	0.033	0.025	0.021	0.021	0.021	0.021	0.053	0.125
					Outdoor	201	0.021	0.021	0.0	0.0	0.0	0.021	0.021	0.021	0.021	0.021	0.021	0.021	0.021
					Personal	225	0.021	0.224	3.1	0.0	10.6	0.023	0.022	0.021	0.021	0.021	0.021	0.021	0.021
69	4-Methylheptane	589-53-7	0.011	Summer	Indoor	217	0.005	7.500	87.6	42.9	100.0	0.484	0.182	0.005	0.115	0.200	0.515	1.340	2.090
					Outdoor	216	0.005	0.226	99.1	91.5	100.0	0.053	0.044	0.019	0.030	0.042	0.063	0.103	0.122
					Personal	207	0.005	3.530	98.1	83.3	100.0	0.408	0.261	0.070	0.150	0.230	0.460	1.200	1.500
				Winter	Indoor	232	0.028	0.972	100.0	100.0	100.0	0.194	0.136	0.040	0.073	0.120	0.240	0.480	0.615
					Outdoor	201	0.005	0.164	99.0	95.7	100.0	0.039	0.032	0.013	0.021	0.030	0.048	0.072	0.076
					Personal	225	0.005	1.410	99.6	95.8	100.0	0.301	0.227	0.070	0.130	0.220	0.340	0.540	0.670
70	Acetaldehyde	75-07-0	0.019	Summer	Indoor	217	0.009	185.670	99.5	95.7	100.0	48.159	38.997	11.290	29.660	45.040	63.130	86.030	95.740
					Outdoor	216	2.640	38.580	100.0	100.0	100.0	7.462	6.636	3.508	5.067	6.180	8.095	12.770	16.437
					Personal	206	10.290	151.050	100.0	100.0	100.0	44.631	39.402	16.460	30.020	39.335	54.330	77.710	101.650
				Winter	Indoor	232	4.352	509.647	100.0	100.0	100.0	26.437	18.514	7.480	11.272	16.302	26.605	51.484	62.900
					Outdoor	200	1.496	15.682	100.0	100.0	100.0	4.047	3.553	1.841	2.414	3.235	4.485	6.905	9.079
					Personal	225	8.490	104.790	100.0	100.0	100.0	23.558	20.144	9.990	13.450	18.583	26.070	42.880	54.660

Appendix B: 2005 WOEAS VOC Data Summary Tables

Index #	VOC SPECIES [all concentrations in µg/m^3]	CAS #	MDL	Season	Exposure Category	Count	Min	Max	% Samples > MDL	% homes > MDL for all samples	% homes > MDL for at least 1 sample	Arithmetic Mean	Geometric Mean	5th Percentile	25th Percentile	50th Percentile / Median	75th Percentile	90th Percentile	95th Percentile
71	Acetone	67-64-1	0.018	Summer	Indoor	217	0.009	3755.500	98.6	87.5	100.0	246.193	137.877	21.260	89.350	173.777	280.213	504.880	647.213
					Outdoor	216	3.937	51.643	100.0	100.0	100.0	10.814	9.931	5.492	7.230	10.084	12.963	16.707	19.767
					Personal	206	18.170	1871.920	100.0	100.0	100.0	172.047	117.184	29.490	74.380	116.115	198.340	334.390	475.850
				Winter	Indoor	232	5.887	673.323	100.0	100.0	100.0	47.828	32.376	10.487	18.523	29.255	50.642	84.540	134.520
					Outdoor	200	1.510	18.320	100.0	100.0	100.0	4.594	4.098	2.034	2.909	3.771	5.280	7.399	9.438
					Personal	225	9.700	814.480	100.0	100.0	100.0	56.912	38.980	15.450	22.690	34.750	55.120	89.230	135.810
72	Acetonitrile	75-05-08	0.021	Summer	Indoor	217	0.022	4.190	100.0	100.0	100.0	0.473	0.246	0.022	0.130	0.430	0.615	0.877	1.270
					Outdoor	216	0.022	0.783	100.0	100.0	100.0	0.274	0.255	0.153	0.213	0.259	0.313	0.380	0.483
					Personal	206	0.022	2.230	100.0	100.0	100.0	0.765	0.666	0.290	0.540	0.705	0.910	1.260	1.580
				Winter	Indoor	232	0.022	0.893	100.0	100.0	100.0	0.209	0.151	0.022	0.120	0.178	0.247	0.400	0.527
					Outdoor	200	0.022	1.246	100.0	100.0	100.0	0.109	0.094	0.059	0.074	0.090	0.112	0.163	0.213
					Personal	225	0.022	4.000	100.0	100.0	100.0	0.422	0.347	0.160	0.230	0.330	0.507	0.693	0.850
73	Acetylene	74-86-2	0.000	Summer	Indoor	217	0.000	79.195	99.5	95.7	100.0	2.012	0.778	0.299	0.491	0.633	1.145	1.966	4.237
					Outdoor	216	0.103	4.947	100.0	100.0	100.0	0.723	0.607	0.185	0.453	0.595	0.866	1.344	1.649
					Personal	207	0.032	71.161	100.0	100.0	100.0	2.149	0.895	0.280	0.543	0.770	1.236	2.447	7.938
				Winter	Indoor	91	0.240	84.134	100.0	100.0	100.0	6.941	2.217	0.444	0.899	1.559	3.679	10.869	32.240
					Outdoor	126	0.636	5.947	100.0	100.0	100.0	2.128	1.946	1.004	1.462	1.969	2.795	3.558	4.087
					Personal	119	0.579	53.934	100.0	100.0	100.0	4.186	2.357	0.728	1.066	1.761	3.669	6.653	14.091
74	Acrolein (2-Propenal)	107-02-8	0.018	Summer	Indoor	217	0.009	20.150	99.1	91.5	100.0	5.950	4.992	1.460	4.493	5.900	7.500	8.927	10.177
					Outdoor	216	0.157	2.230	100.0	100.0	100.0	0.637	0.579	0.298	0.430	0.584	0.795	1.007	1.156
					Personal	206	1.050	19.070	100.0	100.0	100.0	4.566	4.013	1.680	2.980	4.330	5.990	7.240	8.190
				Winter	Indoor	232	0.009	7.472	99.6	95.9	100.0	1.553	1.263	0.453	0.860	1.310	1.827	2.933	3.477
					Outdoor	200	0.009	0.962	89.5	43.8	100.0	0.193	0.129	0.009	0.097	0.152	0.281	0.415	0.487
					Personal	225	0.300	10.110	100.0	100.0	100.0	1.427	1.173	0.470	0.750	1.100	1.700	2.280	3.140
75	Acrylonitrile (2-Propennitrile)	107-13-1	0.016	Summer	Indoor	217	0.008	0.008	0.0	0.0	0.0	0.008	0.008	0.008	0.008	0.008	0.008	0.008	0.008
					Outdoor	216	0.008	0.727	11.6	0.0	42.2	0.037	0.012	0.008	0.008	0.008	0.008	0.163	0.253
					Personal	206	0.008	6.310	10.2	0.0	43.2	0.273	0.014	0.008	0.008	0.008	0.008	0.550	1.750
				Winter	Indoor	232	0.008	1.703	1.7	0.0	8.3	0.021	0.008	0.008	0.008	0.008	0.008	0.008	0.008
					Outdoor	200	0.008	0.256	2.0	0.0	8.7	0.011	0.008	0.008	0.008	0.008	0.008	0.008	0.008
					Personal	225	0.008	1.310	7.1	0.0	27.7	0.040	0.010	0.008	0.008	0.008	0.008	0.008	0.310

Appendix B: 2005 WOEAS VOC Data Summary Tables

Index #	VOC SPECIES [all concentrations in µg/m^3]	CAS #	MDL	Season	Exposure Category	Count	Min	Max	% Samples > MDL	% homes > MDL for all samples	% homes > MDL for at least 1 sample	Arithmetic Mean	Geometric Mean	5th Percentile	25th Percentile	50th Percentile / Median	75th Percentile	90th Percentile	95th Percentile
76	a-Pinene	80-56-8	0.103	Summer	Indoor	217	0.052	628.245	99.1	95.7	100.0	80.595	26.858	2.277	9.690	26.100	102.335	220.000	380.625
					Outdoor	216	0.052	3.941	94.9	69.8	100.0	0.403	0.293	0.052	0.183	0.277	0.483	0.761	1.052
					Personal	207	1.750	1199.740	100.0	100.0	100.0	97.806	33.086	2.950	11.380	29.240	110.360	267.500	531.800
				Winter	Indoor	232	0.052	103.936	96.6	74.5	100.0	14.048	5.075	0.408	1.920	5.833	17.850	44.193	53.320
					Outdoor	201	0.052	0.637	18.4	3.2	41.3	0.083	0.065	0.052	0.052	0.052	0.052	0.162	0.264
					Personal	225	0.660	145.750	100.0	100.0	100.0	16.052	7.374	1.430	2.860	5.750	16.190	50.310	59.290
77	Benzaldehyde	100-52-7	0.006	Summer	Indoor	217	0.190	12.710	100.0	100.0	100.0	5.694	4.965	1.210	4.260	5.670	7.350	8.915	9.417
					Outdoor	216	0.113	1.937	100.0	100.0	100.0	0.486	0.420	0.174	0.298	0.425	0.618	0.863	0.957
					Personal	206	0.003	14.590	99.0	91.3	100.0	4.926	4.308	2.250	3.590	4.525	5.610	7.330	8.240
				Winter	Indoor	232	0.003	3.896	99.6	95.9	100.0	1.247	0.999	0.287	0.700	1.055	1.570	2.400	2.653
					Outdoor	200	0.003	1.488	85.0	42.9	95.7	0.070	0.036	0.003	0.024	0.046	0.082	0.145	0.227
					Personal	225	0.240	5.540	100.0	100.0	100.0	1.518	1.303	0.530	0.870	1.270	2.010	2.800	3.250
78	Benzene	71-43-2	0.100	Summer	Indoor	217	0.525	16.485	100.0	100.0	100.0	3.076	1.958	0.705	1.025	1.475	2.870	8.705	11.070
					Outdoor	216	0.281	2.908	100.0	100.0	100.0	0.876	0.771	0.376	0.560	0.716	0.935	1.662	2.056
					Personal	207	0.600	15.290	100.0	100.0	100.0	2.769	2.012	0.860	1.160	1.630	2.750	7.200	9.210
				Winter	Indoor	232	0.596	13.936	100.0	100.0	100.0	2.094	1.682	0.768	1.068	1.541	2.360	3.752	5.260
					Outdoor	201	0.448	3.108	100.0	100.0	100.0	1.057	0.963	0.511	0.717	0.906	1.244	1.557	1.984
					Personal	225	0.580	10.910	100.0	100.0	100.0	2.101	1.728	0.830	1.150	1.520	2.240	3.440	4.600
79	Benzyl Chloride	100-44-7	0.018	Summer	Indoor	217	0.009	0.037	0.9	0.0	4.4	0.009	0.009	0.009	0.009	0.009	0.009	0.009	0.009
					Outdoor	216	0.009	3.569	0.5	0.0	2.2	0.025	0.009	0.009	0.009	0.009	0.009	0.009	0.009
					Personal	207	0.009	0.360	3.4	0.0	13.6	0.014	0.010	0.009	0.009	0.009	0.009	0.009	0.009
				Winter	Indoor	232	0.009	0.145	8.6	0.0	35.4	0.011	0.010	0.009	0.009	0.009	0.009	0.009	0.025
					Outdoor	201	0.009	0.025	0.5	0.0	2.2	0.009	0.009	0.009	0.009	0.009	0.009	0.009	0.009
					Personal	225	0.009	0.100	0.9	0.0	4.3	0.010	0.009	0.009	0.009	0.009	0.009	0.009	0.009
80	b-Pinene	127-91-3	0.113	Summer	Indoor	217	0.057	351.370	93.5	66.7	100.0	16.169	3.949	0.057	1.640	4.395	13.650	52.227	77.950
					Outdoor	216	0.057	0.326	17.1	3.0	51.1	0.077	0.068	0.057	0.057	0.057	0.057	0.146	0.181
					Personal	207	0.057	411.630	98.6	91.3	100.0	32.300	10.640	0.890	4.330	11.940	27.870	65.400	224.720
				Winter	Indoor	232	0.057	18.572	84.9	37.1	100.0	1.838	0.697	0.057	0.275	0.733	2.385	5.587	7.667
					Outdoor	201	0.057	0.057	0.0	0.0	0.0	0.057	0.057	0.057	0.057	0.057	0.057	0.057	0.057
					Personal	225	0.057	22.400	95.6	67.9	100.0	2.075	1.080	0.150	0.570	1.030	2.000	5.050	7.370

Appendix B: 2005 WOEAS VOC Data Summary Tables

Index #	VOC SPECIES [all concentrations in µg/m^3]	CAS #	MDL	Season	Exposure Category	Count	Min	Max	% Samples > MDL	% homes > MDL for all samples	% homes > MDL for at least 1 sample	Arithmetic Mean	Geometric Mean	5th Percentile	25th Percentile	50th Percentile / Median	75th Percentile	90th Percentile	95th Percentile
81	Bromodichloromethane	75-27-4	0.154	Summer	Indoor	217	0.077	8.350	88.9	56.1	97.8	0.785	0.534	0.077	0.337	0.640	1.040	1.543	1.830
					Outdoor	216	0.077	0.245	2.3	0.0	6.7	0.080	0.079	0.077	0.077	0.077	0.077	0.077	0.077
					Personal	207	0.077	2.940	72.5	41.4	86.4	0.475	0.306	0.077	0.077	0.430	0.700	0.960	1.200
				Winter	Indoor	232	0.077	3.144	89.7	57.4	100.0	0.428	0.342	0.077	0.237	0.360	0.537	0.707	0.927
					Outdoor	201	0.077	0.077	0.0	0.0	0.0	0.077	0.077	0.077	0.077	0.077	0.077	0.077	0.077
					Personal	225	0.077	3.730	71.1	23.9	87.2	0.308	0.222	0.077	0.077	0.250	0.400	0.600	0.750
82	Bromoform	75-25-2	0.105	Summer	Indoor	217	0.053	0.410	13.4	7.8	22.2	0.070	0.062	0.053	0.053	0.053	0.053	0.130	0.200
					Outdoor	216	0.053	0.363	10.6	0.0	26.7	0.068	0.060	0.053	0.053	0.053	0.053	0.107	0.174
					Personal	207	0.053	5.030	14.5	3.7	27.3	0.122	0.065	0.053	0.053	0.053	0.053	0.130	0.230
				Winter	Indoor	232	0.053	0.950	5.2	2.0	6.3	0.064	0.057	0.053	0.053	0.053	0.053	0.053	0.115
					Outdoor	201	0.053	0.053	0.0	0.0	0.0	0.053	0.053	0.053	0.053	0.053	0.053	0.053	0.053
					Personal	225	0.053	1.790	4.9	0.0	12.8	0.079	0.058	0.053	0.053	0.053	0.053	0.053	0.053
83	Bromomethane	74-83-9	0.178	Summer	Indoor	217	0.089	0.310	0.5	0.0	2.2	0.090	0.089	0.089	0.089	0.089	0.089	0.089	0.089
					Outdoor	216	0.089	0.089	0.0	0.0	0.0	0.089	0.089	0.089	0.089	0.089	0.089	0.089	0.089
					Personal	207	0.089	0.089	0.0	0.0	0.0	0.089	0.089	0.089	0.089	0.089	0.089	0.089	0.089
				Winter	Indoor	232	0.089	0.805	0.4	0.0	2.1	0.092	0.090	0.089	0.089	0.089	0.089	0.089	0.089
					Outdoor	201	0.089	0.089	0.0	0.0	0.0	0.089	0.089	0.089	0.089	0.089	0.089	0.089	0.089
					Personal	225	0.089	0.089	0.0	0.0	0.0	0.089	0.089	0.089	0.089	0.089	0.089	0.089	0.089
84	Bromotrichloromethane	75-62-7	0.000	Summer	Indoor	217	0.000	0.000	0.0	0.0	0.0	0.000	0.000	0.000	0.000	0.000	0.000	0.000	0.000
					Outdoor	216	0.000	0.000	0.0	0.0	0.0	0.000	0.000	0.000	0.000	0.000	0.000	0.000	0.000
					Personal	207	0.000	0.010	0.5	0.0	2.3	0.000	0.010	0.000	0.000	0.000	0.000	0.000	0.000
				Winter	Indoor	232	0.000	0.113	5.6	0.0	14.6	0.002	0.030	0.000	0.000	0.000	0.000	0.000	0.020
					Outdoor	201	0.000	0.281	2.0	0.0	8.7	0.001	0.018	0.000	0.000	0.000	0.000	0.000	0.000
					Personal	225	0.000	0.010	0.4	0.0	2.1	0.000	0.010	0.000	0.000	0.000	0.000	0.000	0.000
85	Butane	106-97-8	0.188	Summer	Indoor	217	0.935	1448.160	100.0	100.0	100.0	78.588	20.533	3.480	7.013	13.765	44.710	213.603	449.960
					Outdoor	216	1.032	23.060	100.0	100.0	100.0	3.332	2.840	1.319	1.925	2.683	3.830	5.783	7.085
					Personal	207	2.050	2151.220	100.0	100.0	100.0	75.123	21.342	3.880	6.930	14.630	51.320	198.230	369.500
				Winter	Indoor	232	2.795	629.547	100.0	100.0	100.0	48.651	20.251	4.148	7.367	14.538	51.493	126.884	213.932
					Outdoor	201	1.274	11.910	100.0	100.0	100.0	4.459	3.905	1.867	2.612	3.655	5.406	7.423	9.152
					Personal	225	3.370	920.440	100.0	100.0	100.0	63.884	26.019	4.660	9.860	20.060	61.660	179.090	282.050

Appendix B: 2005 WOEAS VOC Data Summary Tables

Index #	VOC SPECIES [all concentrations in µg/m^3]	CAS #	MDL	Season	Exposure Category	Count	Min	Max	% Samples > MDL	% homes > MDL for all samples	% homes > MDL for at least 1 sample	Arithmetic Mean	Geometric Mean	5th Percentile	25th Percentile	50th Percentile / Median	75th Percentile	90th Percentile	95th Percentile
86	Butylacetate	123-86-4	0.008	Summer	Indoor	217	0.009	1025.980	100.0	100.0	100.0	14.443	4.630	0.960	2.420	4.740	8.770	19.880	28.923
					Outdoor	216	0.009	6.203	100.0	100.0	100.0	0.260	0.151	0.009	0.097	0.183	0.280	0.490	0.643
					Personal	206	0.190	94.100	100.0	100.0	100.0	5.798	2.629	0.530	1.310	2.480	4.690	12.670	23.750
				Winter	Indoor	232	0.009	20.717	100.0	100.0	100.0	1.316	0.537	0.048	0.213	0.593	1.197	3.020	5.647
					Outdoor	200	0.009	0.998	100.0	100.0	100.0	0.047	0.018	0.009	0.009	0.009	0.040	0.128	0.238
					Personal	225	0.009	34.320	100.0	100.0	100.0	1.013	0.216	0.009	0.080	0.250	0.610	1.290	2.680
87	Butylaldehyde (Butanal)	123-72-8	0.014	Summer	Indoor	217	0.007	17.340	97.7	87.5	100.0	4.625	3.605	1.670	2.920	4.060	5.787	8.140	10.730
					Outdoor	216	0.483	6.882	100.0	100.0	100.0	1.714	1.503	0.670	1.030	1.463	2.124	2.713	3.863
					Personal	206	0.007	25.460	99.0	95.6	100.0	4.648	3.925	2.030	3.100	3.915	5.110	7.570	10.680
				Winter	Indoor	232	0.007	13.293	97.4	77.8	100.0	1.735	1.284	0.556	0.973	1.327	2.050	3.160	4.373
					Outdoor	200	0.007	6.526	89.5	46.8	97.8	0.465	0.266	0.007	0.265	0.388	0.552	0.771	0.973
					Personal	225	0.007	11.490	99.1	91.8	100.0	2.051	1.756	0.930	1.300	1.700	2.520	3.060	3.870
88	c-1,2-Dichloroethene	156-59-2	0.084	Summer	Indoor	217	0.042	0.042	0.0	0.0	0.0	0.042	0.042	0.042	0.042	0.042	0.042	0.042	0.042
					Outdoor	216	0.042	0.042	0.0	0.0	0.0	0.042	0.042	0.042	0.042	0.042	0.042	0.042	0.042
					Personal	207	0.042	0.042	0.0	0.0	0.0	0.042	0.042	0.042	0.042	0.042	0.042	0.042	0.042
				Winter	Indoor	232	0.042	0.042	0.0	0.0	0.0	0.042	0.042	0.042	0.042	0.042	0.042	0.042	0.042
					Outdoor	201	0.042	0.042	0.0	0.0	0.0	0.042	0.042	0.042	0.042	0.042	0.042	0.042	0.042
					Personal	225	0.042	0.170	0.4	0.0	2.1	0.043	0.042	0.042	0.042	0.042	0.042	0.042	0.042
89	c-1,2-Dimethylcyclohexane	2207-01-4	0.046	Summer	Indoor	217	0.023	3.725	57.1	21.7	86.7	0.185	0.063	0.023	0.023	0.053	0.120	0.225	1.470
					Outdoor	216	0.023	0.061	2.3	0.0	11.1	0.023	0.023	0.023	0.023	0.023	0.023	0.023	0.023
					Personal	207	0.023	2.310	84.1	40.3	97.7	0.131	0.076	0.023	0.050	0.070	0.110	0.170	0.500
				Winter	Indoor	232	0.023	0.380	32.3	10.6	52.1	0.051	0.035	0.023	0.023	0.023	0.053	0.100	0.200
					Outdoor	201	0.023	0.023	0.0	0.0	0.0	0.023	0.023	0.023	0.023	0.023	0.023	0.023	0.023
					Personal	225	0.023	0.360	26.7	7.2	57.4	0.052	0.035	0.023	0.023	0.023	0.050	0.120	0.170
90	c-1,3-Dichloropropene	10061-01-5	0.012	Summer	Indoor	217	0.006	0.063	2.8	2.2	4.4	0.007	0.006	0.006	0.006	0.006	0.006	0.006	0.006
					Outdoor	216	0.006	0.006	0.0	0.0	0.0	0.006	0.006	0.006	0.006	0.006	0.006	0.006	0.006
					Personal	207	0.006	0.040	1.9	0.0	2.3	0.007	0.006	0.006	0.006	0.006	0.006	0.006	0.006
				Winter	Indoor	232	0.006	0.006	0.0	0.0	0.0	0.006	0.006	0.006	0.006	0.006	0.006	0.006	0.006
					Outdoor	201	0.006	0.026	0.5	0.0	2.2	0.006	0.006	0.006	0.006	0.006	0.006	0.006	0.006
					Personal	225	0.006	0.006	0.0	0.0	0.0	0.006	0.006	0.006	0.006	0.006	0.006	0.006	0.006

Appendix B: 2005 WOEAS VOC Data Summary Tables

Index #	VOC SPECIES [all concentrations in µg/m^3]	CAS #	MDL	Season	Exposure Category	Count	Min	Max	% Samples > MDL	% homes > MDL for all samples	% homes > MDL for at least 1 sample	Arithmetic Mean	Geometric Mean	5th Percentile	25th Percentile	50th Percentile / Median	75th Percentile	90th Percentile	95th Percentile
91	c-1,3-Dimethylcyclohexane	638-04-0	0.039	Summer	Indoor	217	0.019	10.120	96.8	80.0	100.0	0.652	0.220	0.045	0.103	0.180	0.385	0.800	3.600
					Outdoor	216	0.019	0.207	37.5	0.0	88.9	0.042	0.032	0.019	0.019	0.019	0.054	0.095	0.134
					Personal	207	0.019	7.870	99.0	91.3	100.0	0.511	0.222	0.060	0.120	0.190	0.350	0.720	3.670
				Winter	Indoor	232	0.019	1.893	95.3	77.8	100.0	0.223	0.135	0.040	0.071	0.116	0.249	0.508	0.828
					Outdoor	201	0.019	0.167	29.4	4.1	67.4	0.034	0.028	0.019	0.019	0.019	0.043	0.066	0.079
					Personal	225	0.019	1.610	97.8	84.3	100.0	0.222	0.139	0.040	0.070	0.120	0.250	0.500	0.620
92	c-1,4-Dimethylcyclohexane / t-1,3-Dimethylcyclohexane	624-29-3 / 2207-03-6	0.022	Summer	Indoor	217	0.011	3.873	92.6	71.2	97.8	0.257	0.088	0.011	0.040	0.070	0.190	0.307	2.095
					Outdoor	216	0.011	0.076	25.0	0.0	71.1	0.017	0.015	0.011	0.011	0.011	0.017	0.037	0.047
					Personal	207	0.011	2.720	86.5	50.0	97.7	0.158	0.066	0.011	0.040	0.060	0.120	0.240	1.170
				Winter	Indoor	232	0.011	0.567	69.8	34.8	93.8	0.069	0.039	0.011	0.011	0.035	0.076	0.152	0.280
					Outdoor	201	0.011	0.056	16.9	1.5	43.5	0.015	0.013	0.011	0.011	0.011	0.011	0.026	0.031
					Personal	225	0.011	0.560	71.6	29.6	95.7	0.073	0.041	0.011	0.011	0.040	0.080	0.150	0.260
93	c-2-Butene	590-18-1	0.058	Summer	Indoor	217	0.029	8.737	84.8	50.8	97.8	0.483	0.152	0.029	0.060	0.100	0.267	1.645	2.745
					Outdoor	216	0.029	0.540	39.4	2.4	86.7	0.063	0.048	0.029	0.029	0.029	0.078	0.121	0.175
					Personal	207	0.029	7.280	92.8	60.0	100.0	0.402	0.162	0.029	0.070	0.120	0.260	1.480	2.230
				Winter	Indoor	232	0.029	3.288	78.4	43.8	91.7	0.279	0.131	0.029	0.060	0.120	0.233	0.764	1.232
					Outdoor	201	0.029	0.162	36.8	3.7	82.6	0.054	0.045	0.029	0.029	0.029	0.072	0.101	0.124
					Personal	225	0.029	1.890	89.8	62.1	100.0	0.288	0.165	0.029	0.090	0.140	0.250	0.690	0.990
94	c-2-Heptene	6443-92-1	0.045	Summer	Indoor	217	0.023	0.480	11.5	0.0	33.3	0.037	0.027	0.023	0.023	0.023	0.023	0.060	0.130
					Outdoor	216	0.023	0.023	0.0	0.0	0.0	0.023	0.023	0.023	0.023	0.023	0.023	0.023	0.023
					Personal	207	0.023	0.310	3.9	0.0	11.4	0.027	0.024	0.023	0.023	0.023	0.023	0.023	0.023
				Winter	Indoor	232	0.023	0.368	15.1	3.2	35.4	0.040	0.029	0.023	0.023	0.023	0.023	0.084	0.150
					Outdoor	201	0.023	0.023	0.0	0.0	0.0	0.023	0.023	0.023	0.023	0.023	0.023	0.023	0.023
					Personal	225	0.023	0.140	2.2	0.0	8.5	0.024	0.023	0.023	0.023	0.023	0.023	0.023	0.023
95	c-2-Hexene	7688-21-3	0.051	Summer	Indoor	217	0.026	2.020	34.1	23.1	42.2	0.149	0.056	0.026	0.026	0.026	0.110	0.523	0.717
					Outdoor	216	0.026	0.067	1.4	0.0	6.7	0.026	0.026	0.026	0.026	0.026	0.026	0.026	0.026
					Personal	207	0.026	1.400	33.8	18.2	47.7	0.133	0.053	0.026	0.026	0.026	0.100	0.530	0.710
				Winter	Indoor	232	0.026	1.524	24.1	14.0	35.4	0.082	0.039	0.026	0.026	0.026	0.026	0.184	0.320
					Outdoor	201	0.026	0.026	0.0	0.0	0.0	0.026	0.026	0.026	0.026	0.026	0.026	0.026	0.026
					Personal	225	0.026	0.860	20.4	12.7	31.9	0.070	0.038	0.026	0.026	0.026	0.026	0.140	0.282

Appendix B: 2005 WOEAS VOC Data Summary Tables

Index #	VOC SPECIES [all concentrations in µg/m^3]	CAS #	MDL	Season	Exposure Category	Count	Min	Max	% Samples > MDL	% homes > MDL for all samples	% homes > MDL for at least 1 sample	Arithmetic Mean	Geometric Mean	5th Percentile	25th Percentile	50th Percentile / Median	75th Percentile	90th Percentile	95th Percentile
96	c-2-Pentene	627-20-3	0.028	Summer	Indoor	217	0.014	7.207	91.7	57.9	100.0	0.764	0.181	0.014	0.060	0.107	0.367	3.305	4.375
					Outdoor	216	0.014	0.378	70.8	21.6	100.0	0.058	0.041	0.014	0.014	0.042	0.070	0.128	0.186
					Personal	207	0.014	5.650	70.0	23.2	93.2	0.605	0.119	0.014	0.014	0.100	0.330	2.730	3.640
				Winter	Indoor	232	0.014	5.624	87.9	54.8	100.0	0.317	0.099	0.014	0.035	0.076	0.201	0.930	1.660
					Outdoor	201	0.014	0.107	43.3	10.3	87.0	0.030	0.024	0.014	0.014	0.014	0.039	0.057	0.071
					Personal	225	0.014	3.410	88.4	46.9	100.0	0.341	0.127	0.014	0.060	0.100	0.250	0.790	1.450
97	c-3-Heptene	2097503	0.067	Summer	Indoor	217	0.033	5.685	33.6	1.3	75.6	0.242	0.078	0.033	0.033	0.033	0.210	0.605	1.027
					Outdoor	216	0.033	0.531	13.9	0.0	40.0	0.045	0.039	0.033	0.033	0.033	0.033	0.082	0.116
					Personal	207	0.033	1.610	7.7	0.0	31.8	0.074	0.040	0.033	0.033	0.033	0.033	0.033	0.210
				Winter	Indoor	232	0.033	10.828	51.3	13.2	79.2	0.247	0.088	0.033	0.033	0.073	0.180	0.453	0.820
					Outdoor	201	0.033	0.119	2.5	2.0	8.7	0.036	0.035	0.033	0.033	0.033	0.033	0.033	0.033
					Personal	225	0.033	1.190	4.0	0.0	19.1	0.046	0.036	0.033	0.033	0.033	0.033	0.033	0.033
98	c-3-Methyl-2-Pentene	922-62-3	0.051	Summer	Indoor	217	0.026	5.615	38.2	22.8	55.6	0.369	0.080	0.026	0.026	0.026	0.285	1.230	1.960
					Outdoor	216	0.026	0.171	15.3	0.0	44.4	0.035	0.031	0.026	0.026	0.026	0.026	0.068	0.086
					Personal	207	0.026	4.460	31.9	14.0	47.7	0.355	0.072	0.026	0.026	0.026	0.320	1.420	1.990
				Winter	Indoor	232	0.026	4.272	44.4	29.3	56.3	0.201	0.063	0.026	0.026	0.026	0.127	0.427	0.832
					Outdoor	201	0.026	0.073	3.0	2.0	8.7	0.027	0.027	0.026	0.026	0.026	0.026	0.026	0.026
					Personal	225	0.026	2.520	31.6	15.9	55.3	0.178	0.057	0.026	0.026	0.026	0.130	0.370	0.700
99	c-4-Methyl-2-Pentene	691-38-3	0.040	Summer	Indoor	217	0.020	1.905	38.7	22.4	57.8	0.187	0.055	0.020	0.020	0.020	0.143	0.630	1.040
					Outdoor	216	0.020	0.109	8.3	0.0	31.1	0.024	0.022	0.020	0.020	0.020	0.020	0.020	0.060
					Personal	207	0.020	1.440	33.8	17.2	54.5	0.140	0.045	0.020	0.020	0.020	0.090	0.560	0.850
				Winter	Indoor	232	0.020	1.624	33.2	19.0	43.8	0.090	0.038	0.020	0.020	0.020	0.060	0.200	0.392
					Outdoor	201	0.020	0.044	0.5	2.2	2.2	0.021	0.021	0.020	0.020	0.020	0.020	0.020	0.020
					Personal	225	0.020	0.980	22.7	8.1	42.6	0.081	0.034	0.020	0.020	0.020	0.020	0.180	0.340
100	Camphene	79-92-5	0.218	Summer	Indoor	217	0.109	25.015	86.2	53.4	97.8	2.506	1.037	0.109	0.407	1.020	3.217	6.505	11.385
					Outdoor	216	0.109	0.549	0.9	0.0	4.4	0.112	0.110	0.109	0.109	0.109	0.109	0.109	0.109
					Personal	207	0.109	50.970	93.2	72.5	100.0	2.625	1.126	0.109	0.570	0.990	2.520	5.280	10.250
				Winter	Indoor	232	0.109	5.100	60.3	31.8	81.3	0.627	0.333	0.109	0.109	0.303	0.739	1.604	2.320
					Outdoor	201	0.109	0.536	0.5	0.0	2.2	0.111	0.110	0.109	0.109	0.109	0.109	0.109	0.109
					Personal	225	0.109	10.373	88.0	54.1	100.0	1.066	0.606	0.109	0.310	0.550	1.150	2.490	3.967

Appendix B: 2005 WOEAS VOC Data Summary Tables

Index #	VOC SPECIES [all concentrations in µg/m^3]	CAS #	MDL	Season	Exposure Category	Count	Min	Max	% Samples > MDL	% homes > MDL for all samples	% homes > MDL for at least 1 sample	Arithmetic Mean	Geometric Mean	5th Percentile	25th Percentile	50th Percentile / Median	75th Percentile	90th Percentile	95th Percentile
101	Carbon Disulfide	75-15-0	0.007	Summer	Indoor	217	0.080	4.920	100.0	100.0	100.0	0.725	0.566	0.190	0.350	0.570	0.900	1.433	1.820
					Outdoor	216	0.043	1.603	100.0	100.0	100.0	0.190	0.148	0.057	0.084	0.150	0.233	0.310	0.410
					Personal	206	0.450	4.460	100.0	100.0	100.0	1.169	1.060	0.620	0.800	1.000	1.320	1.810	2.350
				Winter	Indoor	232	0.003	1.693	99.6	95.9	100.0	0.211	0.164	0.060	0.100	0.155	0.247	0.347	0.550
					Outdoor	200	0.018	1.480	100.0	100.0	100.0	0.088	0.058	0.024	0.034	0.050	0.076	0.147	0.250
					Personal	225	0.260	5.300	100.0	100.0	100.0	0.844	0.752	0.430	0.560	0.700	0.940	1.300	1.400
102	Carbon Tetrachloride	56-23-5	0.123	Summer	Indoor	217	0.240	7.295	100.0	100.0	100.0	0.715	0.616	0.410	0.505	0.570	0.640	0.917	1.115
					Outdoor	216	0.478	0.696	100.0	100.0	100.0	0.593	0.591	0.515	0.560	0.593	0.626	0.647	0.663
					Personal	207	0.410	6.850	100.0	100.0	100.0	0.665	0.580	0.440	0.480	0.520	0.610	0.860	0.960
				Winter	Indoor	232	0.348	3.310	100.0	100.0	100.0	0.603	0.569	0.460	0.496	0.533	0.595	0.696	0.780
					Outdoor	201	0.466	0.719	100.0	100.0	100.0	0.603	0.600	0.496	0.561	0.622	0.650	0.669	0.678
					Personal	225	0.420	2.250	100.0	100.0	100.0	0.557	0.536	0.450	0.480	0.510	0.560	0.620	0.700
103	Chlorobenzene	108-90-7	0.079	Summer	Indoor	217	0.039	0.235	3.2	0.0	8.9	0.042	0.041	0.039	0.039	0.039	0.039	0.039	0.039
					Outdoor	216	0.039	0.125	0.5	0.0	2.2	0.040	0.040	0.039	0.039	0.039	0.039	0.039	0.039
					Personal	207	0.039	0.910	3.4	0.0	11.4	0.048	0.041	0.039	0.039	0.039	0.039	0.039	0.039
				Winter	Indoor	232	0.039	0.480	3.0	0.0	8.3	0.043	0.041	0.039	0.039	0.039	0.039	0.039	0.039
					Outdoor	201	0.039	0.039	0.0	0.0	0.0	0.039	0.039	0.039	0.039	0.039	0.039	0.039	0.039
					Personal	225	0.039	0.101	1.3	0.0	4.3	0.040	0.040	0.039	0.039	0.039	0.039	0.039	0.039
104	Chloroethane	75-00-3	0.115	Summer	Indoor	217	0.057	1.120	21.2	3.1	48.9	0.093	0.074	0.057	0.057	0.057	0.057	0.160	0.230
					Outdoor	216	0.057	0.165	0.5	0.0	2.2	0.058	0.058	0.057	0.057	0.057	0.057	0.057	0.057
					Personal	207	0.057	1.020	14.5	1.7	38.6	0.078	0.067	0.057	0.057	0.057	0.057	0.130	0.160
				Winter	Indoor	232	0.057	0.150	0.4	0.0	2.1	0.058	0.058	0.057	0.057	0.057	0.057	0.057	0.057
					Outdoor	201	0.057	0.057	0.0	0.0	0.0	0.057	0.057	0.057	0.057	0.057	0.057	0.057	0.057
					Personal	225	0.057	0.360	1.8	0.0	8.5	0.060	0.059	0.057	0.057	0.057	0.057	0.057	0.057
105	Chloroform	67-66-3	0.089	Summer	Indoor	217	0.100	59.885	100.0	100.0	100.0	4.023	2.552	0.613	1.545	2.675	4.995	7.350	11.230
					Outdoor	216	0.094	8.057	100.0	100.0	100.0	0.612	0.387	0.135	0.205	0.336	0.631	1.039	1.792
					Personal	207	0.400	64.680	100.0	100.0	100.0	3.557	2.407	0.640	1.410	2.260	4.310	6.730	8.900
				Winter	Indoor	232	0.165	47.930	100.0	100.0	100.0	1.678	1.114	0.280	0.660	1.097	1.870	2.945	3.945
					Outdoor	201	0.045	0.208	32.3	7.0	65.2	0.065	0.059	0.045	0.045	0.045	0.094	0.105	0.114
					Personal	225	0.200	30.030	100.0	100.0	100.0	1.832	1.263	0.410	0.740	1.180	2.140	3.550	4.660

Appendix B: 2005 WOEAS VOC Data Summary Tables

Index #	VOC SPECIES [all concentrations in µg/m^3]	CAS #	MDL	Season	Exposure Category	Count	Min	Max	% Samples > MDL	% homes > MDL for all samples	% homes > MDL for at least 1 sample	Arithmetic Mean	Geometric Mean	5th Percentile	25th Percentile	50th Percentile / Median	75th Percentile	90th Percentile	95th Percentile
106	Chloromethane	74-87-3	0.120	Summer	Indoor	217	0.060	3.380	99.5	95.7	100.0	1.709	1.648	1.110	1.470	1.680	1.980	2.205	2.430
					Outdoor	216	0.987	1.985	100.0	100.0	100.0	1.563	1.548	1.101	1.458	1.593	1.698	1.784	1.849
					Personal	207	1.110	3.380	100.0	100.0	100.0	1.657	1.631	1.240	1.470	1.620	1.800	2.080	2.180
				Winter	Indoor	232	0.760	2.220	100.0	100.0	100.0	1.324	1.311	1.060	1.195	1.300	1.418	1.560	1.640
					Outdoor	201	0.746	1.534	100.0	100.0	100.0	1.148	1.140	0.946	1.035	1.166	1.241	1.289	1.311
					Personal	225	1.130	6.580	100.0	100.0	100.0	1.512	1.489	1.260	1.370	1.470	1.560	1.730	1.840
107	Cyclohexane	110-82-7	0.032	Summer	Indoor	217	0.016	679.747	96.8	76.5	100.0	5.427	1.080	0.140	0.670	1.165	2.063	3.810	5.050
					Outdoor	216	0.016	0.398	98.6	87.5	100.0	0.113	0.090	0.037	0.055	0.082	0.142	0.260	0.325
					Personal	207	0.170	123.440	100.0	100.0	100.0	2.803	1.142	0.320	0.640	0.990	1.720	3.030	4.020
				Winter	Indoor	232	0.088	14.713	100.0	100.0	100.0	0.781	0.453	0.125	0.212	0.353	0.900	1.569	2.480
					Outdoor	201	0.016	0.576	96.0	73.6	100.0	0.093	0.071	0.035	0.046	0.066	0.094	0.136	0.244
					Personal	225	0.016	13.800	99.1	91.8	100.0	0.788	0.499	0.150	0.260	0.440	0.820	1.360	2.190
108	Cyclohexanone	108-94-1	0.014	Summer	Indoor	217	0.007	21.847	91.7	63.6	100.0	3.196	1.598	0.007	1.500	2.423	3.855	6.800	9.697
					Outdoor	216	0.007	2.027	41.2	0.0	88.9	0.107	0.028	0.007	0.007	0.007	0.142	0.280	0.473
					Personal	206	0.007	6.300	98.1	87.2	100.0	1.161	0.817	0.250	0.500	0.820	1.450	2.430	3.210
				Winter	Indoor	232	0.007	2.805	85.8	48.4	97.9	0.565	0.266	0.007	0.196	0.393	0.760	1.380	1.740
					Outdoor	200	0.007	0.086	4.0	0.0	15.2	0.009	0.008	0.007	0.007	0.007	0.007	0.007	0.007
					Personal	225	0.007	4.170	83.1	29.6	95.7	0.458	0.186	0.007	0.140	0.330	0.580	1.030	1.460
109	Cyclohexene	110-83-8	0.066	Summer	Indoor	217	0.033	0.565	12.9	0.0	33.3	0.054	0.041	0.033	0.033	0.033	0.033	0.100	0.160
					Outdoor	216	0.033	0.093	1.4	0.0	6.7	0.034	0.033	0.033	0.033	0.033	0.033	0.033	0.033
					Personal	207	0.033	0.540	30.0	1.4	68.2	0.063	0.049	0.033	0.033	0.033	0.080	0.140	0.160
				Winter	Indoor	232	0.033	0.364	8.2	1.9	14.6	0.043	0.037	0.033	0.033	0.033	0.033	0.033	0.096
					Outdoor	201	0.033	0.033	0.0	0.0	0.0	0.033	0.033	0.033	0.033	0.033	0.033	0.033	0.033
					Personal	225	0.033	0.880	7.1	0.0	25.5	0.041	0.036	0.033	0.033	0.033	0.033	0.033	0.080
110	Cyclopentane	287-92-3	0.027	Summer	Indoor	217	0.014	26.073	99.1	91.5	100.0	2.149	0.751	0.150	0.290	0.485	1.827	6.780	11.170
					Outdoor	216	0.043	1.939	100.0	100.0	100.0	0.238	0.189	0.067	0.124	0.188	0.264	0.441	0.548
					Personal	207	0.140	17.230	100.0	100.0	100.0	2.193	1.013	0.250	0.380	0.710	1.900	5.920	8.540
				Winter	Indoor	232	0.014	8.428	99.6	95.9	100.0	0.922	0.433	0.096	0.158	0.346	1.103	2.873	3.913
					Outdoor	201	0.032	0.467	100.0	100.0	100.0	0.113	0.094	0.039	0.061	0.083	0.126	0.198	0.243
					Personal	225	0.070	5.900	100.0	100.0	100.0	0.965	0.573	0.120	0.260	0.470	1.140	2.340	3.271

Appendix B: 2005 WOEAS VOC Data Summary Tables

Index #	VOC SPECIES [all concentrations in µg/m^3]	CAS #	MDL	Season	Exposure Category	Count	Min	Max	% Samples > MDL	% homes > MDL for all samples	% homes > MDL for at least 1 sample	Arithmetic Mean	Geometric Mean	5th Percentile	25th Percentile	50th Percentile / Median	75th Percentile	90th Percentile	95th Percentile
111	Cyclopentanone	120-92-3	0.005	Summer	Indoor	217	0.002	13.407	10.1	0.0	33.3	0.199	0.004	0.002	0.002	0.002	0.002	0.253	0.640
					Outdoor	216	0.002	0.170	9.7	0.0	33.3	0.011	0.003	0.002	0.002	0.002	0.002	0.002	0.083
					Personal	206	0.002	1.140	27.2	2.9	59.1	0.080	0.008	0.002	0.002	0.002	0.150	0.270	0.380
				Winter	Indoor	232	0.002	1.653	3.4	0.0	14.6	0.013	0.003	0.002	0.002	0.002	0.002	0.002	0.002
					Outdoor	200	0.002	0.046	1.0	0.0	4.3	0.003	0.002	0.002	0.002	0.002	0.002	0.002	0.002
					Personal	225	0.002	8.370	17.3	0.0	53.2	0.066	0.005	0.002	0.002	0.002	0.002	0.130	0.200
112	Cyclopentene	142-29-0	0.067	Summer	Indoor	217	0.034	1.780	34.6	22.2	46.7	0.194	0.074	0.034	0.034	0.034	0.125	0.740	1.095
					Outdoor	216	0.034	0.088	0.9	0.0	4.4	0.034	0.034	0.034	0.034	0.034	0.034	0.034	0.034
					Personal	207	0.034	1.710	41.5	23.3	68.2	0.194	0.077	0.034	0.034	0.034	0.130	0.810	1.090
				Winter	Indoor	232	0.034	2.240	30.6	15.0	43.8	0.127	0.059	0.034	0.034	0.034	0.087	0.320	0.548
					Outdoor	201	0.034	0.034	0.0	0.0	0.0	0.034	0.034	0.034	0.034	0.034	0.034	0.034	0.034
					Personal	225	0.034	1.510	38.7	17.6	70.2	0.138	0.068	0.034	0.034	0.034	0.120	0.280	0.420
113	Decane	124-18-5	0.028	Summer	Indoor	217	0.100	252.167	100.0	100.0	100.0	8.825	2.904	0.335	1.260	2.680	6.560	14.190	36.417
					Outdoor	216	0.038	26.561	100.0	100.0	100.0	0.527	0.211	0.073	0.115	0.178	0.307	0.524	1.403
					Personal	207	0.320	398.350	100.0	100.0	100.0	10.746	3.597	0.770	1.720	2.860	7.220	18.050	33.230
				Winter	Indoor	232	0.115	90.570	100.0	100.0	100.0	3.563	1.101	0.200	0.458	0.952	1.767	5.313	15.680
					Outdoor	201	0.014	1.633	95.5	70.4	100.0	0.107	0.081	0.030	0.051	0.076	0.124	0.188	0.244
					Personal	225	0.270	113.720	100.0	100.0	100.0	3.696	1.537	0.360	0.710	1.250	2.290	5.780	10.950
114	Dibromochloromethane	124-48-1	0.167	Summer	Indoor	217	0.083	1.415	67.7	28.4	91.1	0.272	0.207	0.083	0.083	0.230	0.350	0.553	0.710
					Outdoor	216	0.083	0.361	1.9	0.0	4.4	0.088	0.086	0.083	0.083	0.083	0.083	0.083	0.083
					Personal	207	0.083	1.110	59.9	21.2	81.8	0.213	0.169	0.083	0.083	0.200	0.280	0.390	0.480
				Winter	Indoor	232	0.083	0.450	30.6	12.7	47.9	0.129	0.113	0.083	0.083	0.083	0.180	0.255	0.310
					Outdoor	201	0.083	0.083	0.0	0.0	0.0	0.083	0.083	0.083	0.083	0.083	0.083	0.083	0.083
					Personal	225	0.083	0.460	19.1	4.8	40.4	0.112	0.101	0.083	0.083	0.083	0.083	0.200	0.250
115	Dibromomethane	74-95-3	0.191	Summer	Indoor	217	0.096	0.096	0.0	0.0	0.0	0.096	0.096	0.096	0.096	0.096	0.096	0.096	0.096
					Outdoor	216	0.096	0.096	0.0	0.0	0.0	0.096	0.096	0.096	0.096	0.096	0.096	0.096	0.096
					Personal	207	0.096	0.096	0.0	0.0	0.0	0.096	0.096	0.096	0.096	0.096	0.096	0.096	0.096
				Winter	Indoor	232	0.096	0.096	0.0	0.0	0.0	0.096	0.096	0.096	0.096	0.096	0.096	0.096	0.096
					Outdoor	201	0.096	0.096	0.0	0.0	0.0	0.096	0.096	0.096	0.096	0.096	0.096	0.096	0.096
					Personal	225	0.096	0.480	0.4	0.0	2.1	0.097	0.096	0.096	0.096	0.096	0.096	0.096	0.096

Appendix B: 2005 WOEAS VOC Data Summary Tables

Index #	VOC SPECIES [all concentrations in µg/m^3]	CAS #	MDL	Season	Exposure Category	Count	Min	Max	% Samples > MDL	% homes > MDL for all samples	% homes > MDL for at least 1 sample	Arithmetic Mean	Geometric Mean	5th Percentile	25th Percentile	50th Percentile / Median	75th Percentile	90th Percentile	95th Percentile
116	Dichloromethane	75-09-2	0.089	Summer	Indoor	217	0.265	79.600	100.0	100.0	100.0	5.054	1.630	0.405	0.665	1.015	2.830	12.547	27.060
					Outdoor	216	0.199	3.970	100.0	100.0	100.0	0.449	0.395	0.237	0.296	0.355	0.474	0.656	0.994
					Personal	207	0.400	75.270	100.0	100.0	100.0	3.870	1.603	0.480	0.750	1.100	3.210	7.210	18.970
				Winter	Indoor	232	0.212	17.020	100.0	100.0	100.0	1.956	0.893	0.292	0.393	0.520	1.783	5.308	9.808
					Outdoor	201	0.181	2.740	100.0	100.0	100.0	0.343	0.315	0.193	0.243	0.291	0.383	0.529	0.577
					Personal	225	0.320	317.960	100.0	100.0	100.0	4.069	1.307	0.410	0.560	0.870	2.540	5.820	8.460
117	Dodecane	112-40-3	0.029	Summer	Indoor	217	0.015	53.210	98.6	91.5	100.0	3.592	1.870	0.280	1.135	1.980	3.385	6.547	10.465
					Outdoor	216	0.065	8.591	100.0	100.0	100.0	0.544	0.294	0.104	0.152	0.223	0.407	1.211	2.124
					Personal	207	0.680	65.710	100.0	100.0	100.0	6.372	4.324	1.320	2.540	3.980	6.170	10.510	23.080
				Winter	Indoor	232	0.015	12.000	42.7	33.3	50.0	0.860	0.108	0.015	0.015	0.015	0.913	2.180	3.267
					Outdoor	201	0.015	0.259	66.7	15.8	91.3	0.056	0.039	0.015	0.015	0.045	0.071	0.121	0.179
					Personal	225	0.210	29.290	100.0	100.0	100.0	1.740	1.161	0.380	0.670	1.130	1.630	2.640	4.341
118	Ethane	74-84-0	0.000	Summer	Indoor	217	3.883	1396.004	100.0	100.0	100.0	88.260	33.625	6.201	14.789	28.165	63.954	205.543	242.610
					Outdoor	216	0.580	27.999	100.0	100.0	100.0	3.798	3.123	1.197	2.102	2.886	4.697	7.684	9.204
					Personal	207	0.667	1246.863	100.0	100.0	100.0	91.301	32.027	5.948	13.792	23.346	63.928	205.245	534.428
				Winter	Indoor	91	6.362	1297.657	100.0	100.0	100.0	72.794	30.260	10.508	16.745	21.476	44.855	100.547	156.839
					Outdoor	126	4.107	19.992	100.0	100.0	100.0	8.356	7.963	5.509	6.326	7.859	10.078	11.870	13.520
					Personal	119	6.097	350.792	100.0	100.0	100.0	42.652	26.142	9.641	13.664	19.954	42.181	145.953	219.247
119	Ethanol	64-17-5	0.015	Summer	Indoor	217	4.070	17043.220	100.0	100.0	100.0	2139.642	1167.674	115.520	671.020	1432.630	2387.543	4100.227	8523.205
					Outdoor	216	0.320	388.383	100.0	100.0	100.0	16.197	6.860	1.482	3.915	6.227	11.150	21.543	49.054
					Personal	206	62.920	15206.640	100.0	100.0	100.0	1631.205	1077.126	262.260	660.300	1074.300	1779.660	3126.320	5758.500
				Winter	Indoor	232	44.857	7166.660	100.0	100.0	100.0	1111.634	732.728	134.800	388.612	801.058	1402.940	2053.257	3306.420
					Outdoor	200	0.007	50.002	99.5	95.7	100.0	6.117	3.880	1.001	2.279	4.176	7.408	13.922	19.037
					Personal	225	63.400	5035.240	100.0	100.0	100.0	1008.098	703.031	165.640	380.870	748.100	1146.940	1940.810	3087.520
120	Ethylacetate	141-78-6	0.006	Summer	Indoor	217	0.003	1448.000	99.5	95.7	100.0	42.070	18.307	1.817	10.560	20.795	39.447	66.930	131.233
					Outdoor	216	0.003	1.440	89.8	42.9	100.0	0.249	0.143	0.003	0.117	0.193	0.297	0.490	0.613
					Personal	206	1.030	217.430	100.0	100.0	100.0	26.934	15.535	2.760	7.510	14.760	28.470	74.190	97.560
				Winter	Indoor	232	0.003	373.623	99.6	95.9	100.0	9.616	3.734	0.600	1.787	3.347	7.107	18.053	27.833
					Outdoor	200	0.003	1.246	60.0	7.3	91.3	0.098	0.025	0.003	0.003	0.047	0.116	0.308	0.456
					Personal	225	0.267	328.720	100.0	100.0	100.0	9.619	3.743	0.780	1.780	3.090	6.320	17.570	25.614

Appendix B: 2005 WOEAS VOC Data Summary Tables

Index #	VOC SPECIES [all concentrations in µg/m^3]	CAS #	MDL	Season	Exposure Category	Count	Min	Max	% Samples > MDL	% homes > MDL for all samples	% homes > MDL for at least 1 sample	Arithmetic Mean	Geometric Mean	5th Percentile	25th Percentile	50th Percentile / Median	75th Percentile	90th Percentile	95th Percentile
121	Ethylbenzene	100-41-4	0.046	Summer	Indoor	217	0.410	912.780	100.0	100.0	100.0	15.331	4.092	0.855	1.745	2.927	7.085	23.883	39.665
					Outdoor	216	0.149	10.927	100.0	100.0	100.0	0.748	0.602	0.272	0.407	0.558	0.831	1.346	1.711
					Personal	207	0.550	391.780	100.0	100.0	100.0	10.629	3.533	1.010	1.600	2.400	5.610	18.910	27.250
				Winter	Indoor	232	0.224	609.930	100.0	100.0	100.0	7.668	1.587	0.475	0.672	1.123	2.469	5.580	11.300
					Outdoor	201	0.078	2.375	100.0	100.0	100.0	0.427	0.341	0.129	0.209	0.324	0.519	0.790	0.896
					Personal	225	0.330	565.380	100.0	100.0	100.0	8.258	1.836	0.570	0.900	1.350	2.740	5.460	9.810
122	Ethylbromide	74-96-4	0.070	Summer	Indoor	217	0.035	0.035	0.0	0.0	0.0	0.035	0.035	0.035	0.035	0.035	0.035	0.035	0.035
					Outdoor	216	0.035	0.035	0.0	0.0	0.0	0.035	0.035	0.035	0.035	0.035	0.035	0.035	0.035
					Personal	207	0.035	0.035	0.0	0.0	0.0	0.035	0.035	0.035	0.035	0.035	0.035	0.035	0.035
				Winter	Indoor	232	0.035	0.070	0.4	0.0	2.1	0.035	0.035	0.035	0.035	0.035	0.035	0.035	0.035
					Outdoor	201	0.035	0.035	0.0	0.0	0.0	0.035	0.035	0.035	0.035	0.035	0.035	0.035	0.035
					Personal	225	0.035	0.035	0.0	0.0	0.0	0.035	0.035	0.035	0.035	0.035	0.035	0.035	0.035
123	Ethylene	74-85-1	0.000	Summer	Indoor	217	0.874	133.664	100.0	100.0	100.0	5.775	3.638	1.387	2.329	3.181	4.546	11.078	16.798
					Outdoor	216	0.187	4.467	100.0	100.0	100.0	1.492	1.239	0.404	0.874	1.167	1.944	2.801	3.585
					Personal	207	1.282	120.485	100.0	100.0	100.0	5.735	3.902	1.558	2.599	3.402	4.825	10.474	16.918
				Winter	Indoor	91	0.272	72.411	100.0	100.0	100.0	5.935	3.834	1.433	2.183	3.452	6.500	11.567	23.884
					Outdoor	126	0.755	11.708	100.0	100.0	100.0	3.237	2.838	1.007	2.104	2.970	4.174	5.351	6.842
					Personal	119	1.077	66.096	100.0	100.0	100.0	6.568	4.650	1.693	2.686	3.781	6.382	10.079	13.418
124	Ethylene oxide	75-21-8	0.028	Summer	Indoor	217	0.031	2.247	100.0	100.0	100.0	0.176	0.056	0.031	0.031	0.031	0.031	0.530	1.043
					Outdoor	216	0.031	1.420	100.0	100.0	100.0	0.156	0.111	0.031	0.031	0.137	0.213	0.286	0.346
					Personal	206	0.031	2.800	100.0	100.0	100.0	0.211	0.072	0.031	0.031	0.031	0.230	0.550	1.220
				Winter	Indoor	232	0.031	1.020	100.0	100.0	100.0	0.052	0.035	0.031	0.031	0.031	0.031	0.031	0.031
					Outdoor	200	0.031	0.394	100.0	100.0	100.0	0.044	0.036	0.031	0.031	0.031	0.031	0.031	0.119
					Personal	225	0.031	0.880	100.0	100.0	100.0	0.046	0.034	0.031	0.031	0.031	0.031	0.031	0.031
125	Freon 11 (Trichlorofluoromethane)	75-69-4	0.077	Summer	Indoor	217	1.405	130.880	100.0	100.0	100.0	5.757	3.359	1.525	1.873	2.970	4.200	7.650	20.290
					Outdoor	216	1.589	2.209	100.0	100.0	100.0	1.873	1.869	1.679	1.792	1.859	1.948	2.051	2.092
					Personal	207	1.570	171.540	100.0	100.0	100.0	5.624	3.444	1.680	1.920	3.040	4.580	9.100	15.440
				Winter	Indoor	232	1.390	81.250	100.0	100.0	100.0	3.618	2.365	1.460	1.616	1.972	2.620	4.127	6.907
					Outdoor	201	1.353	2.516	100.0	100.0	100.0	1.765	1.760	1.523	1.671	1.777	1.854	1.913	1.942
					Personal	225	0.660	72.120	100.0	100.0	100.0	3.499	2.426	1.540	1.700	2.010	2.600	3.940	9.900

Appendix B: 2005 WOEAS VOC Data Summary Tables

Index #	VOC SPECIES [all concentrations in µg/m^3]	CAS #	MDL	Season	Exposure Category	Count	Min	Max	% Samples > MDL	% homes > MDL for all samples	% homes > MDL for at least 1 sample	Arithmetic Mean	Geometric Mean	5th Percentile	25th Percentile	50th Percentile / Median	75th Percentile	90th Percentile	95th Percentile
126	Freon 113 (1,1,2-Trichlorotrifluoroethane)	76-13-1	0.109	Summer	Indoor	217	0.510	5.800	100.0	100.0	100.0	0.729	0.657	0.540	0.587	0.620	0.650	0.707	1.065
					Outdoor	216	0.541	0.755	100.0	100.0	100.0	0.640	0.638	0.570	0.604	0.631	0.671	0.708	0.726
					Personal	207	0.550	4.960	100.0	100.0	100.0	0.740	0.683	0.580	0.610	0.620	0.660	0.880	1.020
				Winter	Indoor	232	0.440	1.850	100.0	100.0	100.0	0.594	0.581	0.512	0.545	0.567	0.600	0.628	0.656
					Outdoor	201	0.491	0.738	100.0	100.0	100.0	0.634	0.633	0.572	0.608	0.632	0.663	0.680	0.686
					Personal	225	0.520	2.450	100.0	100.0	100.0	0.648	0.637	0.550	0.590	0.620	0.670	0.710	0.730
127	Freon 114 (1,2-Dichlorotetrafluoroethane)	76-14-2	0.246	Summer	Indoor	217	0.123	19.110	6.9	1.9	20.0	0.265	0.137	0.123	0.123	0.123	0.123	0.123	0.315
					Outdoor	216	0.123	0.123	0.0	0.0	0.0	0.123	0.123	0.123	0.123	0.123	0.123	0.123	0.123
					Personal	207	0.123	23.280	5.8	2.0	15.9	0.297	0.137	0.123	0.123	0.123	0.123	0.123	0.250
				Winter	Indoor	232	0.123	0.123	0.0	0.0	0.0	0.123	0.123	0.123	0.123	0.123	0.123	0.123	0.123
					Outdoor	201	0.123	0.123	0.0	0.0	0.0	0.123	0.123	0.123	0.123	0.123	0.123	0.123	0.123
					Personal	225	0.123	0.580	0.9	0.0	4.3	0.126	0.124	0.123	0.123	0.123	0.123	0.123	0.123
128	Freon 12 (Dichlorodifluoromethane)	75-71-8	0.196	Summer	Indoor	217	2.250	281.970	100.0	100.0	100.0	9.946	3.409	2.350	2.550	2.710	2.953	4.505	9.040
					Outdoor	216	2.433	5.922	100.0	100.0	100.0	2.999	2.985	2.673	2.827	2.941	3.095	3.244	3.343
					Personal	207	2.420	353.820	100.0	100.0	100.0	9.574	3.733	2.500	2.670	2.800	3.270	6.490	21.070
				Winter	Indoor	232	2.035	157.330	100.0	100.0	100.0	5.138	2.827	2.253	2.384	2.480	2.601	2.753	3.010
					Outdoor	201	1.953	3.594	100.0	100.0	100.0	2.696	2.691	2.470	2.603	2.684	2.775	2.857	2.922
					Personal	225	2.270	141.680	100.0	100.0	100.0	5.669	3.332	2.470	2.580	2.757	3.050	5.710	11.010
129	Freon 22 (Chlorodifluoromethane)	75-45-6	0.177	Summer	Indoor	217	0.645	290.220	100.0	100.0	100.0	12.860	3.390	0.780	0.990	2.115	9.090	28.745	60.467
					Outdoor	216	0.667	7.416	100.0	100.0	100.0	1.142	1.055	0.751	0.860	0.955	1.180	1.597	2.114
					Personal	207	0.620	174.870	100.0	100.0	100.0	13.155	4.285	0.790	1.450	3.440	10.520	29.040	56.840
				Winter	Indoor	232	0.464	63.427	100.0	100.0	100.0	3.051	1.265	0.524	0.624	0.832	1.820	5.580	13.167
					Outdoor	201	0.515	1.846	100.0	100.0	100.0	0.670	0.661	0.541	0.584	0.650	0.707	0.779	0.858
					Personal	225	0.540	49.310	100.0	100.0	100.0	3.454	1.750	0.610	0.790	1.290	2.680	7.840	14.250
130	Heptane	142-82-5	0.150	Summer	Indoor	217	0.220	490.450	100.0	100.0	100.0	8.889	2.332	0.370	0.875	1.787	6.345	13.320	16.533
					Outdoor	216	0.075	2.876	83.8	40.6	100.0	0.316	0.243	0.075	0.179	0.248	0.338	0.619	0.792
					Personal	207	0.250	276.210	100.0	100.0	100.0	5.953	2.134	0.460	0.830	1.870	4.530	10.420	17.280
				Winter	Indoor	232	0.180	217.856	100.0	100.0	100.0	4.045	1.314	0.290	0.523	1.090	2.541	5.692	11.568
					Outdoor	201	0.075	0.775	69.2	20.0	95.7	0.230	0.181	0.075	0.075	0.185	0.301	0.442	0.552
					Personal	225	0.210	388.670	100.0	100.0	100.0	6.081	1.583	0.370	0.680	1.280	2.630	5.070	12.940

Appendix B: 2005 WOEAS VOC Data Summary Tables

Index #	VOC SPECIES [all concentrations in µg/m^3]	CAS #	MDL	Season	Exposure Category	Count	Min	Max	% Samples > MDL	% homes > MDL for all samples	% homes > MDL for at least 1 sample	Arithmetic Mean	Geometric Mean	5th Percentile	25th Percentile	50th Percentile / Median	75th Percentile	90th Percentile	95th Percentile
131	Hexachlorobutadiene	87-68-3	0.085	Summer	Indoor	217	0.042	0.042	0.0	0.0	0.0	0.042	0.042	0.042	0.042	0.042	0.042	0.042	0.042
					Outdoor	216	0.042	0.042	0.0	0.0	0.0	0.042	0.042	0.042	0.042	0.042	0.042	0.042	0.042
					Personal	207	0.042	0.042	0.0	0.0	0.0	0.042	0.042	0.042	0.042	0.042	0.042	0.042	0.042
				Winter	Indoor	232	0.042	0.042	0.0	0.0	0.0	0.042	0.042	0.042	0.042	0.042	0.042	0.042	0.042
					Outdoor	201	0.042	0.042	0.0	0.0	0.0	0.042	0.042	0.042	0.042	0.042	0.042	0.042	0.042
					Personal	225	0.042	0.042	0.0	0.0	0.0	0.042	0.042	0.042	0.042	0.042	0.042	0.042	0.042
132	Hexanal	66-25-1	0.010	Summer	Indoor	217	0.005	958.233	99.1	95.7	100.0	62.180	36.675	7.360	22.350	39.680	69.885	135.420	161.840
					Outdoor	216	0.005	31.168	99.5	95.7	100.0	2.393	1.808	0.894	1.336	1.672	2.485	3.880	6.613
					Personal	206	2.970	429.160	100.0	100.0	100.0	51.827	34.322	8.500	19.750	33.805	60.630	128.540	164.730
				Winter	Indoor	232	0.005	62.110	95.7	71.4	100.0	8.287	4.088	0.456	2.567	5.563	10.741	17.260	26.573
					Outdoor	200	0.005	2.748	43.0	3.8	76.1	0.164	0.026	0.005	0.005	0.005	0.225	0.385	0.901
					Personal	225	0.005	60.900	99.1	95.8	100.0	6.892	3.727	0.510	1.720	3.650	8.270	16.800	22.320
133	Hexane	110-54-3	0.108	Summer	Indoor	217	0.385	48.200	100.0	100.0	100.0	7.315	3.330	0.735	1.300	2.410	7.510	23.140	30.240
					Outdoor	216	0.113	11.703	100.0	100.0	100.0	0.882	0.655	0.236	0.409	0.627	0.927	1.677	2.470
					Personal	207	0.620	197.620	100.0	100.0	100.0	8.512	3.776	1.060	1.600	2.780	6.660	20.530	27.260
				Winter	Indoor	232	0.324	26.564	100.0	100.0	100.0	3.590	2.126	0.536	0.924	1.817	4.688	9.012	11.260
					Outdoor	201	0.131	23.929	100.0	100.0	100.0	1.059	0.492	0.167	0.303	0.444	0.687	1.064	1.262
					Personal	225	0.460	47.680	100.0	100.0	100.0	3.957	2.646	0.810	1.300	2.304	4.620	7.900	10.120
134	Hexylbenzene	1077-16-3	0.188	Summer	Indoor	217	0.094	0.300	2.8	0.0	11.1	0.098	0.097	0.094	0.094	0.094	0.094	0.094	0.094
					Outdoor	216	0.094	0.094	0.0	0.0	0.0	0.094	0.094	0.094	0.094	0.094	0.094	0.094	0.094
					Personal	207	0.094	0.690	30.9	10.0	50.0	0.158	0.131	0.094	0.094	0.094	0.210	0.310	0.450
				Winter	Indoor	232	0.094	0.094	0.0	0.0	0.0	0.094	0.094	0.094	0.094	0.094	0.094	0.094	0.094
					Outdoor	201	0.094	0.094	0.0	0.0	0.0	0.094	0.094	0.094	0.094	0.094	0.094	0.094	0.094
					Personal	225	0.094	0.500	15.1	3.0	46.8	0.119	0.109	0.094	0.094	0.094	0.094	0.210	0.245
135	Indan (2,3-Dihydroindene)	496-11-7	0.056	Summer	Indoor	217	0.028	12.613	96.8	83.7	100.0	0.990	0.452	0.070	0.170	0.393	1.320	2.427	3.315
					Outdoor	216	0.028	3.840	33.3	0.0	80.0	0.075	0.042	0.028	0.028	0.028	0.066	0.114	0.140
					Personal	207	0.028	10.030	99.5	95.6	100.0	0.884	0.437	0.120	0.210	0.340	0.770	2.010	4.250
				Winter	Indoor	232	0.028	1.020	94.8	74.5	100.0	0.254	0.181	0.028	0.104	0.162	0.334	0.545	0.840
					Outdoor	201	0.028	0.108	11.9	1.6	39.1	0.033	0.031	0.028	0.028	0.028	0.028	0.059	0.066
					Personal	225	0.028	9.240	99.1	91.8	100.0	0.434	0.263	0.090	0.150	0.230	0.370	0.610	1.840

Appendix B: 2005 WOEAS VOC Data Summary Tables

Index #	VOC SPECIES [all concentrations in µg/m^3]	CAS #	MDL	Season	Exposure Category	Count	Min	Max	% Samples > MDL	% homes > MDL for all samples	% homes > MDL for at least 1 sample	Arithmetic Mean	Geometric Mean	5th Percentile	25th Percentile	50th Percentile / Median	75th Percentile	90th Percentile	95th Percentile
136	Isobutane (2-Methylpropane)	75-28-5	0.138	Summer	Indoor	217	0.805	1337.817	100.0	100.0	100.0	124.040	35.078	2.900	8.697	32.090	141.910	396.600	589.193
					Outdoor	216	0.335	11.437	100.0	100.0	100.0	1.380	1.115	0.436	0.728	1.039	1.572	2.372	3.322
					Personal	207	1.410	2197.910	100.0	100.0	100.0	134.250	35.898	3.120	8.430	29.690	124.920	422.240	623.840
				Winter	Indoor	232	1.725	1442.333	100.0	100.0	100.0	63.631	18.653	3.332	6.033	15.157	38.888	122.207	337.460
					Outdoor	201	0.512	6.005	100.0	100.0	100.0	1.552	1.323	0.647	0.850	1.184	1.770	3.038	3.298
					Personal	225	1.910	1588.890	100.0	100.0	100.0	84.872	24.014	3.480	7.840	21.280	53.000	195.860	492.820
137	Isobutylacetate	110-19-0	0.007	Summer	Indoor	217	0.003	57.950	53.5	15.3	84.4	1.752	0.092	0.003	0.003	0.300	1.620	5.070	7.267
					Outdoor	216	0.003	0.290	11.1	0.0	40.0	0.019	0.005	0.003	0.003	0.003	0.003	0.067	0.138
					Personal	206	0.003	8.060	10.2	0.0	25.0	0.273	0.007	0.003	0.003	0.003	0.003	0.750	2.180
				Winter	Indoor	232	0.003	3.633	34.5	10.1	58.3	0.191	0.018	0.003	0.003	0.003	0.218	0.617	0.863
					Outdoor	200	0.003	0.268	4.0	0.0	17.4	0.007	0.004	0.003	0.003	0.003	0.003	0.003	0.003
					Personal	225	0.003	3.620	8.4	0.0	31.9	0.122	0.006	0.003	0.003	0.003	0.003	0.003	1.060
138	Isobutylalcohol	78-83-1	0.010	Summer	Indoor	217	0.011	42.820	100.0	100.0	100.0	3.013	0.516	0.011	0.011	2.240	4.550	7.483	9.430
					Outdoor	216	0.011	0.710	100.0	100.0	100.0	0.032	0.016	0.011	0.011	0.011	0.011	0.100	0.153
					Personal	206	0.011	10.980	100.0	100.0	100.0	2.450	1.273	0.011	1.210	2.035	3.420	5.080	6.660
				Winter	Indoor	232	0.011	24.300	100.0	100.0	100.0	0.849	0.090	0.011	0.011	0.011	0.868	1.457	2.280
					Outdoor	200	0.011	0.146	100.0	100.0	100.0	0.012	0.011	0.011	0.011	0.011	0.011	0.011	0.011
					Personal	225	0.011	10.570	100.0	100.0	100.0	0.825	0.345	0.011	0.250	0.480	0.900	1.293	2.160
139	Isobutylbenzene	538-93-2	0.048	Summer	Indoor	217	0.024	6.390	61.3	21.4	88.9	0.306	0.082	0.024	0.024	0.065	0.165	0.535	1.755
					Outdoor	216	0.024	1.881	3.2	0.0	11.1	0.035	0.025	0.024	0.024	0.024	0.024	0.024	0.024
					Personal	207	0.024	4.920	68.6	39.7	84.1	0.303	0.090	0.024	0.024	0.080	0.180	0.530	1.920
				Winter	Indoor	231	0.024	1.704	38.1	19.7	52.1	0.093	0.045	0.024	0.024	0.024	0.080	0.180	0.284
					Outdoor	201	0.024	0.024	0.0	0.0	0.0	0.024	0.024	0.024	0.024	0.024	0.024	0.024	0.024
					Personal	225	0.024	1.520	42.7	14.1	72.3	0.077	0.045	0.024	0.024	0.024	0.070	0.140	0.230
140	Isoprene (2-Methyl-1,3-Butadiene)	78-79-5	0.048	Summer	Indoor	217	0.300	27.440	100.0	100.0	100.0	8.304	6.685	1.530	5.020	8.120	10.507	14.130	17.830
					Outdoor	216	0.061	4.923	100.0	100.0	100.0	0.589	0.430	0.159	0.261	0.384	0.634	1.099	1.894
					Personal	207	1.280	39.600	100.0	100.0	100.0	8.667	7.375	2.200	5.230	8.220	10.440	13.250	17.640
				Winter	Indoor	232	0.444	8.820	100.0	100.0	100.0	3.290	2.852	0.760	2.083	2.871	4.184	5.580	6.567
					Outdoor	201	0.024	0.272	24.9	2.8	58.7	0.039	0.032	0.024	0.024	0.024	0.024	0.069	0.081
					Personal	225	0.910	13.070	100.0	100.0	100.0	4.859	4.514	2.450	3.660	4.560	5.620	7.020	7.960

Appendix B: 2005 WOEAS VOC Data Summary Tables

Index #	VOC SPECIES [all concentrations in µg/m^3]	CAS #	MDL	Season	Exposure Category	Count	Min	Max	% Samples > MDL	% homes > MDL for all samples	% homes > MDL for at least 1 sample	Arithmetic Mean	Geometric Mean	5th Percentile	25th Percentile	50th Percentile / Median	75th Percentile	90th Percentile	95th Percentile
141	Isopropyl Alcohol	67-63-0	0.014	Summer	Indoor	217	0.007	12309.810	99.1	91.5	100.0	4092.843	3045.597	811.230	2579.600	3942.760	5285.680	6703.697	8389.457
					Outdoor	216	0.007	60.317	77.3	13.9	100.0	2.929	0.556	0.007	0.477	1.241	2.580	5.733	10.727
					Personal	206	32.140	5567.490	100.0	100.0	100.0	2201.263	1798.226	525.140	1257.020	2057.860	2924.350	4067.270	4773.620
				Winter	Indoor	232	0.007	2980.277	98.7	92.0	100.0	63.523	20.103	1.707	8.393	17.837	57.617	126.907	192.245
					Outdoor	200	0.007	186.146	63.0	13.9	95.7	3.647	0.175	0.007	0.007	0.361	1.187	3.353	6.179
					Personal	225	1.820	7112.064	100.0	100.0	100.0	189.168	48.778	5.980	15.780	37.620	161.350	509.410	759.751
142	Isopropylacetate	108-21-4	0.016	Summer	Indoor	217	0.008	5.673	5.1	0.0	15.6	0.074	0.010	0.008	0.008	0.008	0.008	0.008	0.283
					Outdoor	216	0.008	0.126	1.4	0.0	6.7	0.009	0.008	0.008	0.008	0.008	0.008	0.008	0.008
					Personal	206	0.008	1.680	1.5	0.0	6.8	0.024	0.009	0.008	0.008	0.008	0.008	0.008	0.008
				Winter	Indoor	232	0.008	7.703	2.6	0.0	8.3	0.070	0.009	0.008	0.008	0.008	0.008	0.008	0.008
					Outdoor	200	0.008	0.008	0.0	0.0	0.0	0.008	0.008	0.008	0.008	0.008	0.008	0.008	0.008
					Personal	225	0.008	9.100	4.4	0.0	12.8	0.128	0.010	0.008	0.008	0.008	0.008	0.008	0.008
143	Isopropylbenzene	98-82-8	0.051	Summer	Indoor	217	0.026	8.590	94.5	85.4	97.8	0.564	0.239	0.026	0.110	0.220	0.470	0.980	2.395
					Outdoor	216	0.026	3.170	14.8	0.0	46.7	0.048	0.030	0.026	0.026	0.026	0.026	0.061	0.074
					Personal	207	0.026	5.240	96.6	87.2	100.0	0.413	0.221	0.060	0.110	0.190	0.400	0.890	1.370
				Winter	Indoor	232	0.026	10.020	73.7	41.5	91.7	0.209	0.089	0.026	0.026	0.080	0.180	0.310	0.528
					Outdoor	201	0.026	0.063	1.5	2.1	6.5	0.027	0.026	0.026	0.026	0.026	0.026	0.026	0.026
					Personal	225	0.026	9.880	86.7	60.3	97.9	0.234	0.110	0.026	0.070	0.100	0.170	0.250	0.370
144	Limonene	138-86-3	0.146	Summer	Indoor	217	0.073	154.235	97.2	87.5	100.0	39.288	20.519	0.980	13.255	29.135	58.435	92.105	112.120
					Outdoor	216	0.073	0.485	20.8	0.0	62.2	0.103	0.091	0.073	0.073	0.073	0.073	0.187	0.239
					Personal	207	1.080	454.820	100.0	100.0	100.0	78.553	48.447	6.530	29.590	50.900	102.460	188.350	257.880
				Winter	Indoor	232	0.073	175.413	95.3	65.5	100.0	24.082	10.741	0.350	5.704	14.627	30.524	63.767	98.700
					Outdoor	201	0.073	1.024	4.5	0.0	17.4	0.083	0.077	0.073	0.073	0.073	0.073	0.073	0.073
					Personal	225	0.360	190.670	100.0	100.0	100.0	34.554	22.153	5.110	11.010	20.990	41.360	80.740	112.380
145	m,p-Xylene	1330-20-7	0.092	Summer	Indoor	217	1.065	2342.120	100.0	100.0	100.0	44.704	11.349	2.255	3.937	8.653	20.655	75.695	118.445
					Outdoor	216	0.255	42.102	100.0	100.0	100.0	2.177	1.611	0.644	1.028	1.464	2.346	3.959	5.354
					Personal	207	1.440	1261.060	100.0	100.0	100.0	34.889	9.767	2.460	4.100	6.960	18.030	62.380	90.230
				Winter	Indoor	232	0.046	1359.310	99.6	95.9	100.0	20.307	4.115	1.120	1.687	3.030	6.807	16.140	34.840
					Outdoor	201	0.116	6.483	100.0	100.0	100.0	1.109	0.848	0.274	0.512	0.810	1.334	2.084	2.526
					Personal	225	0.830	1178.080	100.0	100.0	100.0	21.587	4.881	1.360	2.270	3.400	7.200	17.060	32.540

Appendix B: 2005 WOEAS VOC Data Summary Tables

Index #	VOC SPECIES [all concentrations in µg/m^3]	CAS #	MDL	Season	Exposure Category	Count	Min	Max	% Samples > MDL	% homes > MDL for all samples	% homes > MDL for at least 1 sample	Arithmetic Mean	Geometric Mean	5th Percentile	25th Percentile	50th Percentile / Median	75th Percentile	90th Percentile	95th Percentile
146	MAC (2-Methyl-2-propenal)	78-85-3	0.009	Summer	Indoor	217	0.004	4.180	92.2	71.2	97.8	1.231	0.761	0.004	0.720	1.170	1.617	2.350	2.580
					Outdoor	216	0.004	1.103	90.3	55.2	100.0	0.264	0.172	0.004	0.170	0.239	0.330	0.493	0.610
					Personal	206	0.004	3.690	99.5	95.6	100.0	0.854	0.743	0.380	0.550	0.775	1.050	1.430	1.610
				Winter	Indoor	232	0.004	3.540	76.3	31.0	93.8	0.302	0.114	0.004	0.115	0.266	0.400	0.647	0.797
					Outdoor	200	0.004	0.120	8.5	0.0	28.3	0.010	0.005	0.004	0.004	0.004	0.004	0.004	0.060
					Personal	225	0.004	1.560	98.7	88.0	100.0	0.395	0.333	0.180	0.230	0.340	0.500	0.660	0.930
147	MEK (Methyl Ethyl Ketone)	78-93-3	0.007	Summer	Indoor	217	0.004	1040.210	99.5	95.7	100.0	17.369	8.604	2.670	5.370	8.400	13.570	23.860	31.760
					Outdoor	216	0.450	20.380	100.0	100.0	100.0	2.187	1.766	0.800	1.212	1.687	2.303	3.374	5.527
					Personal	206	2.550	155.360	100.0	100.0	100.0	12.122	8.786	3.980	5.830	7.630	12.390	19.790	28.220
				Winter	Indoor	232	0.740	31.024	100.0	100.0	100.0	3.824	3.029	1.080	1.967	2.950	4.245	6.923	10.267
					Outdoor	200	0.230	27.690	100.0	100.0	100.0	1.271	0.943	0.414	0.586	0.865	1.249	2.170	3.495
					Personal	225	1.300	36.110	100.0	100.0	100.0	5.080	4.240	1.920	2.760	4.090	5.650	8.410	11.440
148	Methanol	67-56-1	0.016	Summer	Indoor	217	8.240	813.045	100.0	100.0	100.0	249.800	196.034	34.750	150.290	224.140	360.400	464.700	517.860
					Outdoor	216	0.802	73.453	100.0	100.0	100.0	10.061	8.614	2.766	6.765	8.825	12.342	16.467	19.643
					Personal	206	35.270	1816.850	100.0	100.0	100.0	299.503	236.536	64.080	168.490	257.595	353.140	535.000	639.080
				Winter	Indoor	232	21.473	702.787	100.0	100.0	100.0	114.407	89.216	30.593	56.027	79.633	139.145	249.643	322.293
					Outdoor	200	2.398	224.538	100.0	100.0	100.0	11.542	8.499	3.198	5.308	7.789	12.321	19.130	22.983
					Personal	225	23.180	15439.170	100.0	100.0	100.0	498.371	205.265	52.170	90.540	137.930	354.520	966.040	1482.560
149	Methyl Acetate	79-20-9	0.016	Summer	Indoor	217	0.008	32.410	91.7	63.6	100.0	3.859	2.000	0.008	2.020	3.110	5.270	8.160	9.507
					Outdoor	216	0.008	0.610	74.1	30.9	97.8	0.164	0.088	0.008	0.008	0.170	0.232	0.337	0.380
					Personal	206	0.008	10.070	98.5	91.3	100.0	3.225	2.503	0.900	1.960	2.880	4.210	6.030	7.010
				Winter	Indoor	232	0.008	4.372	90.9	63.8	97.9	0.778	0.455	0.008	0.369	0.567	1.017	1.620	2.227
					Outdoor	200	0.008	1.906	55.0	8.8	89.1	0.106	0.037	0.008	0.008	0.063	0.151	0.288	0.367
					Personal	225	0.008	4.650	97.3	80.8	100.0	0.959	0.724	0.300	0.500	0.711	1.220	1.760	2.360
150	Methylcyclohexane	108-87-2	0.032	Summer	Indoor	217	0.016	60.400	99.5	95.7	100.0	2.208	0.873	0.145	0.335	0.830	2.030	3.623	6.500
					Outdoor	216	0.016	0.429	97.2	76.5	100.0	0.119	0.099	0.042	0.070	0.092	0.149	0.248	0.280
					Personal	207	0.016	24.490	99.0	91.3	100.0	1.835	0.878	0.130	0.400	0.860	1.820	4.200	6.640
				Winter	Indoor	232	0.055	21.500	100.0	100.0	100.0	1.140	0.460	0.105	0.197	0.367	0.930	1.652	3.913
					Outdoor	201	0.016	0.255	96.5	80.4	100.0	0.089	0.077	0.038	0.053	0.072	0.111	0.148	0.184
					Personal	225	0.070	31.750	100.0	100.0	100.0	1.703	0.693	0.130	0.290	0.570	1.220	3.170	9.200

Appendix B: 2005 WOEAS VOC Data Summary Tables

Index #	VOC SPECIES [all concentrations in µg/m^3]	CAS #	MDL	Season	Exposure Category	Count	Min	Max	% Samples > MDL	% homes > MDL for all samples	% homes > MDL for at least 1 sample	Arithmetic Mean	Geometric Mean	5th Percentile	25th Percentile	50th Percentile / Median	75th Percentile	90th Percentile	95th Percentile
151	Methylcyclopentane	96-37-7	0.028	Summer	Indoor	217	0.135	36.833	100.0	100.0	100.0	3.153	1.365	0.297	0.520	0.990	3.445	9.680	13.150
					Outdoor	216	0.051	3.539	100.0	100.0	100.0	0.343	0.266	0.094	0.172	0.247	0.377	0.686	0.854
					Personal	207	0.290	46.380	100.0	100.0	100.0	3.134	1.571	0.450	0.670	1.170	2.860	9.330	12.460
				Winter	Indoor	232	0.104	14.328	100.0	100.0	100.0	1.367	0.749	0.200	0.340	0.600	1.520	3.488	4.228
					Outdoor	201	0.039	3.961	100.0	100.0	100.0	0.288	0.187	0.070	0.120	0.174	0.264	0.387	0.482
					Personal	225	0.190	9.770	100.0	100.0	100.0	1.595	1.071	0.310	0.570	0.885	1.880	3.290	4.140
152	MTBE (Methyl-t-Butyl Ether)	1634-04-4	0.033	Summer	Indoor	217	0.016	0.160	4.1	0.0	17.8	0.020	0.018	0.016	0.016	0.016	0.016	0.016	0.016
					Outdoor	216	0.016	0.016	0.0	0.0	0.0	0.016	0.016	0.016	0.016	0.016	0.016	0.016	0.016
					Personal	207	0.016	0.016	0.0	0.0	0.0	0.016	0.016	0.016	0.016	0.016	0.016	0.016	0.016
				Winter	Indoor	232	0.016	0.112	0.4	0.0	2.1	0.017	0.017	0.016	0.016	0.016	0.016	0.016	0.016
					Outdoor	201	0.016	0.070	3.5	2.0	10.9	0.018	0.017	0.016	0.016	0.016	0.016	0.016	0.016
					Personal	225	0.016	0.070	1.8	0.0	2.1	0.017	0.017	0.016	0.016	0.016	0.016	0.016	0.016
153	MIBK (Methyl isobutyl ketone)	108-10-1	0.006	Summer	Indoor	217	0.003	282.440	99.5	95.7	100.0	4.457	1.331	0.310	0.647	1.130	2.525	5.427	13.820
					Outdoor	216	0.037	3.570	100.0	100.0	100.0	0.237	0.185	0.070	0.123	0.179	0.267	0.393	0.470
					Personal	206	0.170	46.720	100.0	100.0	100.0	2.062	1.042	0.330	0.590	0.930	1.660	3.230	7.960
				Winter	Indoor	232	0.003	3.823	99.1	92.0	100.0	0.334	0.249	0.092	0.157	0.250	0.408	0.620	0.832
					Outdoor	200	0.003	0.286	88.0	48.4	100.0	0.047	0.032	0.003	0.021	0.036	0.064	0.101	0.131
					Personal	225	0.003	5.290	98.2	84.3	100.0	0.359	0.228	0.060	0.130	0.230	0.370	0.680	0.990
154	MVK (Methyl vinyl ketone)	78-94-4	0.007	Summer	Indoor	217	0.003	10.243	27.6	7.6	57.8	0.551	0.019	0.003	0.003	0.003	0.920	1.683	2.540
					Outdoor	216	0.003	1.273	38.9	0.0	84.4	0.225	0.025	0.003	0.003	0.003	0.470	0.697	0.810
					Personal	206	0.003	11.530	93.2	63.0	100.0	1.219	0.741	0.003	0.720	1.055	1.450	2.140	2.780
				Winter	Indoor	232	0.003	1.587	2.2	0.0	10.4	0.020	0.004	0.003	0.003	0.003	0.003	0.003	0.003
					Outdoor	200	0.003	0.292	1.0	0.0	4.3	0.006	0.004	0.003	0.003	0.003	0.003	0.003	0.003
					Personal	225	0.003	7.830	42.7	5.0	78.7	0.196	0.023	0.003	0.003	0.003	0.280	0.510	0.690
155	Naphthalene	91-20-3	0.041	Summer	Indoor	217	0.021	18.875	98.6	91.5	100.0	1.502	0.908	0.220	0.620	0.910	1.530	2.260	3.280
					Outdoor	216	0.056	1.136	100.0	100.0	100.0	0.278	0.238	0.092	0.171	0.239	0.337	0.505	0.604
					Personal	207	0.310	48.940	100.0	100.0	100.0	2.475	1.521	0.670	0.960	1.420	2.030	3.280	7.140
				Winter	Indoor	232	0.048	18.612	100.0	100.0	100.0	0.989	0.527	0.124	0.298	0.466	0.803	1.645	2.205
					Outdoor	201	0.021	0.728	56.7	12.0	82.6	0.061	0.044	0.021	0.021	0.051	0.083	0.131	0.170
					Personal	225	0.070	10.930	100.0	100.0	100.0	0.774	0.546	0.150	0.400	0.540	0.690	1.010	1.490

Appendix B: 2005 WOEAS VOC Data Summary Tables

Index #	VOC SPECIES [all concentrations in µg/m^3]	CAS #	MDL	Season	Exposure Category	Count	Min	Max	% Samples > MDL	% homes > MDL for all samples	% homes > MDL for at least 1 sample	Arithmetic Mean	Geometric Mean	5th Percentile	25th Percentile	50th Percentile / Median	75th Percentile	90th Percentile	95th Percentile
156	n-Butylbenzene	104-51-8	0.046	Summer	Indoor	217	0.023	23.583	87.1	58.9	97.8	0.548	0.189	0.023	0.085	0.185	0.440	0.745	1.405
					Outdoor	216	0.023	1.834	12.5	0.0	42.2	0.036	0.026	0.023	0.023	0.023	0.023	0.049	0.060
					Personal	207	0.023	16.480	98.6	95.6	100.0	0.446	0.206	0.060	0.100	0.170	0.410	0.740	1.120
				Winter	Indoor	232	0.023	2.340	72.8	50.0	87.5	0.181	0.089	0.023	0.023	0.085	0.183	0.292	0.828
					Outdoor	201	0.023	0.084	1.0	0.0	4.3	0.024	0.023	0.023	0.023	0.023	0.023	0.023	0.023
					Personal	225	0.023	2.330	92.4	64.9	100.0	0.179	0.123	0.023	0.080	0.120	0.180	0.290	0.510
157	Nonane	111-84-2	0.028	Summer	Indoor	217	0.014	166.557	99.5	95.7	100.0	5.031	1.300	0.187	0.465	1.287	2.970	7.955	12.280
					Outdoor	216	0.014	8.870	99.1	91.5	100.0	0.180	0.113	0.049	0.078	0.106	0.150	0.244	0.292
					Personal	207	0.130	155.100	100.0	100.0	100.0	4.298	1.267	0.290	0.570	1.180	2.160	6.350	9.840
				Winter	Indoor	232	0.070	33.680	100.0	100.0	100.0	1.367	0.565	0.110	0.249	0.520	0.932	2.260	4.804
					Outdoor	201	0.014	0.360	98.0	87.8	100.0	0.093	0.077	0.034	0.050	0.073	0.112	0.159	0.199
					Personal	225	0.150	36.640	100.0	100.0	100.0	1.399	0.702	0.190	0.340	0.600	1.050	2.250	3.800
158	n-Propylbenzene	103-65-1	0.048	Summer	Indoor	217	0.024	50.267	99.5	95.7	100.0	2.086	0.699	0.150	0.273	0.535	1.395	3.755	10.670
					Outdoor	216	0.024	18.617	95.4	69.8	100.0	0.242	0.109	0.049	0.076	0.101	0.149	0.241	0.295
					Personal	207	0.120	36.650	100.0	100.0	100.0	1.579	0.642	0.180	0.290	0.440	1.270	3.400	6.900
				Winter	Indoor	232	0.024	6.600	99.6	95.9	100.0	0.496	0.292	0.080	0.133	0.238	0.607	1.170	1.792
					Outdoor	201	0.024	0.248	64.7	14.3	91.3	0.068	0.054	0.024	0.024	0.057	0.090	0.126	0.148
					Personal	225	0.090	5.860	100.0	100.0	100.0	0.496	0.343	0.130	0.190	0.280	0.540	0.900	1.240
159	Octane	111-65-9	0.051	Summer	Indoor	217	0.100	34.580	100.0	100.0	100.0	2.253	1.120	0.253	0.525	0.850	2.625	4.907	6.260
					Outdoor	216	0.025	6.760	98.1	83.7	100.0	0.267	0.153	0.064	0.099	0.131	0.206	0.368	0.452
					Personal	207	0.170	23.790	100.0	100.0	100.0	1.858	0.967	0.280	0.490	0.730	1.790	4.040	7.430
				Winter	Indoor	232	0.096	4.435	100.0	100.0	100.0	0.767	0.506	0.140	0.266	0.412	1.064	1.772	2.440
					Outdoor	201	0.025	0.491	89.6	53.3	100.0	0.120	0.097	0.025	0.063	0.095	0.155	0.223	0.265
					Personal	225	0.160	4.770	100.0	100.0	100.0	0.831	0.592	0.210	0.330	0.460	0.980	1.580	2.000
160	o-Xylene	95-47-6	0.051	Summer	Indoor	217	0.345	751.120	100.0	100.0	100.0	14.316	3.609	0.773	1.470	2.687	6.015	27.043	40.780
					Outdoor	216	0.102	14.348	100.0	100.0	100.0	0.699	0.519	0.205	0.342	0.466	0.716	1.200	1.523
					Personal	207	0.490	319.570	100.0	100.0	100.0	10.034	3.129	0.880	1.290	2.200	5.470	21.340	31.660
				Winter	Indoor	232	0.184	520.500	100.0	100.0	100.0	7.123	1.414	0.420	0.572	1.031	2.336	5.313	11.195
					Outdoor	201	0.053	1.836	100.0	100.0	100.0	0.350	0.278	0.097	0.177	0.261	0.449	0.666	0.760
					Personal	225	0.300	410.970	100.0	100.0	100.0	7.138	1.650	0.470	0.810	1.210	2.260	5.190	9.650

Appendix B: 2005 WOEAS VOC Data Summary Tables

Index #	VOC SPECIES [all concentrations in µg/m^3]	CAS #	MDL	Season	Exposure Category	Count	Min	Max	% Samples > MDL	% homes > MDL for all samples	% homes > MDL for at least 1 sample	Arithmetic Mean	Geometric Mean	5th Percentile	25th Percentile	50th Percentile / Median	75th Percentile	90th Percentile	95th Percentile
161	p-Cymene (1-Methyl-4-Isopropylbenzene)	99-87-6	0.044	Summer	Indoor	217	0.022	35.735	98.6	95.7	100.0	3.432	1.734	0.170	0.930	1.740	3.895	8.565	13.720
					Outdoor	216	0.022	1.470	21.3	0.0	62.2	0.039	0.028	0.022	0.022	0.022	0.022	0.061	0.071
					Personal	207	0.022	56.670	99.5	95.6	100.0	3.602	1.731	0.270	0.970	1.640	3.330	7.330	10.410
				Winter	Indoor	232	0.022	7.975	99.1	92.0	100.0	1.020	0.685	0.156	0.391	0.656	1.219	2.367	2.956
					Outdoor	201	0.022	0.554	3.0	0.0	10.9	0.026	0.023	0.022	0.022	0.022	0.022	0.022	0.022
					Personal	225	0.022	8.200	99.1	91.8	100.0	1.061	0.735	0.230	0.430	0.650	1.190	2.280	3.100
162	Pentanal	110-62-3	0.007	Summer	Indoor	217	0.003	144.650	99.1	91.5	100.0	16.069	10.555	2.420	6.980	10.960	20.187	32.140	43.700
					Outdoor	216	0.003	7.194	99.1	91.5	100.0	1.151	0.971	0.510	0.757	0.964	1.302	1.684	2.097
					Personal	206	0.003	83.920	98.5	87.2	100.0	13.824	9.810	3.350	7.000	10.330	16.170	28.490	41.770
				Winter	Indoor	232	0.003	14.253	92.7	52.4	100.0	3.054	1.627	0.003	1.480	2.213	4.150	6.037	7.973
					Outdoor	200	0.003	2.180	45.0	6.5	78.3	0.170	0.024	0.003	0.003	0.003	0.297	0.456	0.634
					Personal	225	0.003	20.630	97.8	88.0	100.0	4.018	2.840	0.800	2.150	3.100	4.800	7.100	9.160
163	Pentane	109-66-0	0.086	Summer	Indoor	217	0.043	204.833	62.2	11.4	95.6	12.991	1.205	0.043	0.043	3.810	8.520	43.715	79.700
					Outdoor	216	0.469	18.366	100.0	100.0	100.0	2.827	2.241	0.777	1.446	2.189	3.256	5.133	7.175
					Personal	207	0.043	161.870	99.0	91.3	100.0	19.981	10.657	3.530	5.880	8.270	16.190	51.560	76.420
				Winter	Indoor	232	0.043	67.820	98.3	84.6	100.0	8.846	4.743	1.248	2.318	4.207	11.241	26.587	35.265
					Outdoor	201	0.384	4.489	100.0	100.0	100.0	1.397	1.169	0.497	0.725	1.099	1.695	2.382	2.983
					Personal	225	0.043	51.680	99.6	95.8	100.0	10.083	6.561	1.900	3.370	5.570	10.790	23.170	33.570
164	Propane	74-98-6	0.079	Summer	Indoor	217	1.920	530.260	100.0	100.0	100.0	60.084	28.485	3.983	10.800	29.443	70.070	169.107	251.700
					Outdoor	216	1.341	19.644	100.0	100.0	100.0	4.005	3.507	1.635	2.580	3.344	4.489	6.248	8.234
					Personal	207	2.670	632.150	100.0	100.0	100.0	72.627	34.900	6.210	12.490	31.460	81.090	205.130	311.020
				Winter	Indoor	232	4.175	546.385	100.0	100.0	100.0	42.852	23.193	5.920	10.147	17.507	51.587	104.280	151.332
					Outdoor	201	1.889	10.101	100.0	100.0	100.0	4.101	3.795	2.327	2.702	3.669	4.976	6.370	7.317
					Personal	225	3.990	772.680	100.0	100.0	100.0	51.343	26.967	6.140	11.500	22.460	58.150	119.750	164.130
165	Propene	115-07-1	0.095	Summer	Indoor	217	0.285	12.680	100.0	100.0	100.0	1.540	1.193	0.460	0.815	1.145	1.505	2.305	3.943
					Outdoor	216	0.169	2.165	100.0	100.0	100.0	0.526	0.470	0.253	0.335	0.448	0.602	0.889	1.131
					Personal	207	0.490	9.750	100.0	100.0	100.0	1.483	1.206	0.580	0.850	1.100	1.460	2.320	4.830
				Winter	Indoor	232	0.224	20.127	100.0	100.0	100.0	1.301	1.019	0.420	0.629	0.986	1.488	2.226	3.187
					Outdoor	201	0.129	2.109	100.0	100.0	100.0	0.565	0.485	0.204	0.335	0.450	0.680	0.920	1.055
					Personal	225	0.270	11.450	100.0	100.0	100.0	1.349	1.139	0.500	0.760	1.090	1.600	2.300	2.770

Appendix B: 2005 WOEAS VOC Data Summary Tables

Index #	VOC SPECIES [all concentrations in µg/m^3]	CAS #	MDL	Season	Exposure Category	Count	Min	Max	% Samples > MDL	% homes > MDL for all samples	% homes > MDL for at least 1 sample	Arithmetic Mean	Geometric Mean	5th Percentile	25th Percentile	50th Percentile / Median	75th Percentile	90th Percentile	95th Percentile
166	Propionaldehyde	123-38-6	0.013	Summer	Indoor	217	0.007	55.187	95.9	80.0	100.0	10.384	6.343	1.140	5.020	8.330	11.920	17.347	33.303
					Outdoor	216	0.890	9.580	100.0	100.0	100.0	2.405	2.193	1.187	1.752	2.109	2.693	3.657	4.300
					Personal	206	0.007	45.560	99.5	95.6	100.0	9.306	8.210	3.990	6.690	8.365	10.830	14.420	16.710
				Winter	Indoor	232	0.007	41.817	98.7	88.2	100.0	4.178	3.386	1.743	2.580	3.548	4.633	6.733	8.527
					Outdoor	200	0.216	3.904	100.0	100.0	100.0	1.016	0.926	0.477	0.674	0.881	1.163	1.624	2.084
					Personal	225	0.007	18.530	96.9	77.4	100.0	4.478	3.400	2.030	3.070	3.970	5.230	6.760	9.420
167	Propyl alcohol (1-Propanol)	71-23-8	0.016	Summer	Indoor	217	0.008	37.180	96.8	83.7	100.0	3.181	2.102	0.400	1.700	2.453	4.023	6.377	7.713
					Outdoor	216	0.008	0.677	52.3	1.2	93.3	0.102	0.038	0.008	0.008	0.066	0.157	0.250	0.390
					Personal	206	0.420	11.720	100.0	100.0	100.0	2.601	2.193	0.900	1.540	2.185	3.100	4.630	5.400
				Winter	Indoor	232	0.008	39.617	98.3	84.6	100.0	1.590	0.829	0.213	0.507	0.792	1.495	2.223	3.250
					Outdoor	200	0.008	0.453	58.0	13.3	84.8	0.075	0.034	0.008	0.008	0.062	0.107	0.193	0.259
					Personal	225	0.250	32.860	100.0	100.0	100.0	1.976	1.181	0.360	0.600	1.010	1.830	3.810	6.190
168	Propyne	74-99-7	0.037	Summer	Indoor	217	0.018	2.245	86.6	36.9	97.8	0.083	0.059	0.018	0.045	0.060	0.080	0.120	0.170
					Outdoor	216	0.018	0.116	52.3	2.4	93.3	0.039	0.032	0.018	0.018	0.038	0.050	0.079	0.095
					Personal	207	0.018	2.440	97.6	79.6	100.0	0.094	0.071	0.040	0.050	0.060	0.080	0.140	0.180
				Winter	Indoor	232	0.018	1.120	96.1	77.8	100.0	0.119	0.092	0.040	0.060	0.087	0.132	0.212	0.300
					Outdoor	201	0.018	0.147	75.6	25.0	95.7	0.056	0.047	0.018	0.037	0.052	0.072	0.101	0.116
					Personal	225	0.018	0.600	98.2	88.0	100.0	0.132	0.108	0.050	0.070	0.100	0.150	0.260	0.330
169	sec-Butylbenzene	135-98-8	0.047	Summer	Indoor	217	0.024	15.897	61.8	23.1	77.8	0.361	0.085	0.024	0.024	0.083	0.180	0.450	0.997
					Outdoor	216	0.024	2.401	3.2	0.0	11.1	0.037	0.025	0.024	0.024	0.024	0.024	0.024	0.024
					Personal	207	0.024	11.200	76.8	44.1	93.2	0.276	0.097	0.024	0.050	0.090	0.180	0.450	0.820
				Winter	Indoor	232	0.024	1.960	38.8	22.4	47.9	0.097	0.043	0.024	0.024	0.024	0.070	0.135	0.450
					Outdoor	201	0.024	0.047	0.5	0.0	2.2	0.024	0.024	0.024	0.024	0.024	0.024	0.024	0.024
					Personal	225	0.024	2.510	51.1	22.7	72.3	0.093	0.049	0.024	0.024	0.050	0.070	0.140	0.250
170	Styrene	100-42-5	0.048	Summer	Indoor	217	0.024	7.135	98.2	91.5	100.0	1.760	1.239	0.160	0.860	1.430	2.385	3.785	4.610
					Outdoor	216	0.024	1.412	47.2	2.3	100.0	0.062	0.043	0.024	0.024	0.024	0.068	0.117	0.145
					Personal	207	0.150	25.410	100.0	100.0	100.0	1.888	1.373	0.370	0.890	1.490	2.280	3.560	4.080
				Winter	Indoor	232	0.024	1.900	97.0	77.8	100.0	0.457	0.341	0.096	0.220	0.331	0.537	0.867	1.173
					Outdoor	201	0.024	0.268	38.3	4.9	84.8	0.046	0.038	0.024	0.024	0.024	0.064	0.093	0.106
					Personal	225	0.110	8.350	100.0	100.0	100.0	0.562	0.437	0.180	0.270	0.390	0.600	1.020	1.170

Appendix B: 2005 WOEAS VOC Data Summary Tables

Index #	VOC SPECIES [all concentrations in µg/m^3]	CAS #	MDL	Season	Exposure Category	Count	Min	Max	% Samples > MDL	% homes > MDL for all samples	% homes > MDL for at least 1 sample	Arithmetic Mean	Geometric Mean	5th Percentile	25th Percentile	50th Percentile / Median	75th Percentile	90th Percentile	95th Percentile
171	t-1,2-Dichloroethene	156-60-5	0.069	Summer	Indoor	217	0.034	0.034	0.0	0.0	0.0	0.034	0.034	0.034	0.034	0.034	0.034	0.034	0.034
					Outdoor	216	0.034	0.034	0.0	0.0	0.0	0.034	0.034	0.034	0.034	0.034	0.034	0.034	0.034
					Personal	207	0.034	0.034	0.0	0.0	0.0	0.034	0.034	0.034	0.034	0.034	0.034	0.034	0.034
				Winter	Indoor	232	0.034	0.034	0.0	0.0	0.0	0.034	0.034	0.034	0.034	0.034	0.034	0.034	0.034
					Outdoor	201	0.034	0.034	0.0	0.0	0.0	0.034	0.034	0.034	0.034	0.034	0.034	0.034	0.034
					Personal	225	0.034	0.034	0.0	0.0	0.0	0.034	0.034	0.034	0.034	0.034	0.034	0.034	0.034
172	t-1,2-Dimethylcyclohexane	6876-23-9	0.021	Summer	Indoor	217	0.010	13.123	82.9	32.4	100.0	0.688	0.152	0.010	0.067	0.185	0.400	0.895	3.305
					Outdoor	216	0.010	0.166	71.3	9.8	100.0	0.038	0.028	0.010	0.010	0.029	0.047	0.078	0.111
					Personal	207	0.010	7.480	91.8	57.1	100.0	0.495	0.212	0.010	0.140	0.210	0.380	0.730	2.860
				Winter	Indoor	232	0.010	1.620	96.1	71.4	100.0	0.172	0.097	0.024	0.052	0.080	0.180	0.347	0.636
					Outdoor	201	0.010	0.177	57.7	10.3	87.0	0.031	0.023	0.010	0.010	0.024	0.038	0.060	0.076
					Personal	225	0.010	1.200	71.1	25.7	87.2	0.133	0.058	0.010	0.010	0.070	0.150	0.360	0.500
173	t-1,3-Dichloropropene	10061-02-6	0.017	Summer	Indoor	217	0.008	0.057	0.9	0.0	2.2	0.009	0.009	0.008	0.008	0.008	0.008	0.008	0.008
					Outdoor	216	0.008	0.008	0.0	0.0	0.0	0.008	0.008	0.008	0.008	0.008	0.008	0.008	0.008
					Personal	207	0.008	0.040	0.5	0.0	2.3	0.009	0.009	0.008	0.008	0.008	0.008	0.008	0.008
				Winter	Indoor	232	0.008	0.008	0.0	0.0	0.0	0.008	0.008	0.008	0.008	0.008	0.008	0.008	0.008
					Outdoor	201	0.008	0.022	0.5	0.0	2.2	0.009	0.008	0.008	0.008	0.008	0.008	0.008	0.008
					Personal	225	0.008	0.008	0.0	0.0	0.0	0.008	0.008	0.008	0.008	0.008	0.008	0.008	0.008
174	t-1,4-Dimethylcyclohexane	2207-04-7	0.021	Summer	Indoor	217	0.011	5.137	94.0	69.8	100.0	0.280	0.097	0.011	0.043	0.075	0.185	0.385	1.330
					Outdoor	216	0.011	0.081	31.5	0.0	80.0	0.019	0.015	0.011	0.011	0.011	0.025	0.041	0.053
					Personal	207	0.011	2.990	93.7	72.5	100.0	0.190	0.086	0.011	0.040	0.080	0.150	0.320	0.970
				Winter	Indoor	232	0.011	0.753	83.6	46.2	97.9	0.085	0.051	0.011	0.028	0.047	0.105	0.172	0.292
					Outdoor	201	0.011	0.065	22.4	2.8	58.7	0.016	0.014	0.011	0.011	0.011	0.011	0.029	0.035
					Personal	225	0.011	0.660	84.4	50.8	95.7	0.088	0.053	0.011	0.030	0.050	0.100	0.170	0.230
175	t-2-Butene	624-64-6	0.047	Summer	Indoor	217	0.023	10.213	93.5	69.8	100.0	0.689	0.191	0.023	0.075	0.110	0.360	2.370	4.455
					Outdoor	216	0.023	0.761	67.6	14.1	97.8	0.081	0.059	0.023	0.023	0.062	0.093	0.147	0.230
					Personal	207	0.023	8.580	98.6	91.3	100.0	0.561	0.209	0.060	0.090	0.140	0.320	2.290	3.300
				Winter	Indoor	232	0.023	5.532	77.6	39.7	97.9	0.366	0.133	0.023	0.053	0.128	0.256	1.115	1.735
					Outdoor	201	0.023	0.206	58.2	10.0	91.3	0.064	0.050	0.023	0.023	0.053	0.083	0.119	0.151
					Personal	225	0.023	3.380	96.4	80.8	100.0	0.402	0.214	0.050	0.100	0.170	0.310	1.020	1.350

Appendix B: 2005 WOEAS VOC Data Summary Tables

Index #	VOC SPECIES [all concentrations in µg/m^3]	CAS #	MDL	Season	Exposure Category	Count	Min	Max	% Samples > MDL	% homes > MDL for all samples	% homes > MDL for at least 1 sample	Arithmetic Mean	Geometric Mean	5th Percentile	25th Percentile	50th Percentile / Median	75th Percentile	90th Percentile	95th Percentile
176	t-2-Heptene	14686-13-6	0.017	Summer	Indoor	217	0.008	1.185	44.7	24.1	60.0	0.065	0.023	0.008	0.008	0.008	0.067	0.145	0.225
					Outdoor	216	0.008	0.126	7.4	0.0	24.4	0.010	0.009	0.008	0.008	0.008	0.008	0.008	0.018
					Personal	207	0.008	0.810	14.0	3.8	25.0	0.040	0.012	0.008	0.008	0.008	0.008	0.080	0.220
				Winter	Indoor	232	0.008	0.464	35.8	18.0	50.0	0.034	0.016	0.008	0.008	0.008	0.028	0.073	0.152
					Outdoor	201	0.008	0.018	0.5	2.2	2.2	0.009	0.009	0.008	0.008	0.008	0.008	0.008	0.008
					Personal	225	0.008	0.270	15.1	3.3	34.0	0.023	0.012	0.008	0.008	0.008	0.008	0.050	0.090
177	t-2-Hexene	4050-45-7	0.038	Summer	Indoor	217	0.019	4.915	41.9	19.0	66.7	0.346	0.067	0.019	0.019	0.019	0.225	1.377	1.850
					Outdoor	216	0.019	0.172	22.2	0.0	55.6	0.031	0.025	0.019	0.019	0.019	0.019	0.066	0.093
					Personal	207	0.019	3.260	58.5	27.0	81.8	0.291	0.076	0.019	0.019	0.050	0.190	1.150	1.650
				Winter	Indoor	232	0.019	3.228	48.7	28.6	68.8	0.163	0.050	0.019	0.019	0.019	0.100	0.380	0.740
					Outdoor	201	0.019	0.069	3.5	2.0	10.9	0.021	0.020	0.019	0.019	0.019	0.019	0.019	0.019
					Personal	225	0.019	1.930	57.8	24.3	85.1	0.146	0.057	0.019	0.019	0.040	0.100	0.290	0.640
178	t-2-Octene	13389-42-9	0.041	Summer	Indoor	217	0.021	2.800	12.0	1.8	24.4	0.072	0.027	0.021	0.021	0.021	0.021	0.090	0.180
					Outdoor	216	0.021	0.021	0.0	0.0	0.0	0.021	0.021	0.021	0.021	0.021	0.021	0.021	0.021
					Personal	207	0.021	2.320	14.0	1.7	38.6	0.109	0.031	0.021	0.021	0.021	0.021	0.150	0.540
				Winter	Indoor	232	0.021	2.890	17.7	8.5	33.3	0.053	0.028	0.021	0.021	0.021	0.021	0.085	0.160
					Outdoor	201	0.021	0.021	0.0	0.0	0.0	0.021	0.021	0.021	0.021	0.021	0.021	0.021	0.021
					Personal	225	0.021	0.550	8.9	0.0	27.7	0.039	0.025	0.021	0.021	0.021	0.021	0.021	0.160
179	t-2-Pentene	646-04-8	0.022	Summer	Indoor	217	0.011	16.280	93.1	57.9	100.0	1.821	0.375	0.011	0.130	0.240	0.830	7.663	10.975
					Outdoor	216	0.011	0.907	98.6	87.5	100.0	0.143	0.101	0.031	0.056	0.094	0.166	0.302	0.435
					Personal	207	0.011	13.110	96.1	72.5	100.0	1.456	0.397	0.090	0.150	0.270	0.770	6.730	8.750
				Winter	Indoor	232	0.011	13.136	99.6	95.9	100.0	0.734	0.213	0.040	0.065	0.152	0.438	2.240	4.065
					Outdoor	201	0.011	0.234	87.6	43.8	100.0	0.064	0.049	0.011	0.031	0.047	0.082	0.115	0.154
					Personal	225	0.011	8.230	99.1	91.8	100.0	0.771	0.287	0.050	0.110	0.220	0.540	1.810	3.580
180	t-3-Heptene	14686-14-7	0.040	Summer	Indoor	217	0.020	1.155	27.2	8.8	37.8	0.062	0.033	0.020	0.020	0.020	0.055	0.130	0.210
					Outdoor	216	0.020	0.093	0.5	0.0	2.2	0.020	0.020	0.020	0.020	0.020	0.020	0.020	0.020
					Personal	207	0.020	0.730	4.3	0.0	13.6	0.032	0.022	0.020	0.020	0.020	0.020	0.020	0.020
				Winter	Indoor	232	0.020	1.124	17.7	9.1	25.0	0.045	0.027	0.020	0.020	0.020	0.020	0.080	0.148
					Outdoor	201	0.020	0.020	0.0	0.0	0.0	0.020	0.020	0.020	0.020	0.020	0.020	0.020	0.020
					Personal	225	0.020	1.630	8.0	5.8	17.0	0.036	0.024	0.020	0.020	0.020	0.020	0.020	0.080

Appendix B: 2005 WOEAS VOC Data Summary Tables

Index #	VOC SPECIES [all concentrations in µg/m^3]	CAS #	MDL	Season	Exposure Category	Count	Min	Max	% Samples > MDL	% homes > MDL for all samples	% homes > MDL for at least 1 sample	Arithmetic Mean	Geometric Mean	5th Percentile	25th Percentile	50th Percentile / Median	75th Percentile	90th Percentile	95th Percentile
181	t-3-Methyl-2-Pentene	616-12-6	0.038	Summer	Indoor	217	0.019	2.135	33.2	20.4	44.4	0.155	0.047	0.019	0.019	0.019	0.145	0.535	0.827
					Outdoor	216	0.019	0.069	4.6	0.0	15.6	0.021	0.020	0.019	0.019	0.019	0.019	0.019	0.019
					Personal	207	0.019	1.770	28.0	8.2	50.0	0.133	0.039	0.019	0.019	0.019	0.060	0.550	0.820
				Winter	Indoor	232	0.019	1.668	31.5	14.1	52.1	0.087	0.035	0.019	0.019	0.019	0.060	0.173	0.348
					Outdoor	201	0.019	0.019	0.0	0.0	0.0	0.019	0.019	0.019	0.019	0.019	0.019	0.019	0.019
					Personal	225	0.019	1.160	18.7	4.8	40.4	0.074	0.029	0.019	0.019	0.019	0.019	0.093	0.300
182	t-4-Methyl-2-Pentene	674-76-0	0.038	Summer	Indoor	217	0.019	0.500	8.3	1.9	20.0	0.030	0.022	0.019	0.019	0.019	0.019	0.019	0.080
					Outdoor	216	0.019	0.019	0.0	0.0	0.0	0.019	0.019	0.019	0.019	0.019	0.019	0.019	0.019
					Personal	207	0.019	0.040	0.5	0.0	2.3	0.019	0.019	0.019	0.019	0.019	0.019	0.019	0.019
				Winter	Indoor	232	0.019	0.260	7.3	1.8	18.8	0.027	0.022	0.019	0.019	0.019	0.019	0.019	0.072
					Outdoor	201	0.019	0.019	0.0	0.0	0.0	0.019	0.019	0.019	0.019	0.019	0.019	0.019	0.019
					Personal	225	0.019	0.360	2.7	0.0	6.4	0.027	0.021	0.019	0.019	0.019	0.019	0.019	0.019
183	tert-Butylbenzene	98-06-6	0.058	Summer	Indoor	217	0.029	19.683	10.1	0.0	35.6	0.240	0.040	0.029	0.029	0.029	0.029	0.100	0.630
					Outdoor	216	0.029	0.080	0.5	0.0	2.2	0.029	0.029	0.029	0.029	0.029	0.029	0.029	0.029
					Personal	207	0.029	26.520	68.1	19.7	93.2	0.747	0.203	0.029	0.029	0.250	0.530	1.230	2.620
				Winter	Indoor	232	0.029	2.830	8.2	3.6	18.8	0.061	0.035	0.029	0.029	0.029	0.029	0.029	0.193
					Outdoor	201	0.029	0.157	1.0	0.0	4.3	0.030	0.030	0.029	0.029	0.029	0.029	0.029	0.029
					Personal	225	0.029	7.400	37.8	6.3	78.7	0.220	0.068	0.029	0.029	0.029	0.130	0.430	0.720
184	Tetrachloroethene	127-18-4	0.120	Summer	Indoor	217	0.060	56.915	98.2	87.5	100.0	2.473	0.853	0.205	0.340	0.560	1.610	7.975	11.183
					Outdoor	216	0.060	1.522	88.4	42.9	100.0	0.289	0.231	0.060	0.153	0.239	0.370	0.548	0.637
					Personal	207	0.140	143.840	100.0	100.0	100.0	3.015	0.995	0.260	0.390	0.670	1.750	7.720	9.060
				Winter	Indoor	232	0.060	12.345	90.9	65.5	100.0	1.242	0.431	0.060	0.193	0.300	0.750	3.080	7.340
					Outdoor	201	0.060	1.021	71.1	21.3	97.8	0.210	0.158	0.060	0.060	0.164	0.244	0.383	0.465
					Personal	225	0.060	56.000	97.3	84.3	100.0	1.674	0.584	0.150	0.270	0.400	0.940	3.000	6.760
185	Toluene	108-88-3	0.092	Summer	Indoor	217	2.745	1466.280	100.0	100.0	100.0	55.318	31.033	9.230	15.095	23.500	52.895	125.300	160.867
					Outdoor	216	0.904	36.556	100.0	100.0	100.0	6.064	4.698	1.846	2.962	4.281	7.146	12.933	17.016
					Personal	207	4.500	508.970	100.0	100.0	100.0	42.251	26.376	8.170	13.540	20.750	49.420	106.600	135.670
				Winter	Indoor	232	2.200	145.636	100.0	100.0	100.0	18.227	11.453	3.490	6.162	8.397	22.336	35.932	79.248
					Outdoor	201	0.594	64.690	100.0	100.0	100.0	4.233	2.431	0.805	1.355	2.049	3.800	5.768	6.647
					Personal	225	2.860	168.380	100.0	100.0	100.0	20.891	13.816	4.280	6.770	11.220	23.690	38.090	80.250

Appendix B: 2005 WOEAS VOC Data Summary Tables

Index #	VOC SPECIES [all concentrations in µg/m^3]	CAS #	MDL	Season	Exposure Category	Count	Min	Max	% Samples > MDL	% homes > MDL for all samples	% homes > MDL for at least 1 sample	Arithmetic Mean	Geometric Mean	5th Percentile	25th Percentile	50th Percentile / Median	75th Percentile	90th Percentile	95th Percentile
186	Trichloroethene	79-01-6	0.190	Summer	Indoor	217	0.095	5.790	73.7	41.7	88.9	0.440	0.287	0.095	0.095	0.290	0.470	0.937	1.450
					Outdoor	216	0.095	4.150	23.6	2.9	55.6	0.169	0.126	0.095	0.095	0.095	0.095	0.303	0.399
					Personal	207	0.095	1.630	76.3	44.1	93.2	0.367	0.274	0.095	0.200	0.280	0.450	0.800	1.180
				Winter	Indoor	232	0.095	3.547	44.0	20.9	68.8	0.266	0.171	0.095	0.095	0.095	0.282	0.393	0.553
					Outdoor	201	0.095	4.098	15.4	8.3	41.3	0.234	0.133	0.095	0.095	0.095	0.095	0.254	0.383
					Personal	225	0.095	285.010	73.8	36.8	97.9	2.038	0.359	0.095	0.095	0.290	0.570	1.780	2.990
187	Undecane	1120-21-4	0.029	Summer	Indoor	217	0.014	82.293	99.1	95.7	100.0	5.767	2.470	0.310	1.180	2.520	5.845	10.880	33.667
					Outdoor	216	0.047	7.254	100.0	100.0	100.0	0.295	0.199	0.086	0.131	0.178	0.272	0.402	0.587
					Personal	207	0.380	841.500	100.0	100.0	100.0	13.371	3.932	0.920	1.970	3.030	6.980	17.770	34.010
				Winter	Indoor	232	0.060	33.440	100.0	100.0	100.0	2.760	1.359	0.332	0.675	1.117	2.187	6.713	13.084
					Outdoor	201	0.014	1.181	89.6	48.4	100.0	0.096	0.070	0.014	0.043	0.069	0.117	0.162	0.215
					Personal	225	0.290	36.790	100.0	100.0	100.0	3.028	1.710	0.470	0.780	1.570	2.540	6.620	11.050
188	Vinylchloride (Chloroethene)	75-01-4	0.048	Summer	Indoor	217	0.024	0.185	5.5	4.3	6.7	0.029	0.026	0.024	0.024	0.024	0.024	0.024	0.060
					Outdoor	216	0.024	0.024	0.0	0.0	0.0	0.024	0.024	0.024	0.024	0.024	0.024	0.024	0.024
					Personal	207	0.024	0.160	5.8	4.3	9.1	0.027	0.026	0.024	0.024	0.024	0.024	0.024	0.060
				Winter	Indoor	232	0.024	0.024	0.0	0.0	0.0	0.024	0.024	0.024	0.024	0.024	0.024	0.024	0.024
					Outdoor	201	0.024	0.024	0.0	0.0	0.0	0.024	0.024	0.024	0.024	0.024	0.024	0.024	0.024
					Personal	225	0.024	0.024	0.0	0.0	0.0	0.024	0.024	0.024	0.024	0.024	0.024	0.024	0.024

Appendix C: 2006 WOEAS VOC Data Summary Tables

Index #	VOC SPECIES [all concentrations in µg/m^3]	CAS #	MDL	Season	Exposure Category	Count	Min	Max	% Samples > MDL	% homes > MDL for all samples	% homes > MDL for at least 1 sample	Arithmetic Mean	Geometric Mean	5th Percentile	25th Percentile	50th Percentile / Median	75th Percentile	90th Percentile	95th Percentile
1	1,1,1-Trichloroethane	71-55-6	0.071	Summer	Indoor	211	0.035	56.510	99.5	95.7	100.0	1.627	0.267	0.080	0.097	0.123	0.683	1.515	2.330
					Outdoor	214	0.035	0.469	99.1	91.5	100.0	0.094	0.091	0.076	0.084	0.089	0.095	0.105	0.116
				Winter	Indoor	224	0.075	4.897	100.0	100.0	100.0	0.319	0.180	0.083	0.093	0.107	0.316	0.645	0.987
					Outdoor	214	0.071	0.237	100.0	100.0	100.0	0.099	0.098	0.083	0.093	0.098	0.103	0.109	0.114
2	1,1,2,2-Tetrachloroethane	79-34-5	0.142	Summer	Indoor	211	0.071	0.330	3.8	0.0	8.7	0.077	0.074	0.071	0.071	0.071	0.071	0.071	0.071
					Outdoor	214	0.071	0.071	0.0	0.0	0.0	0.071	0.071	0.071	0.071	0.071	0.071	0.071	0.071
				Winter	Indoor	224	0.071	0.263	0.4	0.0	2.1	0.072	0.072	0.071	0.071	0.071	0.071	0.071	0.071
					Outdoor	214	0.071	0.071	0.0	0.0	0.0	0.071	0.071	0.071	0.071	0.071	0.071	0.071	0.071
3	1,1,2-Trichloroethane	79-00-5	0.099	Summer	Indoor	211	0.049	0.120	0.9	0.0	4.3	0.050	0.050	0.049	0.049	0.049	0.049	0.049	0.049
					Outdoor	214	0.049	0.049	0.0	0.0	0.0	0.049	0.049	0.049	0.049	0.049	0.049	0.049	0.049
				Winter	Indoor	224	0.049	0.049	0.0	0.0	0.0	0.049	0.049	0.049	0.049	0.049	0.049	0.049	0.049
					Outdoor	214	0.049	0.049	0.0	0.0	0.0	0.049	0.049	0.049	0.049	0.049	0.049	0.049	0.049
4	1,1-Dichloroethane	75-34-3	0.064	Summer	Indoor	211	0.032	0.507	2.8	2.1	4.3	0.038	0.034	0.032	0.032	0.032	0.032	0.032	0.032
					Outdoor	214	0.032	0.032	0.0	0.0	0.0	0.032	0.032	0.032	0.032	0.032	0.032	0.032	0.032
				Winter	Indoor	224	0.032	0.117	0.9	0.0	4.3	0.032	0.032	0.032	0.032	0.032	0.032	0.032	0.032
					Outdoor	214	0.032	0.032	0.0	0.0	0.0	0.032	0.032	0.032	0.032	0.032	0.032	0.032	0.032
5	1,1-Dichloroethene	75-35-4	0.046	Summer	Indoor	211	0.023	0.103	4.3	2.0	10.9	0.025	0.024	0.023	0.023	0.023	0.023	0.023	0.023
					Outdoor	214	0.023	0.023	0.0	0.0	0.0	0.023	0.023	0.023	0.023	0.023	0.023	0.023	0.023
				Winter	Indoor	224	0.023	0.463	1.3	0.0	4.3	0.025	0.024	0.023	0.023	0.023	0.023	0.023	0.023
					Outdoor	214	0.023	0.023	0.0	0.0	0.0	0.023	0.023	0.023	0.023	0.023	0.023	0.023	0.023
6	1,2,3-Trimethylbenzene	526-73-8	0.037	Summer	Indoor	211	0.018	20.760	98.1	91.7	100.0	2.676	1.193	0.230	0.490	0.973	2.957	8.723	13.020
					Outdoor	214	0.018	0.964	99.5	95.7	100.0	0.176	0.140	0.052	0.089	0.139	0.198	0.319	0.509
				Winter	Indoor	224	0.018	8.263	95.1	74.1	100.0	0.771	0.428	0.053	0.222	0.460	0.917	1.835	2.573
					Outdoor	214	0.018	0.334	80.8	23.7	100.0	0.071	0.057	0.018	0.041	0.058	0.095	0.143	0.173
7	1,2,4-Trichlorobenzene	120-82-1	0.166	Summer	Indoor	208	0.083	0.083	0.0	0.0	0.0	0.083	0.083	0.083	0.083	0.083	0.083	0.083	0.083
					Outdoor	214	0.083	0.083	0.0	0.0	0.0	0.083	0.083	0.083	0.083	0.083	0.083	0.083	0.083
				Winter	Indoor	224	0.083	0.170	0.4	0.0	2.1	0.083	0.083	0.083	0.083	0.083	0.083	0.083	0.083
					Outdoor	214	0.083	0.083	0.0	0.0	0.0	0.083	0.083	0.083	0.083	0.083	0.083	0.083	0.083

Appendix C: 2006 WOEAS VOC Data Summary Tables

Index #	VOC SPECIES [all concentrations in µg/m^3]	CAS #	MDL	Season	Exposure Category	Count	Min	Max	% Samples > MDL	% homes > MDL for all samples	% homes > MDL for at least 1 sample	Arithmetic Mean	Geometric Mean	5th Percentile	25th Percentile	50th Percentile / Median	75th Percentile	90th Percentile	95th Percentile
8	1,2,4-Trimethylbenzene	95-63-6	0.063	Summer	Indoor	211	0.527	83.783	100.0	100.0	100.0	7.727	3.586	0.820	1.482	2.477	7.467	21.737	33.467
					Outdoor	214	0.119	6.844	100.0	100.0	100.0	0.841	0.649	0.225	0.408	0.671	0.964	1.542	2.595
				Winter	Indoor	224	0.293	16.010	100.0	100.0	100.0	2.332	1.506	0.427	0.725	1.475	2.875	6.797	8.293
					Outdoor	214	0.031	2.755	95.3	67.9	100.0	0.325	0.247	0.068	0.169	0.242	0.429	0.641	0.817
9	EDB (1,2-Dibromoethane)	106-93-4	0.150	Summer	Indoor	211	0.075	0.075	0.0	0.0	0.0	0.075	0.075	0.075	0.075	0.075	0.075	0.075	0.075
					Outdoor	214	0.075	0.075	0.0	0.0	0.0	0.075	0.075	0.075	0.075	0.075	0.075	0.075	0.075
				Winter	Indoor	224	0.075	0.075	0.0	0.0	0.0	0.075	0.075	0.075	0.075	0.075	0.075	0.075	0.075
					Outdoor	214	0.075	0.075	0.0	0.0	0.0	0.075	0.075	0.075	0.075	0.075	0.075	0.075	0.075
10	1,2-Dichlorobenzene	95-50-1	0.101	Summer	Indoor	211	0.051	0.390	1.9	2.2	2.2	0.057	0.053	0.051	0.051	0.051	0.051	0.051	0.051
					Outdoor	214	0.051	0.051	0.0	0.0	0.0	0.051	0.051	0.051	0.051	0.051	0.051	0.051	0.051
				Winter	Indoor	224	0.051	0.377	4.9	4.2	6.4	0.059	0.054	0.051	0.051	0.051	0.051	0.051	0.051
					Outdoor	214	0.051	0.051	0.0	0.0	0.0	0.051	0.051	0.051	0.051	0.051	0.051	0.051	0.051
11	1,2-Dichloroethane	107-06-2	0.068	Summer	Indoor	211	0.034	6.153	85.3	74.0	89.1	0.651	0.265	0.034	0.117	0.243	0.620	1.690	3.133
					Outdoor	214	0.034	1.033	3.7	2.1	6.7	0.053	0.037	0.034	0.034	0.034	0.034	0.034	0.034
				Winter	Indoor	224	0.034	4.300	67.4	43.1	76.6	0.219	0.105	0.034	0.034	0.090	0.208	0.510	0.683
					Outdoor	214	0.034	0.077	0.5	0.0	2.1	0.034	0.034	0.034	0.034	0.034	0.034	0.034	0.034
12	1,2-Dichloropropane	78-87-5	0.096	Summer	Indoor	211	0.048	0.887	9.5	6.1	13.0	0.071	0.055	0.048	0.048	0.048	0.048	0.048	0.197
					Outdoor	214	0.048	0.048	0.0	0.0	0.0	0.048	0.048	0.048	0.048	0.048	0.048	0.048	0.048
				Winter	Indoor	224	0.048	0.497	2.7	2.1	4.3	0.057	0.050	0.048	0.048	0.048	0.048	0.048	0.048
					Outdoor	214	0.048	0.048	0.0	0.0	0.0	0.048	0.048	0.048	0.048	0.048	0.048	0.048	0.048
13	1,2-Diethylbenzene	135-01-3	0.037	Summer	Indoor	211	0.019	3.310	87.7	53.3	100.0	0.335	0.174	0.019	0.077	0.193	0.417	0.753	1.320
					Outdoor	214	0.019	0.048	2.8	0.0	13.3	0.019	0.019	0.019	0.019	0.019	0.019	0.019	0.019
				Winter	Indoor	224	0.019	1.143	69.2	31.3	87.2	0.106	0.064	0.019	0.019	0.070	0.140	0.233	0.323
					Outdoor	214	0.019	0.019	0.0	0.0	0.0	0.019	0.019	0.019	0.019	0.019	0.019	0.019	0.019
14	1,3,5-Trimethylbenzene	108-67-8	0.037	Summer	Indoor	211	0.130	22.357	100.0	100.0	100.0	2.208	1.006	0.217	0.403	0.723	2.193	6.180	9.980
					Outdoor	214	0.019	1.790	99.5	95.7	100.0	0.223	0.169	0.058	0.100	0.167	0.264	0.402	0.697
				Winter	Indoor	224	0.087	4.050	100.0	100.0	100.0	0.643	0.419	0.117	0.210	0.416	0.763	1.790	2.333
					Outdoor	214	0.019	0.652	85.0	34.3	100.0	0.094	0.072	0.019	0.053	0.072	0.126	0.189	0.226

Appendix C: 2006 WOEAS VOC Data Summary Tables

Index #	VOC SPECIES [all concentrations in µg/m^3]	CAS #	MDL	Season	Exposure Category	Count	Min	Max	% Samples > MDL	% homes > MDL for all samples	% homes > MDL for at least 1 sample	Arithmetic Mean	Geometric Mean	5th Percentile	25th Percentile	50th Percentile / Median	75th Percentile	90th Percentile	95th Percentile
15	1,3-Butadiene	106-99-0	0.043	Summer	Indoor	211	0.021	0.893	92.9	70.4	100.0	0.119	0.092	0.021	0.063	0.087	0.140	0.217	0.310
					Outdoor	213	0.021	0.195	56.8	2.3	97.8	0.051	0.042	0.021	0.021	0.048	0.067	0.098	0.113
				Winter	Indoor	224	0.021	1.033	93.3	66.1	97.9	0.134	0.102	0.021	0.070	0.103	0.140	0.213	0.320
					Outdoor	213	0.021	0.180	59.2	5.7	97.9	0.052	0.043	0.021	0.021	0.049	0.071	0.101	0.112
16	1,3-Dichlorobenzene	541-73-1	0.100	Summer	Indoor	211	0.050	0.827	0.5	0.0	2.2	0.053	0.050	0.050	0.050	0.050	0.050	0.050	0.050
					Outdoor	214	0.050	0.050	0.0	0.0	0.0	0.050	0.050	0.050	0.050	0.050	0.050	0.050	0.050
				Winter	Indoor	224	0.050	0.050	0.0	0.0	0.0	0.050	0.050	0.050	0.050	0.050	0.050	0.050	0.050
					Outdoor	214	0.050	0.050	0.0	0.0	0.0	0.050	0.050	0.050	0.050	0.050	0.050	0.050	0.050
17	1,3-Diethylbenzene	141-93-5	0.036	Summer	Indoor	211	0.018	3.627	98.6	87.8	100.0	0.472	0.219	0.047	0.083	0.193	0.550	1.350	2.303
					Outdoor	214	0.018	0.149	41.1	1.2	86.7	0.036	0.029	0.018	0.018	0.018	0.048	0.074	0.100
				Winter	Indoor	224	0.018	1.927	86.6	55.9	95.7	0.153	0.090	0.018	0.048	0.083	0.183	0.373	0.500
					Outdoor	214	0.018	0.054	6.5	0.0	23.4	0.020	0.019	0.018	0.018	0.018	0.018	0.018	0.040
18	1,4-Dichlorobenzene	106-46-7	0.042	Summer	Indoor	211	0.043	14.450	100.0	100.0	100.0	0.909	0.386	0.097	0.170	0.327	0.700	1.407	5.323
					Outdoor	214	0.021	0.354	79.0	23.3	100.0	0.095	0.071	0.021	0.046	0.071	0.130	0.202	0.245
				Winter	Indoor	224	0.021	3.630	97.8	84.3	100.0	0.330	0.175	0.057	0.097	0.143	0.290	0.553	1.483
					Outdoor	214	0.021	0.237	42.5	3.8	76.6	0.041	0.034	0.021	0.021	0.021	0.055	0.079	0.103
19	1,4-Dichlorobutane	110-56-5	0.076	Summer	Indoor	211	0.038	0.038	0.0	0.0	0.0	0.038	0.038	0.038	0.038	0.038	0.038	0.038	0.038
					Outdoor	214	0.038	1.731	73.8	23.6	97.8	0.145	0.102	0.038	0.038	0.108	0.163	0.258	0.334
				Winter	Indoor	224	0.038	0.038	0.0	0.0	0.0	0.038	0.038	0.038	0.038	0.038	0.038	0.038	0.038
					Outdoor	214	0.038	0.422	2.8	0.0	12.8	0.043	0.040	0.038	0.038	0.038	0.038	0.038	0.038
20	1,4-Diethylbenzene	105-05-5	0.079	Summer	Indoor	211	0.040	14.203	55.9	8.9	87.0	1.013	0.231	0.040	0.040	0.220	1.023	2.550	4.040
					Outdoor	214	0.040	0.555	73.8	12.5	100.0	0.139	0.109	0.040	0.040	0.121	0.173	0.271	0.338
				Winter	Indoor	224	0.040	5.723	58.5	9.9	89.4	0.483	0.166	0.040	0.040	0.162	0.520	1.420	2.173
					Outdoor	214	0.040	0.198	27.1	0.0	55.3	0.059	0.052	0.040	0.040	0.040	0.081	0.119	0.145
21	1-Butanol (Butyl alcohol)	71-36-3	0.010	Summer	Indoor	211	0.515	36.290	100.0	100.0	100.0	6.025	4.412	1.300	2.905	4.270	7.390	12.640	19.050
					Outdoor	214	0.005	1.982	98.6	87.5	100.0	0.327	0.267	0.124	0.200	0.270	0.382	0.576	0.758
				Winter	Indoor	224	0.005	17.645	99.1	95.8	100.0	1.880	1.289	0.375	0.850	1.373	2.273	3.620	5.435
					Outdoor	215	0.005	1.072	92.6	54.1	100.0	0.119	0.083	0.005	0.062	0.094	0.152	0.228	0.296

Appendix C: 2006 WOEAS VOC Data Summary Tables

Index #	VOC SPECIES [all concentrations in µg/m^3]	CAS #	MDL	Season	Exposure Category	Count	Min	Max	% Samples > MDL	% homes > MDL for all samples	% homes > MDL for at least 1 sample	Arithmetic Mean	Geometric Mean	5th Percentile	25th Percentile	50th Percentile / Median	75th Percentile	90th Percentile	95th Percentile
22	1-Butene / 2-Methylpropene	106-98-9 / 115-11-7	0.147	Summer	Indoor	211	0.207	18.067	100.0	100.0	100.0	2.048	1.489	0.483	0.893	1.567	2.077	3.370	5.327
					Outdoor	213	0.074	0.742	92.0	47.5	100.0	0.290	0.260	0.074	0.204	0.276	0.350	0.472	0.538
				Winter	Indoor	224	0.263	10.633	100.0	100.0	100.0	1.118	0.890	0.383	0.625	0.883	1.222	1.637	2.230
					Outdoor	213	0.074	0.653	81.7	25.3	100.0	0.229	0.200	0.074	0.161	0.211	0.294	0.397	0.445
23	1-Butyne	107-00-6	0.056	Summer	Indoor	211	0.028	0.028	0.0	0.0	0.0	0.028	0.028	0.028	0.028	0.028	0.028	0.028	0.028
					Outdoor	213	0.028	0.028	0.0	0.0	0.0	0.028	0.028	0.028	0.028	0.028	0.028	0.028	0.028
				Winter	Indoor	224	0.028	0.028	0.0	0.0	0.0	0.028	0.028	0.028	0.028	0.028	0.028	0.028	0.028
					Outdoor	213	0.028	0.028	0.0	0.0	0.0	0.028	0.028	0.028	0.028	0.028	0.028	0.028	0.028
24	1-Decene	872-05-9	0.032	Summer	Indoor	211	0.016	24.977	25.6	1.3	73.9	0.775	0.037	0.016	0.016	0.016	0.033	0.487	2.300
					Outdoor	214	0.016	0.190	14.5	3.2	42.2	0.022	0.019	0.016	0.016	0.016	0.016	0.040	0.053
				Winter	Indoor	224	0.016	5.720	15.6	0.0	48.9	0.093	0.021	0.016	0.016	0.016	0.016	0.057	0.087
					Outdoor	214	0.016	1.490	4.2	0.0	14.9	0.029	0.017	0.016	0.016	0.016	0.016	0.016	0.016
25	1-Heptene	592-76-7	0.028	Summer	Indoor	211	0.014	9.530	20.4	0.0	63.0	0.293	0.031	0.014	0.014	0.014	0.014	0.620	1.480
					Outdoor	214	0.014	0.339	4.2	0.0	17.8	0.020	0.015	0.014	0.014	0.014	0.014	0.014	0.014
				Winter	Indoor	224	0.014	51.443	11.2	0.0	34.0	0.448	0.021	0.014	0.014	0.014	0.014	0.103	0.617
					Outdoor	214	0.014	0.061	1.4	0.0	6.4	0.015	0.014	0.014	0.014	0.014	0.014	0.014	0.014
26	1-Hexene / 2-Methyl-1-Pentene	592-41-6 / 763-29-1	0.079	Summer	Indoor	211	0.040	14.963	98.1	84.0	100.0	0.713	0.331	0.107	0.193	0.273	0.437	1.183	3.263
					Outdoor	214	0.040	0.253	29.9	0.0	75.6	0.063	0.054	0.040	0.040	0.040	0.085	0.119	0.152
				Winter	Indoor	224	0.040	1.230	80.4	39.4	95.7	0.172	0.122	0.040	0.087	0.123	0.187	0.267	0.603
					Outdoor	214	0.040	0.090	1.4	0.0	6.4	0.040	0.040	0.040	0.040	0.040	0.040	0.040	0.040
27	1-Methylcyclohexene	591-49-1	0.043	Summer	Indoor	211	0.021	2.813	13.7	10.4	15.2	0.085	0.030	0.021	0.021	0.021	0.021	0.117	0.360
					Outdoor	214	0.021	0.021	0.0	0.0	0.0	0.021	0.021	0.021	0.021	0.021	0.021	0.021	0.021
				Winter	Indoor	224	0.021	0.185	4.5	4.3	4.3	0.026	0.023	0.021	0.021	0.021	0.021	0.021	0.021
					Outdoor	214	0.021	0.021	0.0	0.0	0.0	0.021	0.021	0.021	0.021	0.021	0.021	0.021	0.021
28	1-Methylcyclopentene	693-89-0	0.046	Summer	Indoor	211	0.023	17.537	26.5	16.4	39.1	0.532	0.052	0.023	0.023	0.023	0.060	0.940	3.250
					Outdoor	214	0.023	0.146	6.5	0.0	22.2	0.027	0.025	0.023	0.023	0.023	0.023	0.023	0.057
				Winter	Indoor	224	0.023	1.840	20.1	8.6	34.0	0.090	0.034	0.023	0.023	0.023	0.023	0.147	0.323
					Outdoor	214	0.023	0.023	0.0	0.0	0.0	0.023	0.023	0.023	0.023	0.023	0.023	0.023	0.023

Appendix C: 2006 WOEAS VOC Data Summary Tables

Index #	VOC SPECIES [all concentrations in µg/m^3]	CAS #	MDL	Season	Exposure Category	Count	Min	Max	% Samples > MDL	% homes > MDL for all samples	% homes > MDL for at least 1 sample	Arithmetic Mean	Geometric Mean	5th Percentile	25th Percentile	50th Percentile / Median	75th Percentile	90th Percentile	95th Percentile
29	1-Nonene	124-11-8	0.037	Summer	Indoor	211	0.018	14.437	85.8	52.5	95.7	0.736	0.204	0.018	0.097	0.187	0.477	1.267	4.120
					Outdoor	214	0.018	0.302	68.7	11.1	100.0	0.055	0.043	0.018	0.018	0.045	0.068	0.096	0.145
				Winter	Indoor	224	0.018	1.933	41.1	5.0	78.7	0.101	0.041	0.018	0.018	0.018	0.088	0.245	0.437
					Outdoor	214	0.018	0.092	19.2	0.0	53.2	0.024	0.022	0.018	0.018	0.018	0.018	0.043	0.054
30	1-Octene	111-66-0	0.027	Summer	Indoor	211	0.014	1.493	90.0	61.4	100.0	0.203	0.131	0.014	0.083	0.137	0.243	0.380	0.580
					Outdoor	214	0.014	0.320	68.7	15.4	100.0	0.046	0.034	0.014	0.014	0.034	0.054	0.085	0.136
				Winter	Indoor	224	0.014	0.353	75.9	31.0	97.9	0.075	0.053	0.014	0.030	0.063	0.102	0.163	0.183
					Outdoor	214	0.014	0.094	17.3	0.0	51.1	0.019	0.017	0.014	0.014	0.014	0.014	0.035	0.049
31	1-Pentene	109-67-1	0.060	Summer	Indoor	211	0.077	13.143	100.0	100.0	100.0	0.689	0.304	0.120	0.170	0.227	0.360	1.290	3.410
					Outdoor	214	0.030	0.272	60.3	5.9	100.0	0.069	0.058	0.030	0.030	0.067	0.088	0.120	0.146
				Winter	Indoor	224	0.030	1.330	92.9	59.3	100.0	0.182	0.127	0.030	0.084	0.123	0.182	0.277	0.873
					Outdoor	213	0.030	0.111	6.6	0.0	23.4	0.033	0.032	0.030	0.030	0.030	0.030	0.030	0.062
32	1-Undecene	821-95-4	0.122	Summer	Indoor	211	0.061	23.770	25.6	4.3	56.5	0.424	0.110	0.061	0.061	0.061	0.130	0.673	1.627
					Outdoor	214	0.061	0.279	1.4	0.0	6.7	0.064	0.062	0.061	0.061	0.061	0.061	0.061	0.061
				Winter	Indoor	224	0.061	6.550	6.7	0.0	17.0	0.154	0.073	0.061	0.061	0.061	0.061	0.061	0.360
					Outdoor	214	0.061	0.165	0.5	0.0	2.1	0.062	0.061	0.061	0.061	0.061	0.061	0.061	0.061
33	2,2,3-Trimethylbutane	464-06-2	0.016	Summer	Indoor	211	0.008	1.430	46.4	23.3	60.9	0.055	0.019	0.008	0.008	0.008	0.030	0.183	0.257
					Outdoor	214	0.008	0.045	52.3	5.0	86.7	0.016	0.014	0.008	0.008	0.016	0.021	0.028	0.032
				Winter	Indoor	224	0.008	38.840	34.4	13.8	57.4	0.203	0.013	0.008	0.008	0.008	0.020	0.043	0.057
					Outdoor	214	0.008	0.060	2.3	0.0	10.6	0.008	0.008	0.008	0.008	0.008	0.008	0.008	0.008
34	2,2,4-Trimethylpentane	540-84-1	0.036	Summer	Indoor	211	0.018	6.160	96.2	84.0	100.0	0.859	0.531	0.170	0.330	0.513	0.830	1.990	3.580
					Outdoor	214	0.050	0.901	100.0	100.0	100.0	0.247	0.211	0.074	0.140	0.222	0.307	0.450	0.516
				Winter	Indoor	224	0.018	5.017	73.2	30.4	91.5	0.423	0.168	0.018	0.018	0.255	0.422	1.027	1.657
					Outdoor	214	0.037	1.597	100.0	100.0	100.0	0.166	0.141	0.067	0.096	0.139	0.205	0.276	0.342
35	2,2,5-Trimethylhexane	3522-94-9	0.012	Summer	Indoor	211	0.006	29.150	85.8	41.5	100.0	0.396	0.072	0.006	0.037	0.067	0.150	0.460	0.590
					Outdoor	214	0.006	0.062	77.6	15.4	100.0	0.021	0.017	0.006	0.013	0.018	0.028	0.036	0.046
				Winter	Indoor	224	0.006	28.323	85.3	40.3	100.0	0.358	0.050	0.006	0.020	0.043	0.097	0.257	0.587
					Outdoor	214	0.006	0.047	53.3	2.2	95.7	0.013	0.011	0.006	0.006	0.013	0.017	0.023	0.025

Appendix C: 2006 WOEAS VOC Data Summary Tables

Index #	VOC SPECIES [all concentrations in µg/m^3]	CAS #	MDL	Season	Exposure Category	Count	Min	Max	% Samples > MDL	% homes > MDL for all samples	% homes > MDL for at least 1 sample	Arithmetic Mean	Geometric Mean	5th Percentile	25th Percentile	50th Percentile / Median	75th Percentile	90th Percentile	95th Percentile
36	2,2-Dimethylbutane	75-83-2	0.069	Summer	Indoor	211	0.035	48.570	99.5	95.7	100.0	2.678	0.513	0.107	0.190	0.327	0.903	8.520	16.820
					Outdoor	214	0.035	0.662	84.1	23.3	100.0	0.145	0.117	0.035	0.091	0.127	0.178	0.257	0.343
				Winter	Indoor	224	0.035	3.673	94.2	64.9	100.0	0.328	0.193	0.035	0.107	0.163	0.272	0.910	1.223
					Outdoor	214	0.035	0.270	23.8		66.0	0.049	0.043	0.035	0.035	0.035	0.035	0.084	0.107
37	2,2-Dimethylhexane	590-73-8	0.030	Summer	Indoor	211	0.015	2.285	16.6	0.0	47.8	0.097	0.024	0.015	0.015	0.015	0.015	0.177	0.603
					Outdoor	214	0.015	2.382	3.7	0.0	13.3	0.029	0.016	0.015	0.015	0.015	0.015	0.015	0.015
				Winter	Indoor	224	0.015	12.990	6.3	0.0	21.3	0.142	0.018	0.015	0.015	0.015	0.015	0.015	0.047
					Outdoor	214	0.015	0.015	0.0	0.0	0.0	0.015	0.015	0.015	0.015	0.015	0.015	0.015	0.015
38	2,2-Dimethylpentane	590-35-2	0.025	Summer	Indoor	211	0.013	3.327	86.3	41.5	100.0	0.239	0.082	0.013	0.038	0.067	0.140	0.703	1.500
					Outdoor	214	0.013	0.096	43.9	1.2	93.3	0.025	0.021	0.013	0.013	0.013	0.034	0.052	0.062
				Winter	Indoor	224	0.013	100.677	74.6	35.8	93.6	0.557	0.047	0.013	0.013	0.043	0.086	0.205	0.247
					Outdoor	214	0.013	0.424	7.5	0.0	25.5	0.016	0.014	0.013	0.013	0.013	0.013	0.013	0.034
39	2,2-Dimethylpropane	463-82-1	0.065	Summer	Indoor	211	0.032	14.063	61.1	23.9	80.4	0.523	0.121	0.032	0.032	0.093	0.297	1.000	2.003
					Outdoor	213	0.032	0.032	0.0	0.0	0.0	0.032	0.032	0.032	0.032	0.032	0.032	0.032	0.032
				Winter	Indoor	224	0.032	6.937	45.5	15.7	72.3	0.255	0.079	0.032	0.032	0.032	0.158	0.497	1.140
					Outdoor	213	0.032	0.032	0.0	0.0	0.0	0.032	0.032	0.032	0.032	0.032	0.032	0.032	0.032
40	2,3,4-Trimethylpentane	565-75-3	0.018	Summer	Indoor	211	0.037	445.170	100.0	100.0	100.0	4.763	0.386	0.090	0.150	0.250	0.663	2.020	5.477
					Outdoor	214	0.009	0.277	99.5	95.7	100.0	0.086	0.072	0.026	0.047	0.076	0.106	0.153	0.191
				Winter	Indoor	224	0.009	46.343	98.2	88.0	100.0	1.364	0.226	0.060	0.105	0.160	0.375	1.193	3.997
					Outdoor	214	0.009	0.509	97.7	80.8	100.0	0.063	0.053	0.024	0.037	0.053	0.077	0.109	0.127
41	2,3-Dimethylbutane	79-29-8	0.012	Summer	Indoor	211	0.006	39.057	99.1	91.7	100.0	2.239	0.615	0.167	0.287	0.390	0.957	7.023	16.343
					Outdoor	214	0.051	1.050	100.0	100.0	100.0	0.238	0.193	0.069	0.123	0.193	0.267	0.468	0.564
				Winter	Indoor	224	0.006	4.463	97.3	77.4	100.0	0.514	0.258	0.075	0.142	0.220	0.387	1.453	2.470
					Outdoor	214	0.006	0.679	99.5	95.8	100.0	0.093	0.077	0.033	0.051	0.073	0.109	0.165	0.214
42	2,3-Dimethylpentane	565-59-3	0.042	Summer	Indoor	211	0.073	15.537	100.0	100.0	100.0	1.165	0.546	0.133	0.237	0.383	1.197	3.230	4.963
					Outdoor	214	0.021	0.585	98.6	87.5	100.0	0.157	0.133	0.054	0.087	0.133	0.196	0.282	0.355
				Winter	Indoor	224	0.070	149.127	100.0	100.0	100.0	2.170	0.384	0.100	0.176	0.272	0.705	1.667	2.240
					Outdoor	214	0.021	0.484	95.3	67.9	100.0	0.098	0.085	0.042	0.063	0.085	0.116	0.167	0.208

Appendix C: 2006 WOEAS VOC Data Summary Tables

Index #	VOC SPECIES [all concentrations in µg/m^3]	CAS #	MDL	Season	Exposure Category	Count	Min	Max	% Samples > MDL	% homes > MDL for all samples	% homes > MDL for at least 1 sample	Arithmetic Mean	Geometric Mean	5th Percentile	25th Percentile	50th Percentile / Median	75th Percentile	90th Percentile	95th Percentile
43	2,4-Dimethylhexane	589-43-5	0.042	Summer	Indoor	211	0.021	69.340	99.1	91.7	100.0	1.006	0.278	0.063	0.113	0.203	0.627	1.500	2.213
					Outdoor	214	0.021	0.250	60.3	3.4	100.0	0.055	0.044	0.021	0.021	0.049	0.072	0.113	0.132
				Winter	Indoor	224	0.021	24.553	95.1	70.9	100.0	0.513	0.155	0.043	0.073	0.120	0.278	0.660	1.427
					Outdoor	214	0.021	0.262	24.3	0.0	63.8	0.031	0.027	0.021	0.021	0.021	0.021	0.057	0.072
44	2,4-Dimethylpentane	108-08-7	0.022	Summer	Indoor	211	0.011	10.770	92.4	53.3	100.0	0.659	0.250	0.011	0.153	0.207	0.360	1.650	3.700
					Outdoor	214	0.023	0.385	100.0	100.0	100.0	0.091	0.077	0.030	0.053	0.080	0.112	0.170	0.204
				Winter	Indoor	224	0.011	142.197	73.2	27.0	100.0	0.901	0.101	0.011	0.011	0.130	0.262	0.550	0.840
					Outdoor	214	0.011	0.638	87.4	40.3	100.0	0.046	0.036	0.011	0.025	0.037	0.055	0.075	0.098
45	2,5-Dimethylhexane	592-13-2	0.018	Summer	Indoor	211	0.023	73.690	100.0	100.0	100.0	0.907	0.204	0.047	0.077	0.147	0.433	1.107	1.983
					Outdoor	214	0.009	0.163	88.3	36.4	100.0	0.045	0.037	0.009	0.024	0.041	0.056	0.082	0.105
				Winter	Indoor	224	0.009	16.023	99.1	95.8	100.0	0.404	0.125	0.035	0.057	0.097	0.208	0.560	1.057
					Outdoor	214	0.009	0.161	68.7	13.4	97.9	0.026	0.021	0.009	0.009	0.024	0.035	0.047	0.057
46	2-Butanol	78-92-2	0.006	Summer	Indoor	211	0.003	1.440	96.2	76.9	100.0	0.216	0.158	0.050	0.125	0.175	0.245	0.410	0.490
					Outdoor	214	0.003	0.164	99.5	95.7	100.0	0.047	0.043	0.022	0.034	0.042	0.058	0.070	0.078
				Winter	Indoor	224	0.003	0.690	86.6	49.2	100.0	0.071	0.042	0.003	0.035	0.055	0.083	0.120	0.165
					Outdoor	215	0.003	0.094	84.7	30.6	100.0	0.013	0.010	0.003	0.008	0.010	0.016	0.022	0.026
47	2-Butenal (Crotonaldehdye)	123-73-9	0.021	Summer	Indoor	211	0.011	1.930	3.8	0.0	17.4	0.059	0.013	0.011	0.011	0.011	0.011	0.011	0.011
					Outdoor	214	0.011	3.220	1.9	0.0	8.9	0.032	0.011	0.011	0.011	0.011	0.011	0.011	0.011
				Winter	Indoor	224	0.011	0.705	3.1	0.0	14.9	0.026	0.012	0.011	0.011	0.011	0.011	0.011	0.011
					Outdoor	215	0.011	0.011	0.0	0.0	0.0	0.011	0.011	0.011	0.011	0.011	0.011	0.011	0.011
48	2-Ethyl-1-Butene	760-21-4	0.026	Summer	Indoor	211	0.013	3.730	39.8	9.3	78.3	0.141	0.031	0.013	0.013	0.013	0.050	0.310	0.833
					Outdoor	214	0.013	0.042	1.4	0.0	4.4	0.014	0.013	0.013	0.013	0.013	0.013	0.013	0.013
				Winter	Indoor	224	0.013	0.293	14.7	1.6	31.9	0.025	0.017	0.013	0.013	0.013	0.013	0.040	0.100
					Outdoor	214	0.013	0.013	0.0	0.0	0.0	0.013	0.013	0.013	0.013	0.013	0.013	0.013	0.013
49	2-Ethyltoluene	611-14-3	0.037	Summer	Indoor	211	0.127	18.203	100.0	100.0	100.0	1.706	0.787	0.203	0.335	0.560	1.583	4.957	8.117
					Outdoor	214	0.018	1.430	99.5	95.7	100.0	0.188	0.147	0.055	0.089	0.150	0.220	0.340	0.570
				Winter	Indoor	224	0.067	3.153	100.0	100.0	100.0	0.491	0.325	0.100	0.168	0.318	0.542	1.360	1.747
					Outdoor	214	0.018	0.515	86.4	38.2	100.0	0.081	0.066	0.018	0.049	0.066	0.108	0.154	0.188

Appendix C: 2006 WOEAS VOC Data Summary Tables

Index #	VOC SPECIES [all concentrations in µg/m^3]	CAS #	MDL	Season	Exposure Category	Count	Min	Max	% Samples > MDL	% homes > MDL for all samples	% homes > MDL for at least 1 sample	Arithmetic Mean	Geometric Mean	5th Percentile	25th Percentile	50th Percentile / Median	75th Percentile	90th Percentile	95th Percentile
50	2-Methyl-1-Butene	563-46-2	0.022	Summer	Indoor	211	0.040	36.750	100.0	100.0	100.0	1.417	0.215	0.057	0.090	0.133	0.240	3.113	9.663
					Outdoor	214	0.011	0.388	97.7	80.0	100.0	0.106	0.085	0.030	0.057	0.082	0.128	0.213	0.287
				Winter	Indoor	224	0.011	2.320	87.5	66.1	97.9	0.161	0.069	0.011	0.043	0.068	0.112	0.167	0.620
					Outdoor	213	0.011	0.401	80.8	28.8	100.0	0.045	0.035	0.011	0.025	0.036	0.056	0.073	0.096
51	2-Methyl-2-Butene	513-35-9	0.012	Summer	Indoor	211	0.033	100.840	100.0	100.0	100.0	3.799	0.310	0.063	0.097	0.157	0.413	8.177	26.533
					Outdoor	214	0.020	0.862	100.0	100.0	100.0	0.120	0.087	0.030	0.055	0.083	0.123	0.230	0.430
				Winter	Indoor	224	0.006	9.230	93.8	77.4	100.0	0.462	0.122	0.006	0.063	0.108	0.200	0.530	3.230
					Outdoor	214	0.006	0.322	93.9	64.9	100.0	0.046	0.034	0.006	0.022	0.032	0.058	0.089	0.127
52	2-Methylbutanal (Isovaleraldehyde)	96-17-3	0.006	Summer	Indoor	211	0.003	27.920	96.2	84.0	100.0	1.834	1.154	0.310	0.830	1.415	2.035	2.940	4.020
					Outdoor	214	0.003	0.722	99.1	91.5	100.0	0.217	0.193	0.116	0.158	0.192	0.244	0.346	0.436
				Winter	Indoor	224	0.003	4.825	96.9	77.4	100.0	0.635	0.479	0.195	0.370	0.563	0.805	1.125	1.290
					Outdoor	215	0.003	0.330	86.0	38.2	100.0	0.073	0.048	0.003	0.046	0.064	0.092	0.138	0.170
53	2-Methylbutane	78-78-4	0.057	Summer	Indoor	211	2.763	538.687	100.0	100.0	100.0	48.308	20.491	4.857	9.150	15.460	39.177	106.553	294.557
					Outdoor	214	0.589	16.471	100.0	100.0	100.0	4.173	3.411	1.146	2.179	3.396	5.044	7.902	9.875
				Winter	Indoor	224	1.423	171.257	100.0	100.0	100.0	13.612	8.099	2.070	4.253	7.407	13.498	34.757	43.433
					Outdoor	213	0.280	8.646	100.0	100.0	100.0	1.991	1.669	0.693	1.077	1.604	2.479	3.556	4.509
54	2-Methylfuran	534-22-5	0.008	Summer	Indoor	211	0.050	1.410	100.0	100.0	100.0	0.333	0.270	0.075	0.195	0.300	0.390	0.580	0.880
					Outdoor	214	0.004	0.292	89.3	38.5	100.0	0.026	0.020	0.004	0.018	0.022	0.030	0.040	0.048
				Winter	Indoor	224	0.004	0.515	98.7	88.0	100.0	0.128	0.104	0.040	0.075	0.100	0.158	0.255	0.315
					Outdoor	215	0.004	0.096	78.6	24.0	97.9	0.019	0.014	0.004	0.008	0.014	0.024	0.040	0.056
55	2-Methylheptane	592-27-8	0.031	Summer	Indoor	211	0.043	16.513	100.0	100.0	100.0	1.093	0.455	0.100	0.177	0.360	0.860	3.253	4.780
					Outdoor	214	0.032	0.553	100.0	100.0	100.0	0.128	0.110	0.049	0.073	0.111	0.151	0.227	0.286
				Winter	Indoor	224	0.016	4.917	97.8	91.8	100.0	0.374	0.222	0.057	0.110	0.203	0.402	0.903	1.320
					Outdoor	214	0.016	0.395	86.4	38.2	100.0	0.063	0.052	0.016	0.038	0.054	0.077	0.109	0.135
56	2-Methylhexane	591-76-4	0.023	Summer	Indoor	211	0.123	61.123	100.0	100.0	100.0	3.510	1.378	0.287	0.547	0.957	3.453	7.695	15.800
					Outdoor	214	0.078	1.552	100.0	100.0	100.0	0.362	0.303	0.118	0.193	0.293	0.455	0.725	0.835
				Winter	Indoor	224	0.125	486.353	100.0	100.0	100.0	6.296	0.894	0.210	0.370	0.667	1.760	3.905	5.413
					Outdoor	214	0.028	1.326	100.0	100.0	100.0	0.225	0.195	0.087	0.141	0.191	0.266	0.382	0.471

Appendix C: 2006 WOEAS VOC Data Summary Tables

Index #	VOC SPECIES [all concentrations in µg/m^3]	CAS #	MDL	Season	Exposure Category	Count	Min	Max	% Samples > MDL	% homes > MDL for all samples	% homes > MDL for at least 1 sample	Arithmetic Mean	Geometric Mean	5th Percentile	25th Percentile	50th Percentile / Median	75th Percentile	90th Percentile	95th Percentile
57	2-Methylpentane	107-83-5	0.050	Summer	Indoor	211	0.025	212.533	99.5	95.7	100.0	11.915	3.138	0.747	1.310	1.963	4.183	33.583	84.493
					Outdoor	214	0.237	6.504	100.0	100.0	100.0	1.259	0.993	0.316	0.628	0.985	1.374	2.594	3.217
				Winter	Indoor	224	0.267	26.360	100.0	100.0	100.0	2.943	1.540	0.473	0.772	1.198	2.297	10.757	13.920
					Outdoor	214	0.065	8.501	100.0	100.0	100.0	0.487	0.363	0.137	0.212	0.326	0.537	0.829	1.258
58	2-Methyl-Propanal (Isobutylaldehyde)	78-84-2	0.008	Summer	Indoor	211	0.004	55.850	99.5	95.7	100.0	3.055	2.037	0.600	1.280	2.185	3.215	5.450	7.325
					Outdoor	214	0.118	4.256	100.0	100.0	100.0	0.617	0.513	0.210	0.338	0.485	0.764	1.048	1.286
				Winter	Indoor	224	0.004	5.015	97.8	80.8	100.0	1.023	0.695	0.115	0.468	0.823	1.353	1.995	2.375
					Outdoor	215	0.004	1.064	97.7	80.8	100.0	0.199	0.130	0.018	0.078	0.144	0.252	0.396	0.554
59	2-Pentanone	107-87-9	0.003	Summer	Indoor	211	0.315	40.475	100.0	100.0	100.0	3.627	2.199	0.650	1.150	1.920	3.565	7.605	12.770
					Outdoor	214	0.114	2.280	100.0	100.0	100.0	0.529	0.478	0.240	0.364	0.475	0.594	0.820	1.046
				Winter	Indoor	224	0.002	180.735	97.8	80.8	100.0	3.118	0.979	0.335	0.603	0.913	1.783	3.545	4.600
					Outdoor	215	0.002	1.130	98.6	88.0	100.0	0.260	0.224	0.108	0.178	0.238	0.314	0.400	0.488
60	3,6-Dimethyloctane	15869-94-0	0.012	Summer	Indoor	211	0.006	4.933	66.8	20.3	93.5	0.426	0.089	0.006	0.006	0.157	0.390	1.487	2.200
					Outdoor	214	0.006	0.109	48.1	2.3	95.6	0.013	0.011	0.006	0.006	0.006	0.016	0.027	0.036
				Winter	Indoor	224	0.006	1.313	50.4	11.8	80.9	0.118	0.027	0.006	0.006	0.013	0.122	0.380	0.623
					Outdoor	214	0.006	0.020	3.3	0.0	14.9	0.006	0.006	0.006	0.006	0.006	0.006	0.006	0.006
61	3-Ethyltoluene	620-14-4	0.030	Summer	Indoor	211	0.257	49.227	100.0	100.0	100.0	3.786	1.648	0.413	0.704	1.150	3.187	10.067	16.970
					Outdoor	214	0.067	3.354	100.0	100.0	100.0	0.456	0.349	0.121	0.206	0.348	0.532	0.866	1.403
				Winter	Indoor	224	0.153	14.300	100.0	100.0	100.0	1.139	0.709	0.217	0.360	0.683	1.082	3.273	4.090
					Outdoor	214	0.015	1.167	97.7	80.8	100.0	0.189	0.151	0.049	0.108	0.146	0.253	0.366	0.451
62	3-Methyl-1-Butene	563-45-1	0.026	Summer	Indoor	200	0.013	4.180	91.5	53.3	100.0	0.197	0.064	0.013	0.033	0.047	0.085	0.418	1.200
					Outdoor	213	0.013	0.285	23.5	1.4	64.4	0.022	0.017	0.013	0.013	0.013	0.013	0.038	0.047
				Winter	Indoor	224	0.013	0.363	51.8	19.4	83.0	0.040	0.025	0.013	0.013	0.027	0.038	0.060	0.150
					Outdoor	213	0.013	0.057	9.4	0.0	34.0	0.015	0.014	0.013	0.013	0.013	0.013	0.013	0.030
63	3-Methyl-1-Pentene	760-20-3	0.025	Summer	Indoor	211	0.012	2.210	21.3	12.7	34.8	0.082	0.021	0.012	0.012	0.012	0.012	0.180	0.500
					Outdoor	214	0.012	0.034	2.3	0.0	8.9	0.013	0.013	0.012	0.012	0.012	0.012	0.012	0.012
				Winter	Indoor	224	0.012	0.197	8.5	3.9	12.8	0.018	0.014	0.012	0.012	0.012	0.012	0.012	0.047
					Outdoor	214	0.012	0.012	0.0	0.0	0.0	0.012	0.012	0.012	0.012	0.012	0.012	0.012	0.012

Appendix C: 2006 WOEAS VOC Data Summary Tables

Index #	VOC SPECIES [all concentrations in µg/m^3]	CAS #	MDL	Season	Exposure Category	Count	Min	Max	% Samples > MDL	% homes > MDL for all samples	% homes > MDL for at least 1 sample	Arithmetic Mean	Geometric Mean	5th Percentile	25th Percentile	50th Percentile / Median	75th Percentile	90th Percentile	95th Percentile
64	3-Methylheptane	589-81-1	0.018	Summer	Indoor	211	0.043	18.870	100.0	100.0	100.0	1.072	0.408	0.097	0.167	0.303	0.707	3.383	4.907
					Outdoor	214	0.023	0.443	100.0	100.0	100.0	0.120	0.099	0.037	0.063	0.100	0.138	0.223	0.289
				Winter	Indoor	224	0.009	2.530	99.6	95.8	100.0	0.330	0.215	0.070	0.110	0.198	0.368	0.800	1.277
					Outdoor	214	0.009	0.453	98.1	88.0	100.0	0.066	0.056	0.025	0.039	0.054	0.080	0.119	0.149
65	3-Methylhexane	589-34-4	0.039	Summer	Indoor	211	0.020	59.130	90.0	48.4	100.0	3.858	1.186	0.020	0.593	1.120	4.155	9.283	16.340
					Outdoor	214	0.095	2.084	100.0	100.0	100.0	0.422	0.355	0.140	0.226	0.348	0.522	0.755	0.968
				Winter	Indoor	224	0.020	398.507	85.3	47.6	97.9	6.730	0.700	0.020	0.357	0.742	2.288	4.957	7.330
					Outdoor	214	0.020	1.459	99.5	95.8	100.0	0.239	0.205	0.094	0.144	0.203	0.281	0.406	0.534
66	3-Methylpentane	96-14-0	0.061	Summer	Indoor	211	0.287	134.707	100.0	100.0	100.0	7.276	2.150	0.553	0.897	1.350	3.023	20.620	48.073
					Outdoor	214	0.153	5.718	100.0	100.0	100.0	0.856	0.672	0.250	0.436	0.657	0.963	1.599	2.150
				Winter	Indoor	224	0.157	12.150	100.0	100.0	100.0	1.722	0.989	0.297	0.495	0.797	1.470	6.010	7.450
					Outdoor	214	0.031	12.667	99.5	95.8	100.0	0.439	0.320	0.127	0.208	0.310	0.437	0.737	0.911
67	4-Ethyltoluene	622-96-8	0.018	Summer	Indoor	211	0.127	26.353	100.0	100.0	100.0	1.963	0.851	0.220	0.367	0.590	1.580	4.997	9.630
					Outdoor	214	0.036	1.594	100.0	100.0	100.0	0.231	0.181	0.065	0.109	0.184	0.278	0.433	0.676
				Winter	Indoor	224	0.080	6.150	100.0	100.0	100.0	0.576	0.360	0.110	0.182	0.340	0.547	1.657	2.097
					Outdoor	214	0.009	0.572	97.2	77.4	100.0	0.092	0.074	0.026	0.053	0.073	0.123	0.175	0.228
68	4-Methyl-1-Pentene	691-37-2	0.090	Summer	Indoor	211	0.045	1.517	11.4	8.3	13.0	0.085	0.055	0.045	0.045	0.045	0.045	0.127	0.287
					Outdoor	214	0.045	0.045	0.0	0.0	0.0	0.045	0.045	0.045	0.045	0.045	0.045	0.045	0.045
				Winter	Indoor	224	0.045	0.123	0.9	0.0	4.3	0.045	0.045	0.045	0.045	0.045	0.045	0.045	0.045
					Outdoor	214	0.045	0.045	0.0	0.0	0.0	0.045	0.045	0.045	0.045	0.045	0.045	0.045	0.045
69	4-Methylheptane	589-53-7	0.001	Summer	Indoor	211	0.023	7.087	100.0	100.0	100.0	0.500	0.259	0.070	0.123	0.217	0.437	1.357	1.957
					Outdoor	214	0.010	0.175	100.0	100.0	100.0	0.050	0.042	0.016	0.028	0.042	0.057	0.090	0.123
				Winter	Indoor	224	0.000	1.483	95.1	64.9	100.0	0.157	0.086	0.020	0.057	0.093	0.195	0.373	0.550
					Outdoor	214	0.005	0.179	100.0	100.0	100.0	0.028	0.024	0.011	0.016	0.023	0.033	0.047	0.063
70	Acetaldehyde	75-07-0	0.019	Summer	Indoor	211	5.655	128.355	100.0	100.0	100.0	42.874	35.899	10.900	24.190	40.200	53.735	73.890	90.700
					Outdoor	214	2.122	39.520	100.0	100.0	100.0	6.992	6.131	3.106	4.342	5.938	8.252	12.016	13.234
				Winter	Indoor	224	3.960	78.435	100.0	100.0	100.0	15.334	12.992	5.940	8.545	12.603	19.435	27.070	35.605
					Outdoor	215	0.978	20.318	100.0	100.0	100.0	3.138	2.636	1.256	1.848	2.358	3.734	6.032	7.556

Appendix C: 2006 WOEAS VOC Data Summary Tables

Index #	VOC SPECIES [all concentrations in µg/m^3]	CAS #	MDL	Season	Exposure Category	Count	Min	Max	% Samples > MDL	% homes > MDL for all samples	% homes > MDL for at least 1 sample	Arithmetic Mean	Geometric Mean	5th Percentile	25th Percentile	50th Percentile / Median	75th Percentile	90th Percentile	95th Percentile
71	Acetone	67-64-1	0.018	Summer	Indoor	211	9.450	1977.495	100.0	100.0	100.0	203.299	132.849	27.554	76.380	134.835	227.970	411.085	538.890
					Outdoor	214	3.176	544.056	100.0	100.0	100.0	18.175	11.247	4.474	7.378	10.383	13.720	25.126	70.974
				Winter	Indoor	224	8.560	1380.740	100.0	100.0	100.0	78.795	49.324	13.765	24.858	47.950	91.493	149.080	194.255
					Outdoor	215	1.180	27.212	100.0	100.0	100.0	3.620	3.160	1.608	2.404	3.024	4.088	6.184	7.446
72	Acetonitrile	75-05-08	0.021	Summer	Indoor	202	0.011	3.540	98.0	85.4	97.8	0.555	0.409	0.215	0.325	0.428	0.560	1.090	1.835
					Outdoor	214	0.152	0.924	100.0	100.0	100.0	0.295	0.286	0.212	0.252	0.284	0.318	0.368	0.408
				Winter	Indoor	224	0.011	1.775	99.6	95.8	100.0	0.280	0.214	0.090	0.140	0.195	0.313	0.595	0.875
					Outdoor	215	0.064	3.590	100.0	100.0	100.0	0.159	0.118	0.076	0.086	0.102	0.136	0.200	0.290
73	Acetylene	74-86-2	0.000	Summer	Indoor	205	0.230	48.843	100.0	100.0	100.0	1.914	0.858	0.303	0.439	0.611	0.962	4.869	8.008
					Outdoor	214	0.138	2.116	100.0	100.0	100.0	0.537	0.481	0.241	0.344	0.474	0.677	0.826	0.974
				Winter	Indoor	224	0.362	49.424	100.0	100.0	100.0	2.463	1.558	0.595	0.979	1.295	1.986	5.270	8.201
					Outdoor	215	0.499	3.349	100.0	100.0	100.0	1.179	1.116	0.671	0.879	1.073	1.390	1.796	1.991
74	Acrolein (2-Propenal)	107-02-8	0.018	Summer	Indoor	211	1.090	12.560	100.0	100.0	100.0	6.045	5.379	1.770	4.420	6.155	7.650	9.260	10.325
					Outdoor	214	0.009	3.186	99.1	91.5	100.0	0.621	0.563	0.340	0.456	0.570	0.720	0.938	1.062
				Winter	Indoor	224	0.390	13.255	100.0	100.0	100.0	1.862	1.610	0.785	1.165	1.635	2.268	2.730	3.520
					Outdoor	215	0.066	0.914	100.0	100.0	100.0	0.301	0.274	0.122	0.214	0.266	0.358	0.466	0.542
75	Acrylonitrile (2-Propennitrile)	107-13-1	0.016	Summer	Indoor	211	0.008	11.015	3.3	0.0	10.9	0.146	0.010	0.008	0.008	0.008	0.008	0.008	0.008
					Outdoor	214	0.008	0.308	2.3	0.0	11.1	0.013	0.009	0.008	0.008	0.008	0.008	0.008	0.008
				Winter	Indoor	224	0.008	1.515	3.1	0.0	12.8	0.038	0.009	0.008	0.008	0.008	0.008	0.008	0.008
					Outdoor	215	0.008	0.470	2.8	0.0	12.8	0.012	0.009	0.008	0.008	0.008	0.008	0.008	0.008
76	a-Pinene	80-56-8	0.067	Summer	Indoor	211	0.033	1010.180	99.5	95.7	100.0	51.149	24.048	2.500	12.890	27.133	48.507	115.467	138.743
					Outdoor	214	0.033	4.774	96.3	69.8	100.0	0.428	0.302	0.079	0.172	0.321	0.544	0.839	1.048
				Winter	Indoor	224	0.397	224.403	100.0	100.0	100.0	12.172	5.386	1.157	2.594	5.013	12.735	26.180	30.983
					Outdoor	214	0.033	0.301	23.8	1.3	61.7	0.053	0.044	0.033	0.033	0.033	0.033	0.107	0.159
77	Benzaldehyde	100-52-7	0.006	Summer	Indoor	211	1.305	21.450	100.0	100.0	100.0	8.246	7.036	1.830	5.295	7.885	11.020	14.355	15.710
					Outdoor	214	0.128	3.626	100.0	100.0	100.0	0.623	0.566	0.298	0.438	0.553	0.700	0.910	1.206
				Winter	Indoor	224	0.003	449.190	99.6	95.8	100.0	4.008	1.703	0.645	1.120	1.663	2.720	4.365	5.070
					Outdoor	215	0.024	1.770	100.0	100.0	100.0	0.203	0.147	0.042	0.090	0.146	0.210	0.378	0.624

Appendix C: 2006 WOEAS VOC Data Summary Tables

Index #	VOC SPECIES [all concentrations in µg/m^3]	CAS #	MDL	Season	Exposure Category	Count	Min	Max	% Samples > MDL	% homes > MDL for all samples	% homes > MDL for at least 1 sample	Arithmetic Mean	Geometric Mean	5th Percentile	25th Percentile	50th Percentile / Median	75th Percentile	90th Percentile	95th Percentile
78	Benzene	71-43-2	0.038	Summer	Indoor	211	0.450	50.107	100.0	100.0	100.0	3.765	1.824	0.637	1.000	1.353	2.343	10.497	21.010
					Outdoor	214	0.219	4.396	100.0	100.0	100.0	0.803	0.712	0.323	0.507	0.724	1.028	1.284	1.487
				Winter	Indoor	224	0.497	10.397	100.0	100.0	100.0	1.594	1.324	0.730	0.975	1.190	1.517	2.937	3.643
					Outdoor	214	0.391	1.876	100.0	100.0	100.0	0.845	0.804	0.503	0.617	0.793	1.005	1.271	1.409
79	Benzyl Chloride	100-44-7	0.050	Summer	Indoor	196	0.025	0.073	3.6	0.0	8.7	0.026	0.026	0.025	0.025	0.025	0.025	0.025	0.025
					Outdoor	214	0.025	0.025	0.0	0.0	0.0	0.025	0.025	0.025	0.025	0.025	0.025	0.025	0.025
				Winter	Indoor	200	0.025	0.025	0.0	0.0	0.0	0.025	0.025	0.025	0.025	0.025	0.025	0.025	0.025
					Outdoor	214	0.025	0.025	0.0	0.0	0.0	0.025	0.025	0.025	0.025	0.025	0.025	0.025	0.025
80	b-Pinene	127-91-3	0.050	Summer	Indoor	211	0.025	207.905	99.5	95.7	100.0	11.580	5.145	0.783	2.470	5.593	11.873	19.050	26.763
					Outdoor	214	0.025	0.728	76.6	18.4	100.0	0.114	0.083	0.025	0.053	0.086	0.152	0.244	0.267
				Winter	Indoor	224	0.025	32.587	97.8	80.8	100.0	2.206	0.997	0.160	0.533	1.065	2.347	4.743	8.773
					Outdoor	214	0.025	0.062	0.9	0.0	4.3	0.025	0.025	0.025	0.025	0.025	0.025	0.025	0.025
81	Bromodichloromethane	75-27-4	0.154	Summer	Indoor	188	0.077	4.970	81.9	48.3	93.5	0.646	0.429	0.077	0.265	0.515	0.930	1.257	1.525
					Outdoor	214	0.077	0.077	0.0	0.0	0.0	0.077	0.077	0.077	0.077	0.077	0.077	0.077	0.077
				Winter	Indoor	224	0.077	5.730	77.2	36.4	91.5	0.340	0.237	0.077	0.162	0.252	0.402	0.523	0.767
					Outdoor	214	0.077	0.077	0.0	0.0	0.0	0.077	0.077	0.077	0.077	0.077	0.077	0.077	0.077
82	Bromoform	75-25-2	0.187	Summer	Indoor	211	0.094	188.880	4.7	4.3	4.3	2.987	0.112	0.094	0.094	0.094	0.094	0.094	0.094
					Outdoor	214	0.094	2.147	3.3	2.1	6.7	0.125	0.100	0.094	0.094	0.094	0.094	0.094	0.094
				Winter	Indoor	224	0.094	0.985	5.4	4.2	6.4	0.123	0.103	0.094	0.094	0.094	0.094	0.094	0.190
					Outdoor	214	0.094	2.610	2.8	2.1	4.3	0.127	0.100	0.094	0.094	0.094	0.094	0.094	0.094
83	Bromomethane	74-83-9	0.189	Summer	Indoor	211	0.095	0.190	0.5	0.0	2.2	0.095	0.095	0.095	0.095	0.095	0.095	0.095	0.095
					Outdoor	213	0.095	0.095	0.0	0.0	0.0	0.095	0.095	0.095	0.095	0.095	0.095	0.095	0.095
				Winter	Indoor	224	0.095	0.213	0.4	0.0	2.1	0.095	0.095	0.095	0.095	0.095	0.095	0.095	0.095
					Outdoor	213	0.095	0.095	0.0	0.0	0.0	0.095	0.095	0.095	0.095	0.095	0.095	0.095	0.095
84	Bromotrichloromethane	75-62-7	0.037	Summer	Indoor	66	0.018	0.095	1.5		4.8	0.019	0.019	0.018	0.018	0.018	0.018	0.018	0.018
					Outdoor	214	0.018	0.018	0.0	0.0	0.0	0.018	0.018	0.018	0.018	0.018	0.018	0.018	0.018
				Winter	Indoor	144	0.018	0.018	0.0	0.0	0.0	0.018	0.018	0.018	0.018	0.018	0.018	0.018	0.018
					Outdoor	214	0.018	0.018	0.0	0.0	0.0	0.018	0.018	0.018	0.018	0.018	0.018	0.018	0.018

Appendix C: 2006 WOEAS VOC Data Summary Tables

Index #	VOC SPECIES [all concentrations in µg/m^3]	CAS #	MDL	Season	Exposure Category	Count	Min	Max	% Samples > MDL	% homes > MDL for all samples	% homes > MDL for at least 1 sample	Arithmetic Mean	Geometric Mean	5th Percentile	25th Percentile	50th Percentile / Median	75th Percentile	90th Percentile	95th Percentile
85	Butane	106-97-8	0.181	Summer	Indoor	211	2.473	957.323	100.0	100.0	100.0	68.152	21.537	3.883	6.790	16.413	58.243	173.590	350.080
					Outdoor	213	0.090	9.103	99.5	95.7	100.0	2.305	1.984	0.735	1.465	2.028	2.914	3.780	4.692
				Winter	Indoor	224	1.820	687.787	100.0	100.0	100.0	44.125	15.949	3.507	5.820	11.722	38.063	113.737	231.390
					Outdoor	213	0.687	11.974	100.0	100.0	100.0	3.685	3.273	1.471	2.404	3.148	4.378	6.337	8.306
86	Butylacetate	123-86-4	0.008	Summer	Indoor	211	0.190	370.560	100.0	100.0	100.0	14.041	4.953	0.640	2.245	4.265	9.875	24.055	49.565
					Outdoor	214	0.020	1.600	100.0	100.0	100.0	0.306	0.219	0.048	0.126	0.220	0.386	0.640	0.848
				Winter	Indoor	224	0.030	122.245	100.0	100.0	100.0	3.527	1.460	0.150	0.645	1.520	3.725	8.145	10.600
					Outdoor	215	0.004	1.246	88.4	36.2	100.0	0.136	0.067	0.004	0.034	0.074	0.194	0.306	0.444
87	Butylaldehyde (Butanal)	123-72-8	0.014	Summer	Indoor	211	0.007	15.130	99.5	95.7	100.0	3.320	2.821	1.280	2.085	3.025	3.875	5.275	6.225
					Outdoor	214	0.007	11.646	99.5	95.7	100.0	1.364	1.109	0.486	0.742	1.054	1.660	2.236	2.910
				Winter	Indoor	224	0.007	4.995	99.6	95.8	100.0	1.212	1.051	0.545	0.760	1.060	1.415	2.040	2.575
					Outdoor	215	0.007	2.672	99.1	91.8	100.0	0.376	0.324	0.142	0.260	0.324	0.442	0.626	0.764
88	c-1,2-Dichloroethene	156-59-2	0.056	Summer	Indoor	211	0.028	0.028	0.0	0.0	0.0	0.028	0.028	0.028	0.028	0.028	0.028	0.028	0.028
					Outdoor	214	0.028	0.028	0.0	0.0	0.0	0.028	0.028	0.028	0.028	0.028	0.028	0.028	0.028
				Winter	Indoor	224	0.028	0.028	0.0	0.0	0.0	0.028	0.028	0.028	0.028	0.028	0.028	0.028	0.028
					Outdoor	214	0.028	0.028	0.0	0.0	0.0	0.028	0.028	0.028	0.028	0.028	0.028	0.028	0.028
89	c-1,2-Dimethylcyclohexane	2207-01-4	0.039	Summer	Indoor	211	0.020	8.833	60.2	24.2	78.3	0.203	0.058	0.020	0.020	0.050	0.100	0.350	0.537
					Outdoor	214	0.020	0.109	3.3	0.0	13.3	0.021	0.020	0.020	0.020	0.020	0.020	0.020	0.020
				Winter	Indoor	224	0.020	0.470	39.7	13.2	63.8	0.045	0.033	0.020	0.020	0.020	0.050	0.110	0.133
					Outdoor	214	0.020	0.068	0.5	0.0	2.1	0.020	0.020	0.020	0.020	0.020	0.020	0.020	0.020
90	c-1,3-Dichloropropene	10061-01-5	0.031	Summer	Indoor	211	0.015	0.050	2.4	2.2	2.2	0.016	0.016	0.015	0.015	0.015	0.015	0.015	0.015
					Outdoor	214	0.015	0.015	0.0	0.0	0.0	0.015	0.015	0.015	0.015	0.015	0.015	0.015	0.015
				Winter	Indoor	224	0.015	0.033	1.3	0.0	2.1	0.015	0.015	0.015	0.015	0.015	0.015	0.015	0.015
					Outdoor	214	0.015	0.015	0.0	0.0	0.0	0.015	0.015	0.015	0.015	0.015	0.015	0.015	0.015
91	c-1,3-Dimethylcyclohexane	638-04-0	0.031	Summer	Indoor	211	0.016	33.430	96.7	84.0	100.0	0.819	0.223	0.040	0.090	0.193	0.407	1.127	3.033
					Outdoor	214	0.016	0.487	57.9	4.7	97.8	0.044	0.033	0.016	0.016	0.036	0.056	0.076	0.102
				Winter	Indoor	224	0.016	2.040	91.5	56.7	100.0	0.162	0.092	0.016	0.047	0.082	0.155	0.403	0.577
					Outdoor	214	0.016	0.397	26.6	0.0	72.3	0.025	0.020	0.016	0.016	0.016	0.032	0.046	0.052

Appendix C: 2006 WOEAS VOC Data Summary Tables

Index #	VOC SPECIES [all concentrations in µg/m^3]	CAS #	MDL	Season	Exposure Category	Count	Min	Max	% Samples > MDL	% homes > MDL for all samples	% homes > MDL for at least 1 sample	Arithmetic Mean	Geometric Mean	5th Percentile	25th Percentile	50th Percentile / Median	75th Percentile	90th Percentile	95th Percentile
92	c-1,4/t-1,3-Dimethylcyclohexane	624-29-3 / 2207-03-6	0.016	Summer	Indoor	211	0.008	12.927	98.1	87.8	100.0	0.312	0.095	0.023	0.040	0.073	0.150	0.417	0.813
					Outdoor	214	0.008	0.141	43.5	3.7	88.9	0.017	0.013	0.008	0.008	0.008	0.023	0.034	0.037
				Winter	Indoor	224	0.008	0.407	90.6	56.7	100.0	0.063	0.042	0.008	0.024	0.040	0.068	0.140	0.213
					Outdoor	214	0.008	0.078	13.6	0.0	40.4	0.010	0.009	0.008	0.008	0.008	0.008	0.017	0.020
93	c-2-Butene	590-18-1	0.038	Summer	Indoor	211	0.019	17.017	94.8	61.4	100.0	0.769	0.137	0.019	0.057	0.093	0.170	1.363	4.500
					Outdoor	213	0.019	0.261	63.4	3.5	97.8	0.053	0.041	0.019	0.019	0.045	0.063	0.112	0.136
				Winter	Indoor	224	0.019	3.987	83.9	43.1	97.9	0.215	0.080	0.019	0.046	0.073	0.110	0.250	1.375
					Outdoor	213	0.019	0.218	44.6	1.2	85.1	0.040	0.032	0.019	0.019	0.019	0.057	0.077	0.100
94	c-2-Heptene	6443-92-1	0.035	Summer	Indoor	211	0.018	1.630	34.6	2.5	78.3	0.101	0.039	0.018	0.018	0.018	0.099	0.290	0.427
					Outdoor	214	0.018	0.018	0.0	0.0	0.0	0.018	0.018	0.018	0.018	0.018	0.018	0.018	0.018
				Winter	Indoor	224	0.018	1.090	10.7	1.6	34.0	0.034	0.021	0.018	0.018	0.018	0.018	0.043	0.093
					Outdoor	214	0.018	0.018	0.0	0.0	0.0	0.018	0.018	0.018	0.018	0.018	0.018	0.018	0.018
95	c-2-Hexene	7688-21-3	0.023	Summer	Indoor	211	0.012	7.570	38.9	15.6	60.9	0.235	0.028	0.012	0.012	0.012	0.033	0.443	1.453
					Outdoor	214	0.012	0.072	14.5	0.0	44.4	0.015	0.014	0.012	0.012	0.012	0.012	0.029	0.041
				Winter	Indoor	224	0.012	0.585	21.9	8.3	38.3	0.037	0.017	0.012	0.012	0.012	0.012	0.067	0.207
					Outdoor	214	0.012	0.012	0.0	0.0	0.0	0.012	0.012	0.012	0.012	0.012	0.012	0.012	0.012
96	c-2-Pentene	627-20-3	0.012	Summer	Indoor	211	0.006	35.277	98.1	84.0	100.0	1.326	0.133	0.030	0.050	0.077	0.153	2.633	9.500
					Outdoor	214	0.006	0.297	98.1	83.7	100.0	0.054	0.041	0.015	0.026	0.040	0.064	0.107	0.171
				Winter	Indoor	224	0.006	2.920	82.1	36.2	100.0	0.163	0.046	0.006	0.027	0.046	0.077	0.203	1.347
					Outdoor	214	0.006	0.109	63.6	16.3	97.9	0.019	0.014	0.006	0.006	0.016	0.025	0.035	0.047
97	c-3-Heptene	2097503	0.032	Summer	Indoor	211	0.016	3.790	10.9	1.7	28.3	0.098	0.022	0.016	0.016	0.016	0.016	0.037	0.100
					Outdoor	214	0.016	0.275	19.6	0.0	48.9	0.027	0.021	0.016	0.016	0.016	0.016	0.051	0.083
				Winter	Indoor	224	0.016	1.520	29.9	5.6	61.7	0.070	0.028	0.016	0.016	0.016	0.043	0.123	0.247
					Outdoor	214	0.016	0.016	0.0	0.0	0.0	0.016	0.016	0.016	0.016	0.016	0.016	0.016	0.016
98	c-3-Methyl-2-Pentene	922-62-3	0.032	Summer	Indoor	211	0.016	20.377	41.7	19.7	58.7	0.692	0.048	0.016	0.016	0.016	0.060	1.373	4.080
					Outdoor	214	0.016	0.191	21.0	0.0	55.6	0.027	0.021	0.016	0.016	0.016	0.016	0.048	0.090
				Winter	Indoor	224	0.016	1.570	36.6	11.3	68.1	0.087	0.030	0.016	0.016	0.016	0.043	0.157	0.403
					Outdoor	214	0.016	0.052	3.3	0.0	14.9	0.017	0.017	0.016	0.016	0.016	0.016	0.016	0.016

Appendix C: 2006 WOEAS VOC Data Summary Tables

Index #	VOC SPECIES [all concentrations in µg/m^3]	CAS #	MDL	Season	Exposure Category	Count	Min	Max	% Samples > MDL	% homes > MDL for all samples	% homes > MDL for at least 1 sample	Arithmetic Mean	Geometric Mean	5th Percentile	25th Percentile	50th Percentile / Median	75th Percentile	90th Percentile	95th Percentile
99	c-4-Methyl-2-Pentene	691-38-3	0.027	Summer	Indoor	211	0.014	9.360	36.5	16.4	54.3	0.298	0.033	0.014	0.014	0.014	0.037	0.670	1.880
					Outdoor	214	0.014	0.093	12.6	0.0	40.0	0.018	0.016	0.014	0.014	0.014	0.014	0.031	0.048
				Winter	Indoor	224	0.014	0.545	16.5	7.1	27.7	0.039	0.019	0.014	0.014	0.014	0.014	0.067	0.243
					Outdoor	214	0.014	0.032	1.4	0.0	6.4	0.014	0.014	0.014	0.014	0.014	0.014	0.014	0.014
100	Camphene	79-92-5	0.154	Summer	Indoor	211	0.077	76.615	91.9	65.5	97.8	2.586	0.919	0.077	0.500	1.047	1.690	3.723	4.593
					Outdoor	214	0.077	0.440	1.9	0.0	8.9	0.081	0.079	0.077	0.077	0.077	0.077	0.077	0.077
				Winter	Indoor	224	0.077	7.770	76.8	50.0	85.1	0.523	0.280	0.077	0.162	0.288	0.528	1.077	1.487
					Outdoor	214	0.077	0.077	0.0	0.0	0.0	0.077	0.077	0.077	0.077	0.077	0.077	0.077	0.077
101	Carbon Disulfide	75-15-0	0.007	Summer	Indoor	211	0.198	10.430	100.0	100.0	100.0	0.966	0.742	0.355	0.505	0.655	0.920	1.550	2.550
					Outdoor	214	0.102	5.864	100.0	100.0	100.0	0.250	0.199	0.128	0.154	0.180	0.210	0.296	0.672
				Winter	Indoor	224	0.170	1.255	100.0	100.0	100.0	0.303	0.285	0.190	0.220	0.270	0.350	0.435	0.505
					Outdoor	215	0.066	0.208	100.0	100.0	100.0	0.101	0.099	0.072	0.082	0.094	0.112	0.130	0.146
102	Carbon Tetrachloride	56-23-5	0.092	Summer	Indoor	211	0.357	1.983	100.0	100.0	100.0	0.608	0.573	0.421	0.473	0.523	0.610	0.963	1.225
					Outdoor	214	0.366	0.691	100.0	100.0	100.0	0.516	0.514	0.454	0.484	0.518	0.541	0.571	0.603
				Winter	Indoor	224	0.320	0.910	100.0	100.0	100.0	0.524	0.517	0.425	0.467	0.500	0.557	0.647	0.723
					Outdoor	214	0.299	0.673	100.0	100.0	100.0	0.524	0.521	0.446	0.491	0.516	0.568	0.595	0.611
103	Chlorobenzene	108-90-7	0.084	Summer	Indoor	211	0.042	5.473	8.5	1.9	19.6	0.096	0.050	0.042	0.042	0.042	0.042	0.042	0.150
					Outdoor	214	0.042	0.042	0.0	0.0	0.0	0.042	0.042	0.042	0.042	0.042	0.042	0.042	0.042
				Winter	Indoor	224	0.042	0.160	0.4	0.0	2.1	0.043	0.042	0.042	0.042	0.042	0.042	0.042	0.042
					Outdoor	214	0.042	0.042	0.0	0.0	0.0	0.042	0.042	0.042	0.042	0.042	0.042	0.042	0.042
104	Chloroethane	75-00-3	0.110	Summer	Indoor	211	0.055	0.390	9.0	1.8	23.9	0.063	0.060	0.055	0.055	0.055	0.055	0.055	0.123
					Outdoor	213	0.055	0.162	1.4	0.0	6.7	0.056	0.056	0.055	0.055	0.055	0.055	0.055	0.055
				Winter	Indoor	224	0.055	0.115	0.4	0.0	2.1	0.055	0.055	0.055	0.055	0.055	0.055	0.055	0.055
					Outdoor	213	0.055	0.055	0.0	0.0	0.0	0.055	0.055	0.055	0.055	0.055	0.055	0.055	0.055
105	Chloroform	67-66-3	0.082	Summer	Indoor	211	0.223	18.947	100.0	100.0	100.0	3.104	2.105	0.467	1.207	2.117	3.670	6.570	8.747
					Outdoor	214	0.041	5.675	99.1	91.5	100.0	0.396	0.267	0.099	0.155	0.252	0.409	0.647	1.121
				Winter	Indoor	224	0.140	8.587	100.0	100.0	100.0	1.127	0.802	0.230	0.462	0.815	1.310	2.320	3.267
					Outdoor	214	0.041	0.127	15.4	1.4	51.1	0.049	0.047	0.041	0.041	0.041	0.041	0.086	0.099

Appendix C: 2006 WOEAS VOC Data Summary Tables

Index #	VOC SPECIES [all concentrations in µg/m^3]	CAS #	MDL	Season	Exposure Category	Count	Min	Max	% Samples > MDL	% homes > MDL for all samples	% homes > MDL for at least 1 sample	Arithmetic Mean	Geometric Mean	5th Percentile	25th Percentile	50th Percentile / Median	75th Percentile	90th Percentile	95th Percentile
106	Chloromethane	74-87-3	0.128	Summer	Indoor	211	0.857	3.177	100.0	100.0	100.0	1.605	1.546	1.010	1.297	1.530	1.790	2.197	2.500
					Outdoor	213	0.697	1.479	100.0	100.0	100.0	1.113	1.107	0.926	1.043	1.106	1.180	1.243	1.279
				Winter	Indoor	224	0.717	2.143	100.0	100.0	100.0	1.228	1.212	0.997	1.094	1.188	1.322	1.460	1.577
					Outdoor	213	0.932	1.334	100.0	100.0	100.0	1.118	1.116	1.036	1.083	1.116	1.154	1.188	1.214
107	Cyclohexane	110-82-7	0.022	Summer	Indoor	211	0.011	17.400	98.1	84.0	100.0	1.811	0.922	0.210	0.440	0.910	1.682	4.523	7.327
					Outdoor	214	0.025	1.457	100.0	100.0	100.0	0.127	0.097	0.032	0.057	0.093	0.149	0.232	0.287
				Winter	Indoor	224	0.011	678.847	95.5	74.1	100.0	4.318	0.426	0.113	0.242	0.415	0.687	1.367	5.570
					Outdoor	214	0.025	0.598	100.0	100.0	100.0	0.074	0.059	0.028	0.037	0.054	0.078	0.154	0.208
108	Cyclohexanone	108-94-1	0.014	Summer	Indoor	211	0.007	76.035	99.5	95.7	100.0	5.262	2.863	0.420	1.500	3.200	5.870	9.675	15.890
					Outdoor	214	0.007	2.174	97.2	80.0	100.0	0.170	0.134	0.066	0.100	0.134	0.180	0.294	0.348
				Winter	Indoor	224	0.007	22.755	83.0	43.8	95.7	1.650	0.490	0.007	0.333	0.885	2.278	3.935	4.885
					Outdoor	215	0.007	0.532	27.9	1.3	68.1	0.040	0.015	0.007	0.007	0.007	0.044	0.106	0.186
109	Cyclohexene	110-83-8	0.078	Summer	Indoor	211	0.039	1.673	10.0	6.1	13.0	0.078	0.047	0.039	0.039	0.039	0.039	0.039	0.310
					Outdoor	214	0.039	0.039	0.0	0.0	0.0	0.039	0.039	0.039	0.039	0.039	0.039	0.039	0.039
				Winter	Indoor	224	0.039	0.250	3.6	2.0	6.4	0.042	0.040	0.039	0.039	0.039	0.039	0.039	0.039
					Outdoor	214	0.039	0.039	0.0	0.0	0.0	0.039	0.039	0.039	0.039	0.039	0.039	0.039	0.039
110	Cyclopentane	287-92-3	0.017	Summer	Indoor	211	0.103	60.057	100.0	100.0	100.0	4.168	0.805	0.170	0.277	0.463	1.473	17.063	31.483
					Outdoor	214	0.046	1.547	100.0	100.0	100.0	0.276	0.218	0.067	0.144	0.216	0.320	0.503	0.696
				Winter	Indoor	224	0.009	12.217	98.7	91.8	100.0	0.798	0.340	0.097	0.140	0.240	0.705	2.763	3.285
					Outdoor	214	0.009	0.382	99.5	95.8	100.0	0.087	0.073	0.031	0.048	0.068	0.105	0.153	0.205
111	Cyclopentanone	120-92-3	0.005	Summer	Indoor	211	0.002	0.750	55.0	21.7	82.6	0.138	0.030	0.002	0.002	0.140	0.225	0.315	0.390
					Outdoor	214	0.002	0.222	82.7	34.3	100.0	0.057	0.036	0.002	0.040	0.058	0.076	0.100	0.110
				Winter	Indoor	224	0.002	0.650	23.2	0.0	63.8	0.031	0.006	0.002	0.002	0.002	0.002	0.105	0.140
					Outdoor	215	0.002	0.072	23.3	1.3	66.0	0.012	0.005	0.002	0.002	0.002	0.002	0.044	0.052
112	Cyclopentene	142-29-0	0.033	Summer	Indoor	211	0.016	9.283	49.8	19.4	73.9	0.360	0.046	0.016	0.016	0.016	0.057	0.743	2.440
					Outdoor	214	0.016	0.092	10.3	0.0	37.8	0.020	0.018	0.016	0.016	0.016	0.016	0.033	0.054
				Winter	Indoor	224	0.016	1.043	31.3	5.5	63.8	0.064	0.027	0.016	0.016	0.016	0.037	0.093	0.417
					Outdoor	214	0.016	0.034	0.9	0.0	4.3	0.016	0.016	0.016	0.016	0.016	0.016	0.016	0.016

Appendix C: 2006 WOEAS VOC Data Summary Tables

Index #	VOC SPECIES [all concentrations in µg/m^3]	CAS #	MDL	Season	Exposure Category	Count	Min	Max	% Samples > MDL	% homes > MDL for all samples	% homes > MDL for at least 1 sample	Arithmetic Mean	Geometric Mean	5th Percentile	25th Percentile	50th Percentile / Median	75th Percentile	90th Percentile	95th Percentile
113	Decane	124-18-5	0.018	Summer	Indoor	211	0.153	109.313	100.0	100.0	100.0	11.634	3.582	0.423	1.273	3.010	9.545	33.993	68.107
					Outdoor	214	0.050	6.738	100.0	100.0	100.0	0.339	0.248	0.081	0.159	0.243	0.354	0.581	0.842
				Winter	Indoor	224	0.009	75.113	99.6	95.8	100.0	4.485	1.601	0.303	0.545	1.192	4.498	14.183	17.240
					Outdoor	214	0.009	0.478	99.1	91.8	100.0	0.112	0.096	0.041	0.070	0.098	0.132	0.193	0.248
114	Dibromochloromethane	124-48-1	0.138	Summer	Indoor	211	0.069	6.483	62.1	34.4	78.3	0.296	0.178	0.069	0.069	0.193	0.353	0.465	0.530
					Outdoor	214	0.069	0.069	0.0	0.0	0.0	0.069	0.069	0.069	0.069	0.069	0.069	0.069	0.069
				Winter	Indoor	224	0.069	0.497	24.1	4.8	40.4	0.095	0.086	0.069	0.069	0.069	0.069	0.167	0.197
					Outdoor	214	0.069	0.069	0.0	0.0	0.0	0.069	0.069	0.069	0.069	0.069	0.069	0.069	0.069
115	Dibromomethane	74-95-3	0.203	Summer	Indoor	211	0.101	0.101	0.0	0.0	0.0	0.101	0.101	0.101	0.101	0.101	0.101	0.101	0.101
					Outdoor	214	0.101	0.101	0.0	0.0	0.0	0.101	0.101	0.101	0.101	0.101	0.101	0.101	0.101
				Winter	Indoor	224	0.101	0.101	0.0	0.0	0.0	0.101	0.101	0.101	0.101	0.101	0.101	0.101	0.101
					Outdoor	214	0.101	0.101	0.0	0.0	0.0	0.101	0.101	0.101	0.101	0.101	0.101	0.101	0.101
116	Dichloromethane	75-09-2	0.081	Summer	Indoor	211	0.040	389.347	99.5	95.7	100.0	15.140	2.029	0.283	0.483	1.480	4.373	22.220	49.053
					Outdoor	214	0.127	18.865	100.0	100.0	100.0	0.514	0.332	0.168	0.223	0.289	0.417	0.659	1.029
				Winter	Indoor	224	0.170	130.080	100.0	100.0	100.0	4.963	1.238	0.247	0.387	0.695	4.532	11.330	29.627
					Outdoor	214	0.162	0.919	100.0	100.0	100.0	0.275	0.261	0.179	0.212	0.244	0.299	0.364	0.470
117	Dodecane	112-40-3	0.050	Summer	Indoor	189	0.025	29.247	99.5	95.7	100.0	4.810	3.211	0.877	1.780	3.257	6.217	11.540	15.777
					Outdoor	214	0.025	1.441	99.1	91.5	100.0	0.369	0.311	0.110	0.217	0.313	0.468	0.631	0.759
				Winter	Indoor	65	0.420	13.060	100.0	100.0	100.0	1.843	1.472	0.680	1.030	1.275	1.800	3.020	3.750
					Outdoor	213	0.025	1.372	84.0	36.2	100.0	0.151	0.106	0.025	0.071	0.110	0.176	0.273	0.330
118	Ethane	74-84-0	0.000	Summer	Indoor	205	1.582	321.057	100.0	100.0	100.0	47.391	22.246	4.325	9.114	15.556	52.267	154.539	190.873
					Outdoor	214	0.996	7.661	100.0	100.0	100.0	3.244	3.004	1.517	2.348	3.011	3.850	5.138	6.227
				Winter	Indoor	224	2.952	136.243	100.0	100.0	100.0	24.424	16.912	5.783	9.259	14.347	27.421	57.721	79.051
					Outdoor	215	2.643	8.142	100.0	100.0	100.0	4.466	4.356	2.932	3.794	4.304	5.169	5.883	6.327
119	Ethanol	64-17-5	0.015	Summer	Indoor	211	28.905	11122.990	100.0	100.0	100.0	1613.219	1045.357	130.755	573.560	1259.680	1965.155	3393.800	4527.495
					Outdoor	214	2.158	839.496	100.0	100.0	100.0	21.119	10.369	3.300	6.190	9.656	14.988	26.096	44.646
				Winter	Indoor	224	32.515	4648.275	100.0	100.0	100.0	809.051	531.333	125.995	296.830	548.515	950.763	1966.115	2818.185
					Outdoor	215	0.038	213.904	100.0	100.0	100.0	6.359	4.180	1.516	2.894	3.868	6.070	8.322	15.400

Appendix C: 2006 WOEAS VOC Data Summary Tables

Index #	VOC SPECIES [all concentrations in µg/m^3]	CAS #	MDL	Season	Exposure Category	Count	Min	Max	% Samples > MDL	% homes > MDL for all samples	% homes > MDL for at least 1 sample	Arithmetic Mean	Geometric Mean	5th Percentile	25th Percentile	50th Percentile / Median	75th Percentile	90th Percentile	95th Percentile
120	Ethylacetate	141-78-6	0.006	Summer	Indoor	211	0.003	735.720	99.5	95.7	100.0	40.132	15.054	1.980	6.490	14.375	31.500	101.445	141.565
					Outdoor	214	0.003	3.466	99.5	95.7	100.0	0.334	0.251	0.078	0.160	0.253	0.372	0.632	0.888
				Winter	Indoor	224	0.265	148.745	100.0	100.0	100.0	8.818	4.498	0.675	2.455	4.810	8.530	17.250	36.245
					Outdoor	215	0.003	2.190	99.1	91.8	100.0	0.144	0.092	0.020	0.056	0.086	0.160	0.284	0.394
121	Ethylbenzene	100-41-4	0.038	Summer	Indoor	211	0.287	308.390	100.0	100.0	100.0	10.338	3.773	0.790	1.597	2.537	7.007	26.400	54.280
					Outdoor	214	0.130	13.827	100.0	100.0	100.0	0.737	0.562	0.203	0.355	0.537	0.837	1.255	1.656
				Winter	Indoor	224	0.267	1198.500	100.0	100.0	100.0	10.686	1.378	0.460	0.723	1.177	2.005	5.013	10.175
					Outdoor	214	0.019	4.766	99.5	95.8	100.0	0.371	0.300	0.117	0.204	0.293	0.437	0.694	0.810
122	Ethylbromide	74-96-4	0.074	Summer	Indoor	211	0.037	0.037	0.0	0.0	0.0	0.037	0.037	0.037	0.037	0.037	0.037	0.037	0.037
					Outdoor	214	0.037	0.037	0.0	0.0	0.0	0.037	0.037	0.037	0.037	0.037	0.037	0.037	0.037
				Winter	Indoor	224	0.037	0.037	0.0	0.0	0.0	0.037	0.037	0.037	0.037	0.037	0.037	0.037	0.037
					Outdoor	214	0.037	0.037	0.0	0.0	0.0	0.037	0.037	0.037	0.037	0.037	0.037	0.037	0.037
123	Ethylene	74-85-1	0.000	Summer	Indoor	205	0.598	45.831	100.0	100.0	100.0	4.489	3.005	1.010	1.672	2.509	4.313	9.547	16.347
					Outdoor	214	0.311	3.627	100.0	100.0	100.0	1.191	1.080	0.528	0.799	1.055	1.481	1.993	2.368
				Winter	Indoor	224	0.767	16.654	100.0	100.0	100.0	3.588	2.904	1.271	1.943	2.725	3.742	6.621	11.430
					Outdoor	215	0.527	3.820	100.0	100.0	100.0	1.684	1.553	0.782	1.163	1.550	2.115	2.800	3.074
124	Ethylene oxide	75-21-8	0.028	Summer	Indoor	211	0.014	6.490	17.1	3.2	39.1	0.257	0.027	0.014	0.014	0.014	0.014	0.405	0.695
					Outdoor	214	0.014	0.714	98.1	83.7	100.0	0.193	0.172	0.102	0.136	0.172	0.216	0.298	0.394
				Winter	Indoor	224	0.014	2.310	17.9	3.1	42.6	0.107	0.024	0.014	0.014	0.014	0.014	0.205	0.655
					Outdoor	215	0.014	0.260	68.8	13.3	100.0	0.066	0.047	0.014	0.014	0.060	0.088	0.130	0.172
125	Freon 11 (Trichlorofluoromethane)	75-69-4	0.068	Summer	Indoor	211	1.287	136.557	100.0	100.0	100.0	8.909	4.614	1.553	2.337	3.847	7.240	17.060	36.323
					Outdoor	214	0.034	5.395	99.1	91.5	100.0	1.504	1.453	1.297	1.429	1.484	1.553	1.647	1.735
				Winter	Indoor	224	1.350	73.367	100.0	100.0	100.0	3.840	2.714	1.460	1.835	2.300	3.418	5.373	10.080
					Outdoor	213	1.209	2.012	100.0	100.0	100.0	1.604	1.600	1.440	1.522	1.592	1.668	1.756	1.852
126	Freon 113 (1,1,2-Trichlorotrifluoroethane)	76-13-1	0.124	Summer	Indoor	211	0.473	1.347	100.0	100.0	100.0	0.661	0.651	0.534	0.593	0.627	0.683	0.760	0.850
					Outdoor	214	0.441	0.720	100.0	100.0	100.0	0.611	0.610	0.550	0.589	0.612	0.633	0.656	0.672
				Winter	Indoor	224	0.517	0.823	100.0	100.0	100.0	0.648	0.646	0.560	0.613	0.647	0.680	0.710	0.733
					Outdoor	214	0.567	0.834	100.0	100.0	100.0	0.700	0.699	0.636	0.665	0.697	0.730	0.763	0.810

Appendix C: 2006 WOEAS VOC Data Summary Tables

Index #	VOC SPECIES [all concentrations in µg/m^3]	CAS #	MDL	Season	Exposure Category	Count	Min	Max	% Samples > MDL	% homes > MDL for all samples	% homes > MDL for at least 1 sample	Arithmetic Mean	Geometric Mean	5th Percentile	25th Percentile	50th Percentile / Median	75th Percentile	90th Percentile	95th Percentile
127	Freon 114 (1,2-Dichlorotetrafluoroethane)	76-14-2	0.302	Summer	Indoor	211	0.151	0.467	3.8	2.1	4.3	0.160	0.157	0.151	0.151	0.151	0.151	0.151	0.151
					Outdoor	213	0.151	0.407	1.4	0.0	6.7	0.154	0.153	0.151	0.151	0.151	0.151	0.151	0.151
				Winter	Indoor	224	0.151	6.690	0.4	0.0	2.1	0.179	0.153	0.151	0.151	0.151	0.151	0.151	0.151
					Outdoor	213	0.151	0.151	0.0	0.0	0.0	0.151	0.151	0.151	0.151	0.151	0.151	0.151	0.151
128	Freon 12 (Dichlorodifluoromethane)	75-71-8	0.247	Summer	Indoor	211	1.947	79.053	100.0	100.0	100.0	4.749	3.170	2.323	2.513	2.660	2.903	4.230	19.813
					Outdoor	213	0.123	4.520	99.5	95.7	100.0	2.719	2.681	2.380	2.609	2.709	2.845	2.961	3.016
				Winter	Indoor	224	2.120	164.347	100.0	100.0	100.0	4.661	3.063	2.357	2.577	2.712	2.947	3.863	5.390
					Outdoor	213	2.189	3.409	100.0	100.0	100.0	2.895	2.889	2.644	2.775	2.880	2.995	3.115	3.279
129	Freon 22 (Chlorodifluoromethane)	75-45-6	0.211	Summer	Indoor	211	0.633	1312.420	100.0	100.0	100.0	43.975	4.433	0.763	1.053	2.463	9.980	81.615	189.323
					Outdoor	214	0.515	16.213	100.0	100.0	100.0	1.153	1.002	0.645	0.793	0.958	1.113	1.461	1.893
				Winter	Indoor	224	0.447	269.337	100.0	100.0	100.0	7.905	1.762	0.603	0.712	1.113	3.408	7.080	13.097
					Outdoor	213	0.560	1.493	100.0	100.0	100.0	0.721	0.713	0.601	0.651	0.699	0.757	0.842	0.896
130	Heptane	142-82-5	0.090	Summer	Indoor	211	0.153	46.410	100.0	100.0	100.0	4.081	1.994	0.417	0.773	1.500	4.727	11.930	15.583
					Outdoor	214	0.045	2.109	97.7	80.0	100.0	0.340	0.278	0.104	0.189	0.280	0.412	0.605	0.806
				Winter	Indoor	224	0.045	393.293	98.7	88.0	100.0	6.799	1.421	0.320	0.620	1.108	2.825	6.387	15.983
					Outdoor	214	0.045	1.065	85.0	30.6	100.0	0.171	0.142	0.045	0.105	0.149	0.209	0.299	0.394
131	Hexachlorobutadiene	87-68-3	0.223	Summer	Indoor	211	0.111	0.111	0.0	0.0	0.0	0.111	0.111	0.111	0.111	0.111	0.111	0.111	0.111
					Outdoor	214	0.111	0.111	0.0	0.0	0.0	0.111	0.111	0.111	0.111	0.111	0.111	0.111	0.111
				Winter	Indoor	224	0.111	0.111	0.0	0.0	0.0	0.111	0.111	0.111	0.111	0.111	0.111	0.111	0.111
					Outdoor	213	0.111	0.111	0.0	0.0	0.0	0.111	0.111	0.111	0.111	0.111	0.111	0.111	0.111
132	Hexanal	66-25-1	0.010	Summer	Indoor	211	4.860	439.845	100.0	100.0	100.0	56.087	38.580	9.375	21.580	38.615	61.965	116.770	162.875
					Outdoor	214	0.486	48.890	100.0	100.0	100.0	2.464	1.734	0.730	1.058	1.384	2.222	5.884	7.394
				Winter	Indoor	224	0.095	102.715	100.0	100.0	100.0	15.668	9.602	1.660	5.240	10.600	19.523	34.550	50.795
					Outdoor	215	0.005	5.552	93.5	59.3	100.0	0.498	0.234	0.005	0.142	0.284	0.596	1.058	1.384
133	Hexane	110-54-3	0.073	Summer	Indoor	211	0.383	138.157	100.0	100.0	100.0	7.812	2.792	0.793	1.289	1.947	3.943	18.790	48.607
					Outdoor	214	0.159	7.345	100.0	100.0	100.0	1.002	0.773	0.254	0.496	0.777	1.115	1.745	2.479
				Winter	Indoor	224	0.300	59.423	100.0	100.0	100.0	2.322	1.376	0.490	0.748	1.138	1.855	6.007	8.270
					Outdoor	214	0.086	28.001	100.0	100.0	100.0	0.637	0.352	0.142	0.214	0.325	0.488	0.792	1.149

Appendix C: 2006 WOEAS VOC Data Summary Tables

Index #	VOC SPECIES [all concentrations in µg/m^3]	CAS #	MDL	Season	Exposure Category	Count	Min	Max	% Samples > MDL	% homes > MDL for all samples	% homes > MDL for at least 1 sample	Arithmetic Mean	Geometric Mean	5th Percentile	25th Percentile	50th Percentile / Median	75th Percentile	90th Percentile	95th Percentile
134	Hexylbenzene	1077-16-3	0.068	Summer	Indoor	111	0.034	0.520	34.2	11.6	50.0	0.073	0.053	0.034	0.034	0.034	0.100	0.173	0.280
					Outdoor	214	0.034	0.174	1.9	0.0	6.7	0.035	0.035	0.034	0.034	0.034	0.034	0.034	0.034
				Winter	Indoor	25	0.034	0.220	68.0	30.0	85.7	0.094	0.076	0.034	0.034	0.095	0.150	0.185	0.215
					Outdoor	213	0.034	0.034	0.0	0.0	0.0	0.034	0.034	0.034	0.034	0.034	0.034	0.034	0.034
135	Indan (2,3-Dihydroindene)	496-11-7	0.049	Summer	Indoor	211	0.060	9.907	100.0	100.0	100.0	0.816	0.414	0.120	0.193	0.290	0.717	2.017	3.287
					Outdoor	214	0.025	0.312	65.9	3.4	100.0	0.074	0.058	0.025	0.025	0.065	0.092	0.144	0.192
				Winter	Indoor	224	0.025	1.297	98.2	88.0	100.0	0.240	0.162	0.053	0.092	0.153	0.237	0.593	0.977
					Outdoor	214	0.025	0.113	19.6	0.0	51.1	0.033	0.030	0.025	0.025	0.025	0.025	0.063	0.086
136	Isobutane (2-Methylpropane)	75-28-5	0.108	Summer	Indoor	211	1.447	926.020	100.0	100.0	100.0	116.484	38.440	3.107	11.987	36.547	140.343	335.420	557.297
					Outdoor	213	0.175	38.651	100.0	100.0	100.0	1.338	0.967	0.357	0.661	0.992	1.371	2.026	2.539
				Winter	Indoor	224	1.767	827.847	100.0	100.0	100.0	69.566	23.926	2.750	6.632	21.643	74.075	230.180	334.130
					Outdoor	213	0.403	3.971	100.0	100.0	100.0	1.261	1.135	0.557	0.820	1.079	1.514	2.218	2.750
137	Isobutylacetate	110-19-0	0.007	Summer	Indoor	211	0.003	45.995	27.0	4.5	52.2	1.653	0.023	0.003	0.003	0.003	1.180	4.995	8.670
					Outdoor	214	0.003	0.324	1.9	0.0	8.9	0.008	0.004	0.003	0.003	0.003	0.003	0.003	0.003
				Winter	Indoor	224	0.003	30.065	11.6	1.6	34.0	0.317	0.007	0.003	0.003	0.003	0.003	0.345	1.650
					Outdoor	215	0.003	0.214	2.3	0.0	10.6	0.007	0.004	0.003	0.003	0.003	0.003	0.003	0.003
138	Isobutylalcohol	78-83-1	0.010	Summer	Indoor	211	0.005	25.600	86.7	57.9	95.7	2.632	1.022	0.005	1.165	2.215	3.415	4.235	4.985
					Outdoor	214	0.005	0.610	42.1	3.8	84.4	0.059	0.018	0.005	0.005	0.005	0.098	0.150	0.214
				Winter	Indoor	224	0.005	5.225	90.2	60.3	97.9	0.677	0.366	0.005	0.280	0.580	0.965	1.310	1.650
					Outdoor	215	0.005	0.234	15.3	0.0	44.7	0.014	0.007	0.005	0.005	0.005	0.005	0.034	0.056
139	Isobutylbenzene	538-93-2	0.030	Summer	Indoor	211	0.015	2.023	84.8	52.5	95.7	0.238	0.107	0.015	0.047	0.100	0.227	0.760	1.240
					Outdoor	214	0.015	0.091	8.4	0.0	26.7	0.018	0.017	0.015	0.015	0.015	0.015	0.015	0.042
				Winter	Indoor	224	0.015	0.830	59.8	35.0	72.3	0.075	0.042	0.015	0.015	0.042	0.093	0.180	0.273
					Outdoor	214	0.015	0.033	0.5	0.0	2.1	0.015	0.015	0.015	0.015	0.015	0.015	0.015	0.015
140	Isoprene (2-Methyl-1,3-Butadiene)	78-79-5	0.025	Summer	Indoor	211	0.583	30.487	100.0	100.0	100.0	8.989	7.024	1.537	4.743	8.797	12.250	16.073	18.243
					Outdoor	214	0.123	4.332	100.0	100.0	100.0	0.643	0.495	0.182	0.307	0.461	0.738	1.284	1.843
				Winter	Indoor	224	0.397	9.813	100.0	100.0	100.0	3.127	2.664	1.147	1.902	2.765	3.960	5.663	6.867
					Outdoor	214	0.012	0.106	46.3	3.5	87.2	0.026	0.021	0.012	0.012	0.012	0.036	0.052	0.061

Appendix C: 2006 WOEAS VOC Data Summary Tables

Index #	VOC SPECIES [all concentrations in µg/m^3]	CAS #	MDL	Season	Exposure Category	Count	Min	Max	% Samples > MDL	% homes > MDL for all samples	% homes > MDL for at least 1 sample	Arithmetic Mean	Geometric Mean	5th Percentile	25th Percentile	50th Percentile / Median	75th Percentile	90th Percentile	95th Percentile
141	Isopropyl Alcohol	67-63-0	0.014	Summer	Indoor	The 2006 samples for isopropyl alcohol were contaminated with the isopropyl alcohol from neighbouring p-trak samplers. No useful data was obtained with acception of the winter 2006 outdoor sampling													
					Outdoor														
				Winter	Indoor														
					Outdoor	215	0.007	447.118	98.1	84.3	100.0	7.513	1.848	0.318	0.836	1.826	4.270	8.572	15.970
142	Isopropylacetate	108-21-4	0.016	Summer	Indoor	211	0.008	10.315	1.4	0.0	6.5	0.084	0.009	0.008	0.008	0.008	0.008	0.008	0.008
					Outdoor	214	0.008	0.432	0.5	0.0	2.2	0.010	0.008	0.008	0.008	0.008	0.008	0.008	0.008
				Winter	Indoor	224	0.008	0.710	6.3	1.8	21.3	0.024	0.010	0.008	0.008	0.008	0.008	0.008	0.135
					Outdoor	215	0.008	0.008	0.0	0.0	0.0	0.008	0.008	0.008	0.008	0.008	0.008	0.008	0.008
143	Isopropylbenzene	98-82-8	0.041	Summer	Indoor	211	0.020	4.553	97.2	80.4	100.0	0.440	0.220	0.050	0.113	0.180	0.443	1.087	2.140
					Outdoor	214	0.020	0.152	31.3	1.3	80.0	0.035	0.029	0.020	0.020	0.020	0.045	0.072	0.096
				Winter	Indoor	224	0.020	9.220	87.5	55.9	95.7	0.180	0.091	0.020	0.060	0.090	0.145	0.370	0.425
					Outdoor	214	0.020	0.061	5.6	0.0	23.4	0.022	0.021	0.020	0.020	0.020	0.020	0.020	0.042
144	Limonene	138-86-3	0.108	Summer	Indoor	211	0.130	320.207	100.0	100.0	100.0	53.848	32.008	4.203	15.523	35.840	68.793	134.743	186.480
					Outdoor	214	0.054	2.535	73.8	13.9	100.0	0.235	0.168	0.054	0.054	0.170	0.317	0.440	0.587
				Winter	Indoor	224	0.054	199.067	98.7	91.8	100.0	22.719	12.482	1.653	7.610	13.806	27.595	44.760	65.910
					Outdoor	214	0.054	0.420	8.4	0.0	34.0	0.066	0.060	0.054	0.054	0.054	0.054	0.054	0.150
145	m,p-Xylene	1330-20-7	0.065	Summer	Indoor	211	0.697	908.470	100.0	100.0	100.0	30.622	10.016	1.767	3.917	7.420	17.497	79.013	171.320
					Outdoor	214	0.349	36.530	100.0	100.0	100.0	2.176	1.642	0.557	1.044	1.619	2.493	3.924	5.321
				Winter	Indoor	224	0.683	3431.180	100.0	100.0	100.0	30.446	3.732	1.153	1.813	3.065	5.715	15.353	33.935
					Outdoor	214	0.033	15.293	99.5	95.8	100.0	1.083	0.821	0.288	0.523	0.812	1.329	2.231	2.740
146	MAC (2-Methyl-2-propenal)	78-85-3	0.009	Summer	Indoor	211	0.004	2.590	97.2	80.4	100.0	0.951	0.740	0.255	0.630	0.925	1.245	1.560	1.795
					Outdoor	214	0.004	0.974	99.1	91.5	100.0	0.286	0.238	0.114	0.170	0.231	0.338	0.504	0.772
				Winter	Indoor	224	0.004	0.705	96.9	80.8	100.0	0.224	0.184	0.080	0.150	0.210	0.288	0.385	0.435
					Outdoor	215	0.004	0.116	96.7	77.4	100.0	0.031	0.027	0.012	0.022	0.028	0.036	0.048	0.060
147	MEK (Methyl Ethyl Ketone)	78-93-3	0.007	Summer	Indoor	211	1.160	1476.285	100.0	100.0	100.0	24.114	9.811	2.240	5.035	8.030	16.920	36.110	51.625
					Outdoor	214	0.514	19.908	100.0	100.0	100.0	1.998	1.657	0.712	1.174	1.629	2.116	3.214	4.196
				Winter	Indoor	224	0.810	179.025	100.0	100.0	100.0	9.263	4.119	1.115	1.858	3.530	8.405	14.890	47.405
					Outdoor	215	0.178	26.830	100.0	100.0	100.0	1.290	0.873	0.410	0.548	0.746	1.102	2.194	3.674

Appendix C: 2006 WOEAS VOC Data Summary Tables

Index #	VOC SPECIES [all concentrations in µg/m^3]	CAS #	MDL	Season	Exposure Category	Count	Min	Max	% Samples > MDL	% homes > MDL for all samples	% homes > MDL for at least 1 sample	Arithmetic Mean	Geometric Mean	5th Percentile	25th Percentile	50th Percentile / Median	75th Percentile	90th Percentile	95th Percentile
148	Methanol	67-56-1	0.016	Summer	Indoor	211	20.345	1180.290	100.0	100.0	100.0	229.745	181.382	40.655	129.375	207.700	282.885	391.285	416.820
					Outdoor	214	4.876	67.540	100.0	100.0	100.0	11.688	10.832	5.754	8.638	10.605	13.282	16.892	18.036
				Winter	Indoor	224	16.770	614.920	100.0	100.0	100.0	77.897	62.815	24.910	43.850	63.543	95.070	133.800	185.055
					Outdoor	215	0.988	39.164	100.0	100.0	100.0	6.022	4.950	1.990	3.144	4.526	7.838	11.610	13.694
149	Methyl Acetate	79-20-9	0.016	Summer	Indoor	211	0.008	22.030	96.2	85.7	97.8	3.783	2.412	0.440	1.795	3.025	4.690	8.530	11.530
					Outdoor	214	0.008	0.878	96.3	73.1	100.0	0.231	0.201	0.118	0.174	0.220	0.270	0.320	0.364
				Winter	Indoor	224	0.008	9.195	90.6	51.6	100.0	0.982	0.533	0.008	0.473	0.760	1.210	1.750	2.490
					Outdoor	215	0.008	0.620	99.1	91.8	100.0	0.129	0.115	0.050	0.090	0.116	0.152	0.194	0.218
150	Methylcyclohexane	108-87-2	0.023	Summer	Indoor	211	0.047	42.610	100.0	100.0	100.0	1.986	0.872	0.143	0.293	0.837	2.243	5.123	7.147
					Outdoor	214	0.026	1.177	100.0	100.0	100.0	0.130	0.104	0.038	0.067	0.102	0.159	0.221	0.295
				Winter	Indoor	224	0.073	240.993	100.0	100.0	100.0	2.848	0.585	0.110	0.227	0.500	1.085	2.193	11.120
					Outdoor	214	0.011	0.495	99.1	91.8	100.0	0.069	0.061	0.030	0.043	0.062	0.086	0.108	0.122
151	Methylcyclopentane	96-37-7	0.022	Summer	Indoor	211	0.140	83.333	100.0	100.0	100.0	3.817	1.117	0.343	0.533	0.780	1.440	8.993	26.030
					Outdoor	214	0.069	1.698	100.0	100.0	100.0	0.375	0.304	0.102	0.194	0.302	0.451	0.728	0.932
				Winter	Indoor	224	0.100	51.313	100.0	100.0	100.0	0.972	0.504	0.177	0.285	0.422	0.727	2.000	3.017
					Outdoor	214	0.027	4.492	100.0	100.0	100.0	0.182	0.130	0.054	0.082	0.124	0.181	0.280	0.349
152	MTBE (Methyl-t-Butyl Ether)	1634-04-4	0.033	Summer	Indoor	211	0.016	0.080	3.3	0.0	10.9	0.018	0.017	0.016	0.016	0.016	0.016	0.016	0.016
					Outdoor	214	0.016	0.053	3.7	0.0	13.3	0.017	0.017	0.016	0.016	0.016	0.016	0.016	0.016
				Winter	Indoor	224	0.016	0.067	0.9	0.0	4.3	0.017	0.017	0.016	0.016	0.016	0.016	0.016	0.016
					Outdoor	214	0.016	0.016	0.0	0.0	0.0	0.016	0.016	0.016	0.016	0.016	0.016	0.016	0.016
153	MIBK (Methyl isobutyl ketone)	108-10-1	0.006	Summer	Indoor	211	0.003	23.400	99.5	95.7	100.0	1.568	0.830	0.235	0.435	0.675	1.465	2.210	8.030
					Outdoor	214	0.044	18.408	100.0	100.0	100.0	0.278	0.146	0.060	0.094	0.132	0.206	0.310	0.398
				Winter	Indoor	224	0.003	5.000	98.2	84.3	100.0	0.373	0.228	0.075	0.140	0.213	0.405	0.790	1.090
					Outdoor	215	0.003	0.330	99.1	91.8	100.0	0.071	0.055	0.014	0.034	0.058	0.086	0.130	0.184
154	MVK (Methyl vinyl ketone)	78-94-4	0.007	Summer	Indoor	211	0.003	8.370	86.3	56.9	97.8	1.137	0.521	0.003	0.725	1.030	1.445	1.990	2.460
					Outdoor	214	0.003	1.768	98.6	87.5	100.0	0.482	0.402	0.212	0.300	0.399	0.556	0.856	1.250
				Winter	Indoor	224	0.003	3.660	67.0	17.9	95.7	0.341	0.088	0.003	0.003	0.300	0.480	0.695	0.915
					Outdoor	215	0.003	0.358	27.4	1.2	74.5	0.045	0.010	0.003	0.003	0.003	0.082	0.160	0.206

Appendix C: 2006 WOEAS VOC Data Summary Tables

Index #	VOC SPECIES [all concentrations in µg/m^3]	CAS #	MDL	Season	Exposure Category	Count	Min	Max	% Samples > MDL	% homes > MDL for all samples	% homes > MDL for at least 1 sample	Arithmetic Mean	Geometric Mean	5th Percentile	25th Percentile	50th Percentile / Median	75th Percentile	90th Percentile	95th Percentile
155	Naphthalene	91-20-3	0.062	Summer	Indoor	189	0.197	158.050	100.0	100.0	100.0	6.322	2.006	0.540	0.840	1.637	2.820	10.933	20.133
					Outdoor	214	0.031	9.951	97.7	80.0	100.0	0.437	0.276	0.077	0.178	0.259	0.421	0.710	1.013
				Winter	Indoor	206	0.031	42.960	99.0	91.8	100.0	1.928	0.718	0.203	0.387	0.564	1.117	3.570	7.000
					Outdoor	214	0.031	0.739	76.2	20.8	97.9	0.131	0.099	0.031	0.064	0.115	0.179	0.245	0.329
156	n-Butylbenzene	104-51-8	0.042	Summer	Indoor	211	0.021	9.577	88.6	62.5	97.8	0.771	0.267	0.021	0.090	0.257	0.660	2.323	4.083
					Outdoor	214	0.021	0.142	39.3	1.2	91.1	0.038	0.032	0.021	0.021	0.021	0.049	0.075	0.103
				Winter	Indoor	224	0.021	4.483	83.0	43.8	95.7	0.260	0.116	0.021	0.050	0.107	0.282	0.560	1.160
					Outdoor	214	0.021	0.049	2.3	0.0	10.6	0.021	0.021	0.021	0.021	0.021	0.021	0.021	0.021
157	Nonane	111-84-2	0.025	Summer	Indoor	211	0.073	80.000	100.0	100.0	100.0	4.832	1.424	0.203	0.477	0.993	3.735	11.467	29.813
					Outdoor	214	0.041	1.788	100.0	100.0	100.0	0.171	0.141	0.051	0.098	0.140	0.193	0.288	0.412
				Winter	Indoor	224	0.080	25.200	100.0	100.0	100.0	1.447	0.596	0.127	0.260	0.408	1.298	3.820	5.970
					Outdoor	214	0.012	0.244	97.2	80.8	100.0	0.077	0.067	0.029	0.049	0.069	0.089	0.135	0.161
158	n-Propylbenzene	103-65-1	0.040	Summer	Indoor	211	0.113	17.537	100.0	100.0	100.0	1.490	0.666	0.170	0.297	0.437	1.360	4.637	7.067
					Outdoor	214	0.020	0.925	99.5	95.7	100.0	0.161	0.131	0.051	0.086	0.131	0.193	0.305	0.447
				Winter	Indoor	224	0.063	9.830	100.0	100.0	100.0	0.477	0.281	0.083	0.140	0.272	0.437	1.257	1.713
					Outdoor	214	0.020	0.345	80.8	25.3	100.0	0.067	0.055	0.020	0.042	0.056	0.087	0.129	0.152
159	Octane	111-65-9	0.038	Summer	Indoor	211	0.127	22.673	100.0	100.0	100.0	2.078	1.029	0.247	0.465	0.890	1.910	4.920	9.350
					Outdoor	214	0.040	0.982	100.0	100.0	100.0	0.164	0.138	0.050	0.092	0.134	0.205	0.287	0.360
				Winter	Indoor	224	0.019	3.837	99.6	95.8	100.0	0.636	0.448	0.143	0.245	0.425	0.823	1.600	1.740
					Outdoor	214	0.019	0.544	92.1	56.7	100.0	0.085	0.072	0.019	0.052	0.072	0.098	0.133	0.174
160	o-Xylene	95-47-6	0.042	Summer	Indoor	211	0.250	185.730	100.0	100.0	100.0	8.748	3.296	0.680	1.417	2.623	5.933	23.980	41.977
					Outdoor	214	0.128	8.471	100.0	100.0	100.0	0.666	0.523	0.189	0.341	0.512	0.732	1.178	1.670
				Winter	Indoor	224	0.247	937.350	100.0	100.0	100.0	8.041	1.193	0.370	0.642	1.025	1.835	4.027	7.880
					Outdoor	214	0.021	3.546	99.1	91.8	100.0	0.318	0.255	0.103	0.169	0.257	0.380	0.608	0.771
161	p-Cymene (1-Methyl-4-Isopropylbenzene)	99-87-6	0.030	Summer	Indoor	211	0.130	23.770	100.0	100.0	100.0	2.740	1.780	0.353	1.043	1.826	3.497	5.173	6.617
					Outdoor	214	0.015	0.183	80.8	26.8	100.0	0.051	0.043	0.015	0.032	0.045	0.065	0.091	0.102
				Winter	Indoor	224	0.083	5.310	100.0	100.0	100.0	0.895	0.653	0.197	0.415	0.660	1.123	1.833	2.447
					Outdoor	214	0.015	0.073	4.7	0.0	19.1	0.016	0.016	0.015	0.015	0.015	0.015	0.015	0.015

Appendix C: 2006 WOEAS VOC Data Summary Tables

Index #	VOC SPECIES [all concentrations in µg/m^3]	CAS #	MDL	Season	Exposure Category	Count	Min	Max	% Samples > MDL	% homes > MDL for all samples	% homes > MDL for at least 1 sample	Arithmetic Mean	Geometric Mean	5th Percentile	25th Percentile	50th Percentile / Median	75th Percentile	90th Percentile	95th Percentile
162	Pentanal	110-62-3	0.007	Summer	Indoor	211	0.003	79.335	91.5	73.1	95.7	9.837	4.245	0.003	4.535	7.495	12.440	17.745	20.225
					Outdoor	214	0.003	17.220	98.1	83.7	100.0	1.019	0.787	0.432	0.668	0.823	1.056	1.396	1.892
				Winter	Indoor	224	0.003	35.820	91.1	57.6	97.9	3.313	1.550	0.003	1.683	2.653	4.143	7.270	8.375
					Outdoor	215	0.003	2.606	73.5	29.2	97.9	0.296	0.103	0.003	0.003	0.250	0.400	0.586	0.754
163	Pentane	109-66-0	0.060	Summer	Indoor	The 2006 samples for pentane were not resolvable via GCMS due to interference from excessive peak overlap. No useful data was obtained.													
					Outdoor														
				Winter	Indoor														
					Outdoor														
164	Propane	74-98-6	0.162	Summer	Indoor	211	1.930	694.003	100.0	100.0	100.0	67.272	31.674	5.060	13.810	27.653	67.040	165.190	326.200
					Outdoor	214	0.584	73.478	100.0	100.0	100.0	3.587	2.763	1.036	1.978	2.795	3.665	5.234	7.496
				Winter	Indoor	224	2.437	607.263	100.0	100.0	100.0	44.083	21.208	4.770	10.523	17.148	42.154	108.933	189.657
					Outdoor	213	1.246	9.543	100.0	100.0	100.0	3.290	3.098	1.816	2.356	3.077	3.806	4.928	5.618
165	Propene	115-07-1	0.089	Summer	Indoor	211	0.243	8.167	100.0	100.0	100.0	1.490	1.181	0.410	0.723	1.070	1.770	3.083	4.047
					Outdoor	214	0.177	1.291	100.0	100.0	100.0	0.471	0.430	0.223	0.307	0.421	0.590	0.777	0.849
				Winter	Indoor	224	0.217	7.030	100.0	100.0	100.0	1.199	0.963	0.397	0.622	0.945	1.381	1.993	3.093
					Outdoor	213	0.135	1.124	100.0	100.0	100.0	0.457	0.417	0.202	0.300	0.407	0.555	0.799	0.848
166	Propionaldehyde	123-38-6	0.013	Summer	Indoor	211	0.007	23.345	96.7	80.4	100.0	7.805	5.553	2.244	4.740	7.480	9.905	13.195	16.565
					Outdoor	214	0.007	15.232	99.5	95.7	100.0	2.003	1.752	1.014	1.354	1.697	2.320	2.844	3.542
				Winter	Indoor	224	0.007	9.395	96.9	80.8	100.0	3.218	2.433	1.050	2.108	2.940	4.055	5.800	6.850
					Outdoor	215	0.286	3.860	100.0	100.0	100.0	0.899	0.833	0.488	0.650	0.794	1.010	1.382	1.676
167	Propyl alcohol (1-Propanol)	71-23-8	0.016	Summer	Indoor	211	0.355	48.620	100.0	100.0	100.0	2.614	1.920	0.710	1.245	1.795	2.590	4.470	5.405
					Outdoor	214	0.008	3.522	99.1	91.5	100.0	0.213	0.166	0.084	0.122	0.155	0.212	0.356	0.522
				Winter	Indoor	224	0.275	50.240	100.0	100.0	100.0	1.993	1.066	0.400	0.653	0.920	1.348	3.135	4.325
					Outdoor	215	0.008	1.270	96.7	74.1	100.0	0.094	0.071	0.024	0.052	0.074	0.102	0.150	0.232
168	Propyne	74-99-7	0.052	Summer	Indoor	211	0.026	0.503	50.2	13.0	89.1	0.074	0.052	0.026	0.026	0.052	0.087	0.170	0.247
					Outdoor	213	0.026	0.093	20.7	0.0	68.9	0.035	0.032	0.026	0.026	0.026	0.026	0.068	0.076
				Winter	Indoor	224	0.026	0.343	70.5	25.7	97.9	0.081	0.064	0.026	0.026	0.067	0.100	0.160	0.213
					Outdoor	213	0.026	0.100	24.4		66.0	0.036	0.032	0.026	0.026	0.026	0.026	0.067	0.075

Appendix C: 2006 WOEAS VOC Data Summary Tables

Index #	VOC SPECIES [all concentrations in µg/m^3]	CAS #	MDL	Season	Exposure Category	Count	Min	Max	% Samples > MDL	% homes > MDL for all samples	% homes > MDL for at least 1 sample	Arithmetic Mean	Geometric Mean	5th Percentile	25th Percentile	50th Percentile / Median	75th Percentile	90th Percentile	95th Percentile
169	sec-Butylbenzene	135-98-8	0.037	Summer	Indoor	211	0.018	4.727	80.1	66.7	84.8	0.343	0.116	0.018	0.043	0.093	0.283	0.827	1.960
					Outdoor	214	0.018	0.100	8.4	0.0	28.9	0.021	0.020	0.018	0.018	0.018	0.018	0.018	0.048
				Winter	Indoor	224	0.018	1.813	53.6	33.9	68.1	0.108	0.050	0.018	0.018	0.040	0.116	0.300	0.477
					Outdoor	214	0.018	0.038	0.5	0.0	2.1	0.018	0.018	0.018	0.018	0.018	0.018	0.018	0.018
170	Styrene	100-42-5	0.037	Summer	Indoor	211	0.083	5.820	100.0	100.0	100.0	1.815	1.354	0.283	0.837	1.440	2.613	3.777	4.360
					Outdoor	214	0.019	0.224	73.4	8.4	100.0	0.058	0.047	0.019	0.019	0.052	0.078	0.100	0.120
				Winter	Indoor	224	0.103	2.313	100.0	100.0	100.0	0.538	0.442	0.170	0.298	0.443	0.713	1.003	1.377
					Outdoor	214	0.019	0.191	54.7	8.6	87.2	0.045	0.036	0.019	0.019	0.041	0.063	0.082	0.102
171	t-1,2-Dichloroethene	156-60-5	0.055	Summer	Indoor	211	0.027	0.110	0.5	0.0	2.2	0.028	0.027	0.027	0.027	0.027	0.027	0.027	0.027
					Outdoor	214	0.027	0.065	0.5	0.0	2.2	0.027	0.027	0.027	0.027	0.027	0.027	0.027	0.027
				Winter	Indoor	224	0.027	0.027	0.0	0.0	0.0	0.027	0.027	0.027	0.027	0.027	0.027	0.027	0.027
					Outdoor	214	0.027	0.027	0.0	0.0	0.0	0.027	0.027	0.027	0.027	0.027	0.027	0.027	0.027
172	t-1,2-Dimethylcyclohexane	6876-23-9	0.060	Summer	Indoor	211	0.030	30.170	84.8	54.2	97.8	0.727	0.187	0.030	0.077	0.170	0.307	1.013	2.750
					Outdoor	214	0.030	0.443	16.4	0.0	60.0	0.042	0.036	0.030	0.030	0.030	0.030	0.073	0.086
				Winter	Indoor	224	0.030	1.097	66.1	35.4	87.2	0.147	0.087	0.030	0.030	0.080	0.157	0.367	0.540
					Outdoor	214	0.030	0.272	1.9	0.0	8.5	0.032	0.031	0.030	0.030	0.030	0.030	0.030	0.030
173	t-1,3-Dichloropropene	10061-02-6	0.030	Summer	Indoor	211	0.015	0.033	0.5	0.0	2.2	0.015	0.015	0.015	0.015	0.015	0.015	0.015	0.015
					Outdoor	214	0.015	0.015	0.0	0.0	0.0	0.015	0.015	0.015	0.015	0.015	0.015	0.015	0.015
				Winter	Indoor	224	0.015	0.015	0.0	0.0	0.0	0.015	0.015	0.015	0.015	0.015	0.015	0.015	0.015
					Outdoor	214	0.015	0.015	0.0	0.0	0.0	0.015	0.015	0.015	0.015	0.015	0.015	0.015	0.015
174	t-1,4-Dimethylcyclohexane	2207-04-7	0.001	Summer	Indoor	211	0.007	9.933	100.0	100.0	100.0	0.309	0.099	0.017	0.040	0.083	0.183	0.500	1.247
					Outdoor	214	0.004	0.192	100.0	100.0	100.0	0.020	0.017	0.007	0.011	0.016	0.025	0.033	0.042
				Winter	Indoor	224	0.010	0.853	100.0	100.0	100.0	0.075	0.045	0.013	0.023	0.040	0.070	0.197	0.260
					Outdoor	214	0.002	0.113	100.0	100.0	100.0	0.011	0.010	0.004	0.007	0.010	0.013	0.018	0.021
175	t-2-Butene	624-64-6	0.332	Summer	Indoor	211	0.166	24.247	18.0	14.0	23.9	1.161	0.273	0.166	0.166	0.166	0.166	1.990	6.970
					Outdoor	213	0.166	0.962	0.9	0.0	4.4	0.170	0.168	0.166	0.166	0.166	0.166	0.166	0.166
				Winter	Indoor	224	0.166	6.413	10.3	8.2	12.8	0.383	0.206	0.166	0.166	0.166	0.166	0.350	1.673
					Outdoor	213	0.166	0.166	0.0	0.0	0.0	0.166	0.166	0.166	0.166	0.166	0.166	0.166	0.166

Appendix C: 2006 WOEAS VOC Data Summary Tables

Index #	VOC SPECIES [all concentrations in µg/m^3]	CAS #	MDL	Season	Exposure Category	Count	Min	Max	% Samples > MDL	% homes > MDL for all samples	% homes > MDL for at least 1 sample	Arithmetic Mean	Geometric Mean	5th Percentile	25th Percentile	50th Percentile / Median	75th Percentile	90th Percentile	95th Percentile
176	t-2-Heptene	14686-13-6	0.018	Summer	Indoor	211	0.009	2.947	46.0	21.0	63.0	0.092	0.020	0.009	0.009	0.009	0.023	0.130	0.490
					Outdoor	214	0.009	0.032	3.7	0.0	11.1	0.009	0.009	0.009	0.009	0.009	0.009	0.009	0.009
				Winter	Indoor	224	0.009	0.240	13.8	7.3	25.5	0.017	0.011	0.009	0.009	0.009	0.009	0.030	0.037
					Outdoor	214	0.009	0.009	0.0	0.0	0.0	0.009	0.009	0.009	0.009	0.009	0.009	0.009	0.009
177	t-2-Hexene	4050-45-7	0.025	Summer	Indoor	211	0.013	17.297	47.4	11.5	89.1	0.538	0.042	0.013	0.013	0.013	0.070	1.077	3.557
					Outdoor	214	0.013	0.154	33.6	0.0	71.1	0.025	0.019	0.013	0.013	0.013	0.029	0.054	0.079
				Winter	Indoor	224	0.013	1.450	33.5	6.8	66.0	0.072	0.023	0.013	0.013	0.013	0.030	0.120	0.410
					Outdoor	214	0.013	0.044	4.2	0.0	19.1	0.013	0.013	0.013	0.013	0.013	0.013	0.013	0.013
178	t-2-Octene	13389-42-9	0.032	Summer	Indoor	211	0.016	6.770	33.2	8.5	67.4	0.204	0.037	0.016	0.016	0.016	0.067	0.450	0.743
					Outdoor	214	0.016	0.286	1.9	0.0	6.7	0.019	0.017	0.016	0.016	0.016	0.016	0.016	0.016
				Winter	Indoor	224	0.016	0.640	5.8	0.0	21.3	0.029	0.018	0.016	0.016	0.016	0.016	0.016	0.040
					Outdoor	214	0.016	0.016	0.0	0.0	0.0	0.016	0.016	0.016	0.016	0.016	0.016	0.016	0.016
179	t-2-Pentene	646-04-8	0.017	Summer	Indoor	211	0.009	79.277	97.6	84.0	100.0	3.045	0.279	0.063	0.103	0.157	0.347	6.123	22.227
					Outdoor	214	0.021	0.674	100.0	100.0	100.0	0.116	0.089	0.030	0.053	0.086	0.137	0.234	0.371
				Winter	Indoor	224	0.009	7.735	80.8	38.8	97.9	0.371	0.086	0.009	0.050	0.093	0.163	0.453	2.670
					Outdoor	214	0.009	0.254	82.7	38.2	100.0	0.041	0.031	0.009	0.021	0.032	0.052	0.083	0.108
180	t-3-Heptene	14686-14-7	0.027	Summer	Indoor	211	0.014	3.317	16.6	11.8	23.9	0.101	0.022	0.014	0.014	0.014	0.014	0.173	0.540
					Outdoor	214	0.014	0.031	0.9	0.0	4.4	0.014	0.014	0.014	0.014	0.014	0.014	0.014	0.014
				Winter	Indoor	224	0.014	0.350	8.5	1.9	14.9	0.021	0.016	0.014	0.014	0.014	0.014	0.014	0.040
					Outdoor	214	0.014	0.014	0.0	0.0	0.0	0.014	0.014	0.014	0.014	0.014	0.014	0.014	0.014
181	t-3-Methyl-2-Pentene	616-12-6	0.025	Summer	Indoor	211	0.013	8.100	25.6	15.8	43.5	0.289	0.030	0.013	0.013	0.013	0.027	0.683	1.813
					Outdoor	214	0.013	0.088	9.8	0.0	35.6	0.016	0.014	0.013	0.013	0.013	0.013	0.013	0.038
				Winter	Indoor	224	0.013	0.550	18.3	7.1	27.7	0.039	0.018	0.013	0.013	0.013	0.013	0.077	0.260
					Outdoor	214	0.013	0.013	0.0	0.0	0.0	0.013	0.013	0.013	0.013	0.013	0.013	0.013	0.013
182	t-4-Methyl-2-Pentene	674-76-0	0.026	Summer	Indoor	211	0.013	1.503	14.2	5.0	37.0	0.056	0.018	0.013	0.013	0.013	0.013	0.057	0.277
					Outdoor	214	0.013	0.046	0.9	0.0	4.4	0.013	0.013	0.013	0.013	0.013	0.013	0.013	0.013
				Winter	Indoor	224	0.013	0.107	5.8	4.0	10.6	0.016	0.014	0.013	0.013	0.013	0.013	0.013	0.043
					Outdoor	214	0.013	0.013	0.0	0.0	0.0	0.013	0.013	0.013	0.013	0.013	0.013	0.013	0.013

Appendix C: 2006 WOEAS VOC Data Summary Tables

Index #	VOC SPECIES [all concentrations in µg/m^3]	CAS #	MDL	Season	Exposure Category	Count	Min	Max	% Samples > MDL	% homes > MDL for all samples	% homes > MDL for at least 1 sample	Arithmetic Mean	Geometric Mean	5th Percentile	25th Percentile	50th Percentile / Median	75th Percentile	90th Percentile	95th Percentile
183	tert-Butylbenzene	98-06-6	0.044	Summer	Indoor	211	0.022	0.480	2.4	0.0	8.7	0.027	0.023	0.022	0.022	0.022	0.022	0.022	0.022
					Outdoor	214	0.022	0.506	1.4	0.0	6.7	0.027	0.023	0.022	0.022	0.022	0.022	0.022	0.022
				Winter	Indoor	224	0.022	1.665	12.5	0.0	34.0	0.055	0.028	0.022	0.022	0.022	0.022	0.070	0.150
					Outdoor	214	0.022	0.045	0.5	0.0	2.1	0.022	0.022	0.022	0.022	0.022	0.022	0.022	0.022
184	Tetrachloroethene	127-18-4	0.106	Summer	Indoor	211	0.053	29.360	99.1	91.7	100.0	2.047	0.696	0.143	0.233	0.457	2.167	5.683	9.790
					Outdoor	214	0.053	1.253	71.0	9.8	100.0	0.181	0.137	0.053	0.053	0.146	0.220	0.307	0.599
				Winter	Indoor	224	0.053	46.327	94.6	64.9	100.0	0.862	0.321	0.053	0.168	0.233	0.522	2.007	4.020
					Outdoor	214	0.053	0.539	72.9	14.8	97.9	0.138	0.119	0.053	0.053	0.131	0.175	0.218	0.256
185	Toluene	108-88-3	0.069	Summer	Indoor	211	1.750	341.207	100.0	100.0	100.0	45.852	24.988	6.125	11.990	21.730	39.127	145.827	225.207
					Outdoor	214	0.851	58.516	100.0	100.0	100.0	5.337	4.076	1.334	2.620	3.865	6.465	10.482	12.771
				Winter	Indoor	224	1.813	130.720	100.0	100.0	100.0	15.731	9.947	3.033	5.443	8.332	16.532	38.703	47.820
					Outdoor	214	0.286	27.385	100.0	100.0	100.0	2.672	2.005	0.690	1.241	1.904	3.098	5.094	6.649
186	Trichloroethene	79-01-6	0.105	Summer	Indoor	211	0.052	2.623	74.4	41.7	84.8	0.195	0.145	0.052	0.052	0.157	0.253	0.383	0.475
					Outdoor	214	0.052	0.823	23.4	1.4	57.8	0.088	0.070	0.052	0.052	0.052	0.052	0.162	0.259
				Winter	Indoor	224	0.052	2.950	49.1	19.1	72.3	0.117	0.089	0.052	0.052	0.052	0.142	0.200	0.240
					Outdoor	214	0.052	0.331	7.5	1.7	27.7	0.061	0.057	0.052	0.052	0.052	0.052	0.052	0.117
187	Undecane	1120-21-4	0.030	Summer	Indoor	211	0.323	84.267	100.0	100.0	100.0	11.443	5.136	0.690	1.863	5.270	11.623	31.360	53.413
					Outdoor	214	0.015	6.222	99.5	95.7	100.0	0.405	0.317	0.107	0.227	0.327	0.440	0.610	0.951
				Winter	Indoor	224	0.015	49.623	99.6	95.8	100.0	5.285	2.201	0.477	0.938	1.712	4.318	18.713	26.233
					Outdoor	214	0.015	0.493	96.7	74.1	100.0	0.122	0.102	0.036	0.075	0.106	0.151	0.220	0.268
188	Vinylchloride (Chloroethene)	75-01-4	0.046	Summer	Indoor	211	0.023	0.237	5.2	4.3	6.5	0.030	0.025	0.023	0.023	0.023	0.023	0.023	0.053
					Outdoor	213	0.023	0.023	0.0	0.0	0.0	0.023	0.023	0.023	0.023	0.023	0.023	0.023	0.023
				Winter	Indoor	224	0.023	0.023	0.0	0.0	0.0	0.023	0.023	0.023	0.023	0.023	0.023	0.023	0.023
					Outdoor	213	0.023	0.023	0.0	0.0	0.0	0.023	0.023	0.023	0.023	0.023	0.023	0.023	0.023