

# SENIORS' HOUSING REPORT

## Quebec



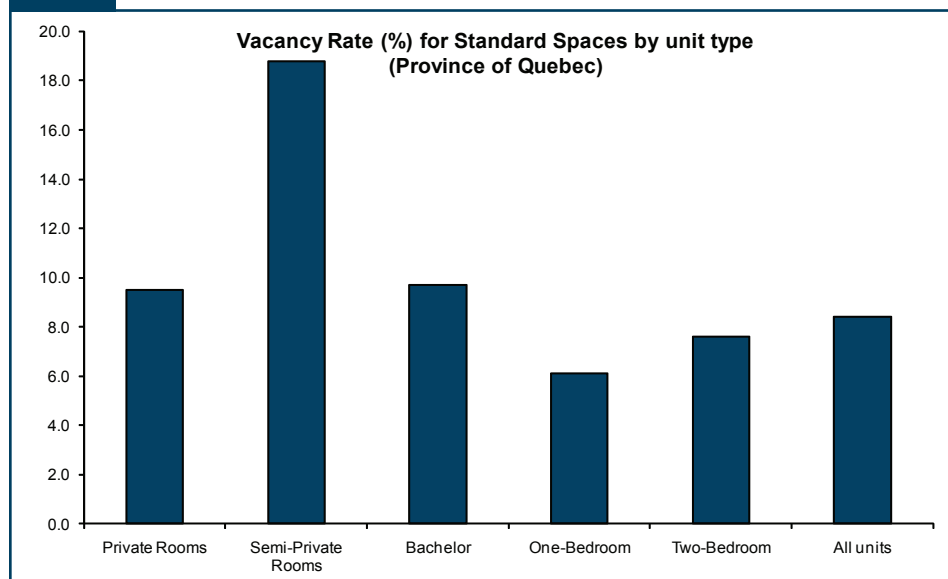
CANADA MORTGAGE AND HOUSING CORPORATION

Date Released: 2012

## Highlights

- The vacancy rate for standard spaces<sup>1</sup> showed little changed in Quebec in 2012. It was measured at 8.4 per cent in February, compared to 8.1 per cent over the same period in 2011.
- This stability in the overall vacancy rate stems from unchanged levels of supply and demand over the last year.
- It cost an average of \$1,475 per month to live in a retirement home in the province.
- The capture rate stood at 17.8 per cent. This result is identical to those of the last two years and stems from stable population and demand of the target group.

Figure 1



Source: CMHC

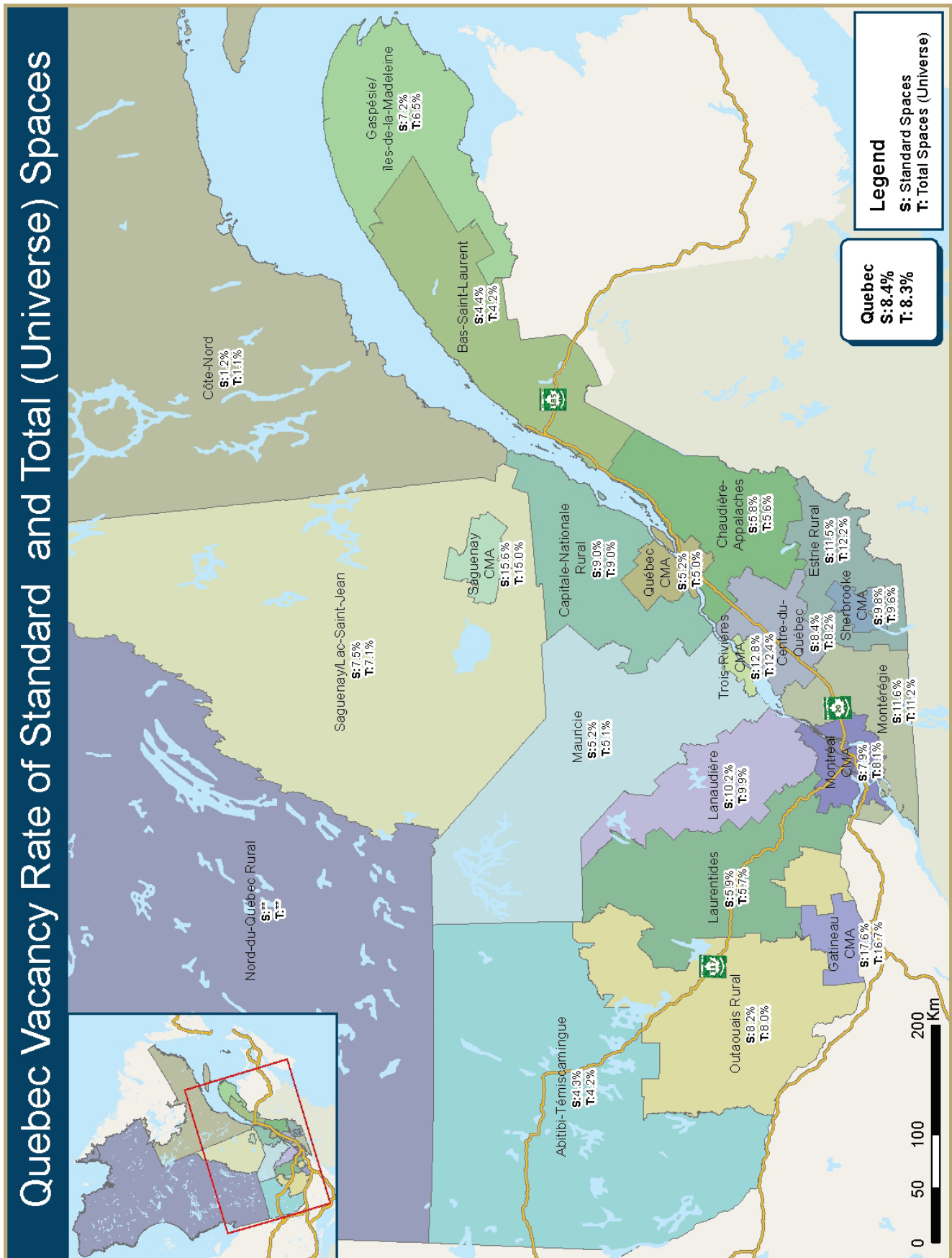
<sup>1</sup> Places requiring less than an hour and a half of medical care per day

## Table of Contents

- 1 Highlights
- 2 Map
- 3 The vacancy rate remains stable in 2012
- 3 In large urban centers
- 3 CMA
- 6 The capture rate remains stable
- 6 Rents
- 6 Services and amenities offered
- 8 Tables

## SUBSCRIBE NOW!

Access CMHC's Market Analysis Centre publications quickly and conveniently on the Order Desk at [www.cmhc.ca/housingmarketinformation](http://www.cmhc.ca/housingmarketinformation). View, print, download or subscribe to get market information e-mailed to you on the day it is released. CMHC's electronic suite of national standardized products is available for free.



## The vacancy rate remains stable in 2012

According to Canada Mortgage and Housing Corporation's (CMHC), most recent retirement homes survey, the vacancy rate for standard spaces (places requiring less than an hour and a half of care per day) showed little changed in Quebec in 2012. It was measured at 8.4 per cent in February, compared to 8.1 per cent over the same period in 2011 and 8.4 per cent in 2010.

As was the case last year, this stability stems from an unchanged level of demand and supply.

On the demand side, as well as the slower demographic growth, the constant increase of new substitute products also contributes to maintain vacancy rates at their current levels. Both the traditional rental market - which excludes the cost of meals and medical care - and that of condominiums offered for rent are also able to meet the needs of some aging client base, thus holding back demand in the retirement home market.

Meanwhile supply remains in a holding pattern for as long as tangible signs of rebounding demand are visible.

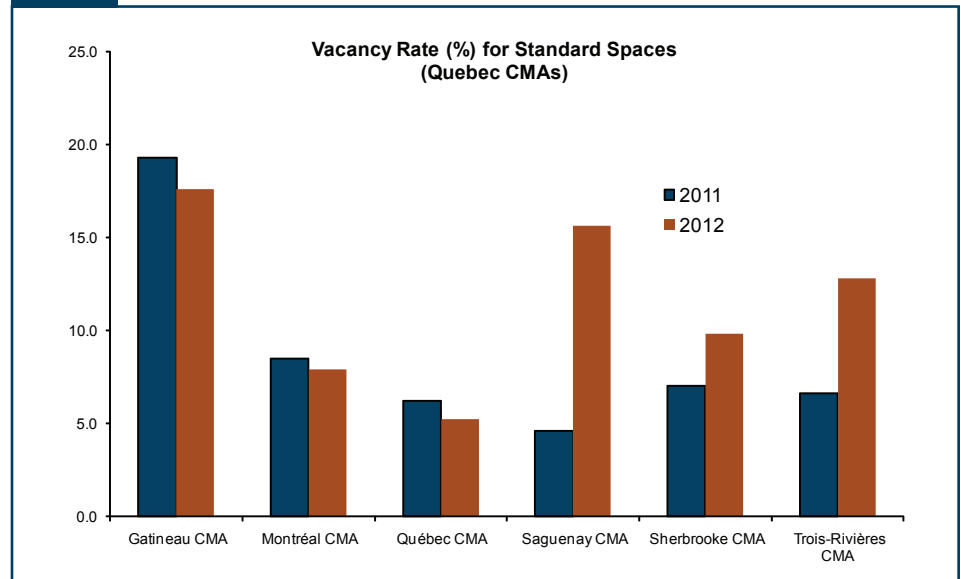
### In large urban centers

(see Table 1.1)

As in previous years, the retirement homes survey results differ greatly from one Census Metropolitan Area (CMA) to the other in Quebec.

Few changes are noted in the Montreal (7.9 per cent) and Quebec (5.2 per cent) markets, thus maintaining their vacancy rates below 10 per cent.

Figure 2



Source: CMHC

Although a tightening market is recorded in the Gatineau CMA (17.6 per cent), this region still shows the highest vacancy rate of CMAs in the province.

The Trois-Rivières CMA (12.8 per cent) and Saguenay (15.6 per cent) CMAs experienced significant easing of their markets. The Sherbrooke CMA (9.8 per cent) also recorded a certain easing of its market.

It should be noted that within these regions of the state market can vary greatly. These differences reflect, among other things, preferences and limitations of seniors in various districts, as well as development opportunities in those neighbourhoods. Also, the low willingness (and ability) of seniors to migrate from one neighbourhood to another is also notable.

### The Montréal CMA

In the Montreal CMA, the market has tightened slightly. Indeed, the vacancy rate went from 8.5 per cent in 2011 to 7.9 per cent in 2012. Some

variations by type of unit are also noted: the rate remains stable for one bedroom apartments, but it decreases for single rooms and apartments of two bedrooms.

As in recent years, the vacancy rate is at its lowest for one (5.9 per cent) and two bedroom (4.5 per cent) apartments. The room-and-board and bachelor segments post a higher vacancy rate (11.2 per cent for single rooms, 11.4 per cent for semi-private rooms and 11.7 per cent for bachelor units).

As for the various sectors of the CMA, the market situation varies: in the western portion of the South Shore, the vacancy rate is 2.2 per cent while it reached 11.1 per cent in Vaudreuil-Soulanges and the center of the island.

The average rent for standard spaces in the CMA is estimated at \$ 1,549 and reflects the majority of large sectors of the region. However, North Shore (\$ 1,462) and St. Jerome (\$ 1,361) sectors stand out.

## The Québec CMA

Among the province's major urban centres, the Québec CMA is one whose retirement home market is the tightest. Estimated at 5.2 per cent in 2012, the vacancy rate for standard spaces is lower than in 2011 (6.2 per cent). Tight market conditions are particularly noted for larger apartment units (two bedrooms).

The market evolved differently for bedrooms as the vacancy rate for this type of room (6.6 per cent) increased from 5.5 per cent a year earlier.

Regarding the average rent for standard spaces, it amounts to \$ 1,604 according to the 2012 survey. The sector which includes Ste.-Foy, Sillery, Cap-Rouge and St.-Augustin shows the highest average rent (\$ 1,793) while the Basse-Ville records a rent of \$ 1,366.

Moreover, the Québec area is among those with the highest share of seniors living in retirement homes. Just under one in four seniors aged 75 and over lives in a retirement home.

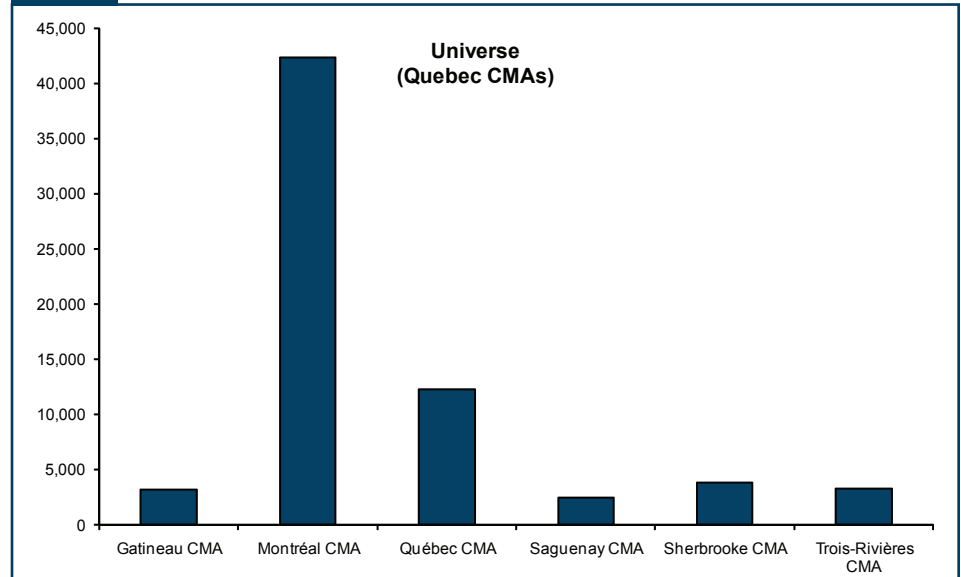
## The Gatineau CMA

The vacancy rate in the Gatineau region has decreased according to the 2012 survey. From 19.3 per cent in 2011 to 17.6 per cent this year, the rate remains the highest of all CMAs in Quebec. It is important to note that the Gatineau region is also the CMA which possesses the highest the proportion of high-end units (rent of \$ 1,600 and more) at 56 per cent.

Stability of supply, combined with a slight increase in demand (from a certain growth of households aged 75 years and over) helped the vacancy rate to decline somewhat this year.

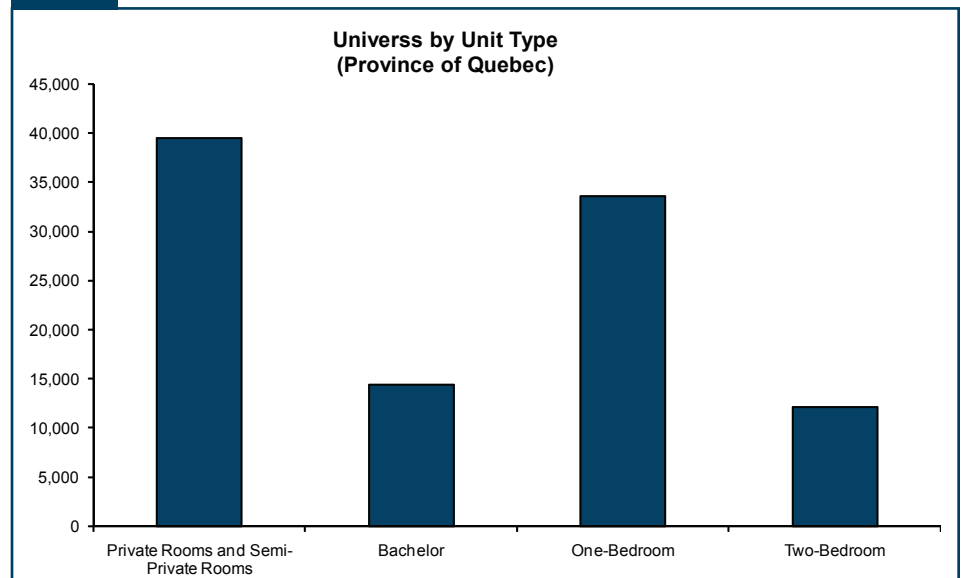
Estimated at \$ 1,746, the average rent for standard spaces of Gatineau

Figure 3



Source: CMHC

Figure 4



Source: CMHC

area is the highest of CMAs in the province. At the sector level, it reached \$ 1,834 in Gatineau West, while in the eastern part of the CMA, the average rent is \$ 1,687.

## The Sherbrooke CMA

In the Sherbrooke CMA, the vacancy rate (9.8 per cent) rebounded from the last two surveys. Estimated at 7.8 per cent in 2010, the rate had fallen

to 7.0 per cent last year and then bounced back this year. The vacancy rate has increased the most in the City of Sherbrooke (from 7.0 per cent to 8.7 per cent) and its periphery (from 7.6 per cent to 19.8 per cent). In Magog, the vacancy rate went from 6.7 per cent to 5.3 per cent.

According to the survey, the vacancy rate stood at 7.5 per cent for one bedroom units and at 4.4 per cent for

two-bedroom apartments.

The average rent for standard spaces increased slightly within the CMAs and is estimated at \$ 1,298 in 2012. It borders the \$ 1,400 level in the northern sector and is at its lowest in Magog (\$ 1,215).

## The Trois-Rivières CMA

The market eased in the Trois-Rivières. The share of unoccupied standard place has reached 12.8 per cent in 2012 (compared to 6.6 per cent in 2011). This easing of the market is due to an increase in supply in the Trois-Rivières area.

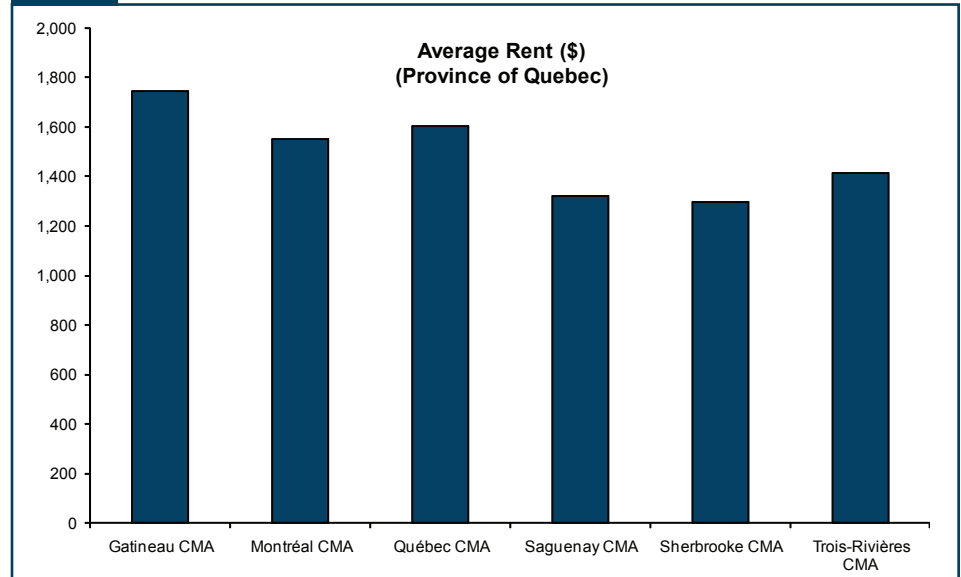
This easing was evident in the case of both rooms and apartments. The percentage of single rooms unoccupied rose to 9.5 per cent (compared to 5.6 per cent in 2011). The apartment market segment recorded a more significant movement: the vacancy rate for bachelor units climbed from 6.0 per cent to 12.6 per cent while the one-bedroom apartments went from 7.4 per cent to 13.9 per cent. Finally, the share unoccupied two-bedroom apartments jumped from 8.4 per cent in 2011 to 20.0 per cent this year.

Regarding the average rent for standard spaces, it rose from \$ 1,308 in 2011 to \$ 1,415. This increase is likely due to the recent addition of new retirement homes in certain areas of the CMA.

## The Saguenay CMA

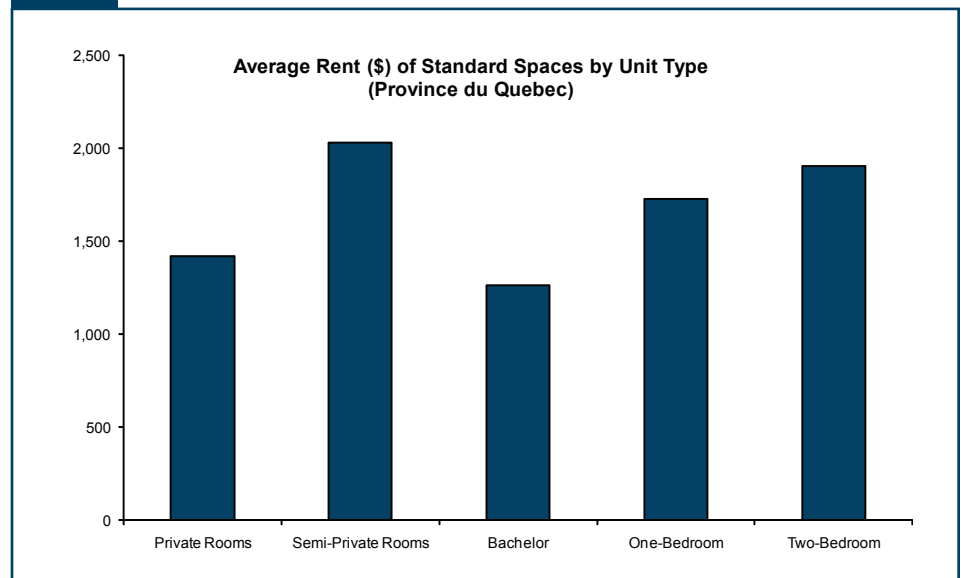
Like Trois-Rivières, the Saguenay market shows significant relaxation: the vacancy rate for standard spaces increased from 4.6 per cent to 15.6 per cent between 2011 and 2012. The sectors of Chicoutimi and Jonquière illustrate this particularly well, whereas

Figure 5



Source: CMHC

Figure 6



Source: CMHC

the sector of La Baie narrowed slightly. This last sector also has much tighter condition, as the vacancy rate was 2.9 per cent in February. The significant easing observed in Saguenay reflects the recent increase in supply in this market.

As for the average rent for standard spaces, it is estimated at \$ 1,323 for the region as a whole. In Chicoutimi,

it reached \$ 1,427 while in the La Baie sector, it is at \$ 1,226.



## The capture rate remains stable

As Quebec's population ages, needs and preferences in housing are changing, especially for the 75 and over population. It is therefore important to monitor this phenomenon in the province.

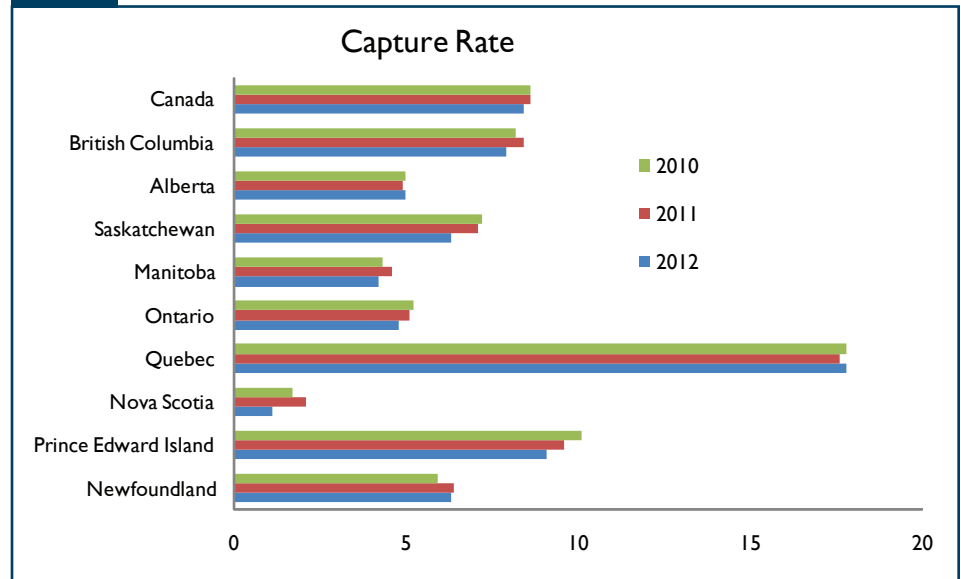
Representing the share of the population aged 75 and over living in a retirement home, the capture rate is an important statistic in the analysis of this market, as it provides an insight to the popularity of this form of housing.

According to the 2012 survey, the capture rate stood at 17.8 per cent. This result is identical to those of the last two years and stems from stable population and demand of the target group.

In major urban centers of Quebec, there is still some diversity in the capture rate. Again, the Montréal, Gatineau and Saguenay areas displayed a rate similar to the provincial average. The CMA of Trois-Rivières, Québec and Sherbrooke stand out with a rate that exceeds 20 per cent. In the case of Sherbrooke, the rate reached 26.2 per cent (see Table 1.4). Regarding the evolution of this index since last year, we see an increase of about a point on the side of the Gatineau and Saguenay, while the CMA Québec City, Sherbrooke and Trois-Rivières registered a decline of the same order of magnitude.

Nationally, Quebec continues to stand out from the rest of Canada. As shown in Figure 7, the Quebec rate approaches the 20 per cent while that of several provinces (including Ontario) is around 5 per cent. A look at the results from the 2006 census from Statistics Canada provides an initial view on this situation: the rate of freehold and condominium tenure

Figure 7



Sources: CMHC, Statistic Canada

in the 75 years and over segment is higher in Ontario.

## Rents

According to the 2012 survey, the average rent for a standard room in a retirement home was \$ 1,475. The breakdown of this result according to room type reveals a diverse picture. For room and board units, the average rent is about \$ 1,400 for single rooms and exceeds \$ 2,000 for semi-private rooms. As for apartments, the average rent ranges between \$ 1,263 (for bachelor units) and approximately \$ 1,900 (two-bedroom apartments). Regarding change in rent, the survey revealed significant increases in several cases. Although the survey results do not allow a rigorous interpretation of changes in rents, it is likely they are due to the intrinsic characteristics of the dwellings such as size, age, services offered and geographic location.

The analysis of vacancy rates by rent range shows some consistency in the results. Apart from the range for which the average rent is \$ 900 (vacancy rate of approximately 11

per cent), all others post a rate similar to the provincial average (see Table 1.4).

## Services and amenities offered

It is absolutely necessary to take into account the diversity of services offered by the various residences, as it greatly influences the survey results. Tables 2.4 and 2.5 show the percentage of homes where some services and amenities are offered.

As for meals, although they are required in the vast majority of homes (80 per cent), the share decreases with the size of the building. This phenomenon is observed in the Montreal and Quebec areas. When meals packages are required, they include three meals.

With regard to medical services, while about 50 per cent of residences offer them, their presence is more common in larger residences. The same can be said for the presence of a nurse. As for pharmacies, approximately 20 per cent of homes have them. And for other

medical services, the share increases with the size of the building.

The most common feature in retirement homes is the presence of a 24 hour call system. This service is offered in approximately 97 per cent of cases and does not depend on the size of the building.

According to the survey, the supply of such services is greatest in larger CMAs (Montreal, Quebec City and Gatineau).

In terms of amenities, their frequency varies between 14 and 40 per cent. Internet, transport services and the exercise room are among the facilities most frequently offered. According to the survey, the presence of a pool or spa is less frequent (see Table 2.5).

# TABLES INCLUDED IN THE QUÉBEC SENIORS' HOUSING REPORT

Standard Tables	Page
1.1 Vacancy Rate (%) of Standard Spaces by Unit Type	9
1.2 Vacancy Rate of Standard Spaces (%) by Rent Range (\$)	12
1.3 Vacancy Rates (%) and Average Rents (\$) of Heavy Care Spaces	15
1.4 Universe, Number of Residents Living in Universe and Capture Rate (%)	16
2.1 Universe of Total Spaces by Unit Type	19
2.2 Universe by Unit Type	21
2.3 Universe of Standard Spaces by Rent Range (\$)	22
2.4 Proportion (%) of Structures where Select Services are Available by Structure Size	23
2.5 Proportion (%) of Structures with Access to Selected Amenities by Structure Size	26
3.1 Average Rent (\$) of Standard Spaces by Unit Type	29
Optional Tables	
O1.1.1 Vacancy Rates (%) of Standard Apartment Spaces by Unit Type	32
O1.1.2 Vacancy Rates (%) of Standard Room Spaces by Unit Type	35
O1.2.1 Vacancy Rates (%) of Standard Apartment Spaces by Rent Range	38
O1.2.2 Vacancy Rates (%) of Standard Room Spaces by Rent Range	41
O1.4.1 Vacancy Rates (%) of Standard Apartment Spaces by Structure Size and Unit Type	44
O1.4.2 Vacancy Rates (%) of Standard Room Spaces by Structure Size and Unit Type	47
O2.3.1 Universe of Standard Apartment Spaces by Rent Range (\$)	50
O2.3.2 Universe of Standard Room Spaces by Rent Range (\$)	51
O2.4.1 Proportion (%) of Standard Apartment Spaces Where Meal Plan Mandatory by Unit Type	52
O2.5.1 Proportion (%) of Structures with Access to Selected Amenities by Structure Size	53
O2.6.1 Number of Residents, Number of Residents Living Alone and Number of Residents Needing Heavy Care By Structure Type	56
O3.1.1 Average Rents (\$) of Standard Apartment Spaces by Unit Type	57
O3.1.2 Average Rents (\$) of Standard Room Spaces by Unit Type	60
O3.2.1 Average Rents (\$) of Standard Apartment Spaces by Structure Size and Unit Type	63
O3.2.2 Average Rents (\$) of Standard Room Spaces by Structure Size and Unit Type	66
O3.3 Average Rent (\$) of Standard Spaces by Date Opened and Unit Type	69
O3.4 Average Rents (\$) of Standard Apartment Spaces by Meal Services and Unit Type	72
O4.1 Average Age of Residents by Structure Type	74



## I.1 Vacancy Rates (%) of Standard Spaces by Unit Type

### Quebec

Centre	Private Rooms		Semi-Private Rooms		Bachelor		One-Bedroom		Two-Bedroom		Total	
	2011	2012	2011	2012	2011	2012	2011	2012	2011	2012	2011	2012
Gatineau CMA	15.3 a	11.0 a	--	--	23.4 a	23.8 a	11.4 a	19.6 a	38.5 a	14.4 a	19.3 a	17.6 a
Gatineau East	9.2 a	8.1 a	--	--	11.9 a	8.9 a	12.5 a	23.1 a	52.5 a	18.6 a	20.7 a	17.2 a
Gatineau West	22.0 a	12.2 a	--	--	35.6 a	46.9 a	10.3 a	15.3 a	3.6 a	3.0 b	18.6 a	18.3 a
Surrounding Area	**	**	--	--	--	--	--	--	--	--	**	**
Montréal CMA	13.2 a	11.2 a	33.2 a	11.4 a	11.2 a	11.7 a	5.9 a	5.9 a	5.0 a	4.5 a	8.5 a	7.9 a
Island of Montréal	15.1 a	13.2 a	34.3 a	8.5 b	12.0 a	13.1 a	7.4 a	7.2 a	6.9 a	5.6 a	9.9 a	9.3 a
Island Centre	10.2 a	10.8 a	**	4.3 c	11.0 a	14.0 a	7.3 a	10.6 a	9.3 a	9.8 a	9.4 a	11.1 a
Island West	23.0 a	11.7 a	**	**	19.3 a	17.4 a	12.2 a	9.5 a	9.1 a	7.5 a	15.0 a	10.9 a
Island North	16.5 a	13.3 a	--	--	12.1 a	15.7 a	5.8 a	5.5 a	7.1 a	2.5 a	8.2 a	7.9 a
Island East	11.7 a	18.2 a	**	--	6.5 a	5.6 a	2.2 a	2.5 a	1.1 a	2.8 a	5.2 a	7.1 a
Vaudreuil-Soulanges	28.3 a	22.8 a	--	--	**	**	**	**	**	**	20.0 a	11.1 a
Laval-North Shore	12.0 a	9.1 a	**	**	8.6 a	9.5 a	4.2 a	4.7 a	2.9 a	2.6 a	6.4 a	5.9 a
Laval	13.7 a	9.2 a	**	**	12.3 a	10.7 a	4.0 a	5.1 a	2.6 a	2.5 a	6.2 a	5.7 a
North Shore	12.3 a	8.8 a	**	**	2.2 a	6.8 a	3.5 a	3.6 a	3.2 a	2.9 a	6.4 a	6.0 a
Saint-Jérôme	8.6 a	9.7 a	--	--	**	**	**	**	**	**	7.1 a	6.8 a
South Shore	8.7 a	9.5 a	**	**	11.7 a	10.1 a	3.1 a	3.2 a	4.6 a	5.8 a	7.0 a	6.8 a
South Shore Centre	13.6 a	13.4 a	**	**	9.0 a	12.8 a	1.7 a	2.6 a	4.6 a	7.6 a	6.7 a	7.6 a
South Shore East	6.7 a	9.5 a	--	--	14.4 a	9.3 a	5.9 a	4.7 a	5.0 a	5.1 a	8.5 a	7.2 a
South Shore West	2.9 a	4.0 a	--	--	8.4 a	2.1 a	2.0 a	0.8 a	2.9 a	++	3.7 a	2.2 a
Québec CMA	5.5 a	6.6 a	33.4 a	**	6.4 a	5.7 a	5.6 a	4.0 a	8.4 a	5.5 a	6.2 a	5.2 a
Centre North	6.0 a	6.2 a	**	**	6.9 a	6.8 a	6.4 a	4.4 a	8.7 a	5.5 a	6.9 a	5.3 a
Québec Basse-Ville	2.9 a	3.6 a	**	--	2.3 a	0.0 a	4.4 a	4.2 a	9.8 a	3.6 a	4.1 a	3.7 a
Québec Haute-Ville	11.8 a	11.1 a	--	--	5.5 a	6.0 a	6.7 a	4.1 a	5.2 a	3.3 a	6.9 a	6.1 a
Québec des Rivières	3.5 a	5.9 a	**	**	11.0 a	10.8 a	10.7 a	4.5 a	16.1 a	8.1 a	11.4 a	6.6 a
Ste-Foy, Sillery, Cap-Rouge, St-Aug.	8.2 a	5.8 a	--	**	7.3 a	4.5 a	4.2 a	4.5 a	3.7 a	4.9 a	5.1 a	4.7 a
Northern Suburbs	6.9 a	7.6 a	**	--	6.0 a	4.0 a	4.2 a	3.8 a	4.8 a	2.1 a	5.3 a	4.8 a
West	1.1 a	15.4 a	**	--	7.3 a	**	4.9 a	**	**	**	3.9 a	9.4 a
North	8.8 b	5.1 a	--	--	7.0 a	**	4.4 a	2.8 a	7.0 a	2.7 a	6.1 a	3.5 a
East	7.6 a	7.0 a	--	--	4.7 a	4.4 a	3.9 a	4.3 a	++	0.6 a	4.8 a	5.0 a
Québec South Shore	3.6 a	6.2 a	**	--	4.7 c	0.8 a	4.5 b	2.5 a	17.5 a	17.1 a	5.5 a	5.7 a
South Shore West	6.0 a	5.5 a	**	--	**	--	**	**	**	**	4.9 a	5.2 a
South Shore East	2.3 a	6.6 a	--	--	5.3 c	0.8 a	4.8 b	2.5 a	17.8 a	17.4 a	5.6 a	5.9 a
Saguenay CMA	5.6 a	9.1 a	--	--	2.6 a	19.6 a	5.5 a	21.4 a	++	10.6 a	4.6 a	15.6 a
Chicoutimi	1.5 a	7.9 a	--	--	**	**	**	24.1 a	**	**	2.9 a	16.0 a
Jonquière	8.5 a	12.0 a	--	--	2.9 a	25.3 a	5.4 a	18.7 a	++	10.9 a	5.8 a	17.2 a
La Baie	7.4 b	4.1 a	--	--	**	**	--	**	--	--	5.8 b	2.9 a
Sherbrooke CMA	6.7 a	11.7 a	--	--	5.2 a	14.2 a	8.8 a	7.5 a	5.9 a	4.4 a	7.0 a	9.8 a
Former City of Sherbrooke	5.4 a	11.9 a	--	--	5.8 a	11.8 a	9.6 a	6.2 a	6.3 a	4.6 a	7.0 a	8.7 a
East	9.6 a	25.5 a	--	--	**	**	**	**	**	**	6.8 a	11.6 a
North	2.1 a	2.5 a	--	--	4.5 a	15.0 a	14.7 a	8.3 a	7.4 a	4.7 a	9.1 a	7.6 a
West	4.0 a	4.1 a	--	--	**	--	**	**	**	**	2.9 a	3.5 a
Centre	5.1 a	**	--	--	**	**	**	**	**	**	4.4 a	**
Magog	7.7 a	8.2 a	--	--	**	**	**	**	**	**	6.7 a	5.3 a
Surrounding Area	9.4 a	14.9 a	--	--	**	**	4.4 a	26.2 a	**	**	7.6 a	19.8 a

continued

The following letter codes are used to indicate the reliability of the estimates:

a – Excellent, b – Very good, c – Good, d – Fair (Use with Caution)

\*\* Suppressed to protect confidentiality ++ Not statistically reliable -- No units exist in universe for this category

## I.1 Vacancy Rates (%) of Standard Spaces by Unit Type

### Quebec

Centre	Private Rooms		Semi-Private Rooms		Bachelor		One-Bedroom		Two-Bedroom		Total	
	2011	2012	2011	2012	2011	2012	2011	2012	2011	2012	2011	2012
Trois-Rivières CMA	5.6 a	9.5 a	**	**	6.0 a	12.6 a	7.4 a	13.9 a	8.4 a	20.0 a	6.6 a	12.8 a
Trois-Rivières Centre	4.8 a	7.3 a	--	--	6.2 a	11.8 a	8.1 a	13.4 a	8.5 a	21.1 a	6.8 a	12.2 a
Trois-Rivières	3.7 a	11.8 a	--	--	9.8 a	20.8 a	13.1 a	19.6 a	10.1 a	26.5 a	10.2 a	19.6 a
Trois-Rivières-Ouest	5.8 c	6.6 a	--	--	6.0 b	**	3.4 c	**	**	**	5.4 a	9.9 a
Cap-de-la-Madeleine	5.0 a	2.5 a	--	--	1.0 a	4.6 a	3.8 a	2.5 a	7.1 a	3.0 a	3.5 a	3.1 a
Surrounding Area	7.3 a	14.5 a	**	**	**	**	**	17.1 a	**	**	4.7 a	15.3 a
Abitibi-Témiscamingue	3.3 a	5.4 a	**	**	--	**	**	0.0 a	**	**	3.3 a	4.3 a
Amos CA	**	**	--	--	--	--	**	**	--	**	**	**
Rouyn-Noranda CA	**	**	--	--	--	**	--	**	--	**	**	5.5 a
Val-d'Or CA	3.5 a	4.0 a	--	--	--	--	--	--	--	--	3.5 a	4.0 a
Abitibi-Témiscamingue Rural	2.0 a	5.7 a	**	**	--	--	**	**	**	**	2.2 a	5.3 a
Bas-Saint-Laurent	3.7 a	4.6 a	**	--	4.7 a	2.1 a	2.2 a	5.3 a	0.0 a	0.0 a	3.3 a	4.4 a
Matane CA	**	**	--	--	--	--	--	--	--	--	**	**
Rimouski CA	2.4 a	2.8 a	--	--	**	**	**	**	**	**	1.7 a	2.0 a
Rivière-du-Loup CA	2.5 a	2.9 a	--	--	**	1.6 a	1.3 a	1.4 a	**	**	1.9 a	2.2 a
Bas-Saint-Laurent Rural	4.9 a	5.9 a	**	--	8.4 a	3.9 a	4.2 a	13.9 a	**	**	4.7 a	6.9 a
Capitale-Nationale Rural	6.3 a	8.7 a	--	**	**	0.0 a	4.1 a	2.2 a	**	23.4 a	10.3 a	9.0 a
Centre-du-Québec	14.2 a	11.4 a	--	--	7.1 a	7.6 a	3.8 a	3.3 a	13.5 a	9.4 a	10.1 a	8.4 a
Drummondville CA	14.4 a	8.1 a	--	--	6.0 a	9.4 a	4.2 a	2.2 a	**	15.2 a	11.1 a	7.5 a
Victoriaville CA	16.2 a	18.7 a	--	--	6.3 a	0.6 a	4.5 b	4.7 a	2.8 a	1.9 a	9.9 a	10.7 a
Centre-du-Québec Rural	10.1 a	5.2 a	--	--	14.5 a	13.4 a	0.8 a	4.4 a	**	0.0 a	8.2 a	6.2 a
Chaudière-Appalaches	7.2 a	8.1 a	30.2 a	**	4.2 a	3.0 a	2.3 a	2.5 a	3.6 a	3.3 a	5.3 a	5.8 a
Montmagny	++	13.0 a	**	**	**	**	**	**	**	**	++	6.5 a
Sainte-Marie	**	**	--	--	**	**	**	**	**	**	0.7 a	**
Saint-Georges CA	**	--	--	**	2.4 a	2.8 a	1.6 a	2.6 a	**	**	2.3 a	3.0 a
Thetford Mines CA	1.4 a	0.7 a	--	--	**	**	1.2 a	2.0 a	**	**	1.4 a	0.9 a
Chaudière-Appalaches Rural	10.1 a	9.7 a	**	**	8.9 a	8.5 a	5.1 a	7.6 a	9.4 b	6.7 b	9.3 a	9.4 a
Côte-Nord	**	**	--	**	--	**	**	1.4 a	**	1.4 a	2.8 a	1.2 a
Baie-Comeau CA	**	--	--	**	--	**	**	**	**	**	**	**
Sept-Îles CA	--	**	--	--	--	**	**	**	**	**	**	**
Côte-Nord Rural	**	**	--	--	--	--	--	--	--	--	**	**
Estrie Rural	11.7 a	11.8 a	**	--	++	15.4 d	1.3 a	11.2 a	7.8 c	7.7 b	9.7 a	11.5 a
Gaspésie-Îles-de-la-Madeleine	7.3 a	7.4 a	--	--	**	**	6.4 a	6.7 a	--	--	7.0 a	7.2 a
Gaspé	**	**	--	--	--	--	**	**	--	--	**	**
Îles de la Madeleine	1.4 a	2.5 a	--	--	**	--	--	--	--	--	1.3 a	2.5 a
Gaspésie-Îles-de-la-Madeleine Rural	5.7 a	4.8 a	--	--	--	**	**	**	--	--	5.9 a	5.6 a
Lanaudière	10.7 a	15.6 a	--	**	14.8 a	3.3 a	7.0 a	8.1 a	2.9 a	5.1 a	8.9 a	10.2 a
Joliette CA	3.9 b	12.2 a	--	--	11.4 c	1.9 a	4.7 b	8.3 a	2.2 b	3.8 a	4.9 a	7.3 a
Rawdon	**	27.7 a	--	**	**	--	**	**	**	**	**	24.1 a
Saint-Lin-des-Laurentides	**	**	--	--	--	--	**	**	**	**	**	**
Lanaudière Rural	16.4 a	13.0 a	--	--	11.5 a	**	10.0 a	6.7 b	6.1 a	8.7 b	13.3 a	11.2 a
Laurentides	8.8 a	5.3 a	**	**	0.0 a	++	14.6 a	8.9 a	9.0 a	4.9 a	9.5 a	5.9 a
Lachute CA	**	**	--	--	**	**	**	**	**	**	**	**
Mont-Laurier	10.0 a	8.0 a	--	**	**	**	7.0 a	4.9 a	**	**	6.5 a	6.0 a
Prévost	**	**	--	--	--	--	--	--	--	--	**	**
Sainte-Adèle	**	**	--	--	--	--	--	--	--	--	**	**
Sainte-Sophie	**	**	--	--	--	--	--	--	--	--	**	**
Laurentides Rural	9.3 a	6.6 a	**	--	0.0 a	**	**	**	**	**	10.9 a	7.8 a

continued

The following letter codes are used to indicate the reliability of the estimates:

a – Excellent, b – Very good, c – Good, d – Fair (Use with Caution)

\*\* Suppressed to protect confidentiality ++ Not statistically reliable -- No units exist in universe for this category

## I.1 Vacancy Rates (%) of Standard Spaces by Unit Type

### Quebec

Centre	Private Rooms		Semi-Private Rooms		Bachelor		One-Bedroom		Two-Bedroom		Total	
	2011	2012	2011	2012	2011	2012	2011	2012	2011	2012	2011	2012
Mauricie	8.3 a	3.6 a	--	**	6.1 a	8.9 b	1.8 b	10.0 a	++	2.0 a	6.9 a	5.2 a
La Tuque	--	**	--	--	**	**	**	**	**	**	**	**
Shawinigan CA	3.7 a	2.7 a	--	**	**	**	1.6 b	6.1 b	**	**	3.0 a	3.9 a
Mauricie Rural	17.1 a	6.0 a	--	--	**	**	**	34.5 a	**	**	17.5 a	9.6 a
Montréal	10.5 a	13.4 a	18.5 a	**	15.0 a	12.1 a	7.4 a	7.3 a	8.1 a	9.8 a	10.3 a	11.6 a
Cowansville CA	22.9 a	**	--	--	**	**	**	**	**	**	21.7 a	**
Granby CA	5.6 b	9.7 b	--	--	2.8 b	**	3.0 b	1.3 a	**	**	4.6 a	6.2 a
Saint-Hyacinthe CA	13.1 a	15.4 a	**	**	**	**	14.6 a	16.8 a	**	**	15.7 a	17.3 a
Saint-Jean-sur-Richelieu CA	8.4 a	6.8 a	--	--	**	**	0.3 a	1.4 a	1.9 a	1.0 a	5.1 a	3.8 a
Salaberry-de-Valleyfield CA	9.3 a	11.3 a	**	--	--	**	**	**	--	**	11.1 a	13.9 a
Sorel-Tracy CA	8.6 a	17.0 a	--	--	**	**	**	**	**	**	9.3 a	12.7 a
Montréal Rural	12.7 a	16.7 a	**	**	21.8 a	14.2 a	8.6 a	8.6 a	++	3.1 b	12.9 a	14.5 a
Nord-du-Québec Rural	--	--	--	--	**	**	**	**	--	--	**	**
Outaouais Rural	16.4 a	9.4 a	--	--	**	**	**	**	**	**	13.8 a	8.2 a
Saguenay-Lac-Saint-Jean	4.2 a	6.5 a	**	**	2.3 a	2.1 a	7.3 a	10.9 a	++	16.7 a	4.2 a	7.5 a
Alma CA	5.3 a	9.2 a	--	--	**	**	**	**	**	**	5.4 a	9.4 a
Dolbeau-Mistassini CA	1.5 a	4.6 a	**	**	3.4 a	2.3 a	3.8 a	1.0 a	**	**	2.7 a	3.7 a
Roberval	**	**	--	--	**	--	**	**	**	**	**	**
Saint-Félicien	**	**	--	--	**	**	**	**	--	**	**	**
Saguenay-Lac-Saint-Jean Rural	6.8 b	9.3 b	--	--	**	**	**	**	--	--	6.8 b	9.2 b
<b>Province of Quebec</b>	<b>9.5 a</b>	<b>9.6 a</b>	<b>18.8 a</b>	<b>11.2 a</b>	<b>9.7 a</b>	<b>10.9 a</b>	<b>6.1 a</b>	<b>7.0 a</b>	<b>7.6 a</b>	<b>6.1 a</b>	<b>8.1 a</b>	<b>8.4 a</b>

The following units are excluded from the table above: non-market/subsidy units; respite units; and, units where an extra charge is paid for Heavy-care (1½ hours or more of care).

The following letter codes are used to indicate the reliability of the estimates:

a – Excellent, b – Very good, c – Good, d – Fair (Use with Caution)

\*\* Suppressed to protect confidentiality ++ Not statistically reliable -- No units exist in universe for this category

## 1.2 Vacancy Rates (%) of Standard Spaces by Rent Range (\$)

## Quebec

Centre	Less than \$901		\$901 - \$1,200		\$1,201 - \$1,600		\$1,601 or more		Total Spaces Where Rents Are Known	
	2011	2012	2011	2012	2011	2012	2011	2012	2011	2012
Gatineau CMA	--	**	6.7 a	11.1 a	12.6 a	17.2 a	24.5 a	19.4 a	19.3 a	17.6 a
Gatineau East	--	**	5.5 a	10.9 a	3.2 a	19.4 a	35.7 a	18.8 a	20.7 a	17.2 a
Gatineau West	--	--	**	**	26.9 a	15.7 a	15.4 a	19.9 a	18.6 a	18.3 a
Surrounding Area	--	--	**	--	**	**	**	--	**	**
Montréal CMA	9.9 a	11.1 a	8.8 a	8.2 a	7.4 a	7.1 a	9.4 a	8.0 a	8.5 a	8.0 a
Island of Montréal	7.8 a	11.8 a	11.2 a	8.8 a	8.0 a	8.3 a	11.8 a	10.3 a	9.9 a	9.6 a
Island Centre	7.3 a	12.4 a	10.1 a	8.0 a	11.0 a	9.7 a	8.7 a	14.8 a	9.4 a	11.8 a
Island West	3.9 a	2.1 b	19.6 a	20.0 a	11.1 a	8.6 a	18.0 a	11.0 a	15.2 a	11.5 a
Island North	8.3 a	13.7 a	9.3 a	5.4 a	6.0 a	8.4 a	12.1 a	2.2 b	8.2 a	7.9 a
Island East	13.0 a	11.0 c	5.8 a	11.3 c	5.7 a	7.3 a	3.2 a	4.4 a	5.2 a	7.1 a
Vaudreuil-Soulanges	--	--	**	**	10.6 a	6.0 a	35.7 a	20.6 a	20.0 a	11.1 a
Laval-North Shore	19.6 a	9.5 a	4.5 a	8.4 a	6.0 a	6.3 a	5.9 a	3.5 a	6.4 a	5.9 a
Laval	21.0 a	9.6 a	3.7 a	7.5 a	5.2 a	7.3 a	5.6 a	3.3 a	6.2 a	5.8 a
North Shore	16.9 a	10.1 a	3.3 a	9.9 a	6.7 a	5.2 a	7.3 a	4.1 a	6.4 a	5.9 a
Saint-Jérôme	11.8 a	**	10.1 a	7.0 a	6.5 a	7.5 a	4.3 a	**	7.1 a	6.8 a
South Shore	**	8.7 a	8.4 a	5.3 a	7.9 a	6.6 a	5.4 a	7.6 a	7.0 a	6.8 a
South Shore Centre	**	10.5 a	9.9 a	5.7 a	6.4 a	6.6 a	6.0 a	9.7 a	6.7 a	7.6 a
South Shore East	--	**	10.3 a	7.9 a	10.8 a	7.9 a	5.2 a	5.4 a	8.5 a	7.2 a
South Shore West	**	**	4.8 a	2.3 a	3.8 a	2.4 a	**	++	3.7 a	2.2 a
Québec CMA	1.8 b	2.1 a	6.3 a	6.5 a	5.9 a	4.1 a	7.4 a	6.3 a	6.4 a	5.2 a
Centre North	1.2 a	2.1 a	7.1 a	6.9 a	5.8 a	4.3 a	9.4 a	6.1 a	7.3 a	5.3 a
Québec Basse-Ville	**	**	3.7 a	4.1 a	4.1 a	3.4 a	5.8 b	3.9 a	4.1 a	3.7 a
Québec Haute-Ville	**	**	**	**	3.5 c	3.7 a	13.0 c	9.3 a	8.8 a	6.1 a
Québec des Rivières	**	**	13.6 a	12.1 a	10.8 a	5.0 a	11.1 a	5.6 a	11.4 a	6.6 a
Ste-Foy, Sillery, Cap-Rouge, St-Aug.	**	**	7.9 b	11.9 a	3.0 b	5.0 a	7.2 a	5.0 a	5.5 a	4.7 a
Northern Suburbs	4.1 c	2.5 a	6.5 a	6.2 a	7.2 a	4.3 a	2.6 a	5.1 a	5.3 a	4.8 a
West	--	--	**	**	4.8 a	11.3 a	1.1 a	**	3.9 a	9.4 a
North	**	**	8.8 a	3.9 a	8.7 a	1.7 a	2.6 a	5.1 a	6.1 a	3.5 a
East	6.7 c	**	4.3 a	6.1 a	6.4 a	4.6 a	2.8 a	5.4 a	4.8 a	5.0 a
Québec South Shore	4.1 a	**	3.6 b	5.4 a	3.9 a	3.5 a	9.2 a	10.4 a	5.5 a	5.6 a
South Shore West	**	**	3.3 a	8.7 a	8.3 a	3.4 a	2.7 a	2.6 a	4.9 a	4.7 a
South Shore East	**	--	3.9 c	2.9 a	3.2 b	3.5 a	10.2 a	12.9 a	5.6 a	5.9 a
Saguenay CMA	7.6 b	27.6 a	5.5 a	11.9 a	2.8 a	18.2 a	5.8 a	8.1 a	4.6 a	15.6 a
Chicoutimi	**	--	**	11.4 a	1.3 a	19.9 a	**	9.2 a	2.9 a	16.0 a
Jonquière	**	**	6.0 a	14.4 a	4.5 a	19.3 a	5.8 a	7.4 a	5.8 a	17.2 a
La Baie	**	**	**	3.8 a	**	2.2 a	**	**	5.8 b	2.9 a
Sherbrooke CMA	**	**	6.3 a	7.4 a	5.1 a	11.3 a	16.5 a	11.6 a	7.0 a	9.8 a
Former City of Sherbrooke	**	**	4.2 a	4.4 a	6.0 a	9.5 a	17.4 a	12.6 a	7.0 a	8.7 a
East	--	**	5.6 a	4.5 a	10.3 a	15.4 a	**	**	6.8 a	11.6 a
North	**	**	**	4.8 a	4.7 a	6.6 a	**	12.7 a	9.1 a	7.6 a
West	--	--	4.9 a	**	**	**	**	--	2.9 a	3.5 a
Centre	**	**	0.0 a	**	**	**	**	**	4.4 a	**
Magog	--	--	**	**	**	6.1 a	**	**	6.7 a	5.3 a
Surrounding Area	**	--	9.8 a	17.3 a	4.0 a	24.5 a	**	**	7.6 a	19.8 a

continued

The following letter codes are used to indicate the reliability of the estimates:

a – Excellent, b – Very good, c – Good, d – Fair (Use with Caution)

\*\* Suppressed to protect confidentiality ++ Not statistically reliable -- No units exist in universe for this category

## 1.2 Vacancy Rates (%) of Standard Spaces by Rent Range (\$)

## Quebec

Centre	Less than \$901		\$901 - \$1,200		\$1,201 - \$1,600		\$1,601 or more		Total Spaces Where Rents Are Known	
	2011	2012	2011	2012	2011	2012	2011	2012	2011	2012
Trois-Rivières CMA	1.4 a	21.4 a	5.3 a	12.1 a	8.6 a	13.2 a	5.9 a	10.7 a	6.6 a	12.7 a
Trois-Rivières Centre	1.4 a	22.2 a	5.8 a	8.2 a	8.8 a	14.5 a	5.9 a	10.9 a	6.8 a	12.1 a
Trois-Rivières	2.1 a	26.7 a	6.6 a	21.0 a	16.4 a	21.3 a	6.1 a	14.9 a	10.2 a	19.3 a
Trois-Rivières-Ouest	--	--	6.9 b	8.4 a	**	12.8 a	5.1 c	8.8 a	5.4 a	10.0 a
Cap-de-la-Madeleine	**	**	3.0 a	2.2 a	3.5 a	3.9 a	6.6 a	2.7 a	3.5 a	3.1 a
Surrounding Area	--	21.1 a	4.3 a	24.3 a	6.3 a	5.9 a	--	0.0 a	4.7 a	15.3 a
Abitibi-Témiscamingue	0.0 a	**	2.3 a	7.1 a	1.4 a	2.5 a	9.7 a	2.6 a	3.3 a	4.3 a
Amos CA	**	**	**	**	**	**	--	**	**	**
Rouyn-Noranda CA	--	--	**	**	**	**	**	**	**	5.5 a
Val-d'Or CA	**	--	2.0 a	**	**	--	**	**	3.5 a	4.0 a
Abitibi-Témiscamingue Rural	**	**	4.2 a	9.5 a	0.0 a	**	**	**	2.2 a	5.3 a
Bas-Saint-Laurent	12.7 a	4.4 b	3.1 a	4.5 a	2.4 a	5.2 a	2.8 a	2.4 b	3.3 a	4.6 a
Matane CA	--	--	--	--	**	**	--	--	**	**
Rimouski CA	**	**	0.9 a	2.1 a	1.8 a	2.3 a	**	2.9 a	1.7 a	2.0 a
Rivière-du-Loup CA	--	--	1.8 a	1.5 a	**	2.9 a	**	0.0 a	1.9 a	2.2 a
Bas-Saint-Laurent Rural	18.8 a	11.5 c	4.6 a	7.5 a	3.1 a	7.8 a	1.7 a	3.8 c	4.7 a	7.4 a
Capitale-Nationale Rural	18.8 a	19.5 d	2.2 a	7.8 b	2.9 a	1.9 b	**	11.0 a	10.3 a	9.5 a
Centre-du-Québec	12.9 a	13.8 a	12.5 a	10.4 a	5.6 a	3.5 a	12.8 a	11.8 a	10.1 a	8.2 a
Drummondville CA	**	23.6 a	12.4 a	7.9 a	3.4 a	1.9 a	**	19.9 a	11.1 a	7.5 a
Victoriaville CA	**	**	12.8 a	17.9 a	9.1 a	5.2 a	1.1 a	0.0 a	9.9 a	11.1 a
Centre-du-Québec Rural	11.7 a	**	11.7 a	3.8 b	4.3 a	6.5 b	**	**	8.2 a	4.4 a
Chaudière-Appalaches	14.3 a	15.8 a	7.9 a	8.0 a	2.5 a	2.9 a	1.2 a	4.1 a	5.2 a	5.9 a
Montmagny	**	--	**	**	++	9.1 a	**	**	++	6.5 a
Sainte-Marie	**	--	**	**	**	**	**	**	**	**
Saint-Georges CA	**	**	3.9 a	1.4 a	3.0 a	2.8 a	1.0 a	5.4 a	2.3 a	3.0 a
Thetford Mines CA	**	**	2.7 a	++	++	++	**	++	1.4 a	0.9 a
Chaudière-Appalaches Rural	18.0 a	14.5 a	10.3 a	11.5 a	4.5 a	4.0 a	5.5 b	13.1 c	9.2 a	9.7 a
Côte-Nord	**	**	**	0.7 a	**	**	**	1.3 a	2.8 a	1.2 a
Baie-Comeau CA	**	**	**	**	**	**	**	**	**	**
Sept-Îles CA	--	**	**	**	**	**	**	**	**	**
Côte-Nord Rural	**	**	--	--	--	--	--	--	**	**
Estrie Rural	11.9 c	24.8 a	11.1 a	11.1 a	8.2 b	8.8 a	5.1 c	11.9 a	9.7 a	11.6 a
Gaspésie-Îles-de-la-Madeleine	**	**	10.9 a	11.5 a	3.2 a	6.4 a	**	0.0 a	7.0 a	7.4 a
Gaspé	--	--	**	**	**	**	**	**	**	**
Îles de la Madeleine	**	**	1.6 a	**	--	**	--	--	1.3 a	**
Gaspésie-Îles-de-la-Madeleine Rural	**	**	5.9 a	5.3 b	4.3 a	8.5 a	**	**	5.9 a	5.7 a
Lanaudière	13.8 c	4.1 c	14.0 a	13.5 a	7.8 a	9.4 a	4.0 b	5.1 a	8.4 a	10.2 a
Joliette CA	--	**	8.3 b	7.9 a	5.0 b	7.5 a	**	**	4.9 a	7.3 a
Rawdon	--	--	**	**	**	**	--	--	**	24.1 a
Saint-Lin-des-Laurentides	**	**	**	**	--	--	--	--	**	**
Lanaudière Rural	18.6 d	**	15.3 a	17.1 a	9.1 a	8.0 a	4.8 b	5.6 b	11.9 a	11.2 a
Laurentides	12.0 a	18.4 d	10.0 a	4.0 b	10.9 a	7.1 a	4.5 a	4.4 a	9.5 a	5.9 a
Lachute CA	--	--	**	**	**	**	--	**	**	**
Mont-Laurier	**	**	12.8 a	6.9 a	4.6 a	3.0 a	0.0 a	**	6.5 a	6.0 a
Prévost	--	--	--	**	**	**	--	--	**	**
Sainte-Adèle	--	--	**	**	**	**	--	**	**	**
Sainte-Sophie	--	--	--	--	--	--	**	**	**	**
Laurentides Rural	16.7 a	**	9.7 a	3.5 b	14.3 a	11.7 a	5.8 a	4.5 b	10.9 a	7.8 a

continued

The following letter codes are used to indicate the reliability of the estimates:

a – Excellent, b – Very good, c – Good, d – Fair (Use with Caution)

\*\* Suppressed to protect confidentiality ++ Not statistically reliable -- No units exist in universe for this category

**1.2 Vacancy Rates (%) of Standard Spaces by Rent Range (\$)****Quebec**

Centre	Less than \$901		\$901 - \$1,200		\$1,201 - \$1,600		\$1,601 or more		Total Spaces Where Rents Are Known	
	2011	2012	2011	2012	2011	2012	2011	2012	2011	2012
Mauricie	27.5 <sup>a</sup>	1.9 <sup>b</sup>	8.1 <sup>a</sup>	5.3 <sup>a</sup>	2.7 <sup>a</sup>	6.0 <sup>a</sup>	++	5.3 <sup>b</sup>	6.9 <sup>a</sup>	5.2 <sup>a</sup>
La Tuque	**	**	**	**	**	**	--	--	**	**
Shawinigan CA	**	**	5.6 <sup>a</sup>	4.7 <sup>b</sup>	1.9 <sup>a</sup>	3.5 <sup>b</sup>	++	3.3 <sup>c</sup>	3.0 <sup>a</sup>	3.9 <sup>a</sup>
Mauricie Rural	29.6 <sup>a</sup>	**	14.2 <sup>a</sup>	6.8 <sup>a</sup>	6.8 <sup>a</sup>	15.5 <sup>a</sup>	--	26.7 <sup>a</sup>	17.5 <sup>a</sup>	9.6 <sup>a</sup>
Montréal	15.6 <sup>a</sup>	9.2 <sup>b</sup>	9.9 <sup>a</sup>	14.1 <sup>a</sup>	10.4 <sup>a</sup>	11.4 <sup>a</sup>	9.0 <sup>a</sup>	10.0 <sup>a</sup>	10.3 <sup>a</sup>	11.5 <sup>a</sup>
Cowansville CA	--	--	**	**	**	**	**	**	21.7 <sup>a</sup>	**
Granby CA	**	**	4.7 <sup>b</sup>	7.7 <sup>b</sup>	4.9 <sup>b</sup>	4.0 <sup>b</sup>	3.3 <sup>d</sup>	4.0 <sup>c</sup>	4.6 <sup>a</sup>	5.6 <sup>b</sup>
Saint-Hyacinthe CA	**	**	14.0 <sup>a</sup>	19.0 <sup>a</sup>	18.2 <sup>a</sup>	16.7 <sup>a</sup>	6.9 <sup>a</sup>	21.8 <sup>a</sup>	15.7 <sup>a</sup>	17.3 <sup>a</sup>
Saint-Jean-sur-Richelieu CA	**	**	6.1 <sup>a</sup>	16.0 <sup>d</sup>	5.2 <sup>a</sup>	2.3 <sup>a</sup>	2.3 <sup>a</sup>	1.2 <sup>a</sup>	5.1 <sup>a</sup>	3.8 <sup>a</sup>
Salaberry-de-Valleyfield CA	--	--	**	**	12.2 <sup>a</sup>	12.8 <sup>a</sup>	9.6 <sup>a</sup>	16.0 <sup>a</sup>	11.1 <sup>a</sup>	13.9 <sup>a</sup>
Sorel-Tracy CA	--	--	**	--	10.0 <sup>a</sup>	14.2 <sup>a</sup>	**	9.9 <sup>a</sup>	9.3 <sup>a</sup>	12.7 <sup>a</sup>
Montréal Rural	31.8 <sup>a</sup>	**	16.9 <sup>a</sup>	13.4 <sup>a</sup>	7.2 <sup>a</sup>	14.4 <sup>a</sup>	++	15.3 <sup>a</sup>	12.9 <sup>a</sup>	14.5 <sup>a</sup>
Nord-du-Québec Rural	--	--	**	**	**	**	--	--	**	**
Ouataouais Rural	--	**	15.5 <sup>a</sup>	9.3 <sup>a</sup>	**	**	**	**	13.8 <sup>a</sup>	8.2 <sup>a</sup>
Saguenay-Lac-Saint-Jean	2.8 <sup>b</sup>	17.4 <sup>d</sup>	2.7 <sup>a</sup>	4.5 <sup>b</sup>	7.8 <sup>a</sup>	9.1 <sup>a</sup>	4.0 <sup>a</sup>	3.6 <sup>a</sup>	4.2 <sup>a</sup>	7.5 <sup>a</sup>
Alma CA	**	**	1.2 <sup>a</sup>	**	16.0 <sup>a</sup>	9.3 <sup>a</sup>	3.3 <sup>a</sup>	0.0 <sup>a</sup>	5.4 <sup>a</sup>	9.4 <sup>a</sup>
Dolbeau-Mistassini CA	2.1 <sup>a</sup>	7.1 <sup>a</sup>	2.2 <sup>a</sup>	0.7 <sup>a</sup>	0.9 <sup>a</sup>	5.2 <sup>a</sup>	20.0 <sup>a</sup>	0.0 <sup>a</sup>	2.7 <sup>a</sup>	3.7 <sup>a</sup>
Roberval	--	--	**	**	**	**	**	**	**	**
Saint-Félicien	--	--	**	**	**	**	**	**	**	**
Saguenay-Lac-Saint-Jean Rural	**	**	6.4 <sup>b</sup>	10.5 <sup>d</sup>	++	**	--	--	6.8 <sup>b</sup>	9.5 <sup>c</sup>
<b>Province of Quebec</b>	<b>10.4<sup>a</sup></b>	<b>10.8<sup>a</sup></b>	<b>8.1<sup>a</sup></b>	<b>8.7<sup>a</sup></b>	<b>6.9<sup>a</sup></b>	<b>7.9<sup>a</sup></b>	<b>9.6<sup>a</sup></b>	<b>8.4<sup>a</sup></b>	<b>8.2<sup>a</sup></b>	<b>8.4<sup>a</sup></b>

The following units are excluded from the table above: non-market/subsidy units; respite units; and, units where an extra charge is paid for Heavy-care (1½ hours or more of care). Second person extra charge is also excluded from the calculation.

The following letter codes are used to indicate the reliability of the estimates:

a – Excellent, b – Very good, c – Good, d – Fair (Use with Caution)

\*\* Suppressed to protect confidentiality ++ Not statistically reliable -- No units exist in universe for this category



### 1.3 Vacancy Rates (%) and Average Rents (\$) of Heavy Care Spaces Quebec

Centre	Vacancy Rate		Average Rent	
	2011	2012	2011	2012
Gatineau CMA	**	**	**	**
Montréal CMA	3.9 a	16.8 a	3,253 a	2,557 a
Island of Montréal	2.6 a	27.3 a	3,207 a	2,816 a
Island Centre	2.9 a	16.9 a	4,187 a	4,426 a
Island West	4.5 a	45.2 a	2,783 a	2,846 a
Island North	**	**	**	**
Island East	++	**	3,040 a	**
Vaudreuil-Soulanges	--	0.0 a	--	3,038 a
Laval-North Shore	10.4 a	7.5 a	3,198 a	2,194 a
Laval	**	6.5 a	**	2,151 a
North Shore	**	6.1 a	**	2,751 a
Saint-Jérôme	**	**	**	**
South Shore	++	10.0 a	3,520 a	2,324 a
South Shore Centre	**	11.3 a	**	2,658 a
South Shore East	++	8.6 a	3,163 a	1,955 a
South Shore West	--	**	--	**
Québec CMA	2.1 a	1.7 a	2,454 a	2,293 a
Centre North	1.5 a	1.8 a	2,549 a	2,311 a
Northern Suburbs	++	1.4 a	2,011 a	2,309 a
South Shore	**	3.8 a	**	1,836 a
Saguenay CMA	**	**	**	**
Sherbrooke CMA	**	5.0 a	**	1,694 a
Trois-Rivières CMA	**	**	**	**
Abitibi-Témiscamingue	--	--	--	--
Bas-Saint-Laurent	**	1.8 a	**	1,431 a
Capitale-Nationale	--	**	--	**
Centre-du-Québec	0.8 a	5.9 a	1,191 a	1,489 a
Chaudière-Appalaches	0.0 c	++	1,659 a	1,800 a
Côte-Nord	**	--	**	--
Estrie	**	**	**	**
Gaspésie-Îles-de-la-Madeleine	**	**	**	**
Lanaudière	2.4 a	4.6 b	1,381 a	2,286 a
Laurentides	**	**	**	**
Mauricie	**	**	**	**
Montérégie	5.0 b	7.9 a	2,299 a	2,109 a
Nord-du-Québec	--	--	--	--
Outaouais	--	--	--	--
Saguenay-Lac-Saint-Jean	**	**	**	**
<b>Province of Quebec</b>	<b>2.8 a</b>	<b>10.4 a</b>	<b>2,621 a</b>	<b>2,323 a</b>

The following letter codes are used to indicate the reliability of the estimates:

a – Excellent, b – Very good, c – Good, d – Fair (Use with Caution)

\*\* Suppressed to protect confidentiality ++ Not statistically reliable -- No units exist in universe for this category

## 1.4 Universe, Number of Residents Living in Universe and Capture Rate (%)

## Quebec

Centre	Total Number of Spaces	Overall Vacancy Rate		Number of Residences	Number of Residents	Estimated Population Aged 75+ <sup>1</sup>	Capture Rate <sup>2</sup> (%)
		2011	2012				
Gatineau CMA	3,152	18.5 a	16.7 a	22	2,995 a	15,375	19.5
Montréal CMA	42,374	8.3 a	8.1 a	309	44,351 a	264,292	16.8
Island of Montréal	21,568	9.5 a	9.8 a	137	21,783 a		
Island Centre	4,882	8.9 a	11.2 a	42	4,579 b		
Island West	6,193	14.4 a	12.6 a	36	6,153 b		
Island North	5,844	8.2 a	8.2 a	35	6,162 c		
Island East	4,649	4.8 a	6.6 a	24	4,889 c		
Vaudreuil-Soulanges	718	20.0 a	9.6 a	7	728 a		
Laval-North Shore	12,680	6.5 a	5.9 a	103	13,879 a		
Laval	6,358	6.4 a	5.7 a	30	7,183 a		
North Shore	4,984	6.4 a	6.0 a	55	5,292 a		
Saint-Jérôme	1,338	6.9 a	7.1 a	18	1,404 a		
South Shore	7,408	6.8 a	6.8 a	62	7,961 a		
South Shore Centre	3,283	6.4 a	7.9 a	24	3,543 a		
South Shore East	3,120	8.3 a	7.3 a	26	3,289 a		
South Shore West	1,005	3.9 a	2.0 a	12	1,129 a		
Québec CMA	12,250	6.2 a	5.0 a	139	12,895 a	57,512	22.4
Centre North	7,065	6.8 a	5.0 a	63	7,421 a		
Québec Basse-Ville	1,667	4.9 a	3.2 a	17	1,709 a		
Québec Haute-Ville	1,531	6.6 a	6.0 a	12	1,526 a		
Québec des Rivières	1,761	11.1 a	6.3 a	16	1,895 a		
Ste-Foy, Sillery, Cap-Rouge, St-Aug.	2,106	5.1 a	4.6 a	18	2,291 a		
Northern Suburbs	3,396	5.1 a	4.4 a	49	3,631 a		
West	323	3.7 a	9.0 a	8	310 a		
North	1,542	5.9 a	3.4 a	17	1,700 a		
East	1,531	4.7 a	4.6 a	24	1,621 a		
Québec South Shore	1,789	5.8 a	5.8 a	27	1,843 a		
South Shore West	370	4.9 a	5.4 a	10	364 a		
South Shore East	1,419	6.0 a	5.9 a	17	1,479 a		
Saguenay CMA	2,466	4.4 a	15.0 a	31	2,307 a	12,403	18.6
Chicoutimi	1,124	2.8 a	15.4 a	10	1,076 a		
Jonquière	1,166	5.5 a	16.6 a	16	1,060 a		
La Baie	176	5.8 b	2.8 a	5	171 a		
Sherbrooke CMA	3,802	6.9 a	9.6 a	36	3,769 a	15,443	24.4
Former City of Sherbrooke	2,608	7.0 a	8.4 a	23	2,658 a		
East	904	6.8 a	10.3 a	9	891 a		
North	1,124	9.1 a	7.7 a	7	1,187 a		
West	276	2.9 a	4.7 a	4	275 a		
Centre	304	4.4 a	**	3	**		
Magog	638	6.4 a	5.3 a	7	645 a		
Surrounding Area	556	7.6 a	19.8 a	6	466 a		

continued

The following letter codes are used to indicate the reliability of the estimates:

a – Excellent, b – Very good, c – Good, d – Fair (Use with Caution)

\*\* Suppressed to protect confidentiality ++ Not statistically reliable -- No units exist in universe for this category

## 1.4 Universe, Number of Residents Living in Universe and Capture Rate (%)

## Quebec

Centre	Total Number of Spaces	Overall Vacancy Rate		Number of Residences	Number of Residents	Estimated Population Aged 75+ <sup>1</sup>	Capture Rate <sup>2</sup> (%)
		2011	2012				
Trois-Rivières CMA	3,232	6.5 a	12.4 a	44	3,148 a	13,935	22.6
Trois-Rivières Centre	2,630	6.8 a	12.0 a	33	2,592 a		
Trois-Rivières	1,104	10.2 a	19.5 a	13	979 a		
Trois-Rivières-Ouest	845	5.4 a	9.3 a	10	874 a		
Cap-de-la-Madeleine	681	3.5 a	3.1 a	10	739 a		
Surrounding Area	602	4.5 a	14.3 a	11	556 a		
Abitibi-Témiscamingue	1,304	3.2 a	4.2 a	22	1,363 a		
Amos CA	191	**	**	3	**		
Rouyn-Noranda CA	367	**	5.7 a	4	402 a		
Val-d'Or CA	348	3.5 a	4.0 a	4	358 a		
Abitibi-Témiscamingue Rural	398	2.0 a	5.0 a	11	389 a		
Bas-Saint-Laurent	3,047	3.3 a	4.2 a	63	3,238 a		
Matane CA	65	**	**	2	**		
Rimouski CA	858	1.7 a	1.9 a	9	943 a		
Rivière-du-Loup CA	627	2.2 a	2.1 a	10	688 a		
Bas-Saint-Laurent Rural	1,497	4.6 a	6.5 a	42	1,543 a		
Capitale-Nationale Rural	656	10.1 a	9.0 a	20	663 a		
Centre-du-Québec	3,983	9.5 a	8.2 a	47	3,998 a		
Drummondville CA	1,871	10.4 a	7.0 a	16	1,951 a		
Victoriaville CA	1,369	9.7 a	11.0 a	15	1,307 a		
Centre-du-Québec Rural	743	6.9 a	6.1 a	16	740 a		
Chaudière-Appalaches	4,157	5.3 a	5.6 a	97	4,307 a		
Montmagny	276	++	6.5 a	6	278 a		
Sainte-Marie	283	0.7 a	**	4	**		
Saint-Georges CA	811	2.3 a	3.6 a	7	877 a		
Thetford Mines CA	710	1.4 a	0.8 a	10	770 a		
Chaudière-Appalaches Rural	2,077	9.2 a	8.6 a	70	2,034 a		
Côte-Nord	445	2.3 a	1.1 a	6	476 a		
Estrie Rural	1,782	8.9 a	12.2 a	41	1,694 b		
Gaspésie-Îles-de-la-Madeleine	643	6.7 a	6.5 a	17	666 a		
Gaspé	176	**	**	2	**		
Îles de la Madeleine	80	1.3 a	2.5 a	4	87 a		
Gaspésie-Îles-de-la-Madeleine Rural	387	5.5 a	4.9 a	11	415 a		
Lanaudière	2,766	8.8 a	9.9 a	45	2,798 a		
Joliette CA	1,563	4.9 a	7.4 a	16	1,673 a		
Rawdon	224	**	24.1 a	4	174 a		
Saint-Lin-des-Laurentides	116	**	**	2	**		
Lanaudière Rural	863	12.7 a	10.7 a	23	823 b		
Laurentides	1,623	8.9 a	5.7 a	30	1,627 b		
Lachute CA	186	**	**	1	**		
Mont-Laurier	317	5.9 a	5.0 a	7	336 a		
Prévost	64	**	**	1	**		
Sainte-Adèle	124	**	**	3	**		
Sainte-Sophie	55	**	**	1	**		
Laurentides Rural	877	10.5 a	7.7 a	17	861 c		

continued

The following letter codes are used to indicate the reliability of the estimates:

a – Excellent, b – Very good, c – Good, d – Fair (Use with Caution)

\*\* Suppressed to protect confidentiality ++ Not statistically reliable -- No units exist in universe for this category

## 1.4 Universe, Number of Residents Living in Universe and Capture Rate (%)

## Quebec

Centre	Total Number of Spaces	Overall Vacancy Rate		Number of Residences	Number of Residents	Estimated Population Aged 75+ <sup>1</sup>	Capture Rate <sup>2</sup> (%)
		2011	2012				
Mauricie	1,956	6.9 a	5.1 a	42	1,994 b		
La Tuque	102	**	**	3	**		
Shawinigan CA	1,361	2.9 a	3.8 a	24	1,428 c		
Mauricie Rural	493	17.3 a	9.1 a	15	463 a		
Montréal	7,804	10.0 a	11.2 a	110	7,635 b		
Cowansville CA	293	21.2 a	**	3	**		
Granby CA	1,568	4.8 a	6.0 a	15	++		
Saint-Hyacinthe CA	1,472	14.5 a	17.0 a	17	1,375 a		
Saint-Jean-sur-Richelieu CA	1,243	4.9 a	3.4 a	12	1,339 d		
Salaberry-de-Valleyfield CA	977	9.8 a	12.7 a	10	911 a		
Sorel-Tracy CA	554	9.3 a	12.1 a	9	555 a		
Montréal Rural	1,697	12.9 a	14.5 a	44	1,550 a		
Nord-du-Québec Rural	70	**	**	2	**		
Outaouais Rural	313	13.0 a	8.0 a	9	302 a		
Saguenay-Lac-Saint-Jean	1,740	4.2 a	7.1 a	33	1,805 a		
Alma CA	617	5.4 a	8.9 a	7	625 a		
Dolbeau-Mistassini CA	439	2.7 a	3.4 a	8	485 a		
Roberval	245	**	**	3	**		
Saint-Félicien	177	**	**	3	**		
Saguenay-Lac-Saint-Jean Rural	262	6.7 b	8.9 b	12	256 b		
<b>Province of Quebec</b>	<b>99,565</b>	<b>8.0 a</b>	<b>8.3 a</b>	<b>1,165</b>	<b>102,078 a</b>	<b>574,178</b>	<b>17.8</b>

<sup>1</sup> Sources: Statistics Canada, Census of Population 2011. Institut de la statistique du Québec, Perspectives démographiques du Québec et des régions, 2006-2056.

<sup>2</sup> The capture rate is the proportion of the population aged 75 years or older living in the survey universe.

The following letter codes are used to indicate the reliability of the estimates:

a – Excellent, b – Very good, c – Good, d – Fair (Use with Caution)

\*\* Suppressed to protect confidentiality ++ Not statistically reliable -- No units exist in universe for this category

## 2.1 Universe of Total Spaces by Unit Type

### Quebec

Centre	Private Rooms and Semi-Private Rooms	Bachelor	One-Bedroom	Two-Bedroom	Total
Gatineau CMA	845	613	1,173	521	3,152
Montréal CMA	11,251	7,537	16,911	6,675	42,374
Island of Montréal	5,363	4,218	9,186	2,801	21,568
Island Centre	2,005	792	1,697	388	4,882
Island West	1,400	992	2,695	1,106	6,193
Island North	692	1,314	3,092	746	5,844
Island East	1,266	1,120	1,702	561	4,649
Vaudreuil-Soulanges	246	116	245	111	718
Laval-North Shore	3,557	1,510	4,920	2,693	12,680
Laval	916	1,150	2,654	1,638	6,358
North Shore	2,042	322	1,769	851	4,984
Saint-Jérôme	599	38	497	204	1,338
South Shore	2,085	1,693	2,560	1,070	7,408
South Shore Centre	719	701	1,348	515	3,283
South Shore East	878	838	951	453	3,120
South Shore West	488	154	261	102	1,005
Québec CMA	4,170	1,415	4,942	1,723	12,250
Centre North	1,930	984	3,186	965	7,065
Québec Basse-Ville	839	63	627	138	1,667
Québec Haute-Ville	384	352	643	152	1,531
Québec des Rivières	312	345	796	308	1,761
Ste-Foy, Sillery, Cap-Rouge, St-Aug.	395	224	1,120	367	2,106
Northern Suburbs	1,315	296	1,202	583	3,396
West	161	26	118	18	323
North	470	134	528	410	1,542
East	684	136	556	155	1,531
Québec South Shore	925	135	554	175	1,789
Saguenay CMA	977	357	905	227	2,466
Sherbrooke CMA	1,516	661	1,167	458	3,802
Former City of Sherbrooke	794	543	879	392	2,608
Magog	380	50	166	42	638
Surrounding Area	342	68	122	24	556
Trois-Rivières CMA	1,074	772	1,106	280	3,232
Abitibi-Témiscamingue	1,055	84	85	80	1,304
Bas-Saint-Laurent	2,215	144	586	102	3,047
Capitale-Nationale Rural	313	52	180	111	656
Centre-du-Québec	1,937	580	1,020	446	3,983
Drummondville CA	785	286	544	256	1,871
Victoriaville CA	720	175	316	158	1,369
Centre-du-Québec Rural	432	119	160	32	743
Chaudière-Appalaches	2,507	545	898	207	4,157
Montmagny	146	84	40	6	276
Sainte-Marie	33	53	172	25	283
Saint-Georges CA	40	263	419	89	811
Thetford Mines CA	466	39	148	57	710
Chaudière-Appalaches Rural	1,822	106	119	30	2,077

continued

The following letter codes are used to indicate the reliability of the estimates:

a – Excellent, b – Very good, c – Good, d – Fair (Use with Caution)

\*\* Suppressed to protect confidentiality ++ Not statistically reliable -- No units exist in universe for this category

2.1 Universe of Total Spaces by Unit Type Quebec					
Centre	Private Rooms and Semi-Private Rooms	Bachelor	One-Bedroom	Two-Bedroom	Total
Côte-Nord	135	24	214	72	445
Estrie Rural	1,307	41	356	78	1,782
Gaspésie–Îles-de-la-Madeleine	548	6	89	--	643
Lanaudière	1,099	281	1,051	335	2,766
Laurentides	1,098	71	356	98	1,623
Mauricie	1,454	123	332	47	1,956
Montréal	4,714	857	1,617	616	7,804
Cowansville CA	185	37	68	3	293
Granby CA	881	229	358	100	1,568
Saint-Hyacinthe CA	739	167	322	244	1,472
Saint-Jean-sur-Richelieu CA	685	86	368	104	1,243
Salaberry-de-Valleyfield CA	655	76	158	88	977
Sorel-Tracy CA	366	114	63	11	554
Montréal Rural	1,203	148	280	66	1,697
Nord-du-Québec Rural	6	15	49	--	70
Outaouais Rural	201	4	88	20	313
Saguenay–Lac-Saint-Jean	1,032	213	439	56	1,740
<b>Province of Quebec</b>	<b>39,454</b>	<b>14,395</b>	<b>33,564</b>	<b>12,152</b>	<b>99,565</b>

The following letter codes are used to indicate the reliability of the estimates:

a – Excellent, b – Very good, c – Good, d – Fair (Use with Caution)

\*\* Suppressed to protect confidentiality ++ Not statistically reliable -- No units exist in universe for this category



2.2 Universe by Unit Type Quebec					
	Private Rooms and Semi-Private Rooms	Bachelor	One-Bedroom	Two-Bedroom	Total
Gatineau CMA	845	613	1,173	521	3,152
Standard Spaces	629	544	1,173	521	2,867
Heavy Care Spaces	122	69	--	--	191
Other <sup>1</sup>	25	--	--	--	25
Unknown Spaces	69	--	--	--	69
Montréal CMA	11,251	7,537	16,911	6,675	42,374
Standard Spaces	8,358	6,961	16,185	6,457	37,961
Heavy Care Spaces	1,940	365	111	40	2,456
Other <sup>1</sup>	192	25	9	--	226
Unknown Spaces	761	186	606	178	1,731
Québec CMA	4,170	1,415	4,942	1,723	12,250
Standard Spaces	3,350	1,331	4,918	1,715	11,314
Heavy Care Spaces	806	80	20	6	912
Other <sup>1</sup>	14	4	4	2	24
Unknown Spaces	--	--	--	--	--
Saguenay CMA	977	357	905	227	2,466
Standard Spaces	854	357	899	227	2,337
Heavy Care Spaces	50	--	6	--	56
Other <sup>1</sup>	73	--	--	--	73
Unknown Spaces	--	--	--	--	--
Sherbrooke CMA	1,516	661	1,167	458	3,802
Standard Spaces	1,456	533	1,145	458	3,592
Heavy Care Spaces	43	128	22	--	193
Other <sup>1</sup>	6	--	--	--	6
Unknown Spaces	11	--	--	--	11
Trois-Rivières CMA	1,074	772	1,106	280	3,232
Standard Spaces	949	768	1,093	280	3,090
Heavy Care Spaces	58	--	13	--	71
Other <sup>1</sup>	67	4	--	--	71
Unknown Spaces	--	--	--	--	--
Non CMA	19,621	3,040	7,360	2,268	32,289
Standard Spaces	17,146	2,935	7,220	2,260	29,561
Heavy Care Spaces	1,314	37	13	--	1,364
Other <sup>1</sup>	529	18	65	8	620
Unknown Spaces	632	50	62	--	744
<b>Province of Quebec</b>	<b>39,454</b>	<b>14,395</b>	<b>33,564</b>	<b>12,152</b>	<b>99,565</b>
Standard Spaces	32,742	13,429	32,633	11,918	90,722
Heavy Care Spaces	4,333	679	185	46	5,243
Other <sup>1</sup>	906	51	78	10	1,045
Unknown Spaces	1,473	236	668	178	2,555

<sup>1</sup> 'Other' consists of non-market units and respite units.

The following letter codes are used to indicate the reliability of the estimates:

a – Excellent, b – Very good, c – Good, d – Fair (Use with Caution)

\*\* Suppressed to protect confidentiality ++ Not statistically reliable -- No units exist in universe for this category

## 2.3 Universe of Standard Spaces by Rent Range (\$)

## Quebec

Centre	Less than \$901	\$901 - \$1,200	\$1,201 - \$1,600	\$1,601 or more
	% of Total <sup>1</sup>	% of Total <sup>1</sup>	% of Total <sup>1</sup>	% of Total <sup>1</sup>
Gatineau CMA	**	**	34.1 a	56.0 a
Montréal CMA	9.3 a	20.4 a	38.7 a	31.6 a
Island of Montréal	13.7 a	25.9 a	28.2 a	32.3 a
Island Centre	11.0 a	17.9 a	29.2 a	41.9 a
Island West	5.5 a	17.0 a	23.1 a	54.3 a
Island North	27.4 a	53.4 a	13.8 a	5.4 a
Island East	8.4 a	8.2 a	53.1 a	30.2 a
Vaudreuil-Soulanges	--	**	59.3 a	36.7 a
Laval-North Shore	6.5 a	**	48.0 a	**
South Shore	2.9 a	16.0 a	50.3 a	30.9 a
Québec CMA	5.4 a	13.6 a	41.1 a	40.0 a
Centre North	8.8 a	15.9 a	31.7 a	43.6 a
Northern Suburbs	**	**	50.7 a	39.5 a
Québec South Shore	**	**	58.9 a	27.3 a
Saguenay CMA	8.2 a	**	46.2 a	14.8 a
Sherbrooke CMA	**	**	43.8 a	14.6 a
Trois-Rivières CMA	4.2 a	26.4 a	45.6 a	23.7 a
Abitibi-Témiscamingue	**	**	22.2 a	36.9 a
Bas-Saint-Laurent	6.7 a	40.9 a	43.2 a	9.3 a
Capitale-Nationale Rural	13.2 a	33.0 a	17.4 a	36.5 a
Centre-du-Québec	5.3 a	48.0 a	37.2 a	9.5 a
Chaudière-Appalaches	5.7 a	43.3 a	42.7 a	8.4 a
Côte-Nord	**	36.3 a	**	55.0 a
Estrie Rural	7.1 a	36.1 a	31.4 a	25.5 a
Gaspésie-Îles-de-la-Madeleine	**	**	40.2 a	17.2 a
Lanaudière	2.9 a	32.1 a	55.6 a	9.4 a
Laurentides	1.8 a	22.1 a	48.7 a	27.3 a
Mauricie	8.7 a	45.2 a	36.8 a	9.4 a
Montréal	3.9 a	19.3 a	56.1 a	20.7 a
Nord-du-Québec Rural	--	**	**	--
Outaouais Rural	**	44.0 a	**	**
Saguenay-Lac-Saint-Jean	7.3 a	35.2 a	47.2 a	10.4 a
<b>Province of Quebec</b>	<b>7.0 a</b>	<b>24.8 a</b>	<b>41.1 a</b>	<b>27.1 a</b>

<sup>1</sup> % is based on those spaces where the rents are known.

The following units are excluded from the table above: non-market/subsidy units; respite units; and, units where an extra charge is paid for Heavy-care (1½ hours or more of care).

The following letter codes are used to indicate the reliability of the estimates:

a – Excellent, b – Very good, c – Good, d – Fair (Use with Caution)

\*\* Suppressed to protect confidentiality ++ Not statistically reliable -- No units exist in universe for this category

## 2.4 Proportion (%) of Structures Where Select Services Are Available<sup>1</sup> by Structure Size Quebec

Centre	Meals				On-Site Medical Services	On-Site Registered Nurse	24-Hour Call Bell	Pharmacy
	Optional	Number of Meals Included in Rent						
		1	2	3				
Gatineau CMA	28.4 d	0.0 c	++	61.9 a	67.0 a	67.0 a	95.5 a	++
10 - 49	++	++	++	100.0 a	++	++	100.0 a	++
50 - 89	**	**	**	**	**	**	**	**
90 or more	++	0.0 c	++	++	84.9 a	84.9 a	100.0 a	++
Montréal CMA	36.9 a	5.8 b	3.4 b	53.9 a	76.5 a	58.6 a	96.8 a	35.1 a
10 - 49	5.2 b	0.0 b	0.0 b	94.8 a	55.6 a	22.0 a	95.6 a	3.3 d
50 - 89	13.5 c	5.5 c	5.3 a	75.8 a	81.0 a	70.1 a	97.2 a	16.1 d
90 or more	60.3 a	9.2 b	4.9 b	25.6 a	87.6 a	77.0 a	97.5 a	57.6 a
Island of Montréal	41.4 a	7.9 b	3.9 c	46.8 a	79.8 a	63.0 a	95.1 a	40.2 a
10 - 49	++	0.0 b	0.0 b	96.2 a	++	++	89.1 a	++
50 - 89	++	++	++	88.7 a	88.7 a	++	100.0 a	++
90 or more	57.6 a	10.1 c	5.6 c	26.8 a	86.4 a	76.9 a	96.5 a	53.7 a
Vaudreuil-Solanges	28.6 a	0.0 a	14.3 a	57.1 a	100.0 a	42.9 a	100.0 a	28.6 a
10 - 49	**	**	**	**	**	**	**	**
50 - 89	**	**	**	**	**	**	**	**
90 or more	**	**	**	**	**	**	**	**
Laval-North Shore	35.2 a	1.9 a	1.9 a	60.9 a	67.3 a	49.7 a	98.0 a	28.4 a
10 - 49	8.8 a	0.0 b	0.0 b	91.2 a	46.2 a	24.3 a	97.8 a	2.3 c
50 - 89	27.1 d	0.0 c	13.2 a	59.7 a	72.9 a	59.7 a	93.0 a	13.6 d
90 or more	66.7 a	4.7 a	0.0 b	28.6 a	88.0 a	73.5 a	100.0 a	61.8 a
South Shore	30.9 a	8.2 b	3.2 a	57.6 a	82.0 a	65.4 a	98.4 a	35.9 a
10 - 49	0.0 c	0.0 c	0.0 c	100.0 a	70.5 a	20.1 d	100.0 a	0.0 c
50 - 89	8.9 a	8.9 a	0.0 c	82.1 a	82.1 a	100.0 a	100.0 a	26.8 a
90 or more	59.7 a	13.4 c	6.6 a	20.3 d	89.6 a	83.0 a	96.7 a	63.3 a
Québec CMA	27.3 a	2.9 a	15.8 a	54.0 a	79.9 a	60.4 a	96.4 a	18.0 a
10 - 49	1.8 a	0.0 a	5.5 a	92.7 a	72.7 a	40.0 a	92.7 a	1.8 a
50 - 89	30.0 a	0.0 a	27.5 a	42.5 a	85.0 a	57.5 a	97.5 a	20.0 a
90 or more	56.8 a	9.1 a	18.2 a	15.9 a	84.1 a	88.6 a	100.0 a	36.4 a
Saguenay CMA	19.4 a	0.0 a	0.0 a	80.6 a	54.8 a	48.4 a	96.8 a	3.2 a
10 - 49	0.0 a	0.0 a	0.0 a	100.0 a	42.9 a	42.9 a	100.0 a	0.0 a
50 - 89	0.0 a	0.0 a	0.0 a	100.0 a	33.3 a	44.4 a	100.0 a	0.0 a
90 or more	75.0 a	0.0 a	0.0 a	25.0 a	100.0 a	62.5 a	87.5 a	12.5 a
Sherbrooke CMA	26.0 d	2.8 a	2.8 a	68.4 a	47.9 a	56.3 a	97.2 a	12.2 d
10 - 49	++	++	++	100.0 a	++	++	100.0 a	++
50 - 89	++	8.1 a	++	73.7 a	40.4 a	48.5 a	100.0 a	++
90 or more	50.0 a	0.0 c	7.0 a	43.0 a	71.1 a	71.1 a	93.0 a	++
Trois-Rivières CMA	13.6 a	0.0 a	4.5 a	81.8 a	29.5 a	52.3 a	95.5 a	9.1 a
10 - 49	0.0 a	0.0 a	0.0 a	100.0 a	12.5 a	20.8 a	95.8 a	0.0 a
50 - 89	20.0 a	0.0 a	0.0 a	80.0 a	40.0 a	90.0 a	90.0 a	0.0 a
90 or more	40.0 a	0.0 a	20.0 a	40.0 a	60.0 a	90.0 a	100.0 a	40.0 a
Abitibi-Témiscamingue	0.0 a	0.0 a	4.5 a	95.5 a	27.3 a	9.1 a	95.5 a	13.6 a
10 - 49	0.0 a	0.0 a	0.0 a	100.0 a	16.7 a	8.3 a	100.0 a	8.3 a
50 - 89	0.0 a	0.0 a	0.0 a	100.0 a	50.0 a	0.0 a	75.0 a	0.0 a
90 or more	0.0 a	0.0 a	16.7 a	83.3 a	33.3 a	16.7 a	100.0 a	33.3 a

continued

The following letter codes are used to indicate the reliability of the estimates:

a – Excellent, b – Very good, c – Good, d – Fair (Use with Caution)

\*\* Suppressed to protect confidentiality ++ Not statistically reliable -- No units exist in universe for this category

## 2.4 Proportion (%) of Structures Where Select Services Are Available<sup>1</sup> by Structure Size Quebec

Centre	Meals				On-Site Medical Services	On-Site Registered Nurse	24-Hour Call Bell	Pharmacy
	Optional	Number of Meals Included in Rent						
		1	2	3				
Bas-Saint-Laurent	3.2 a	1.6 a	19.0 a	76.2 a	36.5 a	39.7 a	96.8 a	12.7 a
10 - 49	0.0 a	0.0 a	23.8 a	76.2 a	26.2 a	21.4 a	95.2 a	4.8 a
50 - 89	0.0 a	0.0 a	9.1 a	90.9 a	54.5 a	72.7 a	100.0 a	9.1 a
90 or more	20.0 a	10.0 a	10.0 a	60.0 a	60.0 a	80.0 a	100.0 a	50.0 a
Capitale-Nationale Rural	5.0 a	10.0 a	5.0 a	80.0 a	10.0 a	15.0 a	100.0 a	0.0
10 - 49	5.9 a	5.9 a	0.0 a	88.2 a	5.9 a	11.8 a	100.0 a	0.0
50 - 89	**	**	**	**	**	**	**	**
90 or more	**	**	**	**	**	**	**	**
Centre-du-Québec	10.6 a	2.1 a	6.4 a	80.9 a	48.9 a	59.6 a	100.0 a	27.7 a
10 - 49	13.0 a	0.0 a	8.7 a	78.3 a	34.8 a	39.1 a	100.0 a	34.8 a
50 - 89	0.0 a	0.0 a	0.0 a	100.0 a	44.4 a	77.8 a	100.0 a	22.2 a
90 or more	13.3 a	6.7 a	6.7 a	73.3 a	73.3 a	80.0 a	100.0 a	20.0 a
Chaudière-Appalaches	1.0 a	2.1 a	11.5 a	85.4 a	37.1 a	31.5 a	99.0 a	5.5 c
10 - 49	0.0 b	0.0 b	8.5 a	91.5 a	31.6 a	21.2 a	98.6 a	2.8 a
50 - 89	5.6 c	0.0 c	22.3 a	72.1 a	39.0 a	50.0 a	100.0 a	0.0 c
90 or more	++	27.3 d	13.6 c	++	86.4 a	86.4 a	100.0 a	++
Côte-Nord	0.0 a	0.0 a	66.7 a	33.3 a	33.3 a	50.0 a	66.7 a	0.0 a
10 - 49	0.0 a	0.0 a	50.0 a	50.0 a	0.0 a	25.0 a	50.0 a	0.0 a
50 - 89	--	--	--	--	--	--	--	--
90 or more	**	**	**	**	**	**	**	**
Estrie Rural	5.0 c	5.0 c	2.5 b	87.5 a	27.5 a	22.5 a	97.5 a	7.5 b
10 - 49	3.3 c	3.3 c	0.0 b	93.3 a	23.3 d	13.3 c	96.7 a	10.0 c
50 - 89	++	++	++	100.0 a	++	++	100.0 a	++
90 or more	++	++	++	++	++	80.0 a	100.0 a	++
Gaspésie—Îles-de-la-Madeleine	0.0 a	0.0 a	5.9 a	94.1 a	58.8 a	47.1 a	94.1 a	11.8 a
10 - 49	0.0 a	0.0 a	8.3 a	91.7 a	58.3 a	33.3 a	91.7 a	8.3 a
50 - 89	0.0 a	0.0 a	0.0 a	100.0 a	50.0 a	75.0 a	100.0 a	0.0 a
90 or more	**	**	**	**	**	**	**	**
Lanaudière	20.3 a	0.0 b	18.0 a	61.7 a	43.1 a	27.1 a	95.6 a	20.6
10 - 49	0.0 b	0.0 b	13.1 c	86.9 a	26.1 d	12.9 c	100.0 a	22.1 d
50 - 89	++	++	19.5 a	++	++	++	100.0 a	++
90 or more	45.3 a	++	27.2 a	27.6 d	81.9 a	45.3 a	81.9 a	27.2 a
Laurentides	14.0 c	0.0 b	0.0 b	86.0 a	51.5 a	45.2 a	100.0 a	17.1 d
10 - 49	0.0 c	0.0 c	0.0 c	100.0 a	++	25.3 d	100.0 a	6.0 a
50 - 89	++	++	++	100.0 a	87.9 a	75.0 a	100.0 a	++
90 or more	80.7 a	++	++	19.3 d	19.3 d	++	100.0 a	++
Mauricie	5.4 d	0.0 b	5.1 d	89.5 a	27.9 d	23.1 d	100.0 a	++
10 - 49	0.0 b	0.0 b	0.0 b	100.0 a	22.6 d	7.2 a	100.0 a	0.0 b
50 - 89	++	++	15.9 d	84.1 a	++	++	100.0 a	++
90 or more	++	++	++	++	++	++	100.0 a	++
Montréal	8.8 b	1.8 a	0.9 a	88.5 a	57.6 a	55.9 a	98.2 a	15.0 a
10 - 49	3.9 d	0.0 b	1.8 a	94.3 a	46.2 a	33.2 a	98.2 a	12.9 c
50 - 89	3.6 c	3.6 c	0.0 b	92.8 a	59.1 a	78.3 a	100.0 a	10.7 c
90 or more	24.5 d	3.8 a	0.0 c	71.7 a	80.0 a	79.9 a	96.2 a	23.8

continued

The following letter codes are used to indicate the reliability of the estimates:

a – Excellent, b – Very good, c – Good, d – Fair (Use with Caution)

\*\* Suppressed to protect confidentiality ++ Not statistically reliable -- No units exist in universe for this category

## 2.4 Proportion (%) of Structures Where Select Services Are Available<sup>1</sup> by Structure Size Quebec

Centre	Meals				On-Site Medical Services	On-Site Registered Nurse	24-Hour Call Bell	Pharmacy
	Optional	Number of Meals Included in Rent						
		1	2	3				
Nord-du-Québec Rural	**	**	**	**	**	**	**	**
10 - 49	**	**	**	**	**	**	**	**
50 - 89	**	**	**	**	**	**	**	**
90 or more	--	--	--	--	--	--	--	--
Outaouais Rural	0.0 a	11.1 a	0.0 a	88.9 a	22.2 a	11.1 a	88.9 a	22.2 a
10 - 49	0.0 a	0.0 a	0.0 a	100.0 a	16.7 a	16.7 a	100.0 a	16.7 a
50 - 89	**	**	**	**	**	**	**	**
90 or more	--	--	--	--	--	--	--	--
Saguenay–Lac-Saint-Jean	6.1 a	3.0 a	9.4 c	81.5 a	36.9 a	39.7 a	100.0 a	0.0 b
10 - 49	0.0 b	4.5 a	9.5 c	86.0 a	23.6 d	23.1 d	100.0 a	0.0 b
50 - 89	25.0 a	0.0 a	0.0 a	75.0 a	75.0 a	50.0 a	100.0 a	0.0 a
90 or more	14.3 a	0.0 a	14.3 a	71.4 a	57.1 a	85.7 a	100.0 a	0.0 a
Province of Quebec	18.7 a	3.0 a	7.5 a	70.8 a	55.5 a	48.0 a	97.2 a	18.8 a
10 - 49	2.3 a	0.5 a	5.3 a	91.8 a	38.2 a	24.5 a	96.9 a	6.5 a
50 - 89	13.1 a	2.3 a	9.8 a	74.8 a	60.2 a	59.7 a	97.3 a	10.3 a
90 or more	47.5 a	7.3 a	9.4 a	35.9 a	79.4 a	77.1 a	97.5 a	43.2 a

<sup>1</sup> Services are considered to be included in the rents for a structure if the majority of all spaces have the service included in the rent.

<sup>2</sup> Registered Nurse on site means a RN, not a RPN or LPN.

The following letter codes are used to indicate the reliability of the estimates:

a – Excellent, b – Very good, c – Good, d – Fair (Use with Caution)

\*\* Suppressed to protect confidentiality ++ Not statistically reliable -- No units exist in universe for this category

## 2.5 Proportion (%) of Structures with Access to Selected Amenities<sup>1</sup> by Structure Size Quebec

Centre	Transportation	Swimming Pool	Hot Tub / Spa	Movie Theatre	Exercise Facilities	Internet
Gatineau CMA	58.0 a	++	28.4 d	++	61.9 a	61.9 a
10 - 49	++	19.5 d	++	19.5 d	19.5 d	61.0 a
50 - 89	**	**	**	**	**	**
90 or more	78.2 a	++	++	64.7 a	71.4 a	++
Montréal CMA	36.6 a	31.6 a	26.5 a	42.5 a	44.0 a	58.7 a
10 - 49	17.6 a	6.1 a	2.0 a	16.6 a	11.5 c	37.6 a
50 - 89	23.9 a	8.3 c	5.4 c	34.8 a	35.1 a	59.5 a
90 or more	50.3 a	51.5 a	45.3 a	59.0 a	64.7 a	70.6 a
Island of Montréal	40.1 a	36.9 a	31.2 a	39.9 a	45.6 a	52.6 a
10 - 49	10.6 d	0.0 b	0.0 b	++	++	++
50 - 89	++	++	++	++	++	++
90 or more	52.4 a	51.3 a	44.3 a	52.1 a	60.2 a	63.3 a
Vaudreuil-Solanges	42.9 a	28.6 a	14.3 a	28.6 a	42.9 a	28.6 a
10 - 49	**	**	**	**	**	**
50 - 89	**	**	**	**	**	**
90 or more	**	**	**	**	**	**
Laval-North Shore	32.1 a	29.3 a	25.5 a	40.8 a	38.9 a	63.5 a
10 - 49	19.9 a	11.0 a	4.4 a	24.3 a	15.4 a	44.1 a
50 - 89	13.2 a	13.6 d	13.6 d	32.9 a	39.9 a	60.5 a
90 or more	52.1 a	54.7 a	52.5 a	61.6 a	64.1 a	85.5 a
South Shore	35.6 a	24.3 a	19.4 a	52.5 a	49.1 a	67.6 a
10 - 49	25.0 d	4.9 a	0.0 c	15.2 d	4.9 a	46.0 a
50 - 89	35.8 a	0.0 c	0.0 c	45.5 a	46.3 a	82.1 a
90 or more	42.7 a	46.3 a	39.4 a	80.0 a	79.7 a	76.7 a
Québec CMA	43.9 a	15.8 a	16.5 a	38.8 a	46.8 a	42.4 a
10 - 49	30.9 a	1.8 a	1.8 a	12.7 a	14.5 a	16.4 a
50 - 89	40.0 a	20.0 a	27.5 a	47.5 a	60.0 a	47.5 a
90 or more	63.6 a	29.5 a	25.0 a	63.6 a	75.0 a	70.5 a
Saguenay CMA	32.3 a	12.9 a	6.5 a	22.6 a	38.7 a	35.5 a
10 - 49	7.1 a	0.0 a	0.0 a	21.4 a	14.3 a	28.6 a
50 - 89	22.2 a	0.0 a	0.0 a	0.0 a	22.2 a	11.1 a
90 or more	87.5 a	50.0 a	25.0 a	50.0 a	100.0 a	75.0 a
Sherbrooke CMA	43.4 a	23.3 d	14.6 c	39.6 a	42.4 a	36.5 a
10 - 49	++	++	++	10.7 c	++	10.7 c
50 - 89	58.6 a	++	8.1 a	24.2 a	16.2 a	24.2 a
90 or more	++	43.0 a	++	71.9 a	78.1 a	64.0 a
Trois-Rivières CMA	47.7 a	22.7 a	9.1 a	25.0 a	38.6 a	25.0 a
10 - 49	37.5 a	8.3 a	4.2 a	4.2 a	16.7 a	16.7 a
50 - 89	50.0 a	10.0 a	0.0 a	10.0 a	40.0 a	20.0 a
90 or more	70.0 a	70.0 a	30.0 a	90.0 a	90.0 a	50.0 a
Abitibi-Témiscamingue	63.6 a	0.0 a	9.1 a	4.5 a	31.8 a	54.5 a
10 - 49	66.7 a	0.0 a	0.0 a	8.3 a	0.0 a	41.7 a
50 - 89	50.0 a	0.0 a	0.0 a	0.0 a	50.0 a	50.0 a
90 or more	66.7 a	0.0 a	33.3 a	0.0 a	83.3 a	83.3 a

continued

The following letter codes are used to indicate the reliability of the estimates:

a – Excellent, b – Very good, c – Good, d – Fair (Use with Caution)

\*\* Suppressed to protect confidentiality ++ Not statistically reliable -- No units exist in universe for this category



## 2.5 Proportion (%) of Structures with Access to Selected Amenities<sup>1</sup> by Structure Size Quebec

Centre	Transportation	Swimming Pool	Hot Tub / Spa	Movie Theatre	Exercise Facilities	Internet
Bas-Saint-Laurent	52.4 a	6.3 a	1.6 a	11.1 a	30.2 a	30.2 a
10 - 49	45.2 a	0.0 a	0.0 a	2.4 a	16.7 a	28.6 a
50 - 89	63.6 a	0.0 a	0.0 a	9.1 a	27.3 a	27.3 a
90 or more	70.0 a	40.0 a	10.0 a	50.0 a	90.0 a	40.0 a
Capitale-Nationale Rural	0.0 a	10.0 a	10.0 a	15.0 a	15.0 a	20.0 a
10 - 49	0.0 a	0.0 a	0.0 a	5.9 a	5.9 a	11.8 a
50 - 89	**	**	**	**	**	**
90 or more	**	**	**	**	**	**
Centre-du-Québec	40.4 a	21.3 a	21.3 a	25.5 a	31.9 a	31.9 a
10 - 49	43.5 a	21.7 a	21.7 a	21.7 a	30.4 a	30.4 a
50 - 89	33.3 a	11.1 a	11.1 a	11.1 a	11.1 a	11.1 a
90 or more	40.0 a	26.7 a	26.7 a	40.0 a	46.7 a	46.7 a
Chaudière-Appalaches	34.0 a	4.1 a	0.0 b	9.7 b	18.0 a	20.1 a
10 - 49	27.3 a	2.8 a	0.0 b	1.4 a	9.9 a	12.7 a
50 - 89	39.0 a	0.0 c	0.0 c	16.7 d	22.2 a	27.9 a
90 or more	86.4 a	27.3 d	++	72.7 a	86.4 a	72.7 a
Côte-Nord	33.3 a	0.0 a	0.0 a	0.0 a	0.0 a	33.3 a
10 - 49	25.0 a	0.0 a	0.0 a	0.0 a	0.0 a	25.0 a
50 - 89	--	--	--	--	--	--
90 or more	**	**	**	**	**	**
Estrie Rural	35.0 a	2.5 b	0.0 b	10.0 c	17.5 d	35.0 a
10 - 49	36.7 a	0.0 b	0.0 b	0.0 b	10.0 c	26.7 a
50 - 89	++	++	++	++	++	++
90 or more	++	++	++	++	++	80.0 a
Gaspésie-Îles-de-la-Madeleine	23.5 a	0.0 a	0.0 a	0.0 a	23.5 a	29.4 a
10 - 49	33.3 a	0.0 a	0.0 a	0.0 a	8.3 a	8.3 a
50 - 89	0.0 a	0.0 a	0.0 a	0.0 a	50.0 a	75.0 a
90 or more	**	**	**	**	**	**
Lanaudière	40.8 a	4.4 a	13.6 c	13.4 a	27.1 a	31.8 a
10 - 49	56.4 a	4.2 a	0.0 b	8.4 a	8.4 a	21.7 d
50 - 89	19.5 a	++	++	++	++	++
90 or more	27.2 a	9.1 a	27.2 a	27.2 a	45.7 a	36.2 a
Laurentides	41.3 a	13.8 c	10.4 d	17.3 d	34.6 a	34.4 a
10 - 49	24.9 d	0.0 c	0.0 c	0.0 c	++	12.1 a
50 - 89	++	12.1 c	++	++	++	++
90 or more	80.7 a	++	++	++	100.0 a	++
Mauricie	++	10.5 d	++	10.2 d	23.1 d	28.9 d
10 - 49	++	3.6 a	0.0 b	0.0 b	10.8 a	11.3 d
50 - 89	15.9 d	++	++	++	15.9 d	++
90 or more	++	++	++	++	++	87.3 a
Montérégie	24.7 a	11.7 c	10.6 c	16.2 a	24.7 a	31.1 a
10 - 49	16.7 d	5.5 b	0.0 b	3.9 d	13.0 c	20.5 a
50 - 89	22.5 d	++	0.0 b	7.1 b	32.6 a	17.9 d
90 or more	++	28.5 d	++	52.0 a	++	67.9 a

continued

The following letter codes are used to indicate the reliability of the estimates:

a – Excellent, b – Very good, c – Good, d – Fair (Use with Caution)

\*\* Suppressed to protect confidentiality ++ Not statistically reliable -- No units exist in universe for this category

## 2.5 Proportion (%) of Structures with Access to Selected Amenities<sup>1</sup> by Structure Size Quebec

Centre	Transportation	Swimming Pool	Hot Tub / Spa	Movie Theatre	Exercise Facilities	Internet
Nord-du-Québec Rural	**	**	**	**	**	**
10 - 49	**	**	**	**	**	**
50 - 89	**	**	**	**	**	**
90 or more	--	--	--	--	--	--
Outaouais Rural	44.4 a	0.0 a	0.0 a	0.0 a	22.2 a	33.3 a
10 - 49	50.0 a	0.0 a	0.0 a	0.0 a	16.7 a	0.0 a
50 - 89	**	**	**	**	**	**
90 or more	--	--	--	--	--	--
Saguenay-Lac-Saint-Jean	30.9 a	0.0 b	0.0 b	9.1 a	30.3 a	30.6 a
10 - 49	28.1 d	0.0 b	0.0 b	0.0 b	18.2 a	14.0 d
50 - 89	50.0 a	0.0 a	0.0 a	25.0 a	50.0 a	50.0 a
90 or more	28.6 a	0.0 a	0.0 a	28.6 a	57.1 a	71.4 a
<b>Province of Quebec</b>	<b>37.7 a</b>	<b>16.9 a</b>	<b>13.9 a</b>	<b>25.8 a</b>	<b>34.7 a</b>	<b>39.9 a</b>
10 - 49	29.5 a	3.9 a	1.8 a	7.4 a	12.9 a	22.5 a
50 - 89	33.8 a	8.3 a	8.1 a	22.9 a	36.9 a	38.8 a
90 or more	52.8 a	42.4 a	36.2 a	56.1 a	67.0 a	67.6 a

<sup>1</sup> Services are considered to be included in the rents for a structure if the majority of all spaces have the service included in the rent.

The following letter codes are used to indicate the reliability of the estimates:

a – Excellent, b – Very good, c – Good, d – Fair (Use with Caution)

\*\* Suppressed to protect confidentiality ++ Not statistically reliable -- No units exist in universe for this category

### 3.1 Average Rent (\$) of Standard Spaces by Unit Type Quebec

Centre	Private Rooms		Semi-Private Rooms		Bachelor		One-Bedroom		Two-Bedroom		Total	
	2011	2012	2011	2012	2011	2012	2011	2012	2011	2012	2011	2012
Gatineau CMA	1,639 a	1,623 a	--	--	1,584 a	1,587 a	1,876 a	1,830 a	2,007 a	1,874 a	1,778 a	1,746 a
Gatineau East	1,663 a	1,404 a	--	--	1,428 a	1,573 a	1,745 a	1,749 a	1,938 a	1,816 a	1,706 a	1,687 a
Gatineau West	1,669 a	1,758 a	--	--	1,747 a	1,608 a	2,021 a	1,928 a	2,179 a	2,036 a	1,880 a	1,834 a
Surrounding Area	**	**	--	--	--	--	--	--	--	--	**	**
Montréal CMA	1,691 a	1,667 a	2,024 a	2,777 a	1,276 a	1,273 a	1,470 a	1,421 a	1,953 a	2,006 a	1,561 a	1,549 a
Island of Montréal	1,885 a	1,869 a	1,829 a	2,722 a	1,280 a	1,243 a	1,506 a	1,429 a	2,091 a	2,140 a	1,612 a	1,570 a
Island Centre	1,752 a	1,960 a	**	**	1,708 a	1,409 a	2,031 a	1,919 a	2,865 a	2,716 a	1,945 a	1,905 a
Island West	2,435 a	2,335 a	**	**	1,290 a	1,524 a	1,502 a	1,492 a	2,245 a	2,390 a	1,780 a	1,795 a
Island North	1,470 a	1,600 a	--	--	869	792	1,171 a	1,067 a	1,472 a	1,403 a	1,161 a	1,081 a
Island East	1,538 a	1,465 a	**	--	1,419 a	1,403 a	1,572 a	1,544 a	2,184 a	2,371 a	1,604 a	1,594 a
Vaudreuil-Soulanges	1,639 a	1,642 a	--	--	**	**	**	**	**	**	1,612 a	1,608 a
Laval-North Shore	1,454 a	1,469 a	**	**	1,146 a	1,157 a	1,382 a	1,375 a	1,819 a	1,898 a	1,460 a	1,502 a
Laval	1,540 a	1,682 a	**	**	1,095 a	1,151 a	1,415 a	1,383 a	1,901 a	2,001 a	1,495 a	1,563 a
North Shore	1,481 a	1,451 a	**	**	1,173 a	1,178 a	1,349 a	1,381 a	1,734 a	1,758 a	1,448 a	1,462 a
Saint-Jérôme	1,241 a	1,304 a	--	--	**	**	**	**	**	**	1,343 a	1,361 a
South Shore	1,647 a	1,594 a	**	**	1,395 a	1,443 a	1,503 a	1,474 a	1,926 a	1,934 a	1,583 a	1,571 a
South Shore Centre	1,876 a	1,607 a	**	**	1,416 a	1,604 a	1,503 a	1,505 a	1,962 a	2,002 a	1,654 a	1,635 a
South Shore East	1,546 a	1,648 a	--	--	1,401 a	1,307 a	1,598 a	1,515 a	1,993 a	1,974 a	1,587 a	1,565 a
South Shore West	1,399 a	1,464 a	--	--	1,308 a	1,430 a	1,251 a	1,169 a	1,463 a	1,429 a	1,341 a	1,364 a
Québec CMA	1,606 a	1,660 a	1,681 a	**	1,415 a	1,119 a	1,574 a	1,586 a	1,817 a	1,925 a	1,590 a	1,604 a
Centre North	1,684 a	1,755 a	**	**	1,331 a	1,035 a	1,589 a	1,630 a	1,965 a	2,052 a	1,621 a	1,633 a
Québec Basse-Ville	1,256 a	1,441 a	**	--	1,238 a	1,094 a	1,330 a	1,277 a	1,668 a	1,593 a	1,324 a	1,366 a
Québec Haute-Ville	2,133 a	1,886 a	--	--	1,430 a	737	1,730 a	1,925 a	1,853 a	2,147 a	1,754 a	1,656 a
Québec des Rivières	1,526 a	1,872 a	**	**	1,213 a	1,190 a	1,528 a	1,628 a	1,841 a	1,951 a	1,514 a	1,640 a
Ste-Foy, Sillery, Cap-Rouge, St-Aug.	2,144 a	2,127 a	--	**	1,529 a	1,263 a	1,724 a	1,661 a	2,241 a	2,270 a	1,869 a	1,793 a
Northern Suburbs	1,742 a	1,717 a	**	--	1,539 a	1,268 a	1,527 a	1,479 a	1,554 a	1,725 a	1,577 a	1,588 a
West	1,497 a	1,312 a	**	--	1,196 a	**	1,547 a	**	**	**	1,506 a	1,409 a
North	1,524 a	1,714 a	--	--	1,589 a	**	1,558 a	1,482 a	1,470 a	1,719 a	1,541 a	1,578 a
East	1,845 a	1,827 a	--	--	1,538 a	1,407 a	1,491 a	1,480 a	1,693 a	1,717 a	1,626 a	1,637 a
Québec South Shore	1,398 a	1,445 a	**	--	1,375 a	1,440 a	1,605 a	1,568 a	1,852 a	1,883 a	1,510 a	1,527 a
South Shore West	1,342 a	1,514 a	**	--	**	--	**	**	**	**	1,339 a	1,494 a
South Shore East	1,430 a	1,406 a	--	--	1,413 a	1,440 a	1,619 a	1,586 a	1,855 a	1,891 a	1,555 a	1,535 a
Saguenay CMA	1,213 a	1,178 a	--	--	1,177 a	1,026 a	1,594 a	1,445 a	1,907 a	1,849 a	1,378 a	1,323 a
Chicoutimi	1,259 a	1,255 a	--	--	**	**	**	1,464 a	**	**	1,465 a	1,427 a
Jonquière	1,168 a	1,055 a	--	--	1,167 a	993	1,530 a	1,436 a	1,869 a	1,769 a	1,341 a	1,234 a
La Baie	1,232 a	1,322 a	--	--	**	**	--	**	--	--	1,158 a	1,226 a
Sherbrooke CMA	1,223 a	1,189 a	--	--	1,156 a	1,240 a	1,294 a	1,371 a	1,635 a	1,526 a	1,284 a	1,298 a
Former City of Sherbrooke	1,229 a	1,221 a	--	--	1,147 a	1,242 a	1,293 a	1,381 a	1,663 a	1,501 a	1,300 a	1,327 a
East	1,360 a	1,220 a	--	--	**	**	**	**	**	**	1,373 a	1,291 a
North	1,183 a	1,359 a	--	--	1,068 a	1,115 a	1,276 a	1,385 a	1,739 a	1,770 a	1,292 a	1,395 a
West	1,218 a	1,256 a	--	--	**	--	**	**	**	**	1,221 a	1,243 a
Centre	1,142 a	**	--	--	**	**	**	**	**	**	1,232 a	**
Magog	1,283 a	1,163 a	--	--	**	**	**	**	**	**	1,260 a	1,215 a
Surrounding Area	1,141 a	1,148 a	--	--	**	**	1,411 a	1,442 a	**	**	1,229 a	1,263 a
Trois-Rivières CMA	1,214 a	1,294 a	**	**	1,173 a	1,263 a	1,405 a	1,544 a	1,642 a	1,734 a	1,308 a	1,415 a
Trois-Rivières Centre	1,273 a	1,405 a	--	--	1,166 a	1,280 a	1,450 a	1,601 a	1,679 a	1,774 a	1,337 a	1,481 a
Trois-Rivières	1,131 a	1,191 a	--	--	1,227 a	1,419 a	1,410 a	1,742 a	1,640 a	1,804 a	1,341 a	1,582 a
Trois-Rivières-Ouest	1,568 a	1,629 a	--	--	1,127 a	**	1,492 a	**	**	**	1,340 a	1,477 a
Cap-de-la-Madeleine	1,037 a	1,078 a	--	--	1,155 a	1,179 a	1,482 a	1,424 a	1,694 a	1,711 a	1,329 a	1,327 a
Surrounding Area	1,092 a	1,049 a	**	**	**	**	**	1,157 a	**	**	1,119 a	1,099 a

continued

The following letter codes are used to indicate the reliability of the estimates:

a – Excellent, b – Very good, c – Good, d – Fair (Use with Caution)

\*\* Suppressed to protect confidentiality ++ Not statistically reliable -- No units exist in universe for this category

### 3.1 Average Rent (\$) of Standard Spaces by Unit Type Quebec

Centre	Private Rooms		Semi-Private Rooms		Bachelor		One-Bedroom		Two-Bedroom		Total	
	2011	2012	2011	2012	2011	2012	2011	2012	2011	2012	2011	2012
Abitibi-Témiscamingue	1,330 a	1,417 a	**	**	--	**	**	1,787 a	**	**	1,330 a	1,507 a
Amos CA	**	**	--	--	--	--	**	**	--	**	**	**
Rouyn-Noranda CA	**	**	--	--	--	**	--	**	--	**	**	1,694 a
Val-d'Or CA	1,376 a	1,517 a	--	--	--	--	--	--	--	--	1,376 a	1,517 a
Abitibi-Témiscamingue Rural	1,218 a	1,251 a	**	**	--	--	**	**	**	**	1,245 a	1,279 a
Bas-Saint-Laurent	1,240 a	1,226 a	**	--	1,232 a	1,305 a	1,272 a	1,337 a	1,479 a	1,440 a	1,254 a	1,260 a
Matane CA	**	**	--	--	--	--	--	--	--	--	**	**
Rimouski CA	1,269 a	1,104 a	--	--	**	**	**	**	**	**	1,244 a	1,117 a
Rivière-du-Loup CA	1,286 a	1,346 a	--	--	**	1,481 a	1,424 a	1,496 a	**	**	1,354 a	1,418 a
Bas-Saint-Laurent Rural	1,201 a	1,249 a	**	--	1,245 a	**	1,210 a	1,386 a	**	**	1,212 a	1,275 a
Capitale-Nationale Rural	1,109 a	1,113 a	--	**	**	**	1,316 a	1,579 a	**	2,028 a	1,245 a	1,438 a
Centre-du-Québec	1,107 a	1,104 a	--	--	1,231 a	1,193 a	1,290 a	1,354 a	1,688 a	1,646 a	1,253 a	1,246 a
Drummondville CA	1,056 a	1,070 a	--	--	1,191 a	1,171 a	1,287 a	1,363 a	**	1,766 a	1,270 a	1,280 a
Victoriaville CA	1,179 a	1,181 a	--	--	1,307 a	1,328 a	1,244 a	1,305 a	1,621 a	1,276 a	1,276 a	1,241 a
Centre-du-Québec Rural	1,045 a	1,040 a	--	--	1,038 a	986	1,408 a	1,419 a	**	1,947 a	1,152 a	1,164 a
Chaudière-Appalaches	1,217 a	1,192 a	**	**	1,183 a	1,198 a	1,501 a	1,457 a	1,639 a	1,546 a	1,312 a	1,276 a
Montmagny	1,493 a	1,422 a	**	**	**	**	**	**	**	**	1,448 a	1,480 a
Sainte-Marie	**	**	--	--	**	**	**	**	**	**	**	**
Saint-Georges CA	**	--	--	**	1,183 a	1,155 a	1,549 a	1,450 a	**	**	1,468 a	1,383 a
Thetford Mines CA	1,249 a	1,209 a	--	--	**	**	1,345 a	1,412 a	**	**	1,264 a	1,254 a
Chaudière-Appalaches Rural	1,152 a	1,167 a	**	--	1,152 a	1,131 a	1,273 a	1,242 a	1,439 a	1,184 a	1,178 a	1,170 a
Côte-Nord	**	**	--	**	--	**	**	1,679 a	**	2,140 a	1,318 a	1,601 a
Baie-Comeau CA	**	--	--	**	--	**	**	**	**	**	**	**
Sept-Îles CA	--	**	--	--	--	**	**	**	**	**	**	**
Côte-Nord Rural	**	**	--	--	--	--	--	--	--	--	**	**
Estrie Rural	1,207 a	1,248 a	**	--	1,390 a	1,412 a	1,319 a	1,416 a	1,431 a	1,511 a	1,240 a	1,302 a
Gaspésie-Îles-de-la-Madeleine	1,224 a	1,333 a	--	--	**	**	1,325 a	1,469 a	--	--	1,236 a	1,352 a
Gaspé	**	**	--	--	--	--	**	**	--	--	**	**
Îles de la Madeleine	983 a	**	--	--	**	--	--	--	--	--	1,006 a	**
Gaspésie-Îles-de-la-Madeleine Rural	1,238 a	1,427 a	--	--	--	**	**	**	--	--	1,236 a	1,425 a
Lanaudière	1,339 a	1,216 a	--	**	1,306 a	1,290 a	1,417 a	1,351 a	1,626 a	1,573 a	1,400 a	1,322 a
Joliette CA	1,570 a	1,249 a	--	--	1,272 a	1,287 a	1,473 a	1,323 a	1,609 a	1,486 a	1,498 a	1,328 a
Rawdon	**	1,277 a	--	**	**	--	**	**	**	**	**	1,299 a
Saint-Lin-des-Laurentides	**	**	--	--	--	--	**	**	**	**	**	**
Lanaudière Rural	1,107 a	1,193 a	--	--	1,359 a	**	1,385 a	1,527 a	1,752 a	1,999 a	1,273 a	1,357 a
Laurentides	1,377 a	1,432 a	**	**	1,359 a	1,304 a	1,273 a	1,312 a	1,612 a	1,948 a	1,368 a	1,431 a
Lachute CA	**	**	--	--	**	**	**	**	**	**	**	**
Mont-Laurier	1,203 a	1,118 a	--	**	**	**	1,268 a	1,367 a	**	**	1,330 a	1,379 a
Prévost	**	**	--	--	--	--	--	--	--	--	**	**
Sainte-Adèle	**	**	--	--	--	--	--	--	--	--	**	**
Sainte-Sophie	**	**	--	--	--	--	--	--	--	--	**	**
Laurentides Rural	1,359 a	1,392 a	**	--	1,301 a	**	**	**	**	**	1,359 a	1,394 a
Mauricie	1,232 a	1,212 a	--	**	1,107 a	1,062 a	1,344 a	1,241 a	1,888 a	1,821 a	1,257 a	1,223 a
La Tuque	--	**	--	--	**	**	**	**	**	**	**	**
Shawinigan CA	1,325 a	1,276 a	--	**	**	**	1,364 a	1,206 a	**	**	1,339 a	1,265 a
Mauricie Rural	1,056 a	1,098 a	--	--	**	**	**	1,425 a	**	**	1,063 a	1,148 a
Montérégie	1,353 a	1,441 a	1,502 a	**	1,312 a	1,408 a	1,303 a	1,401 a	1,513 a	1,642 a	1,350 a	1,447 a
Cowansville CA	1,334 a	**	--	--	**	**	**	**	**	**	1,401 a	**
Granby CA	1,203 a	1,488 a	--	--	1,343 a	**	1,306 a	1,416 a	**	**	1,304 a	1,484 a
Saint-Hyacinthe CA	1,401 a	1,389 a	**	**	**	**	1,267 a	1,457 a	**	**	1,363 a	1,465 a
Saint-Jean-sur-Richelieu CA	1,422 a	1,460 a	--	--	**	**	1,239 a	1,264 a	1,379 a	1,394 a	1,358 a	1,362 a
Salaberry-de-Valleyfield CA	1,541 a	1,646 a	**	--	--	**	**	**	--	**	1,533 a	1,615 a
Sorel-Tracy CA	1,480 a	1,530 a	--	--	**	**	**	**	**	**	1,524 a	1,564 a
Montérégie Rural	1,252 a	1,317 a	**	**	1,097 a	1,396 a	1,154 a	1,310 a	1,301 a	1,518 a	1,225 a	1,330 a

continued

The following letter codes are used to indicate the reliability of the estimates:

a – Excellent, b – Very good, c – Good, d – Fair (Use with Caution)

\*\* Suppressed to protect confidentiality ++ Not statistically reliable -- No units exist in universe for this category

3.1 Average Rent (\$) of Standard Spaces by Unit Type Quebec												
Centre	Private Rooms		Semi-Private Rooms		Bachelor		One-Bedroom		Two-Bedroom		Total	
	2011	2012	2011	2012	2011	2012	2011	2012	2011	2012	2011	2012
Nord-du-Québec Rural	--	--	--	--	**	**	**	**	--	--	**	**
Outaouais Rural	1,148 <sup>a</sup>	1,194 <sup>a</sup>	--	--	**	**	**	**	**	**	1,346 <sup>a</sup>	1,345 <sup>a</sup>
Saguenay-Lac-Saint-Jean	1,184 <sup>a</sup>	1,252 <sup>a</sup>	**	**	1,163 <sup>a</sup>	1,030 <sup>a</sup>	1,239 <sup>a</sup>	1,389 <sup>a</sup>	1,562 <sup>a</sup>	1,647 <sup>a</sup>	1,198 <sup>a</sup>	1,275 <sup>a</sup>
Alma CA	1,344 <sup>a</sup>	1,275 <sup>a</sup>	--	--	**	**	**	**	**	**	1,228 <sup>a</sup>	1,348 <sup>a</sup>
Dolbeau-Mistassini CA	1,186 <sup>a</sup>	1,233 <sup>a</sup>	**	**	943 <sup>a</sup>	879 <sup>a</sup>	1,355 <sup>a</sup>	1,379 <sup>a</sup>	**	**	1,159 <sup>a</sup>	1,195 <sup>a</sup>
Roberval	**	**	--	--	**	--	**	**	**	**	**	**
Saint-Félicien	**	**	--	--	**	**	**	**	--	**	**	**
Saguenay-Lac-Saint-Jean Rural	1,019 <sup>a</sup>	1,017 <sup>a</sup>	--	--	**	**	**	**	--	--	1,047 <sup>a</sup>	998 <sup>a</sup>
<b>Province of Quebec</b>	<b>1,410<sup>a</sup></b>	<b>1,419<sup>a</sup></b>	<b>1,612<sup>a</sup></b>	<b>2,032<sup>a</sup></b>	<b>1,286<sup>a</sup></b>	<b>1,263<sup>a</sup></b>	<b>1,469<sup>a</sup></b>	<b>1,457<sup>a</sup></b>	<b>1,855<sup>a</sup></b>	<b>1,902<sup>a</sup></b>	<b>1,466<sup>a</sup></b>	<b>1,475<sup>a</sup></b>

The following units are excluded from the table above: non-market/subsidy units; respite units; and, units where an extra charge is paid for Heavy-care (1½ hours or more of care).

The following letter codes are used to indicate the reliability of the estimates:

a – Excellent, b – Very good, c – Good, d – Fair (Use with Caution)

\*\* Suppressed to protect confidentiality ++ Not statistically reliable -- No units exist in universe for this category

### O.I.I.I Vacancy Rates (%) of Standard Apartment Spaces by Unit Type Quebec

Centre	Bachelor		One-Bedroom		Two-Bedroom		Total	
	2011	2012	2011	2012	2011	2012	2011	2012
Gatineau CMA	23.4 a	23.8 a	11.4 a	19.6 a	38.5 a	14.4 a	20.5 a	19.4 a
Gatineau East	11.9 a	8.9 a	12.5 a	23.1 a	52.5 a	18.6 a	22.9 a	18.4 a
Gatineau West	35.6 a	46.9 a	10.3 a	15.3 a	3.6 a	3.0 b	17.4 a	21.0 a
Surrounding Area	--	--	--	--	--	--	--	--
Montréal CMA	11.2 a	11.7 a	5.9 a	5.9 a	5.0 a	4.5 a	7.0 a	6.9 a
Island of Montréal	12.0 a	13.1 a	7.4 a	7.2 a	6.9 a	5.6 a	8.5 a	8.4 a
Island Centre	11.0 a	14.0 a	7.3 a	10.6 a	9.3 a	9.8 a	8.6 a	11.4 a
Island West	19.3 a	17.4 a	12.2 a	9.5 a	9.1 a	7.5 a	12.9 a	10.7 a
Island North	12.1 a	15.7 a	5.8 a	5.5 a	7.1 a	2.5 a	7.6 a	7.6 a
Island East	6.5 a	5.6 a	2.2 a	2.5 a	1.1 a	2.8 a	3.5 a	3.6 a
Vaudreuil-Soulanges	**	**	**	**	**	**	**	**
Laval-North Shore	8.6 a	9.5 a	4.2 a	4.7 a	2.9 a	2.6 a	4.7 a	4.8 a
Laval	12.3 a	10.7 a	4.0 a	5.1 a	2.6 a	2.5 a	5.3 a	5.4 a
North Shore	2.2 a	6.8 a	3.5 a	3.6 a	3.2 a	2.9 a	3.2 a	3.8 a
Saint-Jérôme	**	**	**	**	**	**	**	**
South Shore	11.7 a	10.1 a	3.1 a	3.2 a	4.6 a	5.8 a	6.2 a	5.8 a
South Shore Centre	9.0 a	12.8 a	1.7 a	2.6 a	4.6 a	7.6 a	4.1 a	6.3 a
South Shore East	14.4 a	9.3 a	5.9 a	4.7 a	5.0 a	5.1 a	9.1 a	6.4 a
South Shore West	8.4 a	2.1 a	2.0 a	0.8 a	2.9 a	++	4.3 a	1.0 a
Québec CMA	6.4 a	5.7 a	5.6 a	4.0 a	8.4 a	5.5 a	6.4 a	4.6 a
Centre North	6.9 a	6.8 a	6.4 a	4.4 a	8.7 a	5.5 a	6.9 a	5.0 a
Québec Basse-Ville	2.3 a	0.0 a	4.4 a	4.2 a	9.8 a	3.6 a	4.7 a	3.8 a
Québec Haute-Ville	5.5 a	6.0 a	6.7 a	4.1 a	5.2 a	3.3 a	6.1 a	4.6 a
Québec des Rivières	11.0 a	10.8 a	10.7 a	4.5 a	16.1 a	8.1 a	11.9 a	6.7 a
Ste-Foy, Sillery, Cap-Rouge, St-Aug.	7.3 a	4.5 a	4.2 a	4.5 a	3.7 a	4.9 a	4.6 a	4.6 a
Northern Suburbs	6.0 a	4.0 a	4.2 a	3.8 a	4.8 a	2.1 a	4.9 a	3.3 a
West	7.3 a	**	4.9 a	**	**	**	5.1 a	**
North	7.0 a	**	4.4 a	2.8 a	7.0 a	2.7 a	5.9 a	2.9 a
East	4.7 a	4.4 a	3.9 a	4.3 a	++	0.6 a	3.6 a	3.7 a
Québec South Shore	4.7 c	0.8 a	4.5 b	2.5 a	17.5 a	17.1 a	7.1 a	5.2 a
South Shore West	**	--	**	**	**	**	**	**
South Shore East	5.3 c	0.8 a	4.8 b	2.5 a	17.8 a	17.4 a	7.7 a	5.4 a
Saguenay CMA	2.6 a	19.6 a	5.5 a	21.4 a	++	10.6 a	3.8 a	19.3 a
Chicoutimi	**	**	**	24.1 a	**	**	**	20.1 a
Jonquière	2.9 a	25.3 a	5.4 a	18.7 a	++	10.9 a	4.0 a	20.0 a
La Baie	**	**	--	**	--	--	**	**
Sherbrooke CMA	5.2 a	14.2 a	8.8 a	7.5 a	5.9 a	4.4 a	7.2 a	8.5 a
Former City of Sherbrooke	5.8 a	11.8 a	9.6 a	6.2 a	6.3 a	4.6 a	7.9 a	7.2 a
East	**	**	**	**	**	**	5.5 a	**
North	4.5 a	15.0 a	14.7 a	8.3 a	7.4 a	4.7 a	10.9 a	9.0 a
West	**	--	**	**	**	**	**	**
Centre	**	--	**	**	**	**	**	**
Magog	**	**	**	**	**	**	**	1.2 a
Surrounding Area	**	**	4.4 a	26.2 a	**	**	3.7 a	27.6 a
Trois-Rivières CMA	6.0 a	12.6 a	7.4 a	13.9 a	8.4 a	20.0 a	6.9 a	14.2 a
Trois-Rivières Centre	6.2 a	11.8 a	8.1 a	13.4 a	8.5 a	21.1 a	7.3 a	13.9 a
Trois-Rivières	9.8 a	20.8 a	13.1 a	19.6 a	10.1 a	26.5 a	11.4 a	21.1 a
Trois-Rivières-Ouest	6.0 b	**	3.4 c	**	**	**	5.4 b	12.5 a
Cap-de-la-Madeleine	1.0 a	4.6 a	3.8 a	2.5 a	7.1 a	3.0 a	3.2 a	3.2 a
Surrounding Area	**	**	**	17.1 a	**	**	**	17.3 a

continued

The following letter codes are used to indicate the reliability of the estimates:

a – Excellent, b – Very good, c – Good, d – Fair (Use with Caution)

\*\* Suppressed to protect confidentiality ++ Not statistically reliable -- No units exist in universe for this category



### O1.1.1 Vacancy Rates (%) of Standard Apartment Spaces by Unit Type Quebec

Centre	Bachelor		One-Bedroom		Two-Bedroom		Total	
	2011	2012	2011	2012	2011	2012	2011	2012
Abitibi-Témiscamingue	--	**	**	0.0 a	**	**	**	0.0 a
Amos CA	--	--	**	**	--	**	**	**
Rouyn-Noranda CA	--	**	--	**	--	**	--	**
Val-d'Or CA	--	--	--	--	--	--	--	--
Abitibi-Témiscamingue Rural	--	--	**	**	**	**	**	**
Bas-Saint-Laurent	4.7 a	2.1 a	2.2 a	5.3 a	0.0 a	0.0 a	2.4 a	4.1 a
Matane CA	--	--	--	--	--	--	--	--
Rimouski CA	**	**	**	**	**	**	**	**
Rivière-du-Loup CA	**	1.6 a	1.3 a	1.4 a	**	**	1.1 a	1.4 a
Bas-Saint-Laurent Rural	8.4 a	3.9 a	4.2 a	13.9 a	**	**	4.9 a	10.7 a
Capitale-Nationale Rural	**	0.0 a	4.1 a	2.2 a	**	23.4 a	15.9 a	8.8 a
Centre-du-Québec	7.1 a	7.6 a	3.8 a	3.3 a	13.5 a	9.4 a	7.1 a	5.9 a
Drummondville CA	6.0 a	9.4 a	4.2 a	2.2 a	**	15.2 a	9.4 a	7.2 a
Victoriaville CA	6.3 a	0.6 a	4.5 b	4.7 a	2.8 a	1.9 a	4.8 a	2.9 a
Centre-du-Québec Rural	14.5 a	13.4 a	0.8 a	4.4 a	**	0.0 a	5.3 a	7.4 a
Chaudière-Appalaches	4.2 a	3.0 a	2.3 a	2.5 a	3.6 a	3.3 a	3.1 a	2.8 a
Montmagny	**	**	**	**	**	**	**	**
Sainte-Marie	**	**	**	**	**	**	**	**
Saint-Georges CA	2.4 a	2.8 a	1.6 a	2.6 a	**	**	2.0 a	3.0 a
Thetford Mines CA	**	**	1.2 a	2.0 a	**	**	1.5 a	1.2 a
Chaudière-Appalaches Rural	8.9 a	8.5 a	5.1 a	7.6 a	9.4 b	6.7 b	6.9 a	7.8 a
Côte-Nord	--	**	**	1.4 a	**	1.4 a	**	1.6 a
Baie-Comeau CA	--	**	**	**	**	**	**	**
Sept-Îles CA	--	**	**	**	**	**	**	**
Côte-Nord Rural	--	--	--	--	--	--	--	--
Estrie Rural	++	15.4 d	1.3 a	11.2 a	7.8 c	7.7 b	3.3 b	11.0 a
Gaspésie-Îles-de-la-Madeleine	**	**	6.4 a	6.7 a	--	--	5.6 a	6.3 a
Gaspé	--	--	**	**	--	--	**	**
Îles de la Madeleine	**	--	--	--	--	--	**	--
Gaspésie-Îles-de-la-Madeleine Rural	--	**	**	**	--	--	**	**
Lanaudière	14.8 a	3.3 a	7.0 a	8.1 a	2.9 a	5.1 a	7.7 a	6.7 a
Joliette CA	11.4 c	1.9 a	4.7 b	8.3 a	2.2 b	3.8 a	5.3 a	6.1 a
Rawdon	**	--	**	**	**	**	**	**
Saint-Lin-des-Laurentides	--	--	**	**	**	**	**	**
Lanaudière Rural	11.5 a	**	10.0 a	6.7 b	6.1 a	8.7 b	9.8 a	8.1 a
Laurentides	0.0 a	++	14.6 a	8.9 a	9.0 a	4.9 a	11.0 a	7.0 a
Lachute CA	**	**	**	**	**	**	**	**
Mont-Laurier	**	**	7.0 a	4.9 a	**	**	4.9 a	5.3 a
Prévost	--	--	--	--	--	--	--	--
Sainte-Adèle	--	--	--	--	--	--	--	--
Sainte-Sophie	--	--	--	--	--	--	--	--
Laurentides Rural	0.0 a	**	**	**	**	**	15.0 a	**
Mauricie	6.1 a	8.9 b	1.8 b	10.0 a	++	2.0 a	2.8 a	9.0 a
La Tuque CA	**	**	**	**	**	**	**	**
Shawinigan CA	**	**	1.6 b	6.1 b	**	**	1.3 a	6.1 b
Mauricie Rural	**	**	**	34.5 a	**	**	**	29.2 a

continued

The following letter codes are used to indicate the reliability of the estimates:

a – Excellent, b – Very good, c – Good, d – Fair (Use with Caution)

\*\* Suppressed to protect confidentiality ++ Not statistically reliable -- No units exist in universe for this category

**O1.1.1 Vacancy Rates (%) of Standard Apartment Spaces  
by Unit Type  
Quebec**

Centre	Bachelor		One-Bedroom		Two-Bedroom		Total	
	2011	2012	2011	2012	2011	2012	2011	2012
Montréal	15.0 <sup>a</sup>	12.1 <sup>a</sup>	7.4 <sup>a</sup>	7.3 <sup>a</sup>	8.1 <sup>a</sup>	9.8 <sup>a</sup>	9.9 <sup>a</sup>	9.1 <sup>a</sup>
Cowansville CA	**	**	**	**	**	**	**	**
Granby CA	2.8 <sup>b</sup>	**	3.0 <sup>b</sup>	1.3 <sup>a</sup>	**	**	3.6 <sup>b</sup>	2.6 <sup>b</sup>
Saint-Hyacinthe CA	**	**	14.6 <sup>a</sup>	16.8 <sup>a</sup>	**	**	17.8 <sup>a</sup>	18.3 <sup>a</sup>
Saint-Jean-sur-Richelieu CA	**	**	0.3 <sup>a</sup>	1.4 <sup>a</sup>	1.9 <sup>a</sup>	1.0 <sup>a</sup>	1.4 <sup>a</sup>	1.3 <sup>a</sup>
Salaberry-de-Valleyfield CA	--	**	**	**	--	**	**	**
Sorel-Tracy CA	**	**	**	**	**	**	**	**
Montréal Rural	21.8 <sup>a</sup>	14.2 <sup>a</sup>	8.6 <sup>a</sup>	8.6 <sup>a</sup>	++	3.1 <sup>b</sup>	13.3 <sup>a</sup>	9.6 <sup>a</sup>
Nord-du-Québec Rural	**	**	**	**	--	--	**	**
Outaouais Rural	**	**	**	**	**	**	**	**
Saguenay-Lac-Saint-Jean	2.3 <sup>a</sup>	2.1 <sup>a</sup>	7.3 <sup>a</sup>	10.9 <sup>a</sup>	++	16.7 <sup>a</sup>	4.1 <sup>a</sup>	9.0 <sup>a</sup>
Alma CA	**	**	**	**	**	**	5.5 <sup>a</sup>	9.5 <sup>a</sup>
Dolbeau-Mistassini CA	3.4 <sup>a</sup>	2.3 <sup>a</sup>	3.8 <sup>a</sup>	1.0 <sup>a</sup>	**	**	3.3 <sup>a</sup>	3.0 <sup>a</sup>
Roberval	**	--	**	**	**	**	**	**
Saint-Félicien	**	**	**	**	--	**	**	**
Saguenay-Lac-Saint-Jean Rural	**	**	**	**	--	--	**	**
<b>Province of Quebec</b>	<b>9.7<sup>a</sup></b>	<b>10.9<sup>a</sup></b>	<b>6.1<sup>a</sup></b>	<b>7.0<sup>a</sup></b>	<b>7.6<sup>a</sup></b>	<b>6.1<sup>a</sup></b>	<b>7.3<sup>a</sup></b>	<b>7.7<sup>a</sup></b>

The following letter codes are used to indicate the reliability of the estimates:

a – Excellent, b – Very good, c – Good, d – Fair (Use with Caution)

\*\* Suppressed to protect confidentiality ++ Not statistically reliable -- No units exist in universe for this category

### O1.1.2 Vacancy Rates (%) of Standard Room Spaces by Unit Type Quebec

Centre	Private Rooms		Semi-Private Rooms		Total	
	2011	2012	2011	2012	2011	2012
Gatineau CMA	15.3 <sup>a</sup>	11.0 <sup>a</sup>	--	--	15.3 <sup>a</sup>	11.0 <sup>a</sup>
Gatineau East	9.2 <sup>a</sup>	8.1 <sup>a</sup>	--	--	9.2 <sup>a</sup>	8.1 <sup>a</sup>
Gatineau West	22.0 <sup>a</sup>	12.2 <sup>a</sup>	--	--	22.0 <sup>a</sup>	12.2 <sup>a</sup>
Surrounding Area	**	**	--	--	**	**
Montréal CMA	13.2 <sup>a</sup>	11.2 <sup>a</sup>	33.2 <sup>a</sup>	11.4 <sup>a</sup>	13.5 <sup>a</sup>	11.2 <sup>a</sup>
Island of Montréal	15.1 <sup>a</sup>	13.2 <sup>a</sup>	34.3 <sup>a</sup>	8.5 <sup>b</sup>	15.3 <sup>a</sup>	13.0 <sup>a</sup>
Island Centre	10.2 <sup>a</sup>	10.8 <sup>a</sup>	**	4.3 <sup>c</sup>	10.9 <sup>a</sup>	10.5 <sup>a</sup>
Island West	23.0 <sup>a</sup>	11.7 <sup>a</sup>	**	**	23.1 <sup>a</sup>	12.0 <sup>a</sup>
Island North	16.5 <sup>a</sup>	13.3 <sup>a</sup>	--	--	16.5 <sup>a</sup>	13.3 <sup>a</sup>
Island East	11.7 <sup>a</sup>	18.2 <sup>a</sup>	**	--	11.5 <sup>a</sup>	18.2 <sup>a</sup>
Vaudreuil-Soulanges	28.3 <sup>a</sup>	22.8 <sup>a</sup>	--	--	28.3 <sup>a</sup>	22.8 <sup>a</sup>
Laval-North Shore	12.0 <sup>a</sup>	9.1 <sup>a</sup>	**	**	12.0 <sup>a</sup>	9.1 <sup>a</sup>
Laval	13.7 <sup>a</sup>	9.2 <sup>a</sup>	**	**	13.5 <sup>a</sup>	8.3 <sup>a</sup>
North Shore	12.3 <sup>a</sup>	8.8 <sup>a</sup>	**	**	12.4 <sup>a</sup>	9.3 <sup>a</sup>
Saint-Jérôme	8.6 <sup>a</sup>	9.7 <sup>a</sup>	--	--	8.6 <sup>a</sup>	9.7 <sup>a</sup>
South Shore	8.7 <sup>a</sup>	9.5 <sup>a</sup>	**	**	9.3 <sup>a</sup>	9.8 <sup>a</sup>
South Shore Centre	13.6 <sup>a</sup>	13.4 <sup>a</sup>	**	**	15.0 <sup>a</sup>	14.0 <sup>a</sup>
South Shore East	6.7 <sup>a</sup>	9.5 <sup>a</sup>	--	--	6.7 <sup>a</sup>	9.5 <sup>a</sup>
South Shore West	2.9 <sup>a</sup>	4.0 <sup>a</sup>	--	--	2.9 <sup>a</sup>	4.0 <sup>a</sup>
Québec CMA	5.5 <sup>a</sup>	6.6 <sup>a</sup>	33.4 <sup>a</sup>	**	5.7 <sup>a</sup>	6.6 <sup>a</sup>
Centre North	6.0 <sup>a</sup>	6.2 <sup>a</sup>	**	**	6.5 <sup>a</sup>	6.2 <sup>a</sup>
Québec Basse-Ville	2.9 <sup>a</sup>	3.6 <sup>a</sup>	**	--	3.1 <sup>a</sup>	3.6 <sup>a</sup>
Québec Haute-Ville	11.8 <sup>a</sup>	11.1 <sup>a</sup>	--	--	11.8 <sup>a</sup>	11.1 <sup>a</sup>
Québec des Rivières	3.5 <sup>a</sup>	5.9 <sup>a</sup>	**	**	6.5 <sup>a</sup>	5.9 <sup>a</sup>
Ste-Foy, Sillery, Cap-Rouge, St-Aug.	8.2 <sup>a</sup>	5.8 <sup>a</sup>	--	**	8.2 <sup>a</sup>	5.7 <sup>a</sup>
Northern Suburbs	6.9 <sup>a</sup>	7.6 <sup>a</sup>	**	--	6.9 <sup>a</sup>	7.6 <sup>a</sup>
West	1.1 <sup>a</sup>	15.4 <sup>a</sup>	**	--	1.1 <sup>a</sup>	15.4 <sup>a</sup>
North	8.8 <sup>b</sup>	5.1 <sup>a</sup>	--	--	8.8 <sup>b</sup>	5.1 <sup>a</sup>
East	7.6 <sup>a</sup>	7.0 <sup>a</sup>	--	--	7.6 <sup>a</sup>	7.0 <sup>a</sup>
Québec South Shore	3.6 <sup>a</sup>	6.2 <sup>a</sup>	**	--	3.6 <sup>a</sup>	6.2 <sup>a</sup>
South Shore West	6.0 <sup>a</sup>	5.5 <sup>a</sup>	**	--	5.9 <sup>a</sup>	5.5 <sup>a</sup>
South Shore East	2.3 <sup>a</sup>	6.6 <sup>a</sup>	--	--	2.3 <sup>a</sup>	6.6 <sup>a</sup>
Saguenay CMA	5.6 <sup>a</sup>	9.1 <sup>a</sup>	--	--	5.6 <sup>a</sup>	9.1 <sup>a</sup>
Chicoutimi	1.5 <sup>a</sup>	7.9 <sup>a</sup>	--	--	1.5 <sup>a</sup>	7.9 <sup>a</sup>
Jonquière	8.5 <sup>a</sup>	12.0 <sup>a</sup>	--	--	8.5 <sup>a</sup>	12.0 <sup>a</sup>
La Baie	7.4 <sup>b</sup>	4.1 <sup>a</sup>	--	--	7.4 <sup>b</sup>	4.1 <sup>a</sup>
Sherbrooke CMA	6.7 <sup>a</sup>	11.7 <sup>a</sup>	--	--	6.7 <sup>a</sup>	11.7 <sup>a</sup>
Former City of Sherbrooke	5.4 <sup>a</sup>	11.9 <sup>a</sup>	--	--	5.4 <sup>a</sup>	11.9 <sup>a</sup>
East	9.6 <sup>a</sup>	25.5 <sup>a</sup>	--	--	9.6 <sup>a</sup>	25.5 <sup>a</sup>
North	2.1 <sup>a</sup>	2.5 <sup>a</sup>	--	--	2.1 <sup>a</sup>	2.5 <sup>a</sup>
West	4.0 <sup>a</sup>	4.1 <sup>a</sup>	--	--	4.0 <sup>a</sup>	4.1 <sup>a</sup>
Centre	5.1 <sup>a</sup>	**	--	--	5.1 <sup>a</sup>	**
Magog	7.7 <sup>a</sup>	8.2 <sup>a</sup>	--	--	7.7 <sup>a</sup>	8.2 <sup>a</sup>
Surrounding Area	9.4 <sup>a</sup>	14.9 <sup>a</sup>	--	--	9.4 <sup>a</sup>	14.9 <sup>a</sup>

continued

The following letter codes are used to indicate the reliability of the estimates:

a – Excellent, b – Very good, c – Good, d – Fair (Use with Caution)

\*\* Suppressed to protect confidentiality ++ Not statistically reliable -- No units exist in universe for this category

### O1.1.2 Vacancy Rates (%) of Standard Room Spaces by Unit Type Quebec

Centre	Private Rooms		Semi-Private Rooms		Total	
	2011	2012	2011	2012	2011	2012
Trois-Rivières CMA	5.6 <sup>a</sup>	9.5 <sup>a</sup>	**	**	5.4 <sup>a</sup>	9.4 <sup>a</sup>
Trois-Rivières Centre	4.8 <sup>a</sup>	7.3 <sup>a</sup>	--	--	4.8 <sup>a</sup>	7.3 <sup>a</sup>
Trois-Rivières	3.7 <sup>a</sup>	11.8 <sup>a</sup>	--	--	3.7 <sup>a</sup>	11.8 <sup>a</sup>
Trois-Rivières-Ouest	5.8 <sup>c</sup>	6.6 <sup>a</sup>	--	--	5.8 <sup>c</sup>	6.6 <sup>a</sup>
Cap-de-la-Madeleine	5.0 <sup>a</sup>	2.5 <sup>a</sup>	--	--	5.0 <sup>a</sup>	2.5 <sup>a</sup>
Surrounding Area	7.3 <sup>a</sup>	14.5 <sup>a</sup>	**	**	6.5 <sup>a</sup>	13.8 <sup>a</sup>
Abitibi-Témiscamingue	3.3 <sup>a</sup>	5.4 <sup>a</sup>	**	**	3.4 <sup>a</sup>	5.3 <sup>a</sup>
Amos CA	**	**	--	--	**	**
Rouyn-Noranda CA	**	**	--	--	**	**
Val-d'Or CA	3.5 <sup>a</sup>	4.0 <sup>a</sup>	--	--	3.5 <sup>a</sup>	4.0 <sup>a</sup>
Abitibi-Témiscamingue Rural	2.0 <sup>a</sup>	5.7 <sup>a</sup>	**	**	2.2 <sup>a</sup>	5.6 <sup>a</sup>
Bas-Saint-Laurent	3.7 <sup>a</sup>	4.6 <sup>a</sup>	**	--	3.7 <sup>a</sup>	4.6 <sup>a</sup>
Matane CA	**	**	--	--	**	**
Rimouski CA	2.4 <sup>a</sup>	2.8 <sup>a</sup>	--	--	2.4 <sup>a</sup>	2.8 <sup>a</sup>
Rivière-du-Loup CA	2.5 <sup>a</sup>	2.9 <sup>a</sup>	--	--	2.5 <sup>a</sup>	2.9 <sup>a</sup>
Bas-Saint-Laurent Rural	4.9 <sup>a</sup>	5.9 <sup>a</sup>	**	--	4.7 <sup>a</sup>	5.9 <sup>a</sup>
Capitale-Nationale Rural	6.3 <sup>a</sup>	8.7 <sup>a</sup>	--	**	6.3 <sup>a</sup>	9.3 <sup>a</sup>
Centre-du-Québec	14.2 <sup>a</sup>	11.4 <sup>a</sup>	--	--	14.2 <sup>a</sup>	11.4 <sup>a</sup>
Drummondville CA	14.4 <sup>a</sup>	8.1 <sup>a</sup>	--	--	14.4 <sup>a</sup>	8.1 <sup>a</sup>
Victoriaville CA	16.2 <sup>a</sup>	18.7 <sup>a</sup>	--	--	16.2 <sup>a</sup>	18.7 <sup>a</sup>
Centre-du-Québec Rural	10.1 <sup>a</sup>	5.2 <sup>a</sup>	--	--	10.1 <sup>a</sup>	5.2 <sup>a</sup>
Chaudière-Appalaches	7.2 <sup>a</sup>	8.1 <sup>a</sup>	30.2 <sup>a</sup>	**	7.4 <sup>a</sup>	8.0 <sup>a</sup>
Montmagny	++	13.0 <sup>a</sup>	**	**	++	12.3 <sup>a</sup>
Sainte-Marie	**	**	--	--	**	**
Saint-Georges CA	**	--	--	**	**	**
Thetford Mines CA	1.4 <sup>a</sup>	0.7 <sup>a</sup>	--	--	1.4 <sup>a</sup>	0.7 <sup>a</sup>
Chaudière-Appalaches Rural	10.1 <sup>a</sup>	9.7 <sup>a</sup>	**	**	10.5 <sup>a</sup>	9.7 <sup>a</sup>
Côte-Nord	**	**	--	**	**	**
Baie-Comeau CA	**	--	--	**	**	**
Sept-Îles CA	--	**	--	--	--	**
Côte-Nord Rural	**	**	--	--	**	**
Estrie Rural	11.7 <sup>a</sup>	11.8 <sup>a</sup>	**	--	11.6 <sup>a</sup>	11.8 <sup>a</sup>
Gaspésie-Îles-de-la-Madeleine	7.3 <sup>a</sup>	7.4 <sup>a</sup>	--	--	7.3 <sup>a</sup>	7.4 <sup>a</sup>
Gaspé	**	**	--	--	**	**
Îles de la Madeleine	1.4 <sup>a</sup>	2.5 <sup>a</sup>	--	--	1.4 <sup>a</sup>	2.5 <sup>a</sup>
Gaspésie-Îles-de-la-Madeleine Rural	5.7 <sup>a</sup>	4.8 <sup>a</sup>	--	--	5.7 <sup>a</sup>	4.8 <sup>a</sup>
Lanaudière	10.7 <sup>a</sup>	15.6 <sup>a</sup>	--	**	10.7 <sup>a</sup>	16.1 <sup>a</sup>
Joliette CA	3.9 <sup>b</sup>	12.2 <sup>a</sup>	--	--	3.9 <sup>b</sup>	12.2 <sup>a</sup>
Rawdon	**	27.7 <sup>a</sup>	--	**	**	30.6 <sup>a</sup>
Saint-Lin-des-Laurentides	**	**	--	--	**	**
Lanaudière Rural	16.4 <sup>a</sup>	13.0 <sup>a</sup>	--	--	16.4 <sup>a</sup>	13.0 <sup>a</sup>
Laurentides	8.8 <sup>a</sup>	5.3 <sup>a</sup>	**	**	8.7 <sup>a</sup>	5.3 <sup>a</sup>
Lachute CA	**	**	--	--	**	**
Mont-Laurier	10.0 <sup>a</sup>	8.0 <sup>a</sup>	--	**	10.0 <sup>a</sup>	7.9 <sup>a</sup>
Prévost	**	**	--	--	**	**
Sainte-Adèle	**	**	--	--	**	**
Sainte-Sophie	**	**	--	--	**	**
Laurentides Rural	9.3 <sup>a</sup>	6.6 <sup>a</sup>	**	--	9.1 <sup>a</sup>	6.6 <sup>a</sup>

continued

The following letter codes are used to indicate the reliability of the estimates:

a – Excellent, b – Very good, c – Good, d – Fair (Use with Caution)

\*\* Suppressed to protect confidentiality ++ Not statistically reliable -- No units exist in universe for this category

**O1.1.2 Vacancy Rates (%) of Standard Room Spaces  
by Unit Type  
Quebec**

Centre	Private Rooms		Semi-Private Rooms		Total	
	2011	2012	2011	2012	2011	2012
Mauricie	8.3 a	3.6 a	--	**	8.3 a	3.8 a
La Tuque CA	--	**	--	--	--	**
Shawinigan CA	3.7 a	2.7 a	--	**	3.7 a	2.9 a
Mauricie Rural	17.1 a	6.0 a	--	--	17.1 a	6.0 a
Montérégie	10.5 a	13.4 a	18.5 a	**	10.6 a	13.6 a
Cowansville CA	22.9 a	**	--	--	22.9 a	**
Granby CA	5.6 b	9.7 b	--	--	5.6 b	9.7 b
Saint-Hyacinthe CA	13.1 a	15.4 a	**	**	13.1 a	16.1 a
Saint-Jean-sur-Richelieu CA	8.4 a	6.8 a	--	--	8.4 a	6.8 a
Salaberry-de-Valleyfield CA	9.3 a	11.3 a	**	--	9.6 a	11.3 a
Sorel-Tracy CA	8.6 a	17.0 a	--	--	8.6 a	17.0 a
Montérégie Rural	12.7 a	16.7 a	**	**	12.8 a	16.7 a
Nord-du-Québec Rural	--	--	--	--	--	--
Outaouais Rural	16.4 a	9.4 a	--	--	16.4 a	9.4 a
Saguenay-Lac-Saint-Jean	4.2 a	6.5 a	**	**	4.2 a	6.5 a
Alma CA	5.3 a	9.2 a	--	--	5.3 a	9.2 a
Dolbeau-Mistassini CA	1.5 a	4.6 a	**	**	1.5 a	4.4 a
Roberval	**	**	--	--	**	**
Saint-Félicien	**	**	--	--	**	**
Saguenay-Lac-Saint-Jean Rural	6.8 b	9.3 b	--	--	6.8 b	9.3 b
<b>Province of Quebec</b>	<b>9.5 a</b>	<b>9.6 a</b>	<b>18.8 a</b>	<b>11.2 a</b>	<b>9.6 a</b>	<b>9.6 a</b>

The following letter codes are used to indicate the reliability of the estimates:

a – Excellent, b – Very good, c – Good, d – Fair (Use with Caution)

\*\* Suppressed to protect confidentiality ++ Not statistically reliable -- No units exist in universe for this category

### 01.2.1 Vacancy Rates (%) of Standard Apartment Spaces by Rent Range Quebec

Centre	Less Than \$901		\$901 to \$1,200		\$1,201 to \$1,600		\$1,601 or More		Total Where Rents Are Known	
	2011	2012	2011	2012	2011	2012	2011	2012	2011	2012
Gatineau CMA	--	**	**	7.4 a	11.8 a	21.6 a	25.1 a	20.4 a	20.5 a	19.4 a
Gatineau East	--	**	**	**	3.0 a	23.5 a	38.2 a	19.1 a	22.9 a	18.4 a
Gatineau West	--	--	**	**	34.3 a	18.8 a	13.8 a	22.1 a	17.4 a	21.0 a
Surrounding Area	--	--	--	--	--	--	--	--	--	--
Montréal CMA	9.1 a	10.5 a	7.3 a	6.7 a	6.5 a	5.6 a	7.0 a	7.7 a	7.0 a	7.0 a
Island of Montréal	7.4 a	10.8 a	9.5 a	7.5 a	7.3 a	6.0 a	9.8 a	11.0 a	8.5 a	8.6 a
Island Centre	7.6 a	8.3 b	4.2 a	4.7 b	7.8 a	7.6 a	10.3 a	19.2 a	8.6 a	11.8 a
Island West	3.9 a	2.1 b	19.8 a	20.0 a	12.0 a	6.4 a	13.1 a	11.2 a	12.9 a	11.3 a
Island North	8.5 a	13.9 a	7.8 a	4.4 a	5.4 a	8.8 a	13.2 a	**	7.6 a	7.6 a
Island East	3.4 a	4.6 c	2.3 a	0.7 b	4.9 a	3.9 a	1.5 a	3.4 b	3.5 a	3.6 a
Vaudreuil-Soulanges	--	--	**	**	**	**	**	**	**	**
Laval-North Shore	17.7 a	10.3 a	2.7 a	5.9 a	4.6 a	5.5 a	3.5 a	2.5 a	4.7 a	4.8 a
Laval	21.1 a	10.0 a	3.5 a	7.4 a	4.5 a	6.7 a	3.8 a	2.7 a	5.3 a	5.4 a
North Shore	**	**	1.8 a	3.8 a	3.9 a	3.9 a	1.9 a	1.8 a	3.2 a	3.8 a
Saint-Jérôme	**	**	**	**	**	**	**	**	**	**
South Shore	**	7.6 a	7.4 a	4.1 a	7.6 a	5.2 a	4.2 a	7.4 a	6.2 a	5.8 a
South Shore Centre	**	**	8.4 a	4.1 a	2.1 a	3.8 a	4.3 a	9.6 a	4.1 a	6.3 a
South Shore East	--	**	**	7.5 a	13.2 a	7.0 a	4.2 a	4.7 a	9.1 a	6.4 a
South Shore West	**	**	3.9 a	**	4.9 a	1.0 a	**	**	4.3 a	1.0 a
Québec CMA	1.4 a	2.1 a	7.7 a	6.8 a	5.8 a	3.4 a	7.6 a	5.6 a	6.7 a	4.6 a
Centre North	1.5 c	2.2 a	8.3 a	7.4 a	6.1 a	4.6 a	9.1 a	5.2 a	7.5 a	5.0 a
Québec Basse-Ville	**	**	3.7 b	**	4.4 a	2.0 a	**	4.2 a	4.7 a	3.8 a
Québec Haute-Ville	**	**	**	**	4.0 c	5.6 a	11.8 c	5.0 a	7.8 b	4.6 a
Québec des Rivières	**	**	**	13.1 a	11.2 a	5.3 a	11.6 a	5.5 a	11.9 a	6.7 a
Ste-Foy, Sillery, Cap-Rouge, St-Aug.	**	**	8.1 b	8.1 a	3.0 b	4.9 a	6.3 a	5.2 a	4.9 a	4.6 a
Northern Suburbs	**	**	6.8 a	3.8 a	6.1 a	2.8 a	2.3 a	4.0 a	4.9 a	3.3 a
West	--	--	**	--	5.7 a	**	**	**	5.1 a	**
North	**	**	7.8 a	5.2 a	8.7 a	0.6 a	2.2 a	5.3 a	5.9 a	2.9 a
East	--	--	4.6 b	**	3.7 a	4.2 a	2.9 a	3.0 a	3.6 a	3.7 a
Québec South Shore	--	--	6.7 c	**	3.0 b	1.2 a	11.7 a	14.2 a	7.1 a	5.2 a
South Shore West	--	--	**	--	**	**	**	--	**	**
South Shore East	--	--	**	**	3.3 b	1.1 a	11.9 a	14.2 a	7.7 a	5.4 a
Saguenay CMA	**	**	5.4 a	8.5 a	1.7 a	23.4 a	5.9 a	9.2 a	3.8 a	19.3 a
Chicoutimi	**	--	**	**	**	24.9 a	**	**	**	20.1 a
Jonquière	--	**	**	**	2.9 a	21.1 a	5.8 b	8.4 a	4.0 a	20.0 a
La Baie	**	--	--	**	--	--	--	--	**	**
Sherbrooke CMA	**	**	6.2 a	3.6 a	4.5 a	10.6 a	17.8 a	11.8 a	7.2 a	8.5 a
Former City of Sherbrooke	**	**	5.3 a	4.8 a	5.2 a	6.2 a	20.0 a	12.8 a	7.9 a	7.2 a
East	--	**	**	**	**	**	**	**	5.5 a	**
North	**	**	**	**	5.5 a	**	**	**	10.9 a	9.0 a
West	--	--	**	**	**	**	**	--	**	**
Centre	--	**	**	--	**	**	**	**	**	**
Magog	--	--	**	**	**	2.6 a	**	**	**	1.2 a
Surrounding Area	**	--	--	--	2.2 a	31.2 a	**	**	3.7 a	27.6 a

continued

The following letter codes are used to indicate the reliability of the estimates:

a – Excellent, b – Very good, c – Good, d – Fair (Use with Caution)

\*\* Suppressed to protect confidentiality ++ Not statistically reliable -- No units exist in universe for this category

### O1.2.1 Vacancy Rates (%) of Standard Apartment Spaces by Rent Range Quebec

Centre	Less Than \$901		\$901 to \$1,200		\$1,201 to \$1,600		\$1,601 or More		Total Where Rents Are Known	
	2011	2012	2011	2012	2011	2012	2011	2012	2011	2012
Trois-Rivières CMA	**	8.2 a	4.3 a	11.4 a	8.9 a	16.1 a	6.6 a	13.0 a	6.9 a	14.1 a
Trois-Rivières Centre	**	**	5.1 a	6.3 a	9.0 a	16.2 a	6.6 a	13.4 a	7.3 a	13.7 a
Trois-Rivières	**	**	6.2 a	24.0 a	16.8 a	24.2 a	6.9 a	14.9 a	11.4 a	20.8 a
Trois-Rivières-Ouest	--	--	**	**	**	**	**	**	5.4 b	12.5 a
Cap-de-la-Madeleine	**	--	0.0 a	2.6 a	3.5 a	3.7 a	6.6 a	2.7 a	3.2 a	3.2 a
Surrounding Area	--	**	**	**	**	**	--	**	**	17.3 a
Abitibi-Témiscamingue	**	**	--	--	--	**	**	0.0 a	**	0.0 a
Amos CA	**	**	--	--	--	--	--	**	**	**
Rouyn-Noranda CA	--	--	--	--	--	**	--	**	--	**
Val-d'Or CA	--	--	--	--	--	--	--	--	--	--
Abitibi-Témiscamingue Rural	--	--	--	--	--	--	**	**	**	**
Bas-Saint-Laurent	7.4 a	3.1 c	3.1 a	1.7 b	1.3 a	8.1 a	0.0 a	0.0 a	2.4 a	4.3 a
Matane CA	--	--	--	--	--	--	--	--	--	--
Rimouski CA	**	**	**	**	**	**	**	**	**	**
Rivière-du-Loup CA	--	--	**	**	**	1.8 a	**	0.0 a	1.1 a	1.4 a
Bas-Saint-Laurent Rural	**	**	5.9 a	5.6 c	2.6 a	18.2 a	0.0 a	**	4.9 a	11.9 a
Capitale-Nationale Rural	**	**	**	10.5 d	**	2.8 b	**	**	15.9 a	8.8 a
Centre-du-Québec	**	**	5.1 a	8.2 a	5.3 a	2.4 a	14.1 a	12.2 a	7.1 a	5.4 a
Drummondville CA	--	--	8.8 a	13.7 a	3.4 a	1.9 a	**	19.9 a	9.4 a	7.2 a
Victoriaville CA	**	**	**	4.6 b	8.8 a	2.4 a	1.4 a	0.0 a	4.8 a	3.0 a
Centre-du-Québec Rural	**	**	13.9 a	1.6 c	4.4 a	7.2 b	**	**	5.3 a	3.3 b
Chaudière-Appalaches	7.1 a	19.0 a	5.2 a	2.5 a	2.3 a	1.9 a	1.2 a	3.1 a	3.1 a	2.9 a
Montmagny	--	--	**	--	**	**	**	**	**	**
Sainte-Marie	--	--	**	--	**	**	**	**	**	**
Saint-Georges CA	**	**	3.9 a	1.4 a	2.0 a	**	1.2 a	5.4 a	2.0 a	3.0 a
Thetford Mines CA	**	**	1.9 a	**	++	++	**	++	1.5 a	1.2 a
Chaudière-Appalaches Rural	9.1 b	**	7.7 a	5.8 b	5.5 b	12.8 c	5.0 b	12.5 d	6.9 a	9.0 a
Côte-Nord	--	**	**	1.5 a	**	**	**	1.4 a	**	1.6 a
Baie-Comeau CA	--	**	--	**	**	**	**	**	**	**
Sept-Îles CA	--	**	**	**	**	**	**	**	**	**
Côte-Nord Rural	--	--	--	--	--	--	--	--	--	--
Estrie Rural	5.3 c	3.8 c	3.1 d	3.1 c	0.8 a	12.5 c	5.9 c	14.9 a	3.3 b	11.0 a
Gaspésie-Îles-de-la-Madeleine	--	--	**	**	**	**	**	**	5.6 a	7.0 b
Gaspé	--	--	--	--	**	**	**	**	**	**
Îles de la Madeleine	--	--	**	--	--	--	--	--	**	--
Gaspésie-Îles-de-la-Madeleine Rural	--	--	**	**	**	**	--	**	**	**
Lanaudière	**	**	8.0 a	5.1 a	9.4 a	8.3 a	4.3 b	3.4 b	7.7 a	6.7 a
Joliette CA	--	**	**	4.5 a	6.6 b	7.4 a	**	**	5.3 a	6.1 a
Rawdon	--	--	--	--	**	**	--	--	**	**
Saint-Lin-des-Laurentides	**	**	**	--	--	--	--	--	**	**
Lanaudière Rural	--	--	15.8 a	**	9.3 b	11.7 c	4.9 b	5.3 b	9.8 a	8.1 a

continued

The following letter codes are used to indicate the reliability of the estimates:

a – Excellent, b – Very good, c – Good, d – Fair (Use with Caution)

\*\* Suppressed to protect confidentiality ++ Not statistically reliable -- No units exist in universe for this category

### O1.2.1 Vacancy Rates (%) of Standard Apartment Spaces by Rent Range Quebec

Centre	Less Than \$901		\$901 to \$1,200		\$1,201 to \$1,600		\$1,601 or More		Total Where Rents Are Known	
	2011	2012	2011	2012	2011	2012	2011	2012	2011	2012
Laurentides	**	--	6.0 a	2.0 a	13.3 a	9.0 a	13.0 a	5.0 a	11.0 a	7.0 a
Lachute CA	--	--	**	**	**	**	--	**	**	**
Mont-Laurier	--	--	**	**	4.8 a	2.9 a	**	**	4.9 a	5.3 a
Prévost	--	--	--	--	--	--	--	--	--	--
Sainte-Adèle	--	--	--	--	--	--	--	--	--	--
Sainte-Sophie	--	--	--	--	--	--	--	--	--	--
Laurentides Rural	**	--	**	**	21.9 a	**	**	**	15.0 a	**
Mauricie	**	**	3.2 a	8.6 b	2.5 b	11.7 a	++	11.7 c	2.8 a	9.0 a
La Tuque CA	**	--	**	**	**	**	--	--	**	**
Shawinigan CA	--	**	0.7 a	**	2.1 b	**	++	**	1.3 a	6.1 b
Mauricie Rural	--	--	**	**	**	28.1 a	--	30.8 a	**	29.2 a
Montréal	12.2 a	**	7.8 a	6.4 a	11.2 a	10.7 a	7.4 a	8.7 a	9.9 a	9.1 a
Cowansville CA	--	--	--	--	**	**	**	**	**	**
Granby CA	**	**	**	**	4.3 c	**	3.3 d	5.4 c	3.6 b	2.6 b
Saint-Hyacinthe CA	--	--	13.9 a	**	21.2 a	**	**	**	17.8 a	18.3 a
Saint-Jean-sur-Richelieu CA	**	**	**	**	**	**	**	**	1.4 a	1.3 a
Salaberry-de-Valleyfield CA	--	--	--	--	**	**	--	**	**	**
Sorel-Tracy CA	--	--	--	--	**	**	**	**	**	**
Montréal Rural	**	**	8.5 b	6.8 a	7.0 b	9.0 a	**	14.6 a	13.3 a	9.6 a
Nord-du-Québec Rural	--	--	**	**	**	**	--	--	**	**
Outaouais Rural	--	**	**	--	--	**	**	**	**	**
Saguenay-Lac-Saint-Jean	**	10.2 d	1.9 a	1.6 a	12.2 a	13.4 a	2.4 a	6.2 a	4.1 a	9.0 a
Alma CA	--	--	1.2 a	**	**	**	**	**	5.5 a	9.5 a
Dolbeau-Mistassini CA	**	**	3.0 a	1.2 a	++	1.6 a	21.1 a	0.0 a	3.3 a	3.0 a
Roberval	--	--	**	**	**	**	**	**	**	**
Saint-Félicien	--	--	**	**	**	**	**	--	**	**
Saguenay-Lac-Saint-Jean Rural	--	**	**	--	**	**	--	--	**	**
Province of Quebec	8.1 a	8.9 a	6.6 a	6.4 a	6.6 a	7.5 a	8.7 a	8.5 a	7.4 a	7.7 a

The following letter codes are used to indicate the reliability of the estimates:

a – Excellent, b – Very good, c – Good, d – Fair (Use with Caution)

\*\* Suppressed to protect confidentiality ++ Not statistically reliable -- No units exist in universe for this category



### O1.2.2 Vacancy Rates (%) of Standard Room Spaces by Rent Range Quebec

Centre	Less Than \$901		\$901 to \$1,200		\$1,201 to \$1,600		\$1,601 or More		Total Where Rents Are Known	
	2011	2012	2011	2012	2011	2012	2011	2012	2011	2012
Gatineau CMA	--	--	3.4 a	**	13.8 a	9.1 a	21.2 a	**	15.3 a	11.0 a
Gatineau East	--	--	3.6 a	**	4.3 a	**	**	**	9.2 a	8.1 a
Gatineau West	--	--	**	--	20.9 a	**	**	**	22.0 a	12.2 a
Surrounding Area	--	--	**	--	**	**	**	--	**	**
Montréal CMA	24.4 a	15.6 a	14.9 a	17.3 a	10.1 a	11.0 a	17.1 a	9.2 a	13.6 a	11.6 a
Island of Montréal	17.5 a	20.6 a	20.3 a	19.5 a	11.1 a	17.8 a	17.2 a	8.3 a	15.6 a	13.9 a
Island Centre	**	**	17.9 a	13.0 c	15.3 a	14.8 a	4.8 a	7.4 a	10.9 a	11.9 a
Island West	--	--	**	--	5.7 a	20.2 a	30.7 a	10.1 a	24.3 a	12.6 a
Island North	**	**	++	45.9 a	13.1 c	**	**	**	16.5 a	13.3 a
Island East	**	**	15.2 a	20.8 d	9.2 a	22.9 a	9.7 a	8.5 b	11.5 a	18.2 a
Vaudreuil-Soulanges	--	--	**	--	18.3 a	**	**	**	28.3 a	22.8 a
Laval-North Shore	44.2 a	6.6 a	10.2 a	15.5 a	9.4 a	8.0 a	20.5 a	8.8 a	12.0 a	9.2 a
Laval	**	**	5.1 c	**	9.6 a	12.0 a	21.7 a	7.2 a	13.5 a	8.8 a
North Shore	**	**	7.7 b	15.6 a	10.4 a	7.1 a	21.2 a	11.6 a	12.4 a	9.3 a
Saint-Jérôme	**	**	14.8 a	17.3 a	4.0 a	8.5 a	++	--	8.6 a	9.8 a
South Shore	--	**	11.3 a	14.1 a	8.8 a	9.5 a	9.3 a	8.5 a	9.3 a	9.8 a
South Shore Centre	--	**	20.0 a	22.0 a	17.8 a	14.1 a	11.1 a	10.4 a	15.0 a	14.0 a
South Shore East	--	**	13.4 a	10.0 a	4.3 a	10.1 a	9.2 a	7.5 a	6.7 a	9.5 a
South Shore West	--	--	**	8.9 b	1.6 a	3.4 a	**	**	2.9 a	4.0 a
Québec CMA	2.5 a	2.9 a	3.8 a	6.1 a	6.4 a	5.7 a	6.7 a	7.9 a	5.7 a	6.6 a
Centre North	**	**	4.2 b	5.0 a	3.5 b	3.5 a	10.3 a	9.7 a	6.7 a	6.2 a
Québec Basse-Ville	**	**	3.7 b	1.3 a	3.3 b	4.3 a	**	**	3.1 a	3.6 a
Québec Haute-Ville	--	--	**	**	**	**	17.5 d	24.0 a	13.6 c	11.1 a
Québec des Rivières	**	--	**	**	**	2.9 a	7.9 a	6.4 a	6.5 a	5.9 a
Ste-Foy, Sillery, Cap-Rouge, St-Aug.	**	**	**	**	**	5.7 a	9.9 a	4.0 a	8.2 a	5.7 a
Northern Suburbs	6.2 c	**	5.5 b	8.8 a	17.2 a	8.4 a	3.2 a	6.7 a	6.9 a	7.6 a
West	--	--	**	**	**	17.2 a	2.2 a	**	1.1 a	15.4 a
North	**	**	**	**	**	6.6 a	6.3 b	4.8 a	8.8 b	5.1 a
East	6.7 c	**	3.8 b	10.6 a	25.3 a	5.5 a	2.8 a	7.6 a	7.6 a	7.0 a
Québec South Shore	4.1 a	**	2.2 a	5.6 a	4.8 a	6.3 a	2.1 b	5.9 a	3.6 a	6.0 a
South Shore West	**	**	3.9 a	8.7 a	11.2 a	3.8 a	3.0 a	2.6 a	5.9 a	4.9 a
South Shore East	**	--	++	2.7 a	3.1 b	7.0 a	1.4 a	9.5 a	2.3 a	6.6 a
Saguenay CMA	**	**	5.5 a	14.8 a	4.2 a	4.4 a	**	0.0 a	5.6 a	9.1 a
Chicoutimi	--	--	**	11.2 a	2.7 a	4.5 a	--	**	1.5 a	7.9 a
Jonquière	**	**	7.5 a	19.4 a	**	**	**	**	8.5 a	12.0 a
La Baie	--	**	**	**	**	2.2 a	**	**	7.4 b	4.1 a
Sherbrooke CMA	**	**	6.4 a	9.9 a	6.1 a	12.5 a	12.8 a	**	6.7 a	11.7 a
Former City of Sherbrooke	**	**	3.5 a	3.9 a	7.8 a	15.4 a	**	**	5.4 a	11.9 a
East	--	**	4.0 a	4.2 a	**	**	**	--	9.6 a	25.5 a
North	--	--	**	**	**	3.0 a	--	**	2.1 a	2.5 a
West	--	--	**	**	**	**	**	--	4.0 a	4.1 a
Centre	**	**	**	**	**	--	--	--	5.1 a	**
Magog	--	--	**	**	**	**	**	--	7.7 a	8.2 a
Surrounding Area	--	--	9.8 a	17.3 a	**	**	--	--	9.4 a	14.9 a

continued

The following letter codes are used to indicate the reliability of the estimates:

a – Excellent, b – Very good, c – Good, d – Fair (Use with Caution)

\*\* Suppressed to protect confidentiality ++ Not statistically reliable -- No units exist in universe for this category

### O1.2.2 Vacancy Rates (%) of Standard Room Spaces by Rent Range Quebec

Centre	Less Than \$901		\$901 to \$1,200		\$1,201 to \$1,600		\$1,601 or More		Total Where Rents Are Known	
	2011	2012	2011	2012	2011	2012	2011	2012	2011	2012
Trois-Rivières CMA	2.2 a	29.3 a	6.8 a	13.1 a	4.9 a	3.4 a	**	3.4 a	5.4 a	9.4 a
Trois-Rivières Centre	2.2 a	**	7.2 b	10.6 a	**	5.0 a	**	3.4 a	4.8 a	7.3 a
Trois-Rivières	**	**	**	20.0 a	**	**	**	**	3.7 a	11.8 a
Trois-Rivières-Ouest	--	--	**	**	**	**	**	2.5 a	5.8 c	6.6 a
Cap-de-la-Madeleine	**	**	5.5 a	1.8 a	--	**	--	--	5.0 a	2.5 a
Surrounding Area	--	**	6.4 a	19.6 a	**	1.4 a	--	**	6.5 a	13.8 a
Abitibi-Témiscamingue	**	**	2.3 a	7.1 a	1.4 a	3.2 a	10.6 a	4.2 a	3.4 a	5.3 a
Amos CA	--	--	**	**	**	**	--	**	**	**
Rouyn-Noranda CA	--	--	**	**	**	**	**	**	**	**
Val-d'Or CA	**	--	2.0 a	**	**	--	**	**	3.5 a	4.0 a
Abitibi-Témiscamingue Rural	**	**	4.2 a	9.5 a	0.0 a	**	**	**	2.2 a	5.6 a
Bas-Saint-Laurent	17.1 a	5.1 c	3.1 a	5.2 a	3.0 a	4.1 a	4.0 a	6.3 b	3.7 a	4.8 a
Matane CA	--	--	--	--	**	**	--	--	**	**
Rimouski CA	**	**	1.4 a	3.0 a	2.7 a	**	**	**	2.4 a	2.8 a
Rivière-du-Loup CA	--	--	1.7 a	**	**	**	**	**	2.5 a	2.9 a
Bas-Saint-Laurent Rural	19.4 a	10.9 d	4.2 a	7.7 a	3.2 a	4.5 b	2.6 a	5.8 c	4.7 a	6.4 a
Capitale-Nationale Rural	**	26.3 a	2.3 a	7.5 b	4.5 a	0.0 a	--	**	6.3 a	10.3 a
Centre-du-Québec	26.0 a	16.7 a	15.2 a	11.1 a	7.1 b	9.7 a	**	**	14.2 a	11.4 a
Drummondville CA	**	23.6 a	13.6 a	5.8 a	--	3.2 a	--	--	14.4 a	8.1 a
Victoriaville CA	--	**	18.3 a	23.3 a	**	**	**	**	16.2 a	18.7 a
Centre-du-Québec Rural	19.4 a	**	11.0 a	4.2 b	**	**	--	--	10.1 a	5.2 a
Chaudière-Appalaches	21.8 a	14.6 a	9.5 a	10.4 a	2.6 a	3.9 a	1.4 a	6.3 b	7.3 a	8.1 a
Montmagny	**	--	--	**	++	16.7 a	**	**	++	12.3 a
Sainte-Marie	**	--	**	**	--	**	--	--	**	**
Saint-Georges CA	--	--	--	--	**	**	**	--	**	**
Thetford Mines CA	--	**	3.2 a	++	**	++	**	**	1.4 a	0.7 a
Chaudière-Appalaches Rural	24.1 a	13.0 a	11.3 a	12.5 a	4.1 a	3.3 b	6.9 c	13.3 c	10.3 a	9.8 a
Côte-Nord	**	**	**	**	**	--	--	**	**	**
Baie-Comeau CA	**	--	**	**	**	--	--	--	**	**
Sept-Îles CA	--	--	--	--	--	--	--	**	--	**
Côte-Nord Rural	**	**	--	--	--	--	--	--	**	**
Estrie Rural	**	43.3 a	11.9 a	12.8 a	11.0 c	8.5 a	4.3 d	4.9 b	11.6 a	11.8 a
Gaspésie-Îles-de-la-Madeleine	**	**	11.3 a	10.8 a	3.3 a	6.6 a	**	0.0 a	7.3 a	7.5 a
Gaspé	--	--	**	**	**	**	**	**	**	**
Îles de la Madeleine	**	**	2.0 a	**	--	**	--	--	1.4 a	**
Gaspésie-Îles-de-la-Madeleine Rural	**	**	4.3 a	3.4 b	**	9.5 b	**	**	5.7 a	4.8 a
Lanaudière	18.6 d	**	18.6 a	21.9 a	4.5 b	11.8 a	**	**	9.6 a	16.1 a
Joliette CA	--	**	**	**	0.5 b	7.5 a	**	**	3.9 b	12.2 a
Rawdon	--	--	**	**	**	**	--	--	**	30.8 a
Saint-Lin-des-Laurentides	--	--	**	**	--	--	--	--	**	**
Lanaudière Rural	18.6 d	**	15.0 a	19.3 a	8.9 b	6.2 b	**	**	14.1 a	13.0 a

continued

The following letter codes are used to indicate the reliability of the estimates:

a – Excellent, b – Very good, c – Good, d – Fair (Use with Caution)

\*\* Suppressed to protect confidentiality ++ Not statistically reliable -- No units exist in universe for this category

### O1.2.2 Vacancy Rates (%) of Standard Room Spaces by Rent Range Quebec

Centre	Less Than \$901		\$901 to \$1,200		\$1,201 to \$1,600		\$1,601 or More		Total Where Rents Are Known	
	2011	2012	2011	2012	2011	2012	2011	2012	2011	2012
Laurentides	15.0 a	18.4 d	11.9 a	4.8 b	9.1 a	5.5 b	2.9 a	4.2 b	8.7 a	5.3 a
Lachute CA	--	--	--	--	--	--	--	--	--	--
Mont-Laurier	--	--	16.7 a	8.6 a	--	--	--	--	10.0 a	7.9 a
Prévost	--	--	--	--	--	--	--	--	--	--
Sainte-Adèle	--	--	--	--	--	--	--	--	--	--
Sainte-Sophie	--	--	--	--	--	--	--	--	--	--
Laurentides Rural	--	--	12.0 a	4.5 b	8.7 a	8.1 b	3.6 a	5.8 b	9.1 a	6.6 a
Mauricie	29.4 a	4.2 c	9.6 a	4.7 a	2.8 a	2.8 a	++	1.0 a	8.3 a	3.8 a
La Tuque CA	--	--	--	--	--	--	--	--	--	--
Shawinigan CA	--	--	7.4 a	3.8 b	1.8 b	1.8 b	++	1.0 a	3.7 a	2.9 a
Mauricie Rural	29.6 a	--	13.1 a	6.5 a	6.3 a	7.1 a	--	--	17.1 a	6.0 a
Montréal	24.5 a	24.9 d	11.0 a	17.0 a	9.7 a	11.9 a	9.8 a	11.3 a	10.6 a	13.4 a
Cowansville CA	--	--	--	--	--	--	--	--	22.9 a	--
Granby CA	--	--	5.5 b	7.5 b	--	8.7 b	--	++	5.6 b	8.6 b
Saint-Hyacinthe CA	--	--	14.2 a	28.4 a	15.3 a	13.5 a	2.3 a	26.9 a	13.1 a	16.1 a
Saint-Jean-sur-Richelieu CA	--	--	8.2 a	26.4 a	--	3.4 b	--	--	8.4 a	6.8 a
Salaberry-de-Valleyfield CA	--	--	--	--	--	7.8 a	9.6 a	14.9 a	9.6 a	11.3 a
Sorel-Tracy CA	--	--	--	--	10.5 a	17.8 a	--	--	8.6 a	17.0 a
Montréal Rural	26.1 a	--	19.6 a	16.3 a	7.3 a	16.4 a	--	16.3 a	12.8 a	16.7 a
Nord-du-Québec Rural	--	--	--	--	--	--	--	--	--	--
Outaouais Rural	--	--	16.3 a	9.3 a	--	--	--	--	16.4 a	9.4 a
Saguenay-Lac-Saint-Jean	4.6 d	29.5 a	3.4 b	5.9 b	4.6 a	5.6 a	12.5 a	1.1 a	4.2 a	6.4 a
Alma CA	--	--	1.4 a	--	5.8 a	5.2 a	12.9 a	--	5.3 a	9.2 a
Dolbeau-Mistassini CA	--	--	1.3 a	--	--	--	--	--	1.5 a	4.4 a
Roberval	--	--	--	--	--	--	--	--	--	--
Saint-Félicien	--	--	--	--	--	--	--	--	--	--
Saguenay-Lac-Saint-Jean Rural	--	--	6.9 b	10.5 d	--	--	--	--	6.8 b	9.6 c
<b>Province of Quebec</b>	<b>17.8 a</b>	<b>16.1 a</b>	<b>9.4 a</b>	<b>11.0 a</b>	<b>7.6 a</b>	<b>8.6 a</b>	<b>12.0 a</b>	<b>8.0 a</b>	<b>9.6 a</b>	<b>9.7 a</b>

The following letter codes are used to indicate the reliability of the estimates:

a – Excellent, b – Very good, c – Good, d – Fair (Use with Caution)

-- Suppressed to protect confidentiality ++ Not statistically reliable -- No units exist in universe for this category

### O1.4.1 Vacancy Rates (%) of Standard Apartment Spaces by Structure Size and Unit Type Quebec

Centre	Bachelor		One-Bedroom		Two-Bedroom		Total	
	2011	2012	2011	2012	2011	2012	2011	2012
Gatineau CMA	23.4 <sup>a</sup>	23.8 <sup>a</sup>	11.4 <sup>a</sup>	19.6 <sup>a</sup>	38.5 <sup>a</sup>	14.4 <sup>a</sup>	20.5 <sup>a</sup>	19.4 <sup>a</sup>
10 - 49	--	--	**	**	--	--	**	**
50 - 89	--	--	--	**	--	**	--	**
90 and more	23.4 <sup>a</sup>	23.8 <sup>a</sup>	11.3 <sup>a</sup>	20.3 <sup>a</sup>	38.5 <sup>a</sup>	14.7 <sup>a</sup>	20.4 <sup>a</sup>	19.9 <sup>a</sup>
Montréal CMA	11.2 <sup>a</sup>	11.7 <sup>a</sup>	5.9 <sup>a</sup>	5.9 <sup>a</sup>	5.0 <sup>a</sup>	4.5 <sup>a</sup>	7.0 <sup>a</sup>	6.9 <sup>a</sup>
10 - 49	17.9 <sup>a</sup>	5.1 <sup>a</sup>	10.4 <sup>a</sup>	9.1 <sup>a</sup>	**	15.1 <sup>a</sup>	12.1 <sup>a</sup>	9.3 <sup>a</sup>
50 - 89	7.7 <sup>a</sup>	9.9 <sup>b</sup>	3.0 <sup>a</sup>	3.8 <sup>a</sup>	3.2 <sup>a</sup>	2.5 <sup>a</sup>	3.9 <sup>a</sup>	4.8 <sup>a</sup>
90 and more	11.1 <sup>a</sup>	11.8 <sup>a</sup>	5.9 <sup>a</sup>	5.9 <sup>a</sup>	5.1 <sup>a</sup>	4.4 <sup>a</sup>	7.1 <sup>a</sup>	7.0 <sup>a</sup>
Island of Montréal	12.0 <sup>a</sup>	13.1 <sup>a</sup>	7.4 <sup>a</sup>	7.2 <sup>a</sup>	6.9 <sup>a</sup>	5.6 <sup>a</sup>	8.5 <sup>a</sup>	8.4 <sup>a</sup>
10 - 49	**	--	**	**	--	**	**	**
50 - 89	11.1 <sup>a</sup>	**	2.6 <sup>a</sup>	2.5 <sup>c</sup>	**	**	4.2 <sup>a</sup>	5.3 <sup>c</sup>
90 and more	12.1 <sup>a</sup>	13.1 <sup>a</sup>	7.4 <sup>a</sup>	7.3 <sup>a</sup>	7.0 <sup>a</sup>	5.6 <sup>a</sup>	8.6 <sup>a</sup>	8.5 <sup>a</sup>
Vaudreuil-Soulanges	**	**	**	**	**	**	**	**
10 - 49	--	--	--	--	--	--	--	--
50 - 89	--	--	--	--	--	--	--	--
90 and more	**	**	**	**	**	**	**	**
Laval-North Shore	8.6 <sup>a</sup>	9.5 <sup>a</sup>	4.2 <sup>a</sup>	4.7 <sup>a</sup>	2.9 <sup>a</sup>	2.6 <sup>a</sup>	4.7 <sup>a</sup>	4.8 <sup>a</sup>
10 - 49	**	**	6.1 <sup>b</sup>	4.4 <sup>a</sup>	**	**	5.0 <sup>b</sup>	3.9 <sup>a</sup>
50 - 89	4.2 <sup>c</sup>	11.9 <sup>a</sup>	1.7 <sup>a</sup>	1.3 <sup>a</sup>	2.0 <sup>a</sup>	1.2 <sup>a</sup>	2.2 <sup>a</sup>	3.1 <sup>a</sup>
90 and more	8.9 <sup>a</sup>	9.5 <sup>a</sup>	4.3 <sup>a</sup>	4.9 <sup>a</sup>	2.9 <sup>a</sup>	2.7 <sup>a</sup>	4.8 <sup>a</sup>	4.9 <sup>a</sup>
South Shore	11.7 <sup>a</sup>	10.1 <sup>a</sup>	3.1 <sup>a</sup>	3.2 <sup>a</sup>	4.6 <sup>a</sup>	5.8 <sup>a</sup>	6.2 <sup>a</sup>	5.8 <sup>a</sup>
10 - 49	**	**	**	**	--	**	19.4 <sup>a</sup>	**
50 - 89	**	**	**	10.4 <sup>a</sup>	**	**	**	8.0 <sup>a</sup>
90 and more	11.0 <sup>a</sup>	10.3 <sup>a</sup>	2.9 <sup>a</sup>	2.4 <sup>a</sup>	4.4 <sup>a</sup>	5.4 <sup>a</sup>	5.8 <sup>a</sup>	5.5 <sup>a</sup>
Québec CMA	6.4 <sup>a</sup>	5.7 <sup>a</sup>	5.6 <sup>a</sup>	4.0 <sup>a</sup>	8.4 <sup>a</sup>	5.5 <sup>a</sup>	6.4 <sup>a</sup>	4.6 <sup>a</sup>
10 - 49	9.6 <sup>b</sup>	**	3.2 <sup>a</sup>	0.0 <sup>a</sup>	**	**	6.8 <sup>a</sup>	0.9 <sup>a</sup>
50 - 89	2.0 <sup>a</sup>	2.5 <sup>a</sup>	4.9 <sup>a</sup>	2.8 <sup>a</sup>	6.7 <sup>a</sup>	3.0 <sup>a</sup>	4.7 <sup>a</sup>	2.8 <sup>a</sup>
90 and more	7.3 <sup>a</sup>	6.3 <sup>a</sup>	5.9 <sup>a</sup>	4.4 <sup>a</sup>	9.2 <sup>a</sup>	6.3 <sup>a</sup>	6.8 <sup>a</sup>	5.1 <sup>a</sup>
Saguenay CMA	2.6 <sup>a</sup>	19.6 <sup>a</sup>	5.5 <sup>a</sup>	21.4 <sup>a</sup>	++	10.6 <sup>a</sup>	3.8 <sup>a</sup>	19.3 <sup>a</sup>
10 - 49	**	**	**	**	**	**	6.1 <sup>c</sup>	**
50 - 89	**	**	**	**	**	**	**	3.7 <sup>a</sup>
90 and more	**	29.6 <sup>a</sup>	5.4 <sup>a</sup>	22.6 <sup>a</sup>	++	10.5 <sup>a</sup>	3.7 <sup>a</sup>	21.7 <sup>a</sup>
Sherbrooke CMA	5.2 <sup>a</sup>	14.2 <sup>a</sup>	8.8 <sup>a</sup>	7.5 <sup>a</sup>	5.9 <sup>a</sup>	4.4 <sup>a</sup>	7.2 <sup>a</sup>	8.5 <sup>a</sup>
10 - 49	**	**	**	**	--	--	**	**
50 - 89	0.0 <sup>a</sup>	**	0.0 <sup>a</sup>	1.0 <sup>a</sup>	**	**	2.7 <sup>a</sup>	2.5 <sup>a</sup>
90 and more	5.6 <sup>a</sup>	14.9 <sup>a</sup>	9.6 <sup>a</sup>	8.2 <sup>a</sup>	6.2 <sup>a</sup>	4.6 <sup>a</sup>	8.0 <sup>a</sup>	9.4 <sup>a</sup>
Trois-Rivières CMA	6.0 <sup>a</sup>	12.6 <sup>a</sup>	7.4 <sup>a</sup>	13.9 <sup>a</sup>	8.4 <sup>a</sup>	20.0 <sup>a</sup>	6.9 <sup>a</sup>	14.2 <sup>a</sup>
10 - 49	5.7 <sup>c</sup>	**	++	1.7 <sup>a</sup>	**	--	3.3 <sup>c</sup>	1.2 <sup>a</sup>
50 - 89	3.1 <sup>a</sup>	9.7 <sup>a</sup>	5.6 <sup>a</sup>	7.9 <sup>a</sup>	2.5 <sup>a</sup>	0.0 <sup>a</sup>	4.2 <sup>a</sup>	7.6 <sup>a</sup>
90 and more	6.9 <sup>a</sup>	13.6 <sup>a</sup>	8.5 <sup>a</sup>	16.1 <sup>a</sup>	9.0 <sup>a</sup>	22.9 <sup>a</sup>	7.9 <sup>a</sup>	16.1 <sup>a</sup>
Abitibi-Témiscamingue	--	**	**	0.0 <sup>a</sup>	**	**	**	0.0 <sup>a</sup>
10 - 49	--	--	--	--	--	--	--	--
50 - 89	--	--	**	**	--	--	**	**
90 and more	--	**	**	0.0 <sup>a</sup>	**	**	**	0.0 <sup>a</sup>
Bas-Saint-Laurent	4.7 <sup>a</sup>	2.1 <sup>a</sup>	2.2 <sup>a</sup>	5.3 <sup>a</sup>	0.0 <sup>a</sup>	0.0 <sup>a</sup>	2.4 <sup>a</sup>	4.1 <sup>a</sup>
10 - 49	12.1 <sup>a</sup>	6.0 <sup>a</sup>	1.0 <sup>a</sup>	2.1 <sup>a</sup>	**	**	3.5 <sup>a</sup>	3.1 <sup>a</sup>
50 - 89	0.0 <sup>a</sup>	0.0 <sup>a</sup>	1.5 <sup>a</sup>	1.0 <sup>a</sup>	**	**	0.9 <sup>a</sup>	0.5 <sup>a</sup>
90 and more	**	**	**	7.9 <sup>a</sup>	**	0.0 <sup>a</sup>	**	6.1 <sup>a</sup>

continued

The following letter codes are used to indicate the reliability of the estimates:

a – Excellent, b – Very good, c – Good, d – Fair (Use with Caution)

\*\* Suppressed to protect confidentiality ++ Not statistically reliable -- No units exist in universe for this category

### O1.4.1 Vacancy Rates (%) of Standard Apartment Spaces by Structure Size and Unit Type Quebec

Centre	Bachelor		One-Bedroom		Two-Bedroom		Total	
	2011	2012	2011	2012	2011	2012	2011	2012
Capitale-Nationale Rural	**	0.0 a	4.1 a	2.2 a	**	23.4 a	15.9 a	8.8 a
10 - 49	**	**	7.1 a	**	**	**	3.4 a	5.8 a
50 - 89	--	--	--	--	--	--	--	--
90 and more	--	**	**	**	**	**	**	**
Centre-du-Québec	7.1 a	7.6 a	3.8 a	3.3 a	13.5 a	9.4 a	7.1 a	5.9 a
10 - 49	**	12.3 a	2.1 a	5.2 a	**	5.4 a	12.0 a	8.2 a
50 - 89	**	**	**	**	**	--	**	7.4 a
90 and more	5.8 a	5.6 a	4.2 a	3.1 a	16.2 a	10.0 a	7.3 a	5.4 a
Chaudière-Appalaches	4.2 a	3.0 a	2.3 a	2.5 a	3.6 a	3.3 a	3.1 a	2.8 a
10 - 49	10.1 a	10.2 a	4.9 a	3.6 b	7.1 a	**	7.4 a	5.7 a
50 - 89	5.4 a	3.7 b	3.8 a	4.6 a	18.8 d	**	4.9 a	4.6 a
90 and more	++	1.2 a	0.4 a	1.8 a	1.3 a	3.0 a	0.4 a	1.8 a
Côte-Nord	--	**	**	1.4 a	**	1.4 a	**	1.6 a
10 - 49	--	--	**	**	**	**	**	**
50 - 89	--	--	**	**	**	**	**	**
90 and more	--	**	**	**	**	**	**	**
Estrie Rural	++	15.4 d	1.3 a	11.2 a	7.8 c	7.7 b	3.3 b	11.0 a
10 - 49	++	14.3 c	3.5 d	6.3 b	3.2 d	++	4.3 c	6.0 b
50 - 89	**	**	**	**	**	**	11.1 d	**
90 and more	--	--	**	14.4 a	**	**	**	14.4 a
Gaspésie-Îles-de-la-Madeleine	**	**	6.4 a	6.7 a	--	--	5.6 a	6.3 a
10 - 49	**	--	**	**	--	--	**	**
50 - 89	--	**	**	**	--	--	**	**
90 and more	--	--	**	**	--	--	**	**
Lanaudière	14.8 a	3.3 a	7.0 a	8.1 a	2.9 a	5.1 a	7.7 a	6.7 a
10 - 49	**	**	1.2 a	4.2 c	**	**	3.9 a	5.5 b
50 - 89	10.3 a	16.8 d	7.5 a	8.2 a	1.8 a	3.8 b	7.0 a	7.7 a
90 and more	19.8 a	**	7.6 a	8.3 a	2.6 b	4.9 a	8.7 a	6.3 a
Laurentides	0.0 a	++	14.6 a	8.9 a	9.0 a	4.9 a	11.0 a	7.0 a
10 - 49	**	**	**	**	--	--	0.0 a	**
50 - 89	**	**	**	**	--	--	**	**
90 and more	0.0 a	++	15.3 a	9.4 a	9.0 a	4.9 a	13.1 a	7.9 a
Mauricie	6.1 a	8.9 b	1.8 b	10.0 a	++	2.0 a	2.8 a	9.0 a
10 - 49	--	--	**	**	**	**	**	**
50 - 89	**	**	**	14.1 a	**	**	**	13.5 a
90 and more	**	**	**	7.7 a	**	**	2.7 a	7.0 a
Montréal	15.0 a	12.1 a	7.4 a	7.3 a	8.1 a	9.8 a	9.9 a	9.1 a
10 - 49	7.2 c	22.6 a	12.0 c	5.1 a	**	20.7 d	12.6 c	11.2 a
50 - 89	21.5 a	7.7 a	16.9 a	8.4 b	**	**	18.5 a	7.6 a
90 and more	13.6 a	12.5 a	5.2 a	7.3 a	7.7 a	9.8 a	8.2 a	9.2 a
Nord-du-Québec Rural	**	**	**	**	--	--	**	**
10 - 49	--	--	**	**	--	--	**	**
50 - 89	**	**	**	**	--	--	**	**
90 and more	--	--	--	--	--	--	--	--
Outaouais Rural	**	**	**	**	**	**	**	**
10 - 49	--	--	--	--	--	--	--	continued-
50 - 89	**	**	**	**	**	**	**	**
90 and more	--	--	--	--	--	--	--	--

The following letter codes are used to indicate the reliability of the estimates:

a – Excellent, b – Very good, c – Good, d – Fair (Use with Caution)

\*\* Suppressed to protect confidentiality ++ Not statistically reliable -- No units exist in universe for this category

**O1.4.1 Vacancy Rates (%) of Standard Apartment Spaces  
by Structure Size and Unit Type  
Quebec**

Centre	Bachelor		One-Bedroom		Two-Bedroom		Total	
	2011	2012	2011	2012	2011	2012	2011	2012
Saguenay–Lac-Saint-Jean	2.3 <sup>a</sup>	2.1 <sup>a</sup>	7.3 <sup>a</sup>	10.9 <sup>a</sup>	++	16.7 <sup>a</sup>	4.1 <sup>a</sup>	9.0 <sup>a</sup>
10 - 49	4.7 <sup>c</sup>	2.0 <sup>a</sup>	3.0 <sup>c</sup>	5.1 <sup>c</sup>	**	**	3.7 <sup>c</sup>	3.8 <sup>c</sup>
50 - 89	**	**	**	**	**	**	6.7 <sup>a</sup>	8.1 <sup>a</sup>
90 and more	2.3 <sup>a</sup>	**	4.5 <sup>a</sup>	12.3 <sup>a</sup>	**	21.4 <sup>a</sup>	3.0 <sup>a</sup>	11.1 <sup>a</sup>
<b>Province of Quebec</b>	<b>9.7<sup>a</sup></b>	<b>10.9<sup>a</sup></b>	<b>6.1<sup>a</sup></b>	<b>7.0<sup>a</sup></b>	<b>7.6<sup>a</sup></b>	<b>6.1<sup>a</sup></b>	<b>7.3<sup>a</sup></b>	<b>7.7<sup>a</sup></b>
10 - 49	9.9 <sup>a</sup>	8.2 <sup>a</sup>	5.0 <sup>a</sup>	5.1 <sup>a</sup>	6.9 <sup>b</sup>	7.9 <sup>a</sup>	7.0 <sup>a</sup>	6.2 <sup>a</sup>
50 - 89	5.8 <sup>a</sup>	6.6 <sup>a</sup>	5.7 <sup>a</sup>	5.4 <sup>a</sup>	5.4 <sup>a</sup>	3.3 <sup>a</sup>	5.7 <sup>a</sup>	5.3 <sup>a</sup>
90 and more	10.1 <sup>a</sup>	11.4 <sup>a</sup>	6.2 <sup>a</sup>	7.2 <sup>a</sup>	7.8 <sup>a</sup>	6.3 <sup>a</sup>	7.5 <sup>a</sup>	8.0 <sup>a</sup>

The following letter codes are used to indicate the reliability of the estimates:

a – Excellent, b – Very good, c – Good, d – Fair (Use with Caution)

\*\* Suppressed to protect confidentiality ++ Not statistically reliable -- No units exist in universe for this category

### O1.4.2 Vacancy Rates (%) of Standard Room Spaces by Structure Size and Unit Type Quebec

Centre	Private Room-and-Board		Semi-Private Room-and-Board		Total	
	2011	2012	2011	2012	2011	2012
Gatineau CMA	15.3 <sup>a</sup>	11.0 <sup>a</sup>	--	--	15.3 <sup>a</sup>	11.0 <sup>a</sup>
10 - 49	5.1 <sup>a</sup>	8.8 <sup>a</sup>	--	--	5.1 <sup>a</sup>	8.8 <sup>a</sup>
50 - 89	**	**	--	--	**	**
90 and more	17.2 <sup>a</sup>	10.8 <sup>a</sup>	--	--	17.2 <sup>a</sup>	10.8 <sup>a</sup>
Montréal CMA	13.2 <sup>a</sup>	11.2 <sup>a</sup>	33.2 <sup>a</sup>	11.4 <sup>a</sup>	13.5 <sup>a</sup>	11.2 <sup>a</sup>
10 - 49	16.8 <sup>a</sup>	15.0 <sup>a</sup>	21.5 <sup>d</sup>	9.8 <sup>c</sup>	16.9 <sup>a</sup>	14.9 <sup>a</sup>
50 - 89	7.9 <sup>a</sup>	10.0 <sup>a</sup>	**	**	7.9 <sup>a</sup>	10.6 <sup>a</sup>
90 and more	13.7 <sup>a</sup>	9.8 <sup>a</sup>	41.2 <sup>a</sup>	7.4 <sup>a</sup>	14.1 <sup>a</sup>	9.7 <sup>a</sup>
Island of Montréal	15.1 <sup>a</sup>	13.2 <sup>a</sup>	34.3 <sup>a</sup>	8.5 <sup>b</sup>	15.3 <sup>a</sup>	13.0 <sup>a</sup>
10 - 49	19.6 <sup>a</sup>	19.2 <sup>a</sup>	**	15.0 <sup>d</sup>	19.7 <sup>a</sup>	19.1 <sup>a</sup>
50 - 89	5.1 <sup>a</sup>	8.8 <sup>a</sup>	--	--	5.1 <sup>a</sup>	8.8 <sup>a</sup>
90 and more	16.2 <sup>a</sup>	12.5 <sup>a</sup>	**	**	16.4 <sup>a</sup>	12.3 <sup>a</sup>
Vaudreuil-Soulanges	28.3 <sup>a</sup>	22.8 <sup>a</sup>	--	--	28.3 <sup>a</sup>	22.8 <sup>a</sup>
10 - 49	22.9 <sup>a</sup>	**	--	--	22.9 <sup>a</sup>	**
50 - 89	**	**	--	--	**	**
90 and more	**	**	--	--	**	**
Laval-North Shore	12.0 <sup>a</sup>	9.1 <sup>a</sup>	**	**	12.0 <sup>a</sup>	9.1 <sup>a</sup>
10 - 49	14.1 <sup>a</sup>	13.0 <sup>a</sup>	**	**	14.2 <sup>a</sup>	12.8 <sup>a</sup>
50 - 89	6.0 <sup>a</sup>	11.9 <sup>a</sup>	**	**	6.0 <sup>a</sup>	13.6 <sup>a</sup>
90 and more	13.6 <sup>a</sup>	5.5 <sup>a</sup>	--	**	13.6 <sup>a</sup>	5.4 <sup>a</sup>
South Shore	8.7 <sup>a</sup>	9.5 <sup>a</sup>	**	**	9.3 <sup>a</sup>	9.8 <sup>a</sup>
10 - 49	15.9 <sup>a</sup>	13.6 <sup>a</sup>	--	--	15.9 <sup>a</sup>	13.6 <sup>a</sup>
50 - 89	6.0 <sup>a</sup>	5.3 <sup>a</sup>	--	--	6.0 <sup>a</sup>	5.3 <sup>a</sup>
90 and more	6.4 <sup>a</sup>	9.6 <sup>a</sup>	**	**	7.8 <sup>a</sup>	10.2 <sup>a</sup>
Québec CMA	5.5 <sup>a</sup>	6.6 <sup>a</sup>	33.4 <sup>a</sup>	**	5.7 <sup>a</sup>	6.6 <sup>a</sup>
10 - 49	6.8 <sup>a</sup>	10.5 <sup>a</sup>	33.4 <sup>a</sup>	**	7.2 <sup>a</sup>	10.4 <sup>a</sup>
50 - 89	4.4 <sup>a</sup>	4.3 <sup>a</sup>	--	--	4.4 <sup>a</sup>	4.3 <sup>a</sup>
90 and more	4.5 <sup>a</sup>	4.6 <sup>a</sup>	--	--	4.5 <sup>a</sup>	4.6 <sup>a</sup>
Saguenay CMA	5.6 <sup>a</sup>	9.1 <sup>a</sup>	--	--	5.6 <sup>a</sup>	9.1 <sup>a</sup>
10 - 49	10.5 <sup>a</sup>	10.0 <sup>a</sup>	--	--	10.5 <sup>a</sup>	10.0 <sup>a</sup>
50 - 89	3.6 <sup>b</sup>	5.3 <sup>a</sup>	--	--	3.6 <sup>b</sup>	5.3 <sup>a</sup>
90 and more	**	**	--	--	**	**
Sherbrooke CMA	6.7 <sup>a</sup>	11.7 <sup>a</sup>	--	--	6.7 <sup>a</sup>	11.7 <sup>a</sup>
10 - 49	2.9 <sup>a</sup>	7.2 <sup>a</sup>	--	--	2.9 <sup>a</sup>	7.2 <sup>a</sup>
50 - 89	7.6 <sup>a</sup>	6.7 <sup>a</sup>	--	--	7.6 <sup>a</sup>	6.7 <sup>a</sup>
90 and more	7.9 <sup>a</sup>	17.6 <sup>a</sup>	--	--	7.9 <sup>a</sup>	17.6 <sup>a</sup>
Trois-Rivières CMA	5.6 <sup>a</sup>	9.5 <sup>a</sup>	**	**	5.4 <sup>a</sup>	9.4 <sup>a</sup>
10 - 49	6.5 <sup>a</sup>	8.0 <sup>a</sup>	--	--	6.5 <sup>a</sup>	8.0 <sup>a</sup>
50 - 89	5.8 <sup>b</sup>	16.0 <sup>a</sup>	--	--	5.8 <sup>b</sup>	16.0 <sup>a</sup>
90 and more	**	**	**	**	**	**
Abitibi-Témiscamingue	3.3 <sup>a</sup>	5.4 <sup>a</sup>	**	**	3.4 <sup>a</sup>	5.3 <sup>a</sup>
10 - 49	1.5 <sup>a</sup>	1.6 <sup>a</sup>	**	**	1.8 <sup>a</sup>	1.5 <sup>a</sup>
50 - 89	1.5 <sup>a</sup>	12.5 <sup>a</sup>	--	--	1.5 <sup>a</sup>	12.5 <sup>a</sup>
90 and more	4.9 <sup>a</sup>	4.7 <sup>a</sup>	--	--	4.9 <sup>a</sup>	4.7 <sup>a</sup>
Bas-Saint-Laurent	3.7 <sup>a</sup>	4.6 <sup>a</sup>	**	--	3.7 <sup>a</sup>	4.6 <sup>a</sup>
10 - 49	6.4 <sup>a</sup>	6.3 <sup>a</sup>	**	--	6.5 <sup>a</sup>	6.3 <sup>a</sup>
50 - 89	3.6 <sup>a</sup>	6.1 <sup>a</sup>	**	--	3.3 <sup>a</sup>	6.1 <sup>a</sup>
90 and more	1.3 <sup>a</sup>	1.8 <sup>a</sup>	--	--	1.3 <sup>a</sup>	1.8 <sup>a</sup>

continued

The following letter codes are used to indicate the reliability of the estimates:

a – Excellent, b – Very good, c – Good, d – Fair (Use with Caution)

\*\* Suppressed to protect confidentiality ++ Not statistically reliable -- No units exist in universe for this category

### O1.4.2 Vacancy Rates (%) of Standard Room Spaces by Structure Size and Unit Type Quebec

Centre	Private Room-and-Board		Semi-Private Room-and-Board		Total	
	2011	2012	2011	2012	2011	2012
Capitale-Nationale Rural	6.3 a	8.7 a	--	**	6.3 a	9.3 a
10 - 49	5.6 a	10.9 a	--	**	5.6 a	11.6 a
50 - 89	--	**	--	--	--	**
90 and more	**	**	--	--	**	**
Centre-du-Québec	14.2 a	11.4 a	--	--	14.2 a	11.4 a
10 - 49	22.6 a	18.3 a	--	--	22.6 a	18.3 a
50 - 89	9.2 a	6.6 a	--	--	9.2 a	6.6 a
90 and more	14.4 a	11.9 a	--	--	14.4 a	11.9 a
Chaudière-Appalaches	7.2 a	8.1 a	30.2 a	**	7.4 a	8.0 a
10 - 49	11.4 a	11.0 a	**	**	11.8 a	11.0 a
50 - 89	2.2 a	5.2 a	--	--	2.2 a	5.2 a
90 and more	**	**	**	**	**	**
Côte-Nord	**	**	--	**	**	**
10 - 49	**	**	--	--	**	**
50 - 89	**	--	--	**	**	**
90 and more	--	**	--	--	--	**
Estrie Rural	11.7 a	11.8 a	**	--	11.6 a	11.8 a
10 - 49	18.4 a	19.5 a	**	--	18.2 a	19.5 a
50 - 89	7.2 b	2.6 a	--	--	7.2 b	2.6 a
90 and more	**	9.0 a	--	--	**	9.0 a
Gaspésie-Îles-de-la-Madeleine	7.3 a	7.4 a	--	--	7.3 a	7.4 a
10 - 49	6.2 a	3.5 a	--	--	6.2 a	3.5 a
50 - 89	7.3 a	9.1 a	--	--	7.3 a	9.1 a
90 and more	**	**	--	--	**	**
Lanaudière	10.7 a	15.6 a	--	**	10.7 a	16.1 a
10 - 49	19.4 a	18.8 a	--	**	19.4 a	20.0 a
50 - 89	**	9.8 a	--	--	**	9.8 a
90 and more	4.5 b	14.8 a	--	--	4.5 b	14.8 a
Laurentides	8.8 a	5.3 a	**	**	8.7 a	5.3 a
10 - 49	12.4 a	9.2 a	**	**	12.0 a	9.2 a
50 - 89	6.2 a	1.8 a	--	--	6.2 a	1.8 a
90 and more	**	**	--	--	**	**
Mauricie	8.3 a	3.6 a	--	**	8.3 a	3.8 a
10 - 49	6.6 a	4.7 a	--	**	6.6 a	5.1 a
50 - 89	18.9 a	5.9 a	--	--	18.9 a	5.9 a
90 and more	5.2 a	2.0 a	--	--	5.2 a	2.0 a
Montréal	10.5 a	13.4 a	18.5 a	**	10.6 a	13.6 a
10 - 49	12.4 a	19.1 a	**	**	12.7 a	19.5 a
50 - 89	11.6 a	14.5 a	**	**	11.6 a	14.5 a
90 and more	8.4 a	8.9 a	--	--	8.4 a	8.9 a
Nord-du-Québec Rural	--	--	--	--	--	--
10 - 49	--	--	--	--	--	--
50 - 89	--	--	--	--	--	--
90 and more	--	--	--	--	--	--

continued

The following letter codes are used to indicate the reliability of the estimates:

a – Excellent, b – Very good, c – Good, d – Fair (Use with Caution)

\*\* Suppressed to protect confidentiality ++ Not statistically reliable -- No units exist in universe for this category



**O1.4.2 Vacancy Rates (%) of Standard Room Spaces  
by Structure Size and Unit Type  
Quebec**

Centre	Private Room-and-Board		Semi-Private Room-and-Board		Total	
	2011	2012	2011	2012	2011	2012
Outaouais Rural	16.4 a	9.4 a	--	--	16.4 a	9.4 a
10 - 49	4.8 a	3.7 a	--	--	4.8 a	3.7 a
50 - 89	**	**	--	--	**	**
90 and more	--	--	--	--	--	--
Saguenay-Lac-Saint-Jean	4.2 a	6.5 a	**	**	4.2 a	6.5 a
10 - 49	4.8 b	9.3 b	**	**	4.7 b	9.3 b
50 - 89	3.2 a	9.6 a	--	**	3.2 a	9.2 a
90 and more	**	3.2 a	--	--	**	3.2 a
<b>Province of Quebec</b>	<b>9.5 a</b>	<b>9.6 a</b>	<b>18.8 a</b>	<b>11.2 a</b>	<b>9.6 a</b>	<b>9.6 a</b>
10 - 49	11.1 a	12.0 a	22.3 a	23.7 a	11.2 a	12.1 a
50 - 89	7.4 a	8.2 a	++	10.8 a	7.4 a	8.2 a
90 and more	9.7 a	8.5 a	27.0 a	6.4 a	9.9 a	8.5 a

The following letter codes are used to indicate the reliability of the estimates:

a – Excellent, b – Very good, c – Good, d – Fair (Use with Caution)

\*\* Suppressed to protect confidentiality ++ Not statistically reliable -- No units exist in universe for this category

### O2.3.1 Universe of Standard Apartment Spaces by Rent Range (\$) Quebec

Centre	Less Than \$901		\$901 to \$1,200		\$1,201 to \$1,600		\$1,601 or More		Total Spaces Where Rents are Known	
	% of Total <sup>1</sup>		% of Total <sup>1</sup>		% of Total <sup>1</sup>		% of Total <sup>1</sup>			
	2011	2012	2011	2012	2011	2012	2011	2012	2011	2012
Gatineau CMA	--	**	**	6.0 a	25.7 a	28.3 a	67.1 a	63.0 a	2,310 a	2,281 a
Montréal CMA	9.1 a	10.4 a	16.7 a	22.1 a	41.1 a	35.8 a	33.1 a	31.7 a	31,279 a	30,510 a
Island of Montréal	13.6 a	15.0 a	18.1 a	28.1 a	36.2 a	27.7 a	32.1 a	29.3 a	16,562 a	15,839 a
Island Centre	13.0 a	13.1 a	13.8 a	16.1 a	21.7 a	31.1 a	51.6 a	39.7 a	3,018 a	2,794 a
Island West	7.4 a	6.5 a	13.7 a	19.9 a	34.6 a	22.8 a	44.3 a	50.7 a	4,924 a	4,596 a
Island North	26.4 a	28.6 a	31.3 a	55.3 a	33.8 a	12.3 a	8.4 a	**	5,220 a	5,280 a
Island East	3.5 a	6.2 a	7.8 a	5.1 a	55.1 a	57.1 a	33.5 a	31.6 a	3,400 a	3,168 a
Vaudreuil-Soulanges	--	--	**	**	**	**	**	**	**	**
Laval-North Shore	5.7 a	6.8 a	15.7 a	14.7 a	46.0 a	43.9 a	32.7 a	34.6 a	9,283 a	9,020 a
South Shore	**	3.6 a	14.5 a	18.4 a	46.2 a	44.4 a	37.8 a	33.6 a	5,168 a	5,179 a
Québec CMA	0.6 a	7.2 a	13.4 a	12.2 a	47.0 a	39.5 a	39.0 a	41.1 a	8,478 a	7,964 a
Centre North	0.9 a	10.9 a	14.0 a	16.0 a	44.8 a	28.4 a	40.3 a	44.7 a	4,927 a	5,080 a
Northern Suburbs	**	**	13.3 a	6.5 a	51.3 a	55.7 a	35.1 a	36.7 a	2,617 a	2,025 a
Québec South Shore	--	--	10.5 a	**	46.5 a	66.5 a	43.1 a	30.3 a	934 a	859 a
Saguenay CMA	**	**	15.0 a	22.1 a	42.7 a	53.0 a	38.5 a	20.6 a	1,118 a	1,483 a
Sherbrooke CMA	**	**	19.7 a	23.4 a	52.9 a	45.3 a	17.5 a	24.3 a	2,118 a	2,143 a
Trois-Rivières CMA	**	2.3 a	29.2 a	21.0 a	49.2 a	50.7 a	19.3 a	26.0 a	2,168 a	2,134 a
Abitibi-Témiscamingue	**	**	--	--	--	**	**	71.5 a	**	249 a
Bas-Saint-Laurent	7.6 a	8.1 a	40.0 a	28.7 a	43.7 a	43.5 a	8.7 a	19.7 a	893 a	798 a
Capitale-Nationale Rural	**	**	**	5.6 a	**	21.2 a	**	**	226 a	340 a
Centre-du-Québec	**	**	22.6 a	21.8 a	53.1 a	59.0 a	20.3 a	17.1 a	2,067 a	1,955 a
Chaudière-Appalaches	6.7 a	3.6 a	28.2 a	32.1 a	34.0 a	50.4 a	31.0 a	13.9 a	1,920 a	1,618 a
Côte-Nord	--	**	**	22.4 a	**	**	**	71.7 a	**	304 a
Estrie Rural	22.6 a	11.2 a	19.7 a	20.8 a	37.5 a	8.4 a	20.5 a	59.6 a	371 a	490 a
Gaspésie-Îles-de-la-Madeleine	--	--	**	**	**	**	**	**	89 a	86 a
Lanaudière	**	**	14.8 a	25.5 a	57.5 a	59.0 a	26.5 a	13.2 a	1,625 a	1,633 a
Laurentides	**	--	27.6 a	18.0 a	62.1 a	63.4 a	8.5 a	18.4 a	544 a	544 a
Mauricie	**	**	40.0 a	22.9 a	44.4 a	46.8 a	11.9 a	13.4 a	478 a	528 a
Montréal	9.0 a	**	26.2 a	12.0 a	52.4 a	57.7 a	12.4 a	24.3 a	2,807 a	3,138 a
Nord-du-Québec Rural	--	--	**	**	**	**	--	--	**	**
Outaouais Rural	--	**	**	--	--	**	**	**	**	**
Saguenay-Lac-Saint-Jean	**	11.0 a	50.3 a	27.4 a	20.2 a	49.6 a	19.3 a	12.0 a	862 a	675 a
<b>Province of Quebec</b>	<b>6.7 a</b>	<b>8.0 a</b>	<b>18.5 a</b>	<b>19.9 a</b>	<b>43.1 a</b>	<b>40.5 a</b>	<b>31.6 a</b>	<b>31.7 a</b>	<b>59,636 a</b>	<b>59,049 a</b>

<sup>1</sup> % is based on those spaces where the rents are known.

The following letter codes are used to indicate the reliability of the estimates:

a – Excellent, b – Very good, c – Good, d – Fair (Use with Caution)

\*\* Suppressed to protect confidentiality ++ Not statistically reliable -- No units exist in universe for this category

### O2.3.2 Universe of Standard Room Spaces by Rent Range (\$) Quebec

Centre	Less Than \$901		\$901 to \$1,200		\$1,201 to \$1,600		\$1,601 or More		Total Spaces Where Rents are Known	
	% of Total <sup>1</sup>		% of Total <sup>1</sup>		% of Total <sup>1</sup>		% of Total <sup>1</sup>			
	2011	2012	2011	2012	2011	2012	2011	2012	2011	2012
Gatineau CMA	--	--	12.4 a	**	50.5 a	54.6 a	37.1 a	**	701 a	648 a
Montréal CMA	1.7 a	5.5 a	14.6 a	14.0 a	47.9 a	49.3 a	35.8 a	31.2 a	8,888 a	8,289 a
Island of Montréal	2.9 a	7.9 a	14.5 a	15.8 a	34.3 a	30.4 a	48.3 a	45.9 a	3,951 a	3,505 a
Québec CMA	3.2 a	1.0 a	24.1 a	16.8 a	33.8 a	44.9 a	38.9 a	37.3 a	2,590 a	3,348 a
Saguenay CMA	**	**	48.0 a	45.9 a	38.8 a	34.4 a	**	4.7 a	867 a	854 a
Sherbrooke CMA	**	**	51.4 a	52.2 a	36.6 a	41.5 a	7.3 a	**	1,707 a	1,459 a
Trois-Rivières CMA	13.2 a	8.6 a	59.8 a	38.7 a	14.4 a	33.9 a	**	18.8 a	702 a	949 a
Abitibi-Témiscamingue	**	**	39.2 a	48.7 a	42.3 a	21.9 a	17.3 a	28.4 a	985 a	1,016 a
Bas-Saint-Laurent	3.9 a	6.1 a	51.9 a	45.9 a	35.7 a	43.1 a	8.4 a	5.0 a	2,079 a	1,936 a
Capitale-Nationale Rural	**	20.2 a	67.8 a	66.0 a	20.8 a	12.8 a	--	**	317 a	282 a
Centre-du-Québec	3.3 a	9.2 a	82.5 a	78.0 a	11.4 a	12.1 a	**	**	1,533 a	1,698 a
Chaudière-Appalaches	6.7 a	7.2 a	50.5 a	51.4 a	35.3 a	37.1 a	7.5 a	4.4 a	1,892 a	2,225 a
Côte-Nord	**	**	**	**	**	--	--	**	**	**
Estrie Rural	**	5.4 a	61.5 a	42.6 a	29.2 a	41.1 a	6.2 a	11.0 a	1,252 a	1,158 a
Gaspésie-Îles-de-la-Madeleine	**	**	43.8 a	44.5 a	47.9 a	33.1 a	**	17.5 a	507 a	456 a
Lanaudière	5.9 a	**	32.1 a	43.3 a	44.2 a	49.9 a	**	**	995 a	961 a
Laurentides	3.9 a	2.8 a	30.2 a	24.4 a	42.6 a	40.7 a	23.3 a	32.2 a	1,033 a	1,001 a
Mauricie	11.3 a	5.6 a	43.1 a	53.8 a	31.3 a	32.8 a	14.3 a	7.9 a	1,416 a	1,350 a
Montréal CMA	2.3 a	2.4 a	37.4 a	25.0 a	43.1 a	54.8 a	17.1 a	17.8 a	4,102 a	4,022 a
Nord-du-Québec Rural	--	--	--	--	--	--	--	--	--	--
Outaouais Rural	--	**	71.2 a	71.3 a	**	**	--	--	146 a	181 a
Saguenay-Lac-Saint-Jean	3.2 a	4.7 a	59.9 a	40.7 a	32.5 a	45.4 a	4.3 a	9.3 a	741 a	939 a
<b>Province of Quebec</b>	<b>3.9 a</b>	<b>5.1 a</b>	<b>36.9 a</b>	<b>33.6 a</b>	<b>38.7 a</b>	<b>42.3 a</b>	<b>20.5 a</b>	<b>19.0 a</b>	<b>32,554 a</b>	<b>32,884 a</b>

<sup>1</sup> % is based on those spaces where the rents are known.

The following letter codes are used to indicate the reliability of the estimates:

a – Excellent, b – Very good, c – Good, d – Fair (Use with Caution)

\*\* Suppressed to protect confidentiality ++ Not statistically reliable -- No units exist in universe for this category

**O2.4.1 Proportion (%) of Standard Apartment Spaces  
Where Meal Plan Mandatory by Unit Type  
Quebec**

Centre	Bachelor		One-Bedroom		Two-Bedroom		Total	
	2011	2012	2011	2012	2011	2012	2011	2012
Gatineau CMA	69.4 a	68.9 a	36.4 a	33.2 a	7.2 a	5.3 a	39.2 a	36.4 a
Montréal CMA	51.0 a	43.4 a	19.8 a	15.3 a	14.5 a	6.7 a	26.7 a	20.4 a
Island of Montréal	47.1 a	39.6 a	20.9 a	20.2 a	17.7 a	9.1 a	27.4 a	23.6 a
Vaudreuil-Soulanges	**	**	**	**	**	**	**	**
Laval/North Shore	34.5 a	33.0 a	10.7 a	6.8 a	5.3 a	3.9 a	13.7 a	10.3 a
South Shore	76.0 a	60.2 a	32.6 a	13.1 a	29.1 a	7.5 a	46.3 a	27.0 a
Québec CMA	60.6 a	46.5 a	41.4 a	27.0 a	23.4 a	8.1 a	42.8 a	26.5 a
Saguenay CMA	50.5 a	39.7 a	9.8 a	15.9 a	8.4 a	17.6 a	22.5 a	21.8 a
Sherbrooke CMA	62.5 a	67.0 a	25.8 a	12.1 a	34.1 a	8.3 a	37.0 a	27.3 a
Trois-Rivières CMA	78.9 a	64.9 a	47.3 a	50.9 a	20.6 a	31.1 a	57.4 a	53.3 a
Abitibi-Témiscamingue	--	**	**	85.9 a	**	**	**	94.4 a
Bas-Saint-Laurent	82.7 a	81.8 a	67.9 a	59.5 a	22.4 a	17.6 a	64.9 a	58.0 a
Capitale-Nationale Rural	**	5.8 a	95.9 a	25.6 a	**	62.3 a	96.9 a	34.1 a
Centre-du-Québec	86.3 a	85.2 a	22.6 a	40.1 a	29.5 a	30.9 a	45.1 a	50.9 a
Chaudière - Appalche	90.4 a	89.1 a	68.3 a	80.6 a	58.6 a	54.9 a	75.1 a	80.2 a
Côte-Nord	--	**	**	79.0 a	**	59.7 a	**	73.9 a
Estrie Rural	100.0 a	100.0 a	78.4 a	39.0 a	65.6 a	40.3 a	78.3 a	45.1 a
Gaspésie - Îles-de-la-Madeleine	**	**	80.8 a	96.6 a	--	--	70.8 a	96.8 a
Lanaudière	83.8 a	56.2 a	60.1 a	33.9 a	35.7 a	25.0 a	59.9 a	36.1 a
Laurentides	75.8 a	64.0 a	4.0 a	5.0 a	0.0 a	++	15.8 a	11.7 a
Mauricie	100.0 a	56.2 a	74.3 a	33.2 a	100.0 a	22.7 a	83.9 a	37.8 a
Montréal CMA	75.2 a	81.0 a	24.1 a	26.7 a	3.6 a	16.0 a	36.1 a	40.8 a
Nord-du-Québec Rural	**	**	**	**	--	--	**	**
Outaouais Rural	**	**	**	**	**	**	**	**
Saguenay/Lac-Saint-Jean	67.5 a	100.0 a	57.1 a	58.8 a	34.2 a	41.5 a	62.0 a	69.1 a
<b>Province of Québec</b>	<b>61.6 a</b>	<b>54.6 a</b>	<b>30.8 a</b>	<b>25.0 a</b>	<b>19.4 a</b>	<b>12.3 a</b>	<b>36.9 a</b>	<b>29.7 a</b>

The following letter codes are used to indicate the reliability of the estimates:

a – Excellent, b – Very good, c – Good, d – Fair (Use with Caution)

\*\* Suppressed to protect confidentiality ++ Not statistically reliable -- No units exist in universe for this category

## O2.5.1 Proportion (%) of Structures with Access to Selected Amenities by Structure Size Quebec

Centre	Shops	Organized Recreational Services	Home Support Services	Personal Assistance Services
Gatineau CMA	90.3 a	95.5 a	95.5 a	90.3 a
10 - 49	80.5 a	100.0 a	100.0 a	100.0 a
50 - 89	**	**	**	**
90 and more	92.4 a	100.0 a	100.0 a	92.4 a
Montréal CMA	61.6 a	78.9 a	83.7 a	81.4 a
10 - 49	21.2 a	63.9 a	87.1 a	88.4 a
50 - 89	67.7 a	75.8 a	86.1 a	83.5 a
90 and more	83.4 a	88.3 a	81.2 a	77.0 a
Island of Montréal	64.3 a	78.5 a	80.3 a	78.1 a
10 - 49	++	++	85.3 a	85.7 a
50 - 89	++	78.2 a	88.7 a	88.7 a
90 and more	78.8 a	88.6 a	77.8 a	74.6 a
Vaudreuil-Soulanges	71.4 a	85.7 a	100.0 a	100.0 a
10 - 49	**	**	**	**
50 - 89	**	**	**	**
90 and more	**	**	**	**
Laval-North Shore	52.8 a	71.2 a	80.2 a	77.4 a
10 - 49	17.7 a	64.0 a	84.4 a	84.5 a
50 - 89	73.3 a	72.9 a	72.5 a	72.5 a
90 and more	83.3 a	78.4 a	78.6 a	71.4 a
South Shore	69.1 a	91.9 a	95.0 a	93.4 a
10 - 49	++	85.3 a	94.6 a	100.0 a
50 - 89	64.2 a	82.1 a	100.0 a	91.1 a
90 and more	96.7 a	100.0 a	93.4 a	89.9 a
Québec CMA	71.2 a	97.8 a	96.4 a	89.9 a
10 - 49	45.5 a	98.2 a	100.0 a	94.5 a
50 - 89	80.0 a	95.0 a	95.0 a	90.0 a
90 and more	95.5 a	100.0 a	93.2 a	84.1 a
Saguenay CMA	35.5 a	93.5 a	96.8 a	93.5 a
10 - 49	21.4 a	92.9 a	100.0 a	92.9 a
50 - 89	22.2 a	88.9 a	88.9 a	88.9 a
90 and more	75.0 a	100.0 a	100.0 a	100.0 a
Sherbrooke CMA	94.4 a	94.1 a	91.7 a	62.8 a
10 - 49	100.0 a	100.0 a	100.0 a	++
50 - 89	83.8 a	82.8 a	83.8 a	74.7 a
90 and more	100.0 a	100.0 a	93.0 a	78.9 a
Trois-Rivières CMA	29.5 a	88.6 a	95.5 a	86.4 a
10 - 49	20.8 a	79.2 a	95.8 a	83.3 a
50 - 89	20.0 a	100.0 a	90.0 a	100.0 a
90 and more	60.0 a	100.0 a	100.0 a	80.0 a
Abitibi-Témiscamingue	68.2 a	86.4 a	90.9 a	68.2 a
10 - 49	58.3 a	83.3 a	83.3 a	75.0 a
50 - 89	50.0 a	75.0 a	100.0 a	50.0 a
90 and more	100.0 a	100.0 a	100.0 a	66.7 a
Bas-Saint-Laurent	58.7 a	76.2 a	90.5 a	68.3 a
10 - 49	42.9 a	78.6 a	85.7 a	59.5 a
50 - 89	81.8 a	63.6 a	100.0 a	90.9 a
90 and more	100.0 a	80.0 a	100.0 a	80.0 a

continued

The following letter codes are used to indicate the reliability of the estimates:

a – Excellent, b – Very good, c – Good, d – Fair (Use with Caution)

\*\* Suppressed to protect confidentiality ++ Not statistically reliable -- No units exist in universe for this category

### O2.5.1 Proportion (%) of Structures with Access to Selected Amenities by Structure Size Quebec

Centre	Shops	Organized Recreational Services	Home Support Services	Personal Assistance Services
Capitale-Nationale Rural	25.0 a	80.0 a	90.0 a	80.0 a
10 - 49	17.6 a	76.5 a	88.2 a	76.5 a
50 - 89	**	**	**	**
90 and more	**	**	**	**
Centre-du-Québec	59.6 a	89.4 a	91.5 a	85.1 a
10 - 49	43.5 a	91.3 a	82.6 a	82.6 a
50 - 89	66.7 a	77.8 a	100.0 a	88.9 a
90 and more	80.0 a	93.3 a	100.0 a	86.7 a
Chaudière-Appalaches	57.9 a	83.3 a	90.6 a	81.3 a
10 - 49	51.4 a	77.4 a	87.3 a	81.6 a
50 - 89	66.6 a	100.0 a	100.0 a	78.0 a
90 and more	100.0 a	100.0 a	100.0 a	86.4 a
Côte-Nord	33.3 a	66.7 a	33.3 a	33.3 a
10 - 49	25.0 a	50.0 a	0.0 a	25.0 a
50 - 89	--	--	--	--
90 and more	**	**	**	**
Estrie Rural	40.0 a	75.0 a	85.0 a	85.0 a
10 - 49	26.7 a	66.7 a	80.0 a	80.0 a
50 - 89	++	100.0 a	100.0 a	100.0 a
90 and more	100.0 a	100.0 a	100.0 a	100.0 a
Gaspésie-Îles-de-la-Madeleine	41.2 a	70.6 a	76.5 a	82.4 a
10 - 49	25.0 a	58.3 a	66.7 a	75.0 a
50 - 89	75.0 a	100.0 a	100.0 a	100.0 a
90 and more	**	**	**	**
Lanaudière	47.7 a	52.0 a	77.1 a	86.6 a
10 - 49	++	39.0 a	69.3 a	87.1 a
50 - 89	79.6 a	++	89.8 a	80.5 a
90 and more	54.7 a	81.9 a	81.9 a	90.9 a
Laurentides	58.3 a	75.4 a	96.5 a	93.1 a
10 - 49	++	67.9 a	93.6 a	93.6 a
50 - 89	++	75.0 a	100.0 a	100.0 a
90 and more	100.0 a	100.0 a	100.0 a	80.7 a
Mauricie	52.4 a	88.1 a	95.2 a	94.9 a
10 - 49	++	85.6 a	96.4 a	95.9 a
50 - 89	++	100.0 a	84.1 a	84.1 a
90 and more	100.0 a	87.3 a	100.0 a	100.0 a
Montréal	58.7 a	85.9 a	90.7 a	91.7 a
10 - 49	37.3 a	75.9 a	88.9 a	94.5 a
50 - 89	73.3 a	100.0 a	96.5 a	92.9 a
90 and more	87.9 a	92.0 a	88.2 a	84.4 a
Nord-du-Québec Rural	**	**	**	**
10 - 49	**	**	**	**
50 - 89	**	**	**	**
90 and more	--	--	--	--

continued

The following letter codes are used to indicate the reliability of the estimates:

a – Excellent, b – Very good, c – Good, d – Fair (Use with Caution)

\*\* Suppressed to protect confidentiality ++ Not statistically reliable -- No units exist in universe for this category

**O2.5.1 Proportion (%) of Structures with Access to Selected Amenities  
by Structure Size  
Quebec**

Centre	Shops		Organized Recreational Services		Home Support Services		Personal Assistance Services	
Outaouais Rural	44.4	a	77.8	a	77.8	a	77.8	a
10 - 49	16.7	a	66.7	a	66.7	a	66.7	a
50 - 89	**		**		**		**	
90 and more	--		--		--		--	
Saguenay-Lac-Saint-Jean	39.9	a	71.1	a	84.6	a	90.6	a
10 - 49	28.1	d	56.6	a	81.4	a	86.0	a
50 - 89	50.0	a	100.0	a	100.0	a	100.0	a
90 and more	71.4	a	100.0	a	85.7	a	100.0	a
<b>Province of Quebec</b>	<b>58.1</b>	<b>a</b>	<b>82.7</b>	<b>a</b>	<b>88.8</b>	<b>a</b>	<b>83.6</b>	<b>a</b>
10 - 49	36.3	a	75.0	a	87.3	a	83.5	a
50 - 89	67.4	a	86.4	a	93.2	a	86.9	a
90 and more	86.0	a	92.4	a	88.5	a	81.9	a

The following letter codes are used to indicate the reliability of the estimates:

a – Excellent, b – Very good, c – Good, d – Fair (Use with Caution)

\*\* Suppressed to protect confidentiality ++ Not statistically reliable -- No units exist in universe for this category

## O2.6.1 Number of Residents, Number of Residents Living Alone and Number of Residents Needing Heavy Care by Structure Type Quebec

Centre	Apartment		Mixed		Room-and-Board	
	2011	2012	2011	2012	2011	2012
<b>Gatineau CMA</b>						
Total number of residents	1,288 a	1,485 a	1,248 a	1,398 a	198 a	112 a
Number of residents living alone	1,076 a	1,097 a	1,118 a	1,054 a	176 a	108 a
Total number of couples	106 a	194 a	65 a	172 a	11 a	2 a
Number of residents needing heavy care	--	++	++	++	--	--
<b>Montréal CMA</b>						
Total number of residents	22,560 b	23,628 a	15,720 b	14,050 b	5,766 a	5,840 a
Number of residents living alone	14,949 b	16,395 a	12,479 a	10,989 b	5,593 a	5,660 a
Total number of couples	3,806 b	3,616 a	1,620 b	1,531 b	87 b	90 d
Number of residents needing heavy care	++	418 a	1,239 a	1,271 a	400 a	852 a
<b>Québec CMA</b>						
Total number of residents	6,740 a	4,575 a	3,887 b	6,024 a	2,027 a	2,296 a
Number of residents living alone	4,908 a	3,293 a	3,231 b	4,908 a	1,992 a	2,158 a
Total number of couples	843 b	641 a	328 b	558 a	18 c	54 a
Number of residents needing heavy care	++	++	262 a	610 a	233 a	301 a
<b>Saguenay CMA</b>						
Total number of residents	++	++	877 a	1,343 a	483 a	541 a
Number of residents living alone	++	++	738 a	1,009 a	474 a	541 a
Total number of couples	++	++	58 a	167 a	4 a	--
Number of residents needing heavy care	--	--	++	++	++	++
<b>Sherbrooke CMA</b>						
Total number of residents	1,256 a	2,060 a	1,795 a	997 a	878 a	712 a
Number of residents living alone	886 a	1,488 a	1,527 a	927 a	842 a	692 a
Total number of couples	185 a	286 a	134 a	35 a	18 a	10 a
Number of residents needing heavy care	--	++	--	--	++	++
<b>Trois-Rivières CMA</b>						
Total number of residents	1,984 c	1,903 a	562 a	603 a	335 c	642 a
Number of residents living alone	1,643 c	1,363 a	550 a	523 a	335 c	628 a
Total number of couples	171 d	270 a	6 a	40 a	--	7 a
Number of residents needing heavy care	--	--	++	++	++	++

The following letter codes are used to indicate the reliability of the estimates:

a – Excellent, b – Very good, c – Good, d – Fair (Use with Caution)

\*\* Suppressed to protect confidentiality ++ Not statistically reliable -- No units exist in universe for this category



### O3.1.1 Average Rents (\$) of Standard Apartment Spaces by Unit Type Quebec

Centre	Bachelor	One-Bedroom	Two-Bedroom	Total
Gatineau CMA	1,587 <sup>a</sup>	1,830 <sup>a</sup>	1,874 <sup>a</sup>	1,781 <sup>a</sup>
Gatineau East	1,573 <sup>a</sup>	1,749 <sup>a</sup>	1,816 <sup>a</sup>	1,725 <sup>a</sup>
Gatineau West	1,608 <sup>a</sup>	1,928 <sup>a</sup>	2,036 <sup>a</sup>	1,868 <sup>a</sup>
Surrounding Area	--	--	--	--
Montréal CMA	1,273 <sup>a</sup>	1,421 <sup>a</sup>	2,006 <sup>a</sup>	1,511 <sup>a</sup>
Island of Montréal	1,243 <sup>a</sup>	1,429 <sup>a</sup>	2,140 <sup>a</sup>	1,501 <sup>a</sup>
Island Centre	1,409 <sup>a</sup>	1,919 <sup>a</sup>	2,716 <sup>a</sup>	1,880 <sup>a</sup>
Island West	1,524 <sup>a</sup>	1,492 <sup>a</sup>	2,390 <sup>a</sup>	1,696 <sup>a</sup>
Island North	792 <sup>a</sup>	1,067 <sup>a</sup>	1,403 <sup>a</sup>	1,051 <sup>a</sup>
Island East	1,403 <sup>a</sup>	1,544 <sup>a</sup>	2,371 <sup>a</sup>	1,634 <sup>a</sup>
Vaudreuil-Soulanges	**	**	**	**
Laval-North Shore	1,157 <sup>a</sup>	1,375 <sup>a</sup>	1,898 <sup>a</sup>	1,495 <sup>a</sup>
Laval	1,151 <sup>a</sup>	1,383 <sup>a</sup>	2,001 <sup>a</sup>	1,525 <sup>a</sup>
North Shore	1,178 <sup>a</sup>	1,381 <sup>a</sup>	1,758 <sup>a</sup>	1,467 <sup>a</sup>
Saint-Jérôme	**	**	**	**
South Shore	1,443 <sup>a</sup>	1,474 <sup>a</sup>	1,934 <sup>a</sup>	1,559 <sup>a</sup>
South Shore Centre	1,604 <sup>a</sup>	1,505 <sup>a</sup>	2,002 <sup>a</sup>	1,632 <sup>a</sup>
South Shore East	1,307 <sup>a</sup>	1,515 <sup>a</sup>	1,974 <sup>a</sup>	1,537 <sup>a</sup>
South Shore West	1,430 <sup>a</sup>	1,169 <sup>a</sup>	1,429 <sup>a</sup>	1,295 <sup>a</sup>
Québec CMA	1,119 <sup>a</sup>	1,586 <sup>a</sup>	1,925 <sup>a</sup>	1,581 <sup>a</sup>
Centre North	1,035 <sup>a</sup>	1,630 <sup>a</sup>	2,052 <sup>a</sup>	1,599 <sup>a</sup>
Québec Basse-Ville	1,094 <sup>a</sup>	1,277 <sup>a</sup>	1,593 <sup>a</sup>	1,315 <sup>a</sup>
Québec Haute-Ville	737 <sup>a</sup>	1,925 <sup>a</sup>	2,147 <sup>a</sup>	1,589 <sup>a</sup>
Québec des Rivières	1,190 <sup>a</sup>	1,628 <sup>a</sup>	1,951 <sup>a</sup>	1,601 <sup>a</sup>
Sainte-Foy	1,263 <sup>a</sup>	1,661 <sup>a</sup>	2,270 <sup>a</sup>	1,739 <sup>a</sup>
Northern Suburbs	1,268 <sup>a</sup>	1,479 <sup>a</sup>	1,725 <sup>a</sup>	1,523 <sup>a</sup>
West	**	**	**	**
North	**	1,482 <sup>a</sup>	1,719 <sup>a</sup>	1,536 <sup>a</sup>
East	1,407 <sup>a</sup>	1,480 <sup>a</sup>	1,717 <sup>a</sup>	1,512 <sup>a</sup>
Québec South Shore	1,440 <sup>a</sup>	1,568 <sup>a</sup>	1,883 <sup>a</sup>	1,613 <sup>a</sup>
South Shore West	--	**	**	**
South Shore East	1,440 <sup>a</sup>	1,586 <sup>a</sup>	1,891 <sup>a</sup>	1,626 <sup>a</sup>
Saguenay CMA	1,026 <sup>a</sup>	1,445 <sup>a</sup>	1,849 <sup>a</sup>	1,406 <sup>a</sup>
Chicoutimi	**	1,464 <sup>a</sup>	**	1,515 <sup>a</sup>
Jonquière	993 <sup>a</sup>	1,436 <sup>a</sup>	1,769 <sup>a</sup>	1,326 <sup>a</sup>
La Baie	**	**	--	**
Sherbrooke CMA	1,240 <sup>a</sup>	1,371 <sup>a</sup>	1,526 <sup>a</sup>	1,372 <sup>a</sup>
Former City of Sherbrooke	1,242 <sup>a</sup>	1,381 <sup>a</sup>	1,501 <sup>a</sup>	1,375 <sup>a</sup>
East	**	**	**	**
North	1,115 <sup>a</sup>	1,385 <sup>a</sup>	1,770 <sup>a</sup>	1,405 <sup>a</sup>
West	--	**	**	**
Centre	**	**	**	**
Magog	**	**	**	1,290 <sup>a</sup>
Surrounding Area	**	1,442 <sup>a</sup>	**	1,447 <sup>a</sup>
Trois-Rivières CMA	1,263 <sup>a</sup>	1,544 <sup>a</sup>	1,734 <sup>a</sup>	1,468 <sup>a</sup>
Trois-Rivières Centre	1,280 <sup>a</sup>	1,601 <sup>a</sup>	1,774 <sup>a</sup>	1,507 <sup>a</sup>
Trois-Rivières	1,419 <sup>a</sup>	1,742 <sup>a</sup>	1,804 <sup>a</sup>	1,659 <sup>a</sup>
Trois-Rivières-Ouest	**	**	**	1,359 <sup>a</sup>
Cap-de-la-Madeleine	1,179 <sup>a</sup>	1,424 <sup>a</sup>	1,711 <sup>a</sup>	1,381 <sup>a</sup>
Surrounding Area	**	1,157 <sup>a</sup>	**	1,141 <sup>a</sup>

continued

The following letter codes are used to indicate the reliability of the estimates:

a – Excellent, b – Very good, c – Good, d – Fair (Use with Caution)

\*\* Suppressed to protect confidentiality ++ Not statistically reliable -- No units exist in universe for this category

### O3.1.1 Average Rents (\$) of Standard Apartment Spaces by Unit Type Quebec

Centre	Bachelor	One-Bedroom	Two-Bedroom	Total
Abitibi-Témiscamingue	**	1,787 a	**	1,886 a
Amos CA	--	**	**	**
Rouyn-Noranda CA	**	**	**	**
Val-d'Or CA	--	--	--	--
Abitibi-Témiscamingue Rural	--	**	**	**
Bas-Saint-Laurent	1,305 a	1,337 a	1,440 a	1,345 a
Matane CA	--	--	--	--
Rimouski CA	**	**	**	**
Rivière-du-Loup CA	1,481 a	1,496 a	**	1,497 a
Bas-Saint-Laurent Rural	**	1,386 a	**	1,389 a
Capitale-Nationale Rural	**	1,579 a	2,028 a	1,711 a
Centre-du-Québec	1,193 a	1,354 a	1,646 a	1,368 a
Drummondville CA	1,171 a	1,363 a	1,766 a	1,407 a
Victoriaville CA	1,328 a	1,305 a	1,276 a	1,306 a
Centre-du-Québec Rural	986 a	1,419 a	1,947 a	1,347 a
Chaudière-Appalaches	1,198 a	1,457 a	1,546 a	1,385 a
Montmagny	**	**	**	**
Sainte-Marie	**	**	**	**
Saint-Georges CA	1,155 a	1,450 a	**	1,381 a
Thetford Mines CA	**	1,412 a	**	1,337 a
Chaudière-Appalaches Rural	1,131 a	1,242 a	1,184 a	1,189 a
Côte-Nord	**	1,679 a	2,140 a	1,769 a
Baie-Comeau CA	**	**	**	**
Sept-Îles CA	**	**	**	**
Côte-Nord Rural	--	--	--	--
Estrie Rural	1,412 a	1,416 a	1,511 a	1,431 a
Gaspésie-Îles-de-la-Madeleine	**	1,469 a	--	1,453 a
Gaspé	--	**	--	**
Îles de la Madeleine	--	--	--	--
Gaspésie-Îles-de-la-Madeleine Rural	**	**	--	**
Lanaudière	1,290 a	1,351 a	1,573 a	1,386 a
Joliette CA	1,287 a	1,323 a	1,486 a	1,347 a
Rawdon	--	**	**	**
Saint-Lin-des-Laurentides	--	**	**	**
Lanaudière Rural	**	1,527 a	1,999 a	1,625 a
Laurentides	1,304 a	1,312 a	1,948 a	1,430 a
Lachute CA	**	**	**	**
Mont-Laurier	**	1,367 a	**	1,485 a
Prévost	--	--	--	--
Sainte-Adèle	--	--	--	--
Sainte-Sophie	--	--	--	--
Laurentides Rural	**	**	**	**
Mauricie	1,062 a	1,241 a	1,821 a	1,252 a
La Tuque CA	**	**	**	**
Shawinigan CA	**	1,206 a	**	1,242 a
Mauricie Rural	**	1,425 a	**	1,411 a

continued

The following letter codes are used to indicate the reliability of the estimates:

a – Excellent, b – Very good, c – Good, d – Fair (Use with Caution)

\*\* Suppressed to protect confidentiality ++ Not statistically reliable -- No units exist in universe for this category

**O3.1.1 Average Rents (\$) of Standard Apartment Spaces  
by Unit Type  
Quebec**

<b>Centre</b>	<b>Bachelor</b>	<b>One-Bedroom</b>	<b>Two-Bedroom</b>	<b>Total</b>
Montréal	1,408 a	1,401 a	1,642 a	1,453 a
Cowansville CA	**	**	**	**
Granby CA	**	1,416 a	**	1,480 a
Saint-Hyacinthe CA	**	1,457 a	**	1,511 a
Saint-Jean-sur-Richelieu CA	**	1,264 a	1,394 a	1,279 a
Salaberry-de-Valleyfield CA	**	**	**	**
Sorel-Tracy CA	**	**	**	**
Montréal Rural	1,396 a	1,310 a	1,518 a	1,363 a
Nord-du-Québec Rural	**	**	--	**
Outaouais Rural	**	**	**	**
Saguenay-Lac-Saint-Jean	1,030 a	1,389 a	1,647 a	1,310 a
Alma CA	**	**	**	1,416 a
Dolbeau-Mistassini CA	879 a	1,379 a	**	1,171 a
Roberval	--	**	**	**
Saint-Félicien	**	**	**	**
Saguenay-Lac-Saint-Jean Rural	**	**	--	**
<b>Province of Quebec</b>	<b>1,263 a</b>	<b>1,457 a</b>	<b>1,902 a</b>	<b>1,502 a</b>

The following letter codes are used to indicate the reliability of the estimates:

a – Excellent, b – Very good, c – Good, d – Fair (Use with Caution)

\*\* Suppressed to protect confidentiality ++ Not statistically reliable -- No units exist in universe for this category

### O3.1.2 Average Rents (\$) of Standard Room Spaces by Unit Type Quebec

Centre	Private Rooms	Semi-Private Rooms	Total
Gatineau CMA	1,623 <sup>a</sup>	--	1,623 <sup>a</sup>
Gatineau East	1,404 <sup>a</sup>	--	1,404 <sup>a</sup>
Gatineau West	1,758 <sup>a</sup>	--	1,758 <sup>a</sup>
Surrounding Area	**	--	**
Montréal CMA	1,667 <sup>a</sup>	2,777 <sup>a</sup>	1,692 <sup>a</sup>
Island of Montréal	1,869 <sup>a</sup>	2,722 <sup>a</sup>	1,880 <sup>a</sup>
Island Centre	1,960 <sup>a</sup>	**	1,955 <sup>a</sup>
Island West	2,335 <sup>a</sup>	**	2,371 <sup>a</sup>
Island North	1,600 <sup>a</sup>	--	1,600 <sup>a</sup>
Island East	1,465 <sup>a</sup>	--	1,465 <sup>a</sup>
Vaudreuil-Soulanges	1,642 <sup>a</sup>	--	1,642 <sup>a</sup>
Laval-North Shore	1,469 <sup>a</sup>	**	1,521 <sup>a</sup>
Laval	1,682 <sup>a</sup>	**	1,889 <sup>a</sup>
North Shore	1,451 <sup>a</sup>	**	1,455 <sup>a</sup>
Saint-Jérôme	1,304 <sup>a</sup>	--	1,304 <sup>a</sup>
South Shore	1,594 <sup>a</sup>	**	1,607 <sup>a</sup>
South Shore Centre	1,607 <sup>a</sup>	**	1,648 <sup>a</sup>
South Shore East	1,648 <sup>a</sup>	--	1,648 <sup>a</sup>
South Shore West	1,464 <sup>a</sup>	--	1,464 <sup>a</sup>
Québec CMA	1,660 <sup>a</sup>	**	1,660 <sup>a</sup>
Centre North	1,755 <sup>a</sup>	**	1,754 <sup>a</sup>
Québec Basse-Ville	1,441 <sup>a</sup>	--	1,441 <sup>a</sup>
Québec Haute-Ville	1,886 <sup>a</sup>	--	1,886 <sup>a</sup>
Québec des Rivières	1,872 <sup>a</sup>	**	1,861 <sup>a</sup>
Sainte-Foy	2,127 <sup>a</sup>	**	2,121 <sup>a</sup>
Northern Suburbs	1,717 <sup>a</sup>	--	1,717 <sup>a</sup>
West	1,312 <sup>a</sup>	--	1,312 <sup>a</sup>
North	1,714 <sup>a</sup>	--	1,714 <sup>a</sup>
East	1,827 <sup>a</sup>	--	1,827 <sup>a</sup>
Québec South Shore	1,445 <sup>a</sup>	--	1,445 <sup>a</sup>
South Shore West	1,514 <sup>a</sup>	--	1,514 <sup>a</sup>
South Shore East	1,406 <sup>a</sup>	--	1,406 <sup>a</sup>
Saguenay CMA	1,178 <sup>a</sup>	--	1,178 <sup>a</sup>
Chicoutimi	1,255 <sup>a</sup>	--	1,255 <sup>a</sup>
Jonquière	1,055 <sup>a</sup>	--	1,055 <sup>a</sup>
La Baie	1,322 <sup>a</sup>	--	1,322 <sup>a</sup>
Sherbrooke CMA	1,189 <sup>a</sup>	--	1,189 <sup>a</sup>
Former City of Sherbrooke	1,221 <sup>a</sup>	--	1,221 <sup>a</sup>
East	1,220 <sup>a</sup>	--	1,220 <sup>a</sup>
North	1,359 <sup>a</sup>	--	1,359 <sup>a</sup>
West	1,256 <sup>a</sup>	--	1,256 <sup>a</sup>
Centre	**	--	**
Magog	1,163 <sup>a</sup>	--	1,163 <sup>a</sup>
Surrounding Area	1,148 <sup>a</sup>	--	1,148 <sup>a</sup>
Trois-Rivières CMA	1,294 <sup>a</sup>	**	1,297 <sup>a</sup>
Trois-Rivières Centre	1,405 <sup>a</sup>	--	1,405 <sup>a</sup>
Trois-Rivières	1,191 <sup>a</sup>	--	1,191 <sup>a</sup>
Trois-Rivières-Ouest	1,629 <sup>a</sup>	--	1,629 <sup>a</sup>
Cap-de-la-Madeleine	1,078 <sup>a</sup>	--	1,078 <sup>a</sup>
Surrounding Area	1,049 <sup>a</sup>	**	1,068 <sup>a</sup>

continued

The following letter codes are used to indicate the reliability of the estimates:

a – Excellent, b – Very good, c – Good, d – Fair (Use with Caution)

\*\* Suppressed to protect confidentiality ++ Not statistically reliable -- No units exist in universe for this category

### O3.1.2 Average Rents (\$) of Standard Room Spaces by Unit Type Quebec

Centre	Private Rooms	Semi-Private Rooms	Total
Abitibi-Témiscamingue	1,417 a	**	1,414 a
Amos CA	**	--	**
Rouyn-Noranda CA	**	--	**
Val-d'Or CA	1,517 a	--	1,517 a
Abitibi-Témiscamingue Rural	1,251 a	**	1,247 a
Bas-Saint-Laurent	1,226 a	--	1,226 a
Matane CA	**	--	**
Rimouski CA	1,104 a	--	1,104 a
Rivière-du-Loup CA	1,346 a	--	1,346 a
Bas-Saint-Laurent Rural	1,249 a	--	1,249 a
Capitale-Nationale Rural	1,113 a	**	1,109 a
Centre-du-Québec	1,104 a	--	1,104 a
Drummondville CA	1,070 a	--	1,070 a
Victoriaville CA	1,181 a	--	1,181 a
Centre-du-Québec Rural	1,040 a	--	1,040 a
Chaudière-Appalaches	1,192 a	**	1,197 a
Montmagny	1,422 a	**	1,462 a
Sainte-Marie	**	--	**
Saint-Georges CA	--	**	**
Thetford Mines CA	1,209 a	--	1,209 a
Chaudière-Appalaches Rural	1,167 a	--	1,167 a
Côte-Nord	**	**	**
Baie-Comeau CA	--	**	**
Sept-Îles CA	**	--	**
Côte-Nord Rural	**	--	**
Estrie Rural	1,248 a	--	1,248 a
Gaspésie-Îles-de-la-Madeleine	1,333 a	--	1,333 a
Gaspé	**	--	**
Îles de la Madeleine	**	--	**
Gaspésie-Îles-de-la-Madeleine Rural	1,427 a	--	1,427 a
Lanaudière	1,216 a	**	1,215 a
Joliette CA	1,249 a	--	1,249 a
Rawdon	1,277 a	**	1,263 a
Saint-Lin-des-Laurentides	**	--	**
Lanaudière Rural	1,193 a	--	1,193 a
Laurentides	1,432 a	**	1,431 a
Lachute CA	**	--	**
Mont-Laurier	1,118 a	**	1,116 a
Prévost	**	--	**
Sainte-Adèle	**	--	**
Sainte-Sophie	**	--	**
Laurentides Rural	1,392 a	--	1,392 a
Mauricie	1,212 a	**	1,211 a
La Tuque CA	**	--	**
Shawinigan CA	1,276 a	**	1,275 a
Mauricie Rural	1,098 a	--	1,098 a

continued

The following letter codes are used to indicate the reliability of the estimates:

a – Excellent, b – Very good, c – Good, d – Fair (Use with Caution)

\*\* Suppressed to protect confidentiality ++ Not statistically reliable -- No units exist in universe for this category

**O3.1.2 Average Rents (\$) of Standard Room Spaces  
by Unit Type  
Quebec**

Centre	Private Rooms	Semi-Private Rooms	Total
Montréal	1,441 a	**	1,444 a
Cowansville CA	**	--	**
Granby CA	1,488 a	--	1,488 a
Saint-Hyacinthe CA	1,389 a	**	1,411 a
Saint-Jean-sur-Richelieu CA	1,460 a	--	1,460 a
Salaberry-de-Valleyfield CA	1,646 a	--	1,646 a
Sorel-Tracy CA	1,530 a	--	1,530 a
Montréal Rural	1,317 a	**	1,314 a
Nord-du-Québec Rural	--	--	--
Outaouais Rural	1,194 a	--	1,194 a
Saguenay-Lac-Saint-Jean	1,252 a	**	1,249 a
Alma CA	1,275 a	--	1,275 a
Dolbeau-Mistassini CA	1,233 a	**	1,220 a
Roberval	**	--	**
Saint-Félicien	**	--	**
Saguenay-Lac-Saint-Jean Rural	1,017 a	--	1,017 a
<b>Province of Quebec</b>	<b>1,419 a</b>	<b>2,032 a</b>	<b>1,426 a</b>

The following letter codes are used to indicate the reliability of the estimates:

a – Excellent, b – Very good, c – Good, d – Fair (Use with Caution)

\*\* Suppressed to protect confidentiality ++ Not statistically reliable -- No units exist in universe for this category

### O3.2.1 Average Rents (\$) of Standard Apartment Spaces by Structure Size and Unit Type Quebec

Centre	Bachelor	One-Bedroom	Two-Bedroom	Total
Gatineau CMA	1,587 <sup>a</sup>	1,830 <sup>a</sup>	1,874 <sup>a</sup>	1,781 <sup>a</sup>
10 - 49	--	**	--	**
50 - 89	--	**	**	**
90 and more	1,587 <sup>a</sup>	1,863 <sup>a</sup>	1,900 <sup>a</sup>	1,802 <sup>a</sup>
Montréal CMA	1,273 <sup>a</sup>	1,421 <sup>a</sup>	2,006 <sup>a</sup>	1,511 <sup>a</sup>
10 - 49	1,067 <sup>a</sup>	884 <sup>a</sup>	1,248 <sup>a</sup>	969 <sup>a</sup>
50 - 89	1,254 <sup>a</sup>	1,355 <sup>a</sup>	1,513 <sup>a</sup>	1,360 <sup>a</sup>
90 and more	1,274 <sup>a</sup>	1,428 <sup>a</sup>	2,019 <sup>a</sup>	1,519 <sup>a</sup>
Island of Montréal	1,243 <sup>a</sup>	1,429 <sup>a</sup>	2,140 <sup>a</sup>	1,501 <sup>a</sup>
10 - 49	--	**	**	**
50 - 89	**	1,284 <sup>a</sup>	**	1,296 <sup>a</sup>
90 and more	1,241 <sup>a</sup>	1,436 <sup>a</sup>	2,143 <sup>a</sup>	1,506 <sup>a</sup>
Vaudreuil-Soulanges	**	**	**	**
10 - 49	--	--	--	--
50 - 89	--	--	--	--
90 and more	**	**	**	**
Laval-North Shore	1,157 <sup>a</sup>	1,375 <sup>a</sup>	1,898 <sup>a</sup>	1,495 <sup>a</sup>
10 - 49	**	959 <sup>a</sup>	**	1,015 <sup>a</sup>
50 - 89	1,100 <sup>a</sup>	1,261 <sup>a</sup>	1,556 <sup>a</sup>	1,295 <sup>a</sup>
90 and more	1,163 <sup>a</sup>	1,390 <sup>a</sup>	1,916 <sup>a</sup>	1,513 <sup>a</sup>
South Shore	1,443 <sup>a</sup>	1,474 <sup>a</sup>	1,934 <sup>a</sup>	1,559 <sup>a</sup>
10 - 49	**	**	**	**
50 - 89	**	1,631 <sup>a</sup>	**	1,572 <sup>a</sup>
90 and more	1,443 <sup>a</sup>	1,466 <sup>a</sup>	1,950 <sup>a</sup>	1,559 <sup>a</sup>
Québec CMA	1,119 <sup>a</sup>	1,586 <sup>a</sup>	1,925 <sup>a</sup>	1,581 <sup>a</sup>
10 - 49	**	1,201 <sup>a</sup>	**	1,201 <sup>a</sup>
50 - 89	1,340 <sup>a</sup>	1,485 <sup>a</sup>	1,751 <sup>a</sup>	1,538 <sup>a</sup>
90 and more	1,080 <sup>a</sup>	1,618 <sup>a</sup>	1,983 <sup>a</sup>	1,598 <sup>a</sup>
Saguenay CMA	1,026 <sup>a</sup>	1,445 <sup>a</sup>	1,849 <sup>a</sup>	1,406 <sup>a</sup>
10 - 49	**	**	**	**
50 - 89	**	**	**	1,131 <sup>a</sup>
90 and more	1,016 <sup>a</sup>	1,449 <sup>a</sup>	1,850 <sup>a</sup>	1,445 <sup>a</sup>
Sherbrooke CMA	1,240 <sup>a</sup>	1,371 <sup>a</sup>	1,526 <sup>a</sup>	1,372 <sup>a</sup>
10 - 49	**	**	--	**
50 - 89	**	1,364 <sup>a</sup>	**	1,212 <sup>a</sup>
90 and more	1,247 <sup>a</sup>	1,371 <sup>a</sup>	1,724 <sup>a</sup>	1,396 <sup>a</sup>
Trois-Rivières CMA	1,263 <sup>a</sup>	1,544 <sup>a</sup>	1,734 <sup>a</sup>	1,468 <sup>a</sup>
10 - 49	**	1,384 <sup>a</sup>	--	1,397 <sup>a</sup>
50 - 89	1,222 <sup>a</sup>	1,448 <sup>a</sup>	1,701 <sup>a</sup>	1,409 <sup>a</sup>
90 and more	1,262 <sup>a</sup>	1,575 <sup>a</sup>	1,739 <sup>a</sup>	1,482 <sup>a</sup>
Abitibi-Témiscamingue	**	1,787 <sup>a</sup>	**	1,886 <sup>a</sup>
10 - 49	--	--	--	--
50 - 89	--	**	--	**
90 and more	**	1,948 <sup>a</sup>	**	1,941 <sup>a</sup>
Bas-Saint-Laurent	1,305 <sup>a</sup>	1,337 <sup>a</sup>	1,440 <sup>a</sup>	1,345 <sup>a</sup>
10 - 49	1,240 <sup>a</sup>	1,217 <sup>a</sup>	**	1,234 <sup>a</sup>
50 - 89	1,458 <sup>a</sup>	1,619 <sup>a</sup>	**	1,511 <sup>a</sup>
90 and more	**	1,304 <sup>a</sup>	1,495 <sup>a</sup>	1,323 <sup>a</sup>

continued

The following letter codes are used to indicate the reliability of the estimates:

a – Excellent, b – Very good, c – Good, d – Fair (Use with Caution)

\*\* Suppressed to protect confidentiality ++ Not statistically reliable -- No units exist in universe for this category

### O3.2.1 Average Rents (\$) of Standard Apartment Spaces by Structure Size and Unit Type Quebec

Centre	Bachelor	One-Bedroom	Two-Bedroom	Total
Capitale-Nationale Rural	**	1,579 a	2,028 a	1,711 a
10 - 49	**	**	**	1,199 a
50 - 89	--	--	--	--
90 and more	**	**	**	**
Centre-du-Québec	1,193 a	1,354 a	1,646 a	1,368 a
10 - 49	1,020 a	1,191 a	1,217 a	1,139 a
50 - 89	**	**	--	1,469 a
90 and more	1,220 a	1,361 a	1,717 a	1,398 a
Chaudière-Appalaches	1,198 a	1,457 a	1,546 a	1,385 a
10 - 49	1,159 a	1,324 a	**	1,263 a
50 - 89	1,125 a	1,367 a	**	1,270 a
90 and more	1,227 a	1,504 a	1,611 a	1,436 a
Côte-Nord	**	1,679 a	2,140 a	1,769 a
10 - 49	--	**	**	**
50 - 89	--	**	**	**
90 and more	**	**	**	**
Estrie Rural	1,412 a	1,416 a	1,511 a	1,431 a
10 - 49	1,234 a	933 a	1,009 a	986 a
50 - 89	**	**	**	**
90 and more	--	1,636 a	**	1,674 a
Gaspésie-Îles-de-la-Madeleine	**	1,469 a	--	1,453 a
10 - 49	--	**	--	**
50 - 89	**	**	--	**
90 and more	--	**	--	**
Lanaudière	1,290 a	1,351 a	1,573 a	1,386 a
10 - 49	**	1,270 a	**	1,236 a
50 - 89	1,274 a	1,445 a	1,701 a	1,495 a
90 and more	**	1,312 a	1,510 a	1,352 a
Laurentides	1,304 a	1,312 a	1,948 a	1,430 a
10 - 49	**	**	--	**
50 - 89	**	**	--	**
90 and more	1,069 a	1,302 a	1,948 a	1,422 a
Mauricie	1,062 a	1,241 a	1,821 a	1,252 a
10 - 49	--	**	**	**
50 - 89	**	1,403 a	**	1,337 a
90 and more	**	1,170 a	**	1,208 a
Montréal	1,408 a	1,401 a	1,642 a	1,453 a
10 - 49	1,275 a	1,126 a	1,658 a	1,242 a
50 - 89	1,451 a	1,436 a	**	1,447 a
90 and more	1,406 a	1,416 a	1,650 a	1,466 a
Nord-du-Québec Rural	**	**	--	**
10 - 49	--	**	--	**
50 - 89	**	**	--	**
90 and more	--	--	--	--

continued

The following letter codes are used to indicate the reliability of the estimates:

a – Excellent, b – Very good, c – Good, d – Fair (Use with Caution)

\*\* Suppressed to protect confidentiality ++ Not statistically reliable -- No units exist in universe for this category



**O3.2.1 Average Rents (\$) of Standard Apartment Spaces  
by Structure Size and Unit Type  
Quebec**

Centre	Bachelor	One-Bedroom	Two-Bedroom	Total
<b>Outaouais Rural</b>	**	**	**	**
10 - 49	--	--	--	--
50 - 89	**	**	**	**
90 and more	--	--	--	--
<b>Saguenay-Lac-Saint-Jean</b>	1,030 a	1,389 a	1,647 a	1,310 a
10 - 49	918 a	1,083 a	**	1,041 a
50 - 89	**	**	**	1,307 a
90 and more	**	1,472 a	1,681 a	1,408 a
<b>Province of Quebec</b>	<b>1,263 a</b>	<b>1,457 a</b>	<b>1,902 a</b>	<b>1,502 a</b>
10 - 49	1,162 a	1,139 a	1,291 a	1,163 a
50 - 89	1,257 a	1,431 a	1,584 a	1,420 a
90 and more	1,267 a	1,473 a	1,942 a	1,522 a

The following letter codes are used to indicate the reliability of the estimates:

a – Excellent, b – Very good, c – Good, d – Fair (Use with Caution)

\*\* Suppressed to protect confidentiality ++ Not statistically reliable -- No units exist in universe for this category

### O3.2.2 Average Rents (\$) of Standard Room Spaces by Structure Size and Unit Type Quebec

Centre	Private Rooms	Semi-Private Rooms	Total
<b>Gatineau CMA</b>	1,623 <sup>a</sup>	--	1,623 <sup>a</sup>
10 - 49	1,374 <sup>a</sup>	--	1,374 <sup>a</sup>
50 - 89	**	--	**
90 and more	1,698 <sup>a</sup>	--	1,698 <sup>a</sup>
<b>Montréal CMA</b>	1,667 <sup>a</sup>	2,777 <sup>a</sup>	1,692 <sup>a</sup>
10 - 49	1,379 <sup>a</sup>	1,032 <sup>a</sup>	1,376 <sup>a</sup>
50 - 89	1,511 <sup>a</sup>	**	1,521 <sup>a</sup>
90 and more	1,851 <sup>a</sup>	3,007 <sup>a</sup>	1,889 <sup>a</sup>
<b>Island of Montréal</b>	1,869 <sup>a</sup>	2,722 <sup>a</sup>	1,880 <sup>a</sup>
10 - 49	1,430 <sup>a</sup>	**	1,428 <sup>a</sup>
50 - 89	1,346 <sup>a</sup>	--	1,346 <sup>a</sup>
90 and more	2,089 <sup>a</sup>	**	2,105 <sup>a</sup>
<b>Vaudreuil-Soulanges</b>	1,642 <sup>a</sup>	--	1,642 <sup>a</sup>
10 - 49	**	--	**
50 - 89	**	--	**
90 and more	**	--	**
<b>Laval-North Shore</b>	1,469 <sup>a</sup>	**	1,521 <sup>a</sup>
10 - 49	1,312 <sup>a</sup>	**	1,305 <sup>a</sup>
50 - 89	1,564 <sup>a</sup>	**	1,591 <sup>a</sup>
90 and more	1,531 <sup>a</sup>	**	1,622 <sup>a</sup>
<b>South Shore</b>	1,594 <sup>a</sup>	**	1,607 <sup>a</sup>
10 - 49	1,441 <sup>a</sup>	--	1,441 <sup>a</sup>
50 - 89	1,559 <sup>a</sup>	--	1,559 <sup>a</sup>
90 and more	1,730 <sup>a</sup>	**	1,759 <sup>a</sup>
<b>Québec CMA</b>	1,660 <sup>a</sup>	**	1,660 <sup>a</sup>
10 - 49	1,734 <sup>a</sup>	**	1,733 <sup>a</sup>
50 - 89	1,627 <sup>a</sup>	--	1,627 <sup>a</sup>
90 and more	1,610 <sup>a</sup>	--	1,610 <sup>a</sup>
<b>Saguenay CMA</b>	1,178 <sup>a</sup>	--	1,178 <sup>a</sup>
10 - 49	1,238 <sup>a</sup>	--	1,238 <sup>a</sup>
50 - 89	1,266 <sup>a</sup>	--	1,266 <sup>a</sup>
90 and more	**	--	**
<b>Sherbrooke CMA</b>	1,189 <sup>a</sup>	--	1,189 <sup>a</sup>
10 - 49	1,134 <sup>a</sup>	--	1,134 <sup>a</sup>
50 - 89	1,119 <sup>a</sup>	--	1,119 <sup>a</sup>
90 and more	1,268 <sup>a</sup>	--	1,268 <sup>a</sup>
<b>Trois-Rivières CMA</b>	1,294 <sup>a</sup>	**	1,297 <sup>a</sup>
10 - 49	1,201 <sup>a</sup>	--	1,201 <sup>a</sup>
50 - 89	1,380 <sup>a</sup>	--	1,380 <sup>a</sup>
90 and more	**	**	**
<b>Abitibi-Témiscamingue</b>	1,417 <sup>a</sup>	**	1,414 <sup>a</sup>
10 - 49	1,118 <sup>a</sup>	**	1,117 <sup>a</sup>
50 - 89	1,226 <sup>a</sup>	--	1,226 <sup>a</sup>
90 and more	1,611 <sup>a</sup>	--	1,611 <sup>a</sup>
<b>Bas-Saint-Laurent</b>	1,226 <sup>a</sup>	--	1,226 <sup>a</sup>
10 - 49	1,134 <sup>a</sup>	--	1,134 <sup>a</sup>
50 - 89	1,236 <sup>a</sup>	--	1,236 <sup>a</sup>
90 and more	1,308 <sup>a</sup>	--	1,308 <sup>a</sup>

continued

The following letter codes are used to indicate the reliability of the estimates:

a – Excellent, b – Very good, c – Good, d – Fair (Use with Caution)

\*\* Suppressed to protect confidentiality ++ Not statistically reliable -- No units exist in universe for this category

### O3.2.2 Average Rents (\$) of Standard Room Spaces by Structure Size and Unit Type Quebec

Centre	Private Rooms	Semi-Private Rooms	Total
Capitale-Nationale Rural	1,113 <sup>a</sup>	**	1,109 <sup>a</sup>
10 - 49	1,089 <sup>a</sup>	**	1,085 <sup>a</sup>
50 - 89	**	--	**
90 and more	**	--	**
Centre-du-Québec	1,104 <sup>a</sup>	--	1,104 <sup>a</sup>
10 - 49	1,137 <sup>a</sup>	--	1,137 <sup>a</sup>
50 - 89	1,025 <sup>a</sup>	--	1,025 <sup>a</sup>
90 and more	1,136 <sup>a</sup>	--	1,136 <sup>a</sup>
Chaudière-Appalaches	1,192 <sup>a</sup>	**	1,197 <sup>a</sup>
10 - 49	1,138 <sup>a</sup>	--	1,138 <sup>a</sup>
50 - 89	1,265 <sup>a</sup>	--	1,265 <sup>a</sup>
90 and more	**	**	**
Côte-Nord	**	**	**
10 - 49	**	--	**
50 - 89	--	**	**
90 and more	**	--	**
Estrie Rural	1,248 <sup>a</sup>	--	1,248 <sup>a</sup>
10 - 49	1,069 <sup>a</sup>	--	1,069 <sup>a</sup>
50 - 89	1,371 <sup>a</sup>	--	1,371 <sup>a</sup>
90 and more	1,368 <sup>a</sup>	--	1,368 <sup>a</sup>
Gaspésie-Îles-de-la-Madeleine	1,333 <sup>a</sup>	--	1,333 <sup>a</sup>
10 - 49	1,146 <sup>a</sup>	--	1,146 <sup>a</sup>
50 - 89	1,525 <sup>a</sup>	--	1,525 <sup>a</sup>
90 and more	**	--	**
Lanaudière	1,216 <sup>a</sup>	**	1,215 <sup>a</sup>
10 - 49	1,097 <sup>a</sup>	**	1,095 <sup>a</sup>
50 - 89	1,370 <sup>a</sup>	--	1,370 <sup>a</sup>
90 and more	1,278 <sup>a</sup>	--	1,278 <sup>a</sup>
Laurentides	1,432 <sup>a</sup>	**	1,431 <sup>a</sup>
10 - 49	1,199 <sup>a</sup>	**	1,198 <sup>a</sup>
50 - 89	1,508 <sup>a</sup>	--	1,508 <sup>a</sup>
90 and more	**	--	**
Mauricie	1,212 <sup>a</sup>	**	1,211 <sup>a</sup>
10 - 49	1,119 <sup>a</sup>	**	1,118 <sup>a</sup>
50 - 89	1,271 <sup>a</sup>	--	1,271 <sup>a</sup>
90 and more	1,268 <sup>a</sup>	--	1,268 <sup>a</sup>
Montréal	1,441 <sup>a</sup>	**	1,444 <sup>a</sup>
10 - 49	1,249 <sup>a</sup>	**	1,261 <sup>a</sup>
50 - 89	1,369 <sup>a</sup>	**	1,370 <sup>a</sup>
90 and more	1,621 <sup>a</sup>	--	1,621 <sup>a</sup>
Nord-du-Québec Rural	--	--	--
10 - 49	--	--	--
50 - 89	--	--	--
90 and more	--	--	--
Outaouais Rural	1,194 <sup>a</sup>	--	1,194 <sup>a</sup>
10 - 49	1,100 <sup>a</sup>	--	1,100 <sup>a</sup>
50 - 89	**	--	**
90 and more	--	--	--

continued

The following letter codes are used to indicate the reliability of the estimates:

a – Excellent, b – Very good, c – Good, d – Fair (Use with Caution)

\*\* Suppressed to protect confidentiality ++ Not statistically reliable -- No units exist in universe for this category

**O3.2.2 Average Rents (\$) of Standard Room Spaces  
by Structure Size and Unit Type  
Quebec**

Centre	Private Rooms	Semi-Private Rooms	Total
Saguenay–Lac-Saint-Jean	1,252 a	**	1,249 a
10 - 49	1,100 a	**	1,101 a
50 - 89	1,307 a	**	1,287 a
90 and more	1,347 a	--	1,347 a
<b>Province of Quebec</b>	<b>1,419 a</b>	<b>2,032 a</b>	<b>1,426 a</b>
10 - 49	1,264 a	1,358 a	1,265 a
50 - 89	1,371 a	1,224 a	1,370 a
90 and more	1,569 a	2,773 a	1,585 a

The following letter codes are used to indicate the reliability of the estimates:

a – Excellent, b – Very good, c – Good, d – Fair (Use with Caution)

\*\* Suppressed to protect confidentiality ++ Not statistically reliable -- No units exist in universe for this category

### O3.3 Average Rents (\$) of Standard Spaces by Date Opened and Unit Type Québec

Centre	Private Rooms		Semi-Private Rooms		Bachelor		One-Bedroom		Two-Bedroom		Total	
	2011	2012	2011	2012	2011	2012	2011	2012	2011	2012	2011	2012
Gatineau CMA	1,639 <sup>a</sup>	1,623 <sup>a</sup>	--	--	1,584 <sup>a</sup>	1,587 <sup>a</sup>	1,876 <sup>a</sup>	1,830 <sup>a</sup>	2,007 <sup>a</sup>	1,874 <sup>a</sup>	1,778 <sup>a</sup>	1,746 <sup>a</sup>
Before 1990	1,626 <sup>a</sup>	1,672 <sup>a</sup>	--	--	**	**	**	**	**	**	1,608 <sup>a</sup>	1,728 <sup>a</sup>
1990-1999	1,405 <sup>a</sup>	1,498 <sup>a</sup>	--	--	**	--	**	**	**	**	1,706 <sup>a</sup>	1,352 <sup>a</sup>
2000 or after	2,013 <sup>a</sup>	**	--	--	1,583 <sup>a</sup>	1,569 <sup>a</sup>	1,853 <sup>a</sup>	1,824 <sup>a</sup>	2,017 <sup>a</sup>	1,964 <sup>a</sup>	1,829 <sup>a</sup>	1,787 <sup>a</sup>
Montréal CMA	1,691 <sup>a</sup>	1,667 <sup>a</sup>	2,024 <sup>a</sup>	2,777 <sup>a</sup>	1,276 <sup>a</sup>	1,273 <sup>a</sup>	1,470 <sup>a</sup>	1,421 <sup>a</sup>	1,953 <sup>a</sup>	2,006 <sup>a</sup>	1,561 <sup>a</sup>	1,549 <sup>a</sup>
Before 1990	1,557 <sup>a</sup>	1,800 <sup>a</sup>	2,176 <sup>a</sup>	2,847 <sup>a</sup>	1,109 <sup>a</sup>	1,132 <sup>a</sup>	1,419 <sup>a</sup>	1,337 <sup>a</sup>	1,701 <sup>a</sup>	1,687 <sup>a</sup>	1,408 <sup>a</sup>	1,462 <sup>a</sup>
1990-1999	1,477 <sup>a</sup>	1,404 <sup>a</sup>	**	**	1,694 <sup>a</sup>	1,311 <sup>a</sup>	1,635 <sup>a</sup>	1,438 <sup>a</sup>	2,092 <sup>a</sup>	1,863 <sup>a</sup>	1,623 <sup>a</sup>	1,447 <sup>a</sup>
2000 or after	2,017 <sup>a</sup>	1,723 <sup>a</sup>	**	**	1,341 <sup>a</sup>	1,399 <sup>a</sup>	1,459 <sup>a</sup>	1,467 <sup>a</sup>	2,042 <sup>a</sup>	2,152 <sup>a</sup>	1,651 <sup>a</sup>	1,642 <sup>a</sup>
Island of Montréal	1,885 <sup>a</sup>	1,869 <sup>a</sup>	1,829 <sup>a</sup>	2,722 <sup>a</sup>	1,280 <sup>a</sup>	1,243 <sup>a</sup>	1,506 <sup>a</sup>	1,429 <sup>a</sup>	2,091 <sup>a</sup>	2,140 <sup>a</sup>	1,612 <sup>a</sup>	1,570 <sup>a</sup>
Before 1990	1,773 <sup>a</sup>	2,228 <sup>a</sup>	**	**	1,052 <sup>a</sup>	977 <sup>a</sup>	1,400 <sup>a</sup>	1,321 <sup>a</sup>	1,633 <sup>a</sup>	1,595 <sup>a</sup>	1,382 <sup>a</sup>	1,468 <sup>a</sup>
1990-1999	1,500 <sup>a</sup>	1,292 <sup>a</sup>	**	**	1,972 <sup>a</sup>	1,403 <sup>a</sup>	1,744 <sup>a</sup>	1,457 <sup>a</sup>	2,289 <sup>a</sup>	1,965 <sup>a</sup>	1,755 <sup>a</sup>	1,455 <sup>a</sup>
2000 or after	2,259 <sup>a</sup>	1,764 <sup>a</sup>	**	--	1,359 <sup>a</sup>	1,469 <sup>a</sup>	1,490 <sup>a</sup>	1,489 <sup>a</sup>	2,290 <sup>a</sup>	2,455 <sup>a</sup>	1,726 <sup>a</sup>	1,688 <sup>a</sup>
Vaudreuil-Soulanges	1,639 <sup>a</sup>	1,642 <sup>a</sup>	--	--	**	**	**	**	**	**	1,612 <sup>a</sup>	1,608 <sup>a</sup>
Before 1990	**	**	--	--	**	**	**	**	**	**	**	**
1990-1999	1,639 <sup>a</sup>	**	--	--	--	--	--	--	--	--	1,639 <sup>a</sup>	**
2000 or after	**	--	--	--	**	**	**	**	**	**	**	**
Laval-North Shore	1,454 <sup>a</sup>	1,469 <sup>a</sup>	**	**	1,146 <sup>a</sup>	1,157 <sup>a</sup>	1,382 <sup>a</sup>	1,375 <sup>a</sup>	1,819 <sup>a</sup>	1,898 <sup>a</sup>	1,460 <sup>a</sup>	1,502 <sup>a</sup>
Before 1990	1,375 <sup>a</sup>	1,378 <sup>a</sup>	**	**	1,020 <sup>a</sup>	967 <sup>a</sup>	1,373 <sup>a</sup>	1,249 <sup>a</sup>	1,751 <sup>a</sup>	1,723 <sup>a</sup>	1,377 <sup>a</sup>	1,358 <sup>a</sup>
1990-1999	1,414 <sup>a</sup>	1,421 <sup>a</sup>	--	--	923 <sup>a</sup>	1,015 <sup>a</sup>	1,259 <sup>a</sup>	1,210 <sup>a</sup>	1,582 <sup>a</sup>	1,561 <sup>a</sup>	1,368 <sup>a</sup>	1,366 <sup>a</sup>
2000 or after	1,626 <sup>a</sup>	1,625 <sup>a</sup>	--	**	1,270 <sup>a</sup>	1,347 <sup>a</sup>	1,401 <sup>a</sup>	1,461 <sup>a</sup>	1,867 <sup>a</sup>	1,990 <sup>a</sup>	1,540 <sup>a</sup>	1,624 <sup>a</sup>
South Shore	1,647 <sup>a</sup>	1,594 <sup>a</sup>	**	**	1,395 <sup>a</sup>	1,443 <sup>a</sup>	1,503 <sup>a</sup>	1,474 <sup>a</sup>	1,926 <sup>a</sup>	1,934 <sup>a</sup>	1,583 <sup>a</sup>	1,571 <sup>a</sup>
Before 1990	1,470 <sup>a</sup>	1,487 <sup>a</sup>	**	**	1,380 <sup>a</sup>	1,707 <sup>a</sup>	1,527 <sup>a</sup>	1,512 <sup>a</sup>	1,773 <sup>a</sup>	1,880 <sup>a</sup>	1,509 <sup>a</sup>	1,600 <sup>a</sup>
1990-1999	1,483 <sup>a</sup>	1,509 <sup>a</sup>	--	--	1,416 <sup>a</sup>	1,258 <sup>a</sup>	1,515 <sup>a</sup>	1,564 <sup>a</sup>	**	2,009 <sup>a</sup>	1,527 <sup>a</sup>	1,510 <sup>a</sup>
2000 or after	1,914 <sup>a</sup>	1,808 <sup>a</sup>	--	--	1,398 <sup>a</sup>	1,275 <sup>a</sup>	1,482 <sup>a</sup>	1,422 <sup>a</sup>	1,941 <sup>a</sup>	1,940 <sup>a</sup>	1,656 <sup>a</sup>	1,572 <sup>a</sup>
Québec CMA	1,606 <sup>a</sup>	1,660 <sup>a</sup>	1,681 <sup>a</sup>	**	1,415 <sup>a</sup>	1,119 <sup>a</sup>	1,574 <sup>a</sup>	1,586 <sup>a</sup>	1,817 <sup>a</sup>	1,925 <sup>a</sup>	1,590 <sup>a</sup>	1,604 <sup>a</sup>
Before 1990	1,555 <sup>a</sup>	1,571 <sup>a</sup>	**	**	1,491 <sup>a</sup>	1,051 <sup>a</sup>	1,691 <sup>a</sup>	1,694 <sup>a</sup>	1,865 <sup>a</sup>	1,994 <sup>a</sup>	1,620 <sup>a</sup>	1,577 <sup>a</sup>
1990-1999	1,622 <sup>a</sup>	1,676 <sup>a</sup>	**	--	1,333 <sup>a</sup>	1,117 <sup>a</sup>	1,436 <sup>a</sup>	1,458 <sup>a</sup>	1,571 <sup>a</sup>	1,679 <sup>a</sup>	1,481 <sup>a</sup>	1,527 <sup>a</sup>
2000 or after	1,833 <sup>a</sup>	1,945 <sup>a</sup>	**	--	1,399 <sup>a</sup>	1,244 <sup>a</sup>	1,554 <sup>a</sup>	1,557 <sup>a</sup>	1,878 <sup>a</sup>	1,969 <sup>a</sup>	1,641 <sup>a</sup>	1,688 <sup>a</sup>
Saguenay CMA	1,213 <sup>a</sup>	1,178 <sup>a</sup>	--	--	1,177 <sup>a</sup>	1,026 <sup>a</sup>	1,594 <sup>a</sup>	1,445 <sup>a</sup>	1,907 <sup>a</sup>	1,849 <sup>a</sup>	1,378 <sup>a</sup>	1,323 <sup>a</sup>
Before 1990	1,122 <sup>a</sup>	1,287 <sup>a</sup>	--	--	**	**	**	**	--	--	1,139 <sup>a</sup>	1,288 <sup>a</sup>
1990-1999	1,177 <sup>a</sup>	1,155 <sup>a</sup>	--	--	1,175 <sup>a</sup>	1,080 <sup>a</sup>	1,596 <sup>a</sup>	1,440 <sup>a</sup>	**	1,829 <sup>a</sup>	1,384 <sup>a</sup>	1,312 <sup>a</sup>
2000 or after	1,439 <sup>a</sup>	1,011 <sup>a</sup>	--	--	**	**	1,595 <sup>a</sup>	1,451 <sup>a</sup>	**	1,869 <sup>a</sup>	1,497 <sup>a</sup>	1,352 <sup>a</sup>
Sherbrooke CMA	1,223 <sup>a</sup>	1,189 <sup>a</sup>	--	--	1,156 <sup>a</sup>	1,240 <sup>a</sup>	1,294 <sup>a</sup>	1,371 <sup>a</sup>	1,635 <sup>a</sup>	1,526 <sup>a</sup>	1,284 <sup>a</sup>	1,298 <sup>a</sup>
Before 1990	1,145 <sup>a</sup>	1,141 <sup>a</sup>	--	--	983 <sup>a</sup>	1,042 <sup>a</sup>	1,217 <sup>a</sup>	1,280 <sup>a</sup>	**	**	1,185 <sup>a</sup>	1,210 <sup>a</sup>
1990-1999	1,376 <sup>a</sup>	1,277 <sup>a</sup>	--	--	**	**	1,372 <sup>a</sup>	**	**	**	1,365 <sup>a</sup>	1,388 <sup>a</sup>
2000 or after	1,369 <sup>a</sup>	1,274 <sup>a</sup>	--	--	1,229 <sup>a</sup>	1,263 <sup>a</sup>	1,322 <sup>a</sup>	1,418 <sup>a</sup>	1,636 <sup>a</sup>	1,425 <sup>a</sup>	1,375 <sup>a</sup>	1,357 <sup>a</sup>
Trois-Rivières CMA	1,214 <sup>a</sup>	1,294 <sup>a</sup>	**	**	1,173 <sup>a</sup>	1,263 <sup>a</sup>	1,405 <sup>a</sup>	1,544 <sup>a</sup>	1,642 <sup>a</sup>	1,734 <sup>a</sup>	1,308 <sup>a</sup>	1,415 <sup>a</sup>
Before 1990	1,030 <sup>a</sup>	1,137 <sup>a</sup>	**	**	1,355 <sup>a</sup>	**	1,354 <sup>a</sup>	1,462 <sup>a</sup>	**	**	1,211 <sup>a</sup>	1,290 <sup>a</sup>
19120-1999	1,336 <sup>a</sup>	1,326 <sup>a</sup>	--	--	1,178 <sup>a</sup>	1,168 <sup>a</sup>	1,409 <sup>a</sup>	1,397 <sup>a</sup>	1,621 <sup>a</sup>	1,663 <sup>a</sup>	1,340 <sup>a</sup>	1,350 <sup>a</sup>
2000 or after	**	1,466 <sup>a</sup>	--	--	1,117 <sup>a</sup>	1,386 <sup>a</sup>	1,453 <sup>a</sup>	1,894 <sup>a</sup>	1,915 <sup>a</sup>	2,193 <sup>a</sup>	1,307 <sup>a</sup>	1,648 <sup>a</sup>
Abitibi-Témiscamingue	1,330 <sup>a</sup>	1,417 <sup>a</sup>	**	**	--	**	**	1,787 <sup>a</sup>	**	**	1,330 <sup>a</sup>	1,507 <sup>a</sup>
Before 1990	1,347 <sup>a</sup>	1,732 <sup>a</sup>	**	**	--	**	--	**	--	--	1,335 <sup>a</sup>	1,723 <sup>a</sup>
1990-1999	1,179 <sup>a</sup>	1,199 <sup>a</sup>	**	**	--	--	**	**	--	--	1,162 <sup>a</sup>	1,182 <sup>a</sup>
2000 or after	1,427 <sup>a</sup>	1,337 <sup>a</sup>	--	--	--	**	**	**	**	**	1,445 <sup>a</sup>	1,554 <sup>a</sup>
Bas-Saint-Laurent	1,240 <sup>a</sup>	1,226 <sup>a</sup>	**	--	1,232 <sup>a</sup>	1,305 <sup>a</sup>	1,272 <sup>a</sup>	1,337 <sup>a</sup>	1,479 <sup>a</sup>	1,440 <sup>a</sup>	1,254 <sup>a</sup>	1,260 <sup>a</sup>
Before 1990	1,166 <sup>a</sup>	1,009 <sup>a</sup>	**	--	**	**	**	**	**	**	1,191 <sup>a</sup>	1,078 <sup>a</sup>
1990-1999	1,257 <sup>a</sup>	1,305 <sup>a</sup>	--	--	1,418 <sup>a</sup>	**	1,323 <sup>a</sup>	1,499 <sup>a</sup>	**	**	1,273 <sup>a</sup>	1,330 <sup>a</sup>
2000 or after	1,321 <sup>a</sup>	1,327 <sup>a</sup>	**	--	1,113 <sup>a</sup>	1,013 <sup>a</sup>	1,273 <sup>a</sup>	1,381 <sup>a</sup>	1,618 <sup>a</sup>	1,624 <sup>a</sup>	1,299 <sup>a</sup>	1,358 <sup>a</sup>

continued

The following letter codes are used to indicate the reliability of the estimates:

a – Excellent, b – Very good, c – Good, d – Fair (Use with Caution)

\*\* Suppressed to protect confidentiality ++ Not statistically reliable -- No units exist in universe for this category

### O3.3 Average Rents (\$) of Standard Spaces by Date Opened and Unit Type Québec

Centre	Private Rooms		Semi-Private Rooms		Bachelor		One-Bedroom		Two-Bedroom		Total	
	2011	2012	2011	2012	2011	2012	2011	2012	2011	2012	2011	2012
Capitale-Nationale Rural	1,109 <sup>a</sup>	1,113 <sup>a</sup>	--	**	**	**	1,316 <sup>a</sup>	1,579 <sup>a</sup>	**	2,028 <sup>a</sup>	1,245 <sup>a</sup>	1,438 <sup>a</sup>
Before 1990	1,032 <sup>a</sup>	1,077 <sup>a</sup>	--	**	**	**	**	--	--	--	1,133 <sup>a</sup>	1,156 <sup>a</sup>
1990-1999	1,157 <sup>a</sup>	1,078 <sup>a</sup>	--	--	**	--	**	**	--	--	1,141 <sup>a</sup>	1,083 <sup>a</sup>
2000 or after	1,268 <sup>a</sup>	1,259 <sup>a</sup>	--	--	**	**	**	1,588 <sup>a</sup>	--	2,028 <sup>a</sup>	1,397 <sup>a</sup>	1,668 <sup>a</sup>
Centre-du-Québec	1,107 <sup>a</sup>	1,104 <sup>a</sup>	--	--	1,231 <sup>a</sup>	1,193 <sup>a</sup>	1,290 <sup>a</sup>	1,354 <sup>a</sup>	1,688 <sup>a</sup>	1,646 <sup>a</sup>	1,253 <sup>a</sup>	1,246 <sup>a</sup>
Before 1990	1,123 <sup>a</sup>	1,119 <sup>a</sup>	--	--	1,040 <sup>a</sup>	990 <sup>a</sup>	1,162 <sup>a</sup>	1,281 <sup>a</sup>	**	**	1,144 <sup>a</sup>	1,155 <sup>a</sup>
1990-1999	1,053 <sup>a</sup>	1,092 <sup>a</sup>	--	--	1,186 <sup>a</sup>	**	**	1,245 <sup>a</sup>	**	**	1,124 <sup>a</sup>	1,118 <sup>a</sup>
2000 or after	**	**	--	--	1,317 <sup>a</sup>	1,270 <sup>a</sup>	1,318 <sup>a</sup>	1,393 <sup>a</sup>	1,767 <sup>a</sup>	1,697 <sup>a</sup>	1,450 <sup>a</sup>	1,421 <sup>a</sup>
Chaudière-Appalaches	1,217 <sup>a</sup>	1,192 <sup>a</sup>	**	**	1,183 <sup>a</sup>	1,198 <sup>a</sup>	1,501 <sup>a</sup>	1,457 <sup>a</sup>	1,639 <sup>a</sup>	1,546 <sup>a</sup>	1,312 <sup>a</sup>	1,276 <sup>a</sup>
Before 1990	1,144 <sup>a</sup>	1,176 <sup>a</sup>	**	**	1,149 <sup>a</sup>	1,238 <sup>a</sup>	1,408 <sup>a</sup>	1,619 <sup>a</sup>	1,895 <sup>a</sup>	**	1,253 <sup>a</sup>	1,320 <sup>a</sup>
1990-1999	1,215 <sup>a</sup>	1,184 <sup>a</sup>	**	**	1,259 <sup>a</sup>	1,017 <sup>a</sup>	1,381 <sup>a</sup>	1,172 <sup>a</sup>	1,270 <sup>a</sup>	1,198 <sup>a</sup>	1,253 <sup>a</sup>	1,176 <sup>a</sup>
2000 or after	1,571 <sup>a</sup>	1,306 <sup>a</sup>	--	--	1,224 <sup>a</sup>	1,218 <sup>a</sup>	1,783 <sup>a</sup>	1,452 <sup>a</sup>	2,145 <sup>a</sup>	1,700 <sup>a</sup>	1,652 <sup>a</sup>	1,401 <sup>a</sup>
Côte-Nord	**	**	--	**	--	**	**	1,679 <sup>a</sup>	**	2,140 <sup>a</sup>	1,318 <sup>a</sup>	1,601 <sup>a</sup>
Before 1990	--	--	--	--	--	--	--	--	--	--	--	--
1990-1999	**	--	--	**	--	--	**	**	**	**	**	**
2000 or after	**	**	--	--	--	**	**	**	**	**	**	1,747 <sup>a</sup>
Estrie Rural	1,207 <sup>a</sup>	1,248 <sup>a</sup>	**	--	1,390 <sup>a</sup>	1,412 <sup>a</sup>	1,319 <sup>a</sup>	1,416 <sup>a</sup>	1,431 <sup>a</sup>	1,511 <sup>a</sup>	1,240 <sup>a</sup>	1,302 <sup>a</sup>
Before 1990	1,232 <sup>a</sup>	1,219 <sup>a</sup>	**	--	**	**	**	1,147 <sup>a</sup>	**	--	1,241 <sup>a</sup>	1,227 <sup>a</sup>
1990-1999	1,152 <sup>a</sup>	1,214 <sup>a</sup>	**	--	**	**	**	**	**	**	1,115 <sup>a</sup>	1,166 <sup>a</sup>
2000 or after	1,214 <sup>a</sup>	1,317 <sup>a</sup>	--	--	1,162 <sup>a</sup>	**	1,429 <sup>a</sup>	1,519 <sup>a</sup>	1,651 <sup>a</sup>	1,682 <sup>a</sup>	1,319 <sup>a</sup>	1,428 <sup>a</sup>
Gaspésie-Îles-de-la-Madeleine	1,224 <sup>a</sup>	1,333 <sup>a</sup>	--	--	**	**	1,325 <sup>a</sup>	1,469 <sup>a</sup>	--	--	1,236 <sup>a</sup>	1,352 <sup>a</sup>
Before 1990	1,260 <sup>a</sup>	1,226 <sup>a</sup>	--	--	--	**	**	**	--	--	1,264 <sup>a</sup>	1,304 <sup>a</sup>
1990-1999	1,164 <sup>a</sup>	1,208 <sup>a</sup>	--	--	**	--	**	**	--	--	1,204 <sup>a</sup>	1,243 <sup>a</sup>
2000 or after	1,236 <sup>a</sup>	1,495 <sup>a</sup>	--	--	--	--	**	--	--	--	1,236 <sup>a</sup>	1,495 <sup>a</sup>
Lanaudière	1,339 <sup>a</sup>	1,216 <sup>a</sup>	--	**	1,306 <sup>a</sup>	1,290 <sup>a</sup>	1,417 <sup>a</sup>	1,351 <sup>a</sup>	1,626 <sup>a</sup>	1,573 <sup>a</sup>	1,400 <sup>a</sup>	1,322 <sup>a</sup>
Before 1990	1,427 <sup>a</sup>	1,221 <sup>a</sup>	--	**	**	**	**	1,517 <sup>a</sup>	--	**	1,411 <sup>a</sup>	1,324 <sup>a</sup>
1990-1999	1,256 <sup>a</sup>	1,196 <sup>a</sup>	--	--	1,325 <sup>a</sup>	1,106 <sup>a</sup>	1,478 <sup>a</sup>	1,282 <sup>a</sup>	1,679 <sup>a</sup>	1,606 <sup>a</sup>	1,410 <sup>a</sup>	1,275 <sup>a</sup>
2000 or after	1,188 <sup>a</sup>	1,264 <sup>a</sup>	--	--	1,262 <sup>a</sup>	**	1,373 <sup>a</sup>	1,387 <sup>a</sup>	1,580 <sup>a</sup>	1,532 <sup>a</sup>	1,381 <sup>a</sup>	1,388 <sup>a</sup>
Laurentides	1,377 <sup>a</sup>	1,432 <sup>a</sup>	**	**	1,359 <sup>a</sup>	1,304 <sup>a</sup>	1,273 <sup>a</sup>	1,312 <sup>a</sup>	1,612 <sup>a</sup>	1,948 <sup>a</sup>	1,368 <sup>a</sup>	1,431 <sup>a</sup>
Before 1990	1,308 <sup>a</sup>	1,392 <sup>a</sup>	--	**	**	--	--	--	--	--	1,328 <sup>a</sup>	1,391 <sup>a</sup>
1990-1999	1,352 <sup>a</sup>	1,463 <sup>a</sup>	**	--	1,036 <sup>a</sup>	1,138 <sup>a</sup>	1,207 <sup>a</sup>	1,293 <sup>a</sup>	**	**	1,316 <sup>a</sup>	1,417 <sup>a</sup>
2000 or after	1,587 <sup>a</sup>	1,407 <sup>a</sup>	--	--	**	**	1,325 <sup>a</sup>	1,327 <sup>a</sup>	**	**	1,474 <sup>a</sup>	1,482 <sup>a</sup>
Mauricie	1,232 <sup>a</sup>	1,212 <sup>a</sup>	--	**	1,107 <sup>a</sup>	1,062 <sup>a</sup>	1,344 <sup>a</sup>	1,241 <sup>a</sup>	1,888 <sup>a</sup>	1,821 <sup>a</sup>	1,257 <sup>a</sup>	1,223 <sup>a</sup>
Before 1990	1,386 <sup>a</sup>	1,291 <sup>a</sup>	--	--	**	**	**	**	**	**	1,395 <sup>a</sup>	1,325 <sup>a</sup>
1990-1999	1,150 <sup>a</sup>	1,198 <sup>a</sup>	--	**	**	**	**	**	**	**	1,166 <sup>a</sup>	1,202 <sup>a</sup>
2000 or after	1,165 <sup>a</sup>	1,024 <sup>a</sup>	--	--	**	**	**	1,157 <sup>a</sup>	**	1,782 <sup>a</sup>	1,267 <sup>a</sup>	1,158 <sup>a</sup>
Montréal	1,353 <sup>a</sup>	1,441 <sup>a</sup>	1,502 <sup>a</sup>	**	1,312 <sup>a</sup>	1,408 <sup>a</sup>	1,303 <sup>a</sup>	1,401 <sup>a</sup>	1,513 <sup>a</sup>	1,642 <sup>a</sup>	1,350 <sup>a</sup>	1,447 <sup>a</sup>
Before 1990	1,268 <sup>a</sup>	1,367 <sup>a</sup>	**	**	1,340 <sup>a</sup>	1,416 <sup>a</sup>	1,210 <sup>a</sup>	1,346 <sup>a</sup>	1,218 <sup>a</sup>	1,228 <sup>a</sup>	1,258 <sup>a</sup>	1,362 <sup>a</sup>
1990-1999	1,365 <sup>a</sup>	1,405 <sup>a</sup>	**	--	1,476 <sup>a</sup>	1,464 <sup>a</sup>	1,379 <sup>a</sup>	1,422 <sup>a</sup>	**	1,664 <sup>a</sup>	1,385 <sup>a</sup>	1,425 <sup>a</sup>
2000 or after	1,516 <sup>a</sup>	1,728 <sup>a</sup>	--	**	1,171 <sup>a</sup>	1,245 <sup>a</sup>	1,331 <sup>a</sup>	1,429 <sup>a</sup>	1,579 <sup>a</sup>	1,702 <sup>a</sup>	1,404 <sup>a</sup>	1,575 <sup>a</sup>
Nord-du-Québec Rural	--	--	--	--	**	**	**	**	--	--	**	**
Before 1990	--	--	--	--	--	--	--	--	--	--	--	--
1990-1999	--	--	--	--	--	--	**	**	--	--	**	**
2000 or after	--	--	--	--	**	**	**	**	--	--	**	**
Outaouais Rural	1,148 <sup>a</sup>	1,194 <sup>a</sup>	--	--	**	**	**	**	**	**	1,346 <sup>a</sup>	1,345 <sup>a</sup>
Before 1990	**	**	--	--	--	--	--	--	--	--	**	**
1990-1999	**	**	--	--	--	--	--	--	--	--	**	**
2000 or after	1,154 <sup>a</sup>	1,244 <sup>a</sup>	--	--	**	**	**	**	**	**	1,432 <sup>a</sup>	1,416 <sup>a</sup>

continued

The following letter codes are used to indicate the reliability of the estimates:

a – Excellent, b – Very good, c – Good, d – Fair (Use with Caution)

\*\* Suppressed to protect confidentiality ++ Not statistically reliable -- No units exist in universe for this category

### O3.3 Average Rents (\$) of Standard Spaces by Date Opened and Unit Type Québec

Centre	Private Rooms		Semi-Private Rooms		Bachelor		One-Bedroom		Two-Bedroom		Total	
	2011	2012	2011	2012	2011	2012	2011	2012	2011	2012	2011	2012
Saguenay-Lac-Saint-Jean	1,184 a	1,252 a	**	**	1,163 a	1,030 a	1,239 a	1,389 a	1,562 a	1,647 a	1,198 a	1,275 a
Before 1990	1,261 a	1,355 a	**	**	--	--	**	**	--	--	1,242 a	1,243 a
1990-1999	1,146 a	1,228 a	--	--	1,282 a	1,011 a	1,346 a	1,461 a	**	**	1,215 a	1,249 a
2000 or after	1,205 a	1,247 a	--	--	1,010 a	**	1,207 a	**	**	**	1,155 a	1,317 a
<b>Province of Quebec</b>	<b>1,410 a</b>	<b>1,419 a</b>	<b>1,612 a</b>	<b>2,032 a</b>	<b>1,286 a</b>	<b>1,263 a</b>	<b>1,469 a</b>	<b>1,457 a</b>	<b>1,855 a</b>	<b>1,902 a</b>	<b>1,466 a</b>	<b>1,475 a</b>
Before 1990	1,351 a	1,439 a	1,598 a	2,386 a	1,185 a	1,161 a	1,435 a	1,420 a	1,690 a	1,706 a	1,377 a	1,418 a
1990-1999	1,319 a	1,326 a	1,712 a	1,075 a	1,378 a	1,237 a	1,509 a	1,406 a	1,765 a	1,673 a	1,409 a	1,360 a
2000 or after	1,694 a	1,548 a	**	**	1,316 a	1,363 a	1,473 a	1,495 a	1,935 a	2,015 a	1,579 a	1,591 a

The following letter codes are used to indicate the reliability of the estimates:

a – Excellent, b – Very good, c – Good, d – Fair (Use with Caution)

\*\* Suppressed to protect confidentiality ++ Not statistically reliable -- No units exist in universe for this category

### O3.4 Average Rents (\$) of Standard Apartment Spaces by Meal Services and Unit Type Quebec

Centre	Bachelor		One-Bedroom		Two-Bedroom		Total	
	2011	2012	2011	2012	2011	2012	2011	2012
Gatineau CMA	1,584 <sup>a</sup>	1,587 <sup>a</sup>	1,876 <sup>a</sup>	1,830 <sup>a</sup>	2,007 <sup>a</sup>	1,874 <sup>a</sup>	1,820 <sup>a</sup>	1,781 <sup>a</sup>
No meals included in rent	1,346 <sup>a</sup>	1,237 <sup>a</sup>	1,596 <sup>a</sup>	1,575 <sup>a</sup>	1,967 <sup>a</sup>	1,890 <sup>a</sup>	1,654 <sup>a</sup>	1,617 <sup>a</sup>
At least one meal included in rent	1,707 <sup>a</sup>	1,750 <sup>a</sup>	2,260 <sup>a</sup>	2,232 <sup>a</sup>	2,113 <sup>a</sup>	1,841 <sup>a</sup>	2,016 <sup>a</sup>	1,987 <sup>a</sup>
Montréal CMA	1,276 <sup>a</sup>	1,273 <sup>a</sup>	1,470 <sup>a</sup>	1,421 <sup>a</sup>	1,953 <sup>a</sup>	2,006 <sup>a</sup>	1,523 <sup>a</sup>	1,511 <sup>a</sup>
No meals included in rent	1,076 <sup>a</sup>	1,153 <sup>a</sup>	1,373 <sup>a</sup>	1,370 <sup>a</sup>	1,855 <sup>a</sup>	1,980 <sup>a</sup>	1,428 <sup>a</sup>	1,474 <sup>a</sup>
At least one meal included in rent	1,483 <sup>a</sup>	1,497 <sup>a</sup>	1,678 <sup>a</sup>	1,593 <sup>a</sup>	2,209 <sup>a</sup>	2,166 <sup>a</sup>	1,697 <sup>a</sup>	1,630 <sup>a</sup>
Island of Montréal	1,280 <sup>a</sup>	1,243 <sup>a</sup>	1,506 <sup>a</sup>	1,429 <sup>a</sup>	2,091 <sup>a</sup>	2,140 <sup>a</sup>	1,547 <sup>a</sup>	1,501 <sup>a</sup>
No meals included in rent	1,091 <sup>a</sup>	1,046 <sup>a</sup>	1,374 <sup>a</sup>	1,348 <sup>a</sup>	1,916 <sup>a</sup>	2,058 <sup>a</sup>	1,410 <sup>a</sup>	1,417 <sup>a</sup>
At least one meal included in rent	1,513 <sup>a</sup>	1,607 <sup>a</sup>	1,783 <sup>a</sup>	1,657 <sup>a</sup>	2,481 <sup>a</sup>	2,583 <sup>a</sup>	1,798 <sup>a</sup>	1,732 <sup>a</sup>
Vaudreuil-Soulanges	**	**	**	**	**	**	**	**
No meals included in rent	**	**	**	**	**	**	**	**
At least one meal included in rent	**	**	**	**	**	**	**	**
Laval-North Shore	1,146 <sup>a</sup>	1,157 <sup>a</sup>	1,382 <sup>a</sup>	1,375 <sup>a</sup>	1,819 <sup>a</sup>	1,898 <sup>a</sup>	1,461 <sup>a</sup>	1,495 <sup>a</sup>
No meals included in rent	1,033 <sup>a</sup>	1,046 <sup>a</sup>	1,358 <sup>a</sup>	1,357 <sup>a</sup>	1,814 <sup>a</sup>	1,909 <sup>a</sup>	1,440 <sup>a</sup>	1,485 <sup>a</sup>
At least one meal included in rent	1,452 <sup>a</sup>	1,476 <sup>a</sup>	1,497 <sup>a</sup>	1,485 <sup>a</sup>	1,856 <sup>a</sup>	1,812 <sup>a</sup>	1,559 <sup>a</sup>	1,552 <sup>a</sup>
South Shore	1,395 <sup>a</sup>	1,443 <sup>a</sup>	1,503 <sup>a</sup>	1,474 <sup>a</sup>	1,926 <sup>a</sup>	1,934 <sup>a</sup>	1,555 <sup>a</sup>	1,559 <sup>a</sup>
No meals included in rent	1,150 <sup>a</sup>	1,579 <sup>a</sup>	1,432 <sup>a</sup>	1,482 <sup>a</sup>	1,824 <sup>a</sup>	1,977 <sup>a</sup>	1,491 <sup>a</sup>	1,627 <sup>a</sup>
At least one meal included in rent	1,446 <sup>a</sup>	1,246 <sup>a</sup>	1,550 <sup>a</sup>	1,453 <sup>a</sup>	2,007 <sup>a</sup>	1,700 <sup>a</sup>	1,587 <sup>a</sup>	1,392 <sup>a</sup>
Québec CMA	1,415 <sup>a</sup>	1,119 <sup>a</sup>	1,574 <sup>a</sup>	1,586 <sup>a</sup>	1,817 <sup>a</sup>	1,925 <sup>a</sup>	1,585 <sup>a</sup>	1,581 <sup>a</sup>
No meals included in rent	1,273 <sup>a</sup>	958 <sup>a</sup>	1,495 <sup>a</sup>	1,431 <sup>a</sup>	1,759 <sup>a</sup>	1,886 <sup>a</sup>	1,538 <sup>a</sup>	1,475 <sup>a</sup>
At least one meal included in rent	1,477 <sup>a</sup>	1,412 <sup>a</sup>	1,644 <sup>a</sup>	1,850 <sup>a</sup>	1,946 <sup>a</sup>	2,107 <sup>a</sup>	1,627 <sup>a</sup>	1,800 <sup>a</sup>
Saguenay CMA	1,177 <sup>a</sup>	1,026 <sup>a</sup>	1,594 <sup>a</sup>	1,445 <sup>a</sup>	1,907 <sup>a</sup>	1,849 <sup>a</sup>	1,507 <sup>a</sup>	1,406 <sup>a</sup>
No meals included in rent	**	1,016 <sup>a</sup>	**	1,482 <sup>a</sup>	**	1,863 <sup>a</sup>	**	1,461 <sup>a</sup>
At least one meal included in rent	1,160 <sup>a</sup>	1,040 <sup>a</sup>	1,582 <sup>a</sup>	1,329 <sup>a</sup>	1,908 <sup>a</sup>	**	1,477 <sup>a</sup>	1,249 <sup>a</sup>
Sherbrooke CMA	1,156 <sup>a</sup>	1,240 <sup>a</sup>	1,294 <sup>a</sup>	1,371 <sup>a</sup>	1,635 <sup>a</sup>	1,526 <sup>a</sup>	1,333 <sup>a</sup>	1,372 <sup>a</sup>
No meals included in rent	**	1,225 <sup>a</sup>	**	1,372 <sup>a</sup>	**	1,514 <sup>a</sup>	**	1,368 <sup>a</sup>
At least one meal included in rent	1,207 <sup>a</sup>	1,305 <sup>a</sup>	1,300 <sup>a</sup>	1,371 <sup>a</sup>	1,558 <sup>a</sup>	1,598 <sup>a</sup>	1,335 <sup>a</sup>	1,388 <sup>a</sup>
Trois-Rivières CMA	1,173 <sup>a</sup>	1,263 <sup>a</sup>	1,405 <sup>a</sup>	1,544 <sup>a</sup>	1,642 <sup>a</sup>	1,734 <sup>a</sup>	1,336 <sup>a</sup>	1,468 <sup>a</sup>
No meals included in rent	1,074 <sup>a</sup>	1,110 <sup>a</sup>	1,290 <sup>a</sup>	1,346 <sup>a</sup>	1,601 <sup>a</sup>	1,640 <sup>a</sup>	1,279 <sup>a</sup>	1,338 <sup>a</sup>
At least one meal included in rent	1,211 <sup>a</sup>	1,343 <sup>a</sup>	1,454 <sup>a</sup>	1,684 <sup>a</sup>	1,693 <sup>a</sup>	1,923 <sup>a</sup>	1,362 <sup>a</sup>	1,563 <sup>a</sup>
Abitibi-Témiscamingue	--	**	**	1,787 <sup>a</sup>	**	**	**	1,886 <sup>a</sup>
No meals included in rent	--	--	--	--	--	--	--	--
At least one meal included in rent	--	**	**	1,787 <sup>a</sup>	**	**	**	1,886 <sup>a</sup>
Bas-Saint-Laurent	1,232 <sup>a</sup>	1,305 <sup>a</sup>	1,272 <sup>a</sup>	1,337 <sup>a</sup>	1,479 <sup>a</sup>	1,440 <sup>a</sup>	1,289 <sup>a</sup>	1,345 <sup>a</sup>
No meals included in rent	**	**	**	**	**	**	**	**
At least one meal included in rent	1,287 <sup>a</sup>	1,364 <sup>a</sup>	1,308 <sup>a</sup>	1,434 <sup>a</sup>	1,458 <sup>a</sup>	1,416 <sup>a</sup>	1,315 <sup>a</sup>	1,418 <sup>a</sup>
Capitale-Nationale Rural	**	**	1,316 <sup>a</sup>	1,579 <sup>a</sup>	**	2,028 <sup>a</sup>	1,436 <sup>a</sup>	1,711 <sup>a</sup>
No meals included in rent	--	**	--	--	--	--	--	**
At least one meal included in rent	**	**	1,316 <sup>a</sup>	1,579 <sup>a</sup>	**	2,028 <sup>a</sup>	1,436 <sup>a</sup>	1,734 <sup>a</sup>
Centre-du-Québec	1,231 <sup>a</sup>	1,193 <sup>a</sup>	1,290 <sup>a</sup>	1,354 <sup>a</sup>	1,688 <sup>a</sup>	1,646 <sup>a</sup>	1,361 <sup>a</sup>	1,368 <sup>a</sup>
No meals included in rent	**	**	1,215 <sup>a</sup>	**	1,681 <sup>a</sup>	1,716 <sup>a</sup>	1,362 <sup>a</sup>	1,453 <sup>a</sup>
At least one meal included in rent	1,263 <sup>a</sup>	1,193 <sup>a</sup>	1,370 <sup>a</sup>	1,362 <sup>a</sup>	1,701 <sup>a</sup>	1,542 <sup>a</sup>	1,360 <sup>a</sup>	1,324 <sup>a</sup>
Chaudière-Appalaches	1,183 <sup>a</sup>	1,198 <sup>a</sup>	1,501 <sup>a</sup>	1,457 <sup>a</sup>	1,639 <sup>a</sup>	1,546 <sup>a</sup>	1,404 <sup>a</sup>	1,385 <sup>a</sup>
No meals included in rent	**	**	1,064 <sup>a</sup>	**	**	**	1,043 <sup>a</sup>	**
At least one meal included in rent	1,195 <sup>a</sup>	1,202 <sup>a</sup>	1,552 <sup>a</sup>	1,471 <sup>a</sup>	1,710 <sup>a</sup>	1,569 <sup>a</sup>	1,438 <sup>a</sup>	1,397 <sup>a</sup>
Côte-Nord	--	**	**	1,679 <sup>a</sup>	**	2,140 <sup>a</sup>	**	1,769 <sup>a</sup>
No meals included in rent	--	--	--	--	--	--	--	--
At least one meal included in rent	--	**	**	1,679 <sup>a</sup>	**	2,140 <sup>a</sup>	**	1,769 <sup>a</sup>

continued

The following letter codes are used to indicate the reliability of the estimates:

a – Excellent, b – Very good, c – Good, d – Fair (Use with Caution)

\*\* Suppressed to protect confidentiality ++ Not statistically reliable -- No units exist in universe for this category



### O3.4 Average Rents (\$) of Standard Apartment Spaces by Meal Services and Unit Type Quebec

Centre	Bachelor		One-Bedroom		Two-Bedroom		Total	
	2011	2012	2011	2012	2011	2012	2011	2012
Estrie Rural	1,390 <sup>a</sup>	1,412 <sup>a</sup>	1,319 <sup>a</sup>	1,416 <sup>a</sup>	1,431 <sup>a</sup>	1,511 <sup>a</sup>	1,348 <sup>a</sup>	1,431 <sup>a</sup>
No meals included in rent	--	--	**	**	**	**	**	**
At least one meal included in rent	1,390 <sup>a</sup>	1,412 <sup>a</sup>	1,431 <sup>a</sup>	1,380 <sup>a</sup>	1,683 <sup>a</sup>	1,578 <sup>a</sup>	1,464 <sup>a</sup>	1,411 <sup>a</sup>
Gaspésie—Îles-de-la-Madeleine	**	**	1,325 <sup>a</sup>	1,469 <sup>a</sup>	--	--	1,303 <sup>a</sup>	1,453 <sup>a</sup>
No meals included in rent	--	--	--	--	--	--	--	--
At least one meal included in rent	**	**	1,325 <sup>a</sup>	1,469 <sup>a</sup>	--	--	1,303 <sup>a</sup>	1,453 <sup>a</sup>
Lanaudière	1,306 <sup>a</sup>	1,290 <sup>a</sup>	1,417 <sup>a</sup>	1,351 <sup>a</sup>	1,626 <sup>a</sup>	1,573 <sup>a</sup>	1,437 <sup>a</sup>	1,386 <sup>a</sup>
No meals included in rent	**	1,129 <sup>a</sup>	1,403 <sup>a</sup>	1,299 <sup>a</sup>	1,784 <sup>a</sup>	1,486 <sup>a</sup>	1,435 <sup>a</sup>	1,304 <sup>a</sup>
At least one meal included in rent	1,332 <sup>a</sup>	1,445 <sup>a</sup>	1,423 <sup>a</sup>	1,421 <sup>a</sup>	1,572 <sup>a</sup>	1,643 <sup>a</sup>	1,438 <sup>a</sup>	1,480 <sup>a</sup>
Laurentides	1,359 <sup>a</sup>	1,304 <sup>a</sup>	1,273 <sup>a</sup>	1,312 <sup>a</sup>	1,612 <sup>a</sup>	1,948 <sup>a</sup>	1,350 <sup>a</sup>	1,430 <sup>a</sup>
No meals included in rent	**	**	**	1,281 <sup>a</sup>	**	**	**	1,425 <sup>a</sup>
At least one meal included in rent	1,458 <sup>a</sup>	**	1,245 <sup>a</sup>	1,420 <sup>a</sup>	**	**	1,351 <sup>a</sup>	1,442 <sup>a</sup>
Mauricie	1,107 <sup>a</sup>	1,062 <sup>a</sup>	1,344 <sup>a</sup>	1,241 <sup>a</sup>	1,888 <sup>a</sup>	1,821 <sup>a</sup>	1,331 <sup>a</sup>	1,252 <sup>a</sup>
No meals included in rent	--	**	--	**	--	**	--	**
At least one meal included in rent	1,107 <sup>a</sup>	1,025 <sup>a</sup>	1,344 <sup>a</sup>	1,452 <sup>a</sup>	1,888 <sup>a</sup>	1,790 <sup>a</sup>	1,331 <sup>a</sup>	1,316 <sup>a</sup>
Montréal	1,312 <sup>a</sup>	1,408 <sup>a</sup>	1,303 <sup>a</sup>	1,401 <sup>a</sup>	1,513 <sup>a</sup>	1,642 <sup>a</sup>	1,346 <sup>a</sup>	1,453 <sup>a</sup>
No meals included in rent	972	1,200 <sup>a</sup>	1,186 <sup>a</sup>	1,334 <sup>a</sup>	1,503 <sup>a</sup>	1,624 <sup>a</sup>	1,245 <sup>a</sup>	1,404 <sup>a</sup>
At least one meal included in rent	1,447 <sup>a</sup>	1,465 <sup>a</sup>	1,424 <sup>a</sup>	1,480 <sup>a</sup>	1,555 <sup>a</sup>	1,685 <sup>a</sup>	1,444 <sup>a</sup>	1,498 <sup>a</sup>
Nord-du-Québec Rural	**	**	**	**	--	--	**	**
No meals included in rent	--	--	--	--	--	--	--	--
At least one meal included in rent	**	**	**	**	--	--	**	**
Outaouais Rural	**	**	**	**	**	**	**	**
No meals included in rent	--	--	--	--	--	--	--	--
At least one meal included in rent	**	**	**	**	**	**	**	**
Saguenay—Lac-Saint-Jean	1,163 <sup>a</sup>	1,030 <sup>a</sup>	1,239 <sup>a</sup>	1,389 <sup>a</sup>	1,562 <sup>a</sup>	1,647 <sup>a</sup>	1,210 <sup>a</sup>	1,310 <sup>a</sup>
No meals included in rent	**	--	**	**	**	**	**	**
At least one meal included in rent	1,160 <sup>a</sup>	1,030 <sup>a</sup>	1,243 <sup>a</sup>	1,405 <sup>a</sup>	1,558 <sup>a</sup>	1,423 <sup>a</sup>	1,203 <sup>a</sup>	1,274 <sup>a</sup>
<b>Province of Quebec</b>	<b>1,286<sup>a</sup></b>	<b>1,263<sup>a</sup></b>	<b>1,469<sup>a</sup></b>	<b>1,457<sup>a</sup></b>	<b>1,855<sup>a</sup></b>	<b>1,902<sup>a</sup></b>	<b>1,496<sup>a</sup></b>	<b>1,502<sup>a</sup></b>
No meals included in rent	1,105 <sup>a</sup>	1,132 <sup>a</sup>	1,380 <sup>a</sup>	1,379 <sup>a</sup>	1,803 <sup>a</sup>	1,893 <sup>a</sup>	1,432 <sup>a</sup>	1,458 <sup>a</sup>
At least one meal included in rent	1,394 <sup>a</sup>	1,409 <sup>a</sup>	1,575 <sup>a</sup>	1,599 <sup>a</sup>	1,954 <sup>a</sup>	1,935 <sup>a</sup>	1,566 <sup>a</sup>	1,583 <sup>a</sup>

The following letter codes are used to indicate the reliability of the estimates:

a – Excellent, b – Very good, c – Good, d – Fair (Use with Caution)

\*\* Suppressed to protect confidentiality ++ Not statistically reliable -- No units exist in universe for this category

### 04.1 Average Age of Residents by Structure Type Quebec

Centre	Apartment		Room-and-Board		Mixed	
	2011	2012	2011	2012	2011	2012
Gatineau CMA	80 <sup>a</sup>	82 <sup>a</sup>	82 <sup>a</sup>	85 <sup>b</sup>	82 <sup>a</sup>	80 <sup>b</sup>
Montréal CMA	80 <sup>a</sup>	81 <sup>a</sup>	82 <sup>a</sup>	82 <sup>a</sup>	82 <sup>a</sup>	82 <sup>a</sup>
Québec CMA	81 <sup>a</sup>	82 <sup>a</sup>	82 <sup>a</sup>	83 <sup>a</sup>	83 <sup>a</sup>	82 <sup>a</sup>
Saguenay CMA	++	++	83 <sup>a</sup>	82 <sup>a</sup>	81 <sup>a</sup>	82 <sup>a</sup>
Sherbrooke CMA	81 <sup>a</sup>	83 <sup>a</sup>	81 <sup>a</sup>	83 <sup>a</sup>	84 <sup>a</sup>	84 <sup>a</sup>
Trois-Rivières CMA	82 <sup>a</sup>	82 <sup>a</sup>	79 <sup>a</sup>	81 <sup>a</sup>	83 <sup>a</sup>	84 <sup>a</sup>
Abitibi-Témiscamingue	--	--	82 <sup>a</sup>	81 <sup>a</sup>	++	++
Bas-Saint-Laurent	82 <sup>a</sup>	83 <sup>a</sup>	83 <sup>a</sup>	83 <sup>a</sup>	84 <sup>a</sup>	81 <sup>a</sup>
Capitale-Nationale Rural	++	++	82 <sup>a</sup>	84 <sup>a</sup>	++	++
Centre-du-Québec	81 <sup>a</sup>	83 <sup>a</sup>	84 <sup>a</sup>	83 <sup>a</sup>	82 <sup>a</sup>	85 <sup>a</sup>
Chaudière-Appalaches	82 <sup>a</sup>	83 <sup>a</sup>	83 <sup>a</sup>	83 <sup>a</sup>	82 <sup>a</sup>	81 <sup>a</sup>
Côte-Nord	++	++	++	++	++	++
Estrie Rural	82 <sup>a</sup>	82 <sup>a</sup>	84 <sup>a</sup>	83 <sup>a</sup>	85 <sup>a</sup>	83 <sup>a</sup>
Gaspésie-Îles-de-la-Madeleine	++	--	83 <sup>a</sup>	82 <sup>a</sup>	86 <sup>a</sup>	85 <sup>a</sup>
Lanaudière	77 <sup>a</sup>	83 <sup>a</sup>	83 <sup>a</sup>	79 <sup>a</sup>	84 <sup>a</sup>	83 <sup>a</sup>
Laurentides	++	++	81 <sup>a</sup>	81 <sup>a</sup>	83 <sup>a</sup>	83 <sup>a</sup>
Mauricie	++	++	83 <sup>a</sup>	83 <sup>a</sup>	82 <sup>a</sup>	78 <sup>b</sup>
Montérégie	81 <sup>a</sup>	82 <sup>a</sup>	83 <sup>a</sup>	83 <sup>a</sup>	82 <sup>a</sup>	83 <sup>a</sup>
Nord-du-Québec Rural	++	++	--	--	++	++
Outaouais Rural	--	--	86 <sup>a</sup>	85 <sup>a</sup>	++	++
Saguenay-Lac-Saint-Jean	80 <sup>a</sup>	81 <sup>a</sup>	81 <sup>a</sup>	84 <sup>a</sup>	82 <sup>a</sup>	82 <sup>a</sup>
<b>Province of Quebec</b>	<b>81<sup>a</sup></b>	<b>82<sup>a</sup></b>	<b>82<sup>a</sup></b>	<b>83<sup>a</sup></b>	<b>83<sup>a</sup></b>	<b>82<sup>a</sup></b>

The following letter codes are used to indicate the reliability of the estimates:

a – Excellent, b – Very good, c – Good, d – Fair (Use with Caution)

\*\* Suppressed to protect confidentiality ++ Not statistically reliable -- No units exist in universe for this category

## Methodology

Canada Mortgage and Housing Corporation conducts the Seniors' Housing Survey in February and March. This annual survey became national in scope in 2009, covering all centres in each of the ten provinces. Both private and non-profit residences are included in the survey universe. Non-profit residences must have at least one unit that is not subsidized.

To be eligible for inclusion in the 2012 survey results, a residence must:

- ✓ Have been in operation for at least one year, i.e., before January 2011
- ✓ Have at least 10 rental units (Quebec, Ontario, Prairies) or 5 rental units (Atlantic provinces and B.C.)
- ✓ Offer an on-site meal plan
- ✓ Not provide high levels of healthcare (defined as 1.5 hours or more of care per day) to all of their residents. Nursing homes and long-term care homes are examples of residences that were not included in the survey.
- ✓ Offer rental units. Life lease units and owner-occupied units are excluded from this survey.
- ✓ Have at least 50% of residents who are 65 years of age or older.

The Seniors' Housing Survey is a census and not a sample survey, therefore, all seniors' residences in Canada meeting these criteria are included to be part of this survey.

Survey data were obtained through a combination of telephone interviews and fax and email responses. Information was obtained from the owner, manager, or residence administrator. Survey results reflect market conditions at the time of the survey. Survey results have been weighted to adjust for non-responses, to ensure that they are reflective of the universe. The level of statistical reliability is noted in the data tables. For more information on the reliability of the data please click [here](#).

All statistics published, excluding information on new market supply, include only those residences that have been in operation for at least one year.

## Definitions

**Space:** A space is a residential area that is rented out. Examples of spaces include: one half of a semi-private unit, a private or bachelor unit, a one-bedroom unit and a two-bedroom unit. In most cases a space is the same as a unit. The exception is the case where a unit has been divided to rent to multiple residents. Semi-private and ward units are an example of this. Unless otherwise indicated, data for spaces are for all unit types.

**Standard Space:** A space where the resident does not receive high-level care (i.e., the resident receives less than 1.5 hours of care per day.) or is not required to pay an extra amount to receive high-level care. Regional terms for this type of space may vary across the country.

**Heavy Care Space:** A space where the resident is paying an extra amount to receive high-level care (1.5 hours or more of care per day). Examples include Alzheimer, Dementia and mobility support residents.

**Respite Space:** A space used to provide temporary accommodation for a senior who normally lives in another place and not at the residence.

**Non-market or Subsidy Space:** A space where the rent received for the unit is less than market rent or where the resident occupying the unit is subsidized.

**Rent:** Refers to the actual amount a resident pays per month for their accommodation space and all mandatory services. For vacant spaces, the rent is the amount the owner is asking for the space.

**Vacancy:** A space is considered vacant if, at the time of the survey, it is physically unoccupied and available for immediate rental.

**Capture Rate:** The main age group living in seniors' residences are persons aged 75 years and older. Capture rate in a centre is the ratio of the total number of residents living in the survey universe divided by its estimated 75+ population, expressed as a percentage.

### **Acknowledgement**

The Seniors' Housing Survey could not have been conducted without the cooperation of the residence owners and their staff. CMHC acknowledges their time and assistance in providing accurate information. As a result of their contribution, CMHC is able to provide data and analysis that benefits the entire industry.

### **Confidentiality**

All information provide through this survey is kept strictly confidential and only used by CMHC to generate statistics and data sets that do not allow for the identification of individuals, households, businesses or buildings.

## CMHC—HOME TO CANADIANS

Canada Mortgage and Housing Corporation (CMHC) has been Canada's national housing agency for more than 65 years.

Together with other housing stakeholders, we help ensure that the Canadian housing system remains one of the best in the world. We are committed to helping Canadians access a wide choice of quality, environmentally sustainable and affordable housing solutions that will continue to create vibrant and healthy communities and cities across the country.

For more information, visit our website at [www.cmhc.ca](http://www.cmhc.ca)

You can also reach us by phone at 1-800-668-2642 or by fax at 1-800-245-9274.

Outside Canada call 613-748-2003 or fax to 613-748-2016.

Canada Mortgage and Housing Corporation supports the Government of Canada policy on access to information for people with disabilities. If you wish to obtain this publication in alternative formats, call 1-800-668-2642.

The Market Analysis Centre's (MAC) electronic suite of national standardized products is available for free on CMHC's website. You can view, print, download or subscribe to future editions and get market information e-mailed automatically to you the same day it is released. It's quick and convenient! Go to [www.cmhc.ca/housingmarketinformation](http://www.cmhc.ca/housingmarketinformation)

For more information on MAC and the wealth of housing market information available to you, visit us today at [www.cmhc.ca/housingmarketinformation](http://www.cmhc.ca/housingmarketinformation)

To subscribe to priced, printed editions of MAC publications, call 1-800-668-2642.

©2012 Canada Mortgage and Housing Corporation. All rights reserved. CMHC grants reasonable rights of use of this publication's content solely for personal, corporate or public policy research, and educational purposes. This permission consists of the right to use the content for general reference purposes in written analyses and in the reporting of results, conclusions, and forecasts including the citation of limited amounts of supporting data extracted from this publication. Reasonable and limited rights of use are also permitted in commercial publications subject to the above criteria, and CMHC's right to request that such use be discontinued for any reason.

Any use of the publication's content must include the source of the information, including statistical data, acknowledged as follows:

Source: CMHC (or "Adapted from CMHC," if appropriate), name of product, year and date of publication issue.

Other than as outlined above, the content of the publication cannot be reproduced or transmitted to any person or, if acquired by an organization, to users outside the organization. Placing the publication, in whole or part, on a website accessible to the public or on any website accessible to persons not directly employed by the organization is not permitted. To use the content of any CMHC Market Analysis publication for any purpose other than the general reference purposes set out above or to request permission to reproduce large portions of, or entire CMHC Market Analysis publications, please contact: the Canadian Housing Information Centre (CHIC) at [chic@cmhc.ca](mailto:chic@cmhc.ca); 613-748-2367 or 1-800-668-2642.

For permission, please provide CHIC with the following information:

Publication's name, year and date of issue.

Without limiting the generality of the foregoing, no portion of the content may be translated from English or French into any other language without the prior written permission of Canada Mortgage and Housing Corporation.

The information, analyses and opinions contained in this publication are based on various sources believed to be reliable, but their accuracy cannot be guaranteed. The information, analyses and opinions shall not be taken as representations for which Canada Mortgage and Housing Corporation or any of its employees shall incur responsibility.

# Housing market intelligence you can count on

## FREE REPORTS AVAILABLE ON-LINE

- Canadian Housing Statistics
- Housing Information Monthly
- Housing Market Outlook, Canada
- Housing Market Outlook, Highlight Reports – Canada and Regional
- Housing Market Outlook, Major Centres
- Housing Market Tables: Selected South Central Ontario Centres
- Housing Now, Canada
- Housing Now, Major Centres
- Housing Now, Regional
- Monthly Housing Statistics
- Northern Housing Outlook Report
- Preliminary Housing Start Data
- Renovation and Home Purchase Report
- Rental Market Provincial Highlight Reports *Now semi-annual!*
- Rental Market Reports, Major Centres
- Rental Market Statistics *Now semi-annual!*
- Residential Construction Digest, Prairie Centres
- Seniors' Housing Reports

**Get the market intelligence you need today!**

**Click [www.cmhc.ca/housingmarketinformation](http://www.cmhc.ca/housingmarketinformation) to view, download or subscribe.**

CMHC's Market Analysis Centre e-reports provide a wealth of detailed local, provincial, regional and national market information.

- **Forecasts and Analysis –** Future-oriented information about local, regional and national housing trends.
- **Statistics and Data –** Information on current housing market activities — starts, rents, vacancy rates and much more.

## Are you interested in housing research?

Stay up-to-date with the latest housing research findings and events related to sustainable housing and communities, housing conditions and trends, housing finance and more.

**Subscribe Today to CMHC's Housing Research E-Newsletter!**

