

Statistical Report on International Assistance

CIDA * ACIDI

Fiscal Year
2011–2012



© CIDA-ACDI/Roger LeMoyné



Canadian International
Development Agency

Agence canadienne de
développement international

Canada

Statistical Report on International Assistance

Fiscal Year 2011–2012

Contents

Introduction

1	About this report
2	Understanding this report
3	Canadian international assistance by department or source
5	Delivering on Canada's international assistance commitments
5	Muskoka initiative on maternal, newborn, and child health (MNCH)
5	Global Fund to Fight AIDS, Tuberculosis and Malaria (GFATM)
5	Canadian HIV Vaccine Initiative (CHVI)
5	Increasing Food Security
7	Fiscal year 2011–2012 in review
7	Distribution of international assistance by source
7	Geographic distribution of Canadian international assistance
8	Top 20 recipients of Canadian international assistance
9	Canadian humanitarian assistance in 2011–2012

Statistical tables

	Section A: Canadian international assistance
11	A International assistance by government source and channel
	Section B: Canadian international assistance by sector
13	B1 International assistance by channel
17	B2 Humanitarian assistance by country, organization
	Section C: Canadian international assistance by recipient organization
19	C1 Summary of CIDA international assistance by type of organization
20	C2 International assistance by multilateral organization
	Section D: Canadian international assistance by recipient
22	D1 International assistance by channel and continent
24	D2 Bilateral international assistance
28	D3 Multilateral international assistance

Annexes

Technical notes and supplementary statistics

31	Annex 1	Extracts from Canada's report to the OECD-DAC
32	Annex 2	CIDA and EDC loan repayments
34	Annex 3	Canadian federal programs, other official assistance by recipient
35	Annex 4	Abbreviations
37	Annex 5	Glossary

About this report

This is an annual Statistical Report on International Assistance (previously entitled Statistical Report on Official Development) prepared by the Canadian International Development Agency (CIDA) on behalf of the Government of Canada. This report presents a comprehensive and detailed account of Canadian International Assistance in 2011–2012, published in accordance with the *Official Development Assistance Accountability Act* (ODAAA or the Act), which came into force in 2008.

Under the Act, the Minister of International Cooperation is required to issue two key reports on behalf of the government: a summary-level report six months after the end of each fiscal year, and an annual statistical report one year after the end of each fiscal year. In addition to meeting the requirements under the Act, this report provides a single source for international assistance expenditure statistics, including official development assistance (ODA) and other official assistance, for Canada as a whole. This statistical report is only part of the Government of Canada's commitment to transparency. To further, enhance the efficiency and accountability of Canada's international assistance, the Canadian International Development Agency (CIDA):

- provides all parliamentary reports as required (such as the Departmental Performance Report, for example);
- tables annual summary reports to Parliament on behalf of the Government of Canada on preliminary official development assistance expenditures;
- publishes a periodic report, Development for Results;
- publicly discloses on its website, on a quarterly basis, all contract awards over \$10,000 and all grants and contribution awards over \$25,000;
- outlines the country plan for each country of focus on the CIDA website, including country program disbursements and the objectives being supported by CIDA;
- maintains the Project Browser, containing a list of projects and project budgets, as well as the objectives being supported by CIDA and the expected and the achieved results of those projects;
- maintains the OpenData Web portal, a single online source for all of CIDA's international development statistical data;
- makes its evaluation, audit reports, and strategic environmental assessment (SEA) statements available to the public on the CIDA website;
- is a full member of the International Aid Transparency Initiative (IATI), a voluntary initiative for increased transparency across donors, partner countries, and civil society organizations; and,
- reports to the Development Assistance Committee (DAC) on all Canadian aid through its renowned DAC.Stats database populated with statistics from most donor countries and major multilateral organizations.

In addition, the International Development Research Centre (IDRC) provides open, online access to information on all IDRC project since 1970, including details on project location, objectives, funding, recipients, and evaluations via idris.idrc.ca. IDRC is in the process of reviewing the IATI standards.

The Statistical Report is a report on development aid and as such excludes non-development related activities. The report is presented on an expenditures basis consistent with other government department reporting. Expenditures are counted when the payment is recorded in the accounting systems with the understanding that organizations receiving Canadian funding would utilise it over the length of the project. Repayment of loans previously extended to developing countries are shown as information items in this report (for simplicity, they are not part of the total). The breakdown presented in the various tables is based on the most up-to-date available at the time of compilation and reflects the information provided to CIDA by other government departments (federal, provincial, municipal) that engage in providing international assistance.

The report uses international standards that facilitate historical comparison as well as comparison with reports from other aid donors. These standards are regularly revised in forums such as the Organization for Economic Cooperation and Development (OECD) to improve reporting and better capture the evolution of aid.

Some costs, such as refugee resettlement, are estimates based on sound methodologies for the estimation that are revised and updated to ensure they are a good reflection of reality.

Understanding this report

The terms and definitions used in this report are consistent, where possible, with international reporting standards, such as those agreed upon at the Development Assistance Committee of the Organisation for Economic Co-operation and Development (OECD-DAC). For more information, please refer to the Glossary in Annex 5.

The term “**international assistance**” refers to any financial resource provided by Canadian governments (federal, provincial, or municipal) in favour of development aid. The terms “international assistance,” “international aid,” and “aid” are synonymous and are used interchangeably.

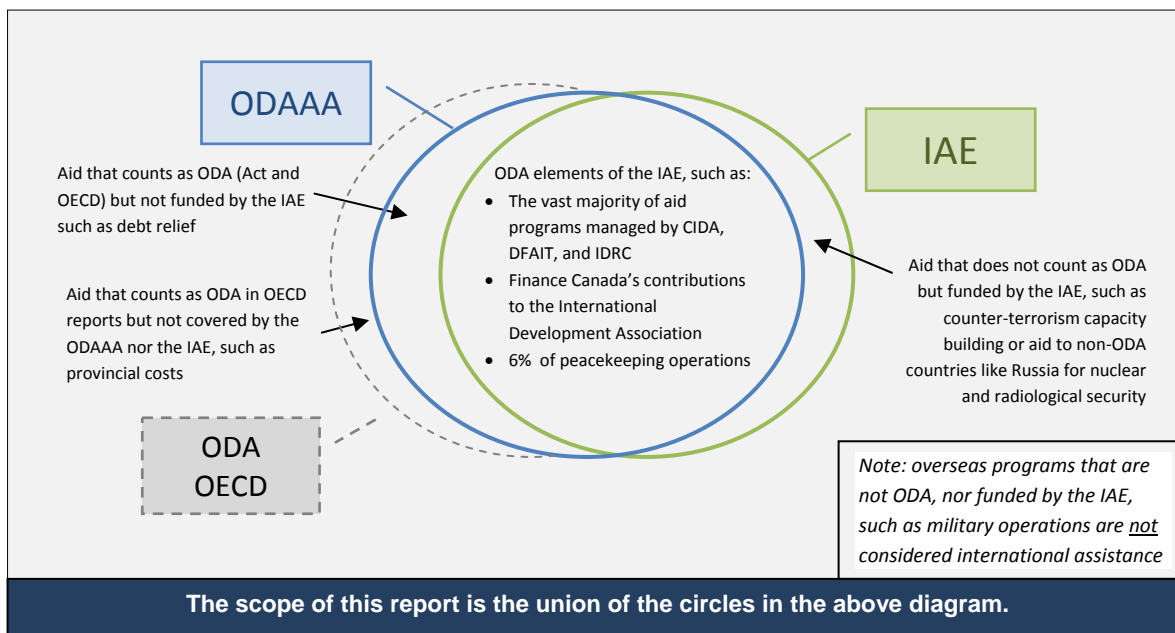
The **International Assistance Envelope (IAE)** is the main structure and policy tool to coordinate federal funding for Canada’s international assistance. While the majority of Canada’s aid is funded by the IAE, it is not the only source of funding. For example, the estimated costs for providing assistance to refugees from developing countries during their first year in Canada is managed outside of the IAE.

Official Development Assistance (ODA), as defined in the Act, is compatible with the international definition created by OECD-DAC. However, unlike the international definition, the Act does not cover assistance from provincial or municipal sources. The acronym used to denote ODA under the Act is “**ODAAA**” while the ODA under the OECD-DAC definition is denoted by “**ODA OECD**” to differentiate the two (see Table 1).

International assistance and ODA are not equivalent. Although the majority of Canada’s international assistance counts as ODA, some aid does not qualify as such under the Act. In this report, when aid does not qualify as ODA, it is called “other official assistance.”

Other Official Assistance (also known as non-ODA) refers to international assistance that does not fall under the definition of ODA but is part of the IAE. Non-ODA activities (such as military interventions) outside of the IAE are not included to maintain the reports focus on development.

Figure 1 – The scope of international assistance statistics (terms are defined above)



The report presents figures on an **expenditures basis** whereas the IAE budget is set on an issuance basis. This is relevant because the majority of international development projects often span multiple years, and amounts allocated to a project’s budget are not necessarily spent according to a strict schedule.

The terms “**bilateral**” and “**multilateral**” in this report refer to internationally accepted definitions (see Glossary in Annex 5). For multilateral aid, the purpose (sector) in Table B1 and the destination (recipient) in Table D3 are estimates based on reports prepared by multilateral organizations on their spending in the previous year. These

estimates are prepared according to international standards and provide a breakdown of Canadian multilateral aid (see “multilateral aid” in the Glossary for the complete explanation).

Consistent with international standards, payments are reported in the year the government makes them, rather than when they are used by the ultimate recipient¹. For example, spending to developing countries through multilateral long-term institutional support is estimated based on when the payment to the organization is recorded and may not necessarily reflect the actual use of funds. In addition, many trust funds that aim to catalyze additional funding from other investors and donors typically need to reach a certain funding threshold before disbursements begin.

Rounding errors (also known as round-off errors) are common occurrences in financial/statistical reporting that result from rounding approximations when truncating decimal places. As such, details presented in this report’s tables may not add up to exact totals due to rounding. Please note that this report presents financial information on an expenditure basis.

Table 1 - Canadian international assistance by department or source
2011–2012 disbursements in C\$ millions

DEPARTMENT/SOURCE	International assistance	of which			
		Programs funded by the IAE	ODA: ODAAA (Statistical Report)	ODA: OECD-DAC	Difference (OECD-DAC minus ODAAA)
Departments reporting under the ODAAA					
Canadian International Development Agency	3,932.65	3,926.39	3,931.28	3,931.28	-
Department of Finance	503.65	501.61	503.65	503.65	-
Foreign Affairs and International Trade Canada	470.57	466.90	305.70	305.70	-
International Development Research Centre	199.90	199.90	199.90	199.90	-
Department of National Defence	0.13	-	0.13	0.13	-
Royal Canadian Mounted Police	38.83	38.83	38.69	38.69	-
Services received by CIDA from other government departments	24.77	9.53	24.77	24.77	-
Natural Resources Canada	2.73	2.73	2.73	2.73	-
Environment Canada	6.00	3.45	6.00	6.00	-
Citizenship Immigration Canada	130.86		130.86	130.86	-
Health Canada	12.38		12.38	12.38	-
Human Resources and Skills Development Canada	1.90		1.90	1.90	-
Industry Canada	1.16		1.16	1.16	-
Parks Canada	0.55		0.55	0.55	-
Transport Canada	0.29		0.29	0.29	-
Subtotal - Departments reporting under the ODAAA	5,326.35	5,149.31	5,159.98	5,159.98	-
<i>% of international assistance</i>		<i>97%</i>	<i>97%</i>	<i>97%</i>	
Other departments, sources					
Cost of refugees in Canada (provincial)	168.89			168.89	168.89
Foreign student subsidies	187.62			187.62	187.62
Provincial and municipal assistance programs	17.44			17.44	17.44
Subtotal - Other departments, sources	373.95	-	-	373.95	373.95
Total	5,700.30	5,149.31	5,159.98	5,533.93	373.95
<i>% of total international assistance</i>		<i>90%</i>	<i>91%</i>	<i>97%</i>	

* Any difference between the figures in the “ODA: ODAAA (Statistical Report)” column and those published in the Report to Parliament on the Government of Canada's Official Development Assistance 2011–2012 (the summary report) can be attributed to that report's preliminary nature. The Statistical Report provides a more up-to-date set of data where some preliminary figures are finalized and provided in greater detail.

** Note: the “ODA: OECD-DAC” figures presented in this table are shown on a fiscal year basis, in Canadian dollars, in order to compare and contrast reporting under the ODA Accountability Act versus the ODA reported to the OECD.

¹ Includes “Payables at Year-End (PAYE)” (see Glossary in Annex 5)

When Canada reports to the OECD-DAC, figures are reported on a calendar year basis in US dollars. Therefore, their depiction in this table is for illustrative purposes. In addition, loan repayments are excluded from this table to enable the comparison of the various columns. The ODA Accountability Act requires departments to report on their gross disbursements whereas the OECD reports on both gross and net basis. Loan repayments are disclosed in Table A as an information item.

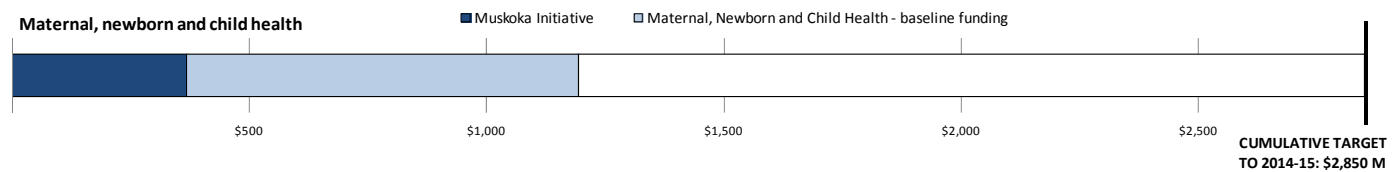
Delivering on Canada's international assistance commitments

CIDA is resolved to invest in development and humanitarian assistance that delivers tangible results for those most in need in the developing world. It has also espoused a principle of “pay what you pledge”, to ensure that these commitments reach the intended beneficiaries in a fulsome and timely fashion.

Progress on key commitments include:


Muskoka initiative on maternal, newborn, and child health

The Government of Canada is committed to its efforts to ensure that countries are able to deliver quality services, treatment, and advanced care for mothers and newborns. As part of Canada's 2010 commitment of \$2.85 billion over five years, Canada disbursed \$670 million in 2011–2012 towards maternal, newborn and child health objectives, of which \$219 million were specific Muskoka Initiative objectives. To date, Canada disbursed close to \$1.2 billion, or 42% of the target.



Global Fund to Fight AIDS, Tuberculosis and Malaria

The Global Fund to Fight AIDS, Tuberculosis and Malaria was created to dramatically increase resources to fight three of the world's most devastating diseases: HIV/AIDS, tuberculosis, and malaria. Support for the Global Fund has saved an estimated 8.7 million lives. Canada has supported the Global Fund since its inception. In September 2010, Canada pledged \$540 million to the Global Fund for the 2011-2013 period.



Canadian HIV Vaccine Initiative (CHVI)

In February 2007, the Government of Canada and the Bill and Melinda Gates Foundation jointly announced the Canadian HIV Vaccine Initiative (CHVI), the goal of which is to accelerate the development of a safe, effective, affordable and accessible HIV vaccine. In 2010, the Government of Canada and the Gates Foundation announced their renewed commitment of \$111 million and \$28 million, respectively, to implement the Canadian HIV Vaccine Initiative from 2010-2017. Canada contributed \$19 million in 2011–2012 towards the initiative.

Increasing Food Security

Canada remains a leader in the global effort to combat hunger and it is delivering measurable results through CIDA's Food Security Strategy. Since 2008, Canada's food assistance budget has been fully untied, reaching those who need it faster, at lower transportation costs, while supporting the development of local markets and agricultural development. In 2009, Canada committed \$1.18 billion as part of the G-8 L'Aquila Food Security Initiative for sustainable agricultural development, and in 2010-2011 became the first G-8 country to have met its commitment. Canada also continued to meet its commitment under the Food Aid Convention, providing at least 420,000 metric tonnes of wheat per year. In



2011, Canada pledged multi-year funding for global food security through the World Food Programme and the Canadian Foodgrains Bank, for a total of \$350 million over five years.

This funding will help meet the immediate food assistance needs of vulnerable populations affected by natural disasters and complex humanitarian situations.

Building on these commitments, the Government of Canada announced in May 2012 its support to the 2012 G-8 New Alliance for Food and Nutrition Security (the New Alliance), committing \$219 million over the next three years (starting in 2012-2013) to address the challenges of agricultural productivity in Africa.

Fiscal year 2011–2012 in review

Distribution of international assistance by source

In fiscal year 2011–2012, the volume of Canada’s international assistance from all sources (federal, provincial, and municipal levels of government) reached **\$5.70 billion**. The breakdown below provides a summary distribution by source of funding:

CIDA provided 69 percent (**\$3,932.65 million**), up from 63 percent from the previous period.

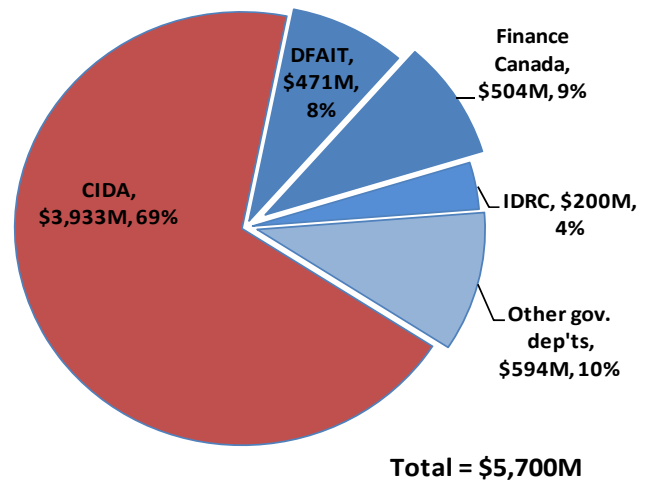
Foreign Affairs and International Trade Canada (**DFAIT**) provided 8 percent (**\$470.57 million**) down from 9 percent from the previous year.

International Development Research Centre (**IDRC**) provided 3.5 percent (**\$199.90 million**) up from 3 percent for the 2010–2011 period.

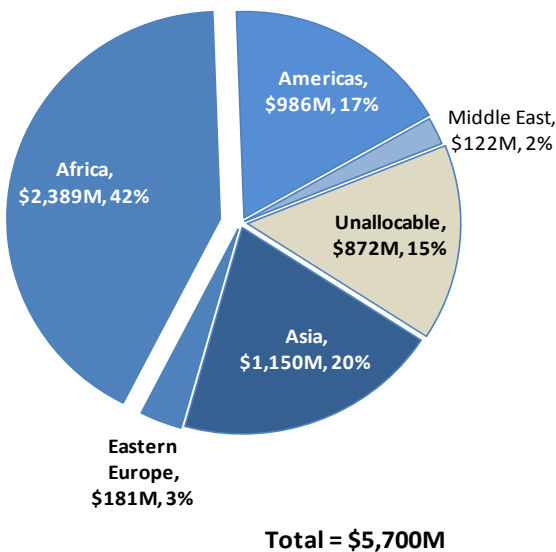
The **Department of Finance** provided 9 percent (**\$503.65 million**), down from 15 percent (**\$846.56 million**) from 2010–2011.²

For more details, please refer to Table A in this report.

Distribution of International Assistance by Source



Geographic distribution of international assistance



Geographic distribution of Canadian international assistance

The following breakdown provides an overview of distribution by geographic area:

Africa received the largest portion of Canadian international assistance in fiscal year 2011–2012, with **\$2.39 billion**, or 42 percent, up from 38 percent from 2010–2011 period, due in part to the response to severe droughts.

Asia received **\$1.15 billion**, 20 percent (down from 21 percent from previous year).

Americas received **\$986 million**, 17 percent (up from 15 percent from previous year).

Eastern Europe received 3 percent with **\$181 million**.

Middle East received 2 percent (down from 3 percent from 2010–11) with **\$122 million**.

Unallocable refers to costs that are global in nature and do not relate to a particular recipient or region (e.g. costs of refugees in Canada, see Glossary for more information). The share of unallocable expenditures decreased to 16 percent from 20 percent in 2010–2011.

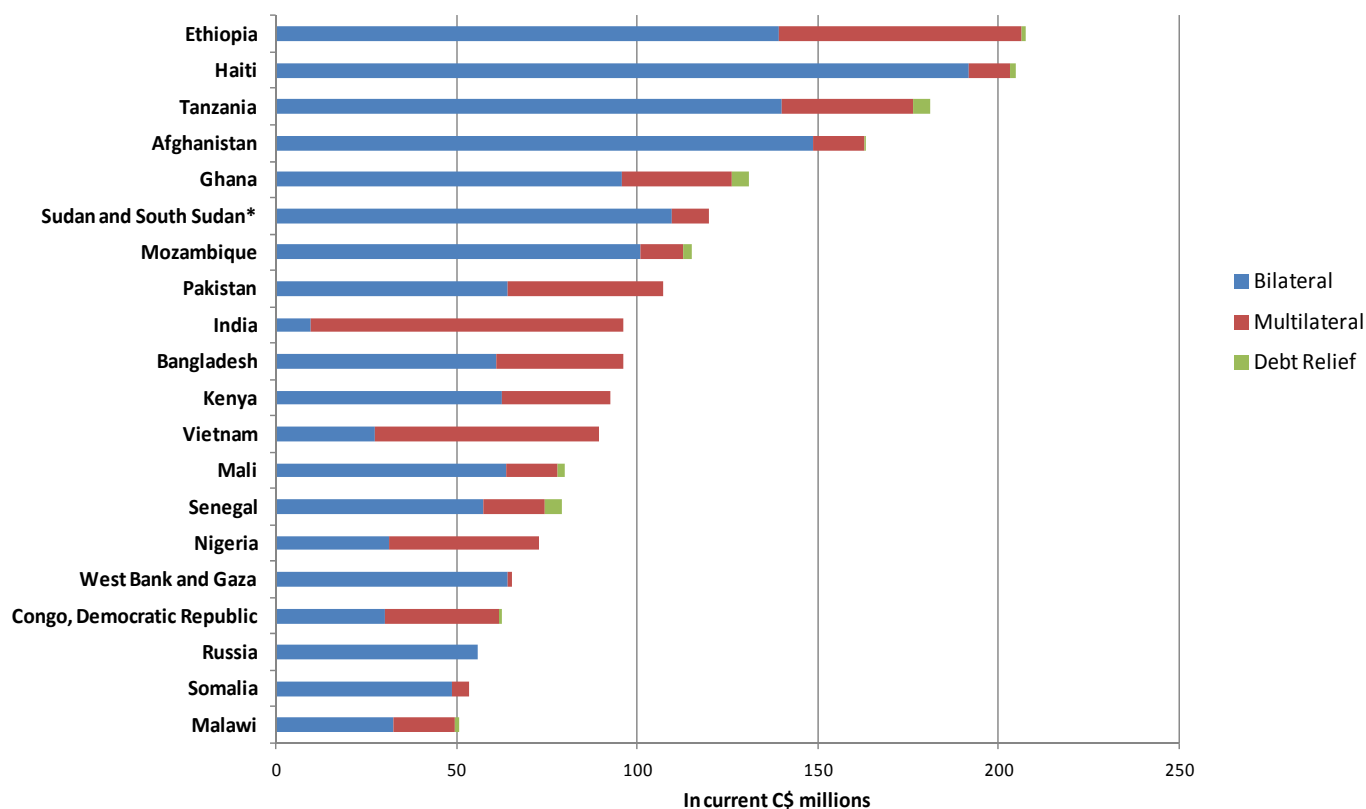
For more details, please refer to Table D1 in this report.

² The decrease is due to a large disbursement for the International Finance Corporation Fast-Start Climate Change program in 2010–2011.

Top 20 country recipients of Canadian international assistance

Detailed below are the top 20 country recipients of Canadian international assistance. The top 3 country recipients in fiscal year 2011–2012 were [Ethiopia, \\$207.64 million](#), [Haiti, \\$204.58 million](#), and [Tanzania, \\$181 million](#). For more details, please refer to Table D2 and Table D3 in this report.

Top 20 Recipients of Canada's international assistance



* The Republic of South Sudan became independent on July 9, 2011. In 2011–2012, CIDA's Geographic Programs Branch allocated \$30.4 million for programs in South Sudan.

In 2009, as part of Canada's new aid effectiveness agenda, Ethiopia was selected by the Government of Canada as a country of focus. Canada is the third largest donor country in Ethiopia. CIDA's programs in Ethiopia support the vision set out in Ethiopia's Growth and Transformation Plan. Ethiopia's own budget allocation for the benefit of the poor is the highest in Africa, and numerous human development indicators have shown systematic improvements over the past five years. However, while progressing on many fronts, Ethiopia has experienced high inflation, exacerbated by the high fuel and food prices in the global market since 2010. Canada is helping Ethiopia meet its development objectives and meet these challenges. Canada is focusing its programming on the root causes of food insecurity, improving the coverage and quality of basic services, and promoting market-based agricultural development. A good example is Canada's support to the Productive Safety Net Program (PSNP), which is widely credited with ensuring the region's worst drought in 60 years did not become a famine in Ethiopia. This cash- and food-for-work program has helped an estimated 7.6 million people facing the possibility of hunger or starvation, mainly children and youth, access a stable source of food and protect their assets, enabling them to survive until the next growing season and preventing extreme malnutrition. As the drought intensified, Canada approved an additional \$35 million through this Program to extend support to drought-affected program beneficiaries, thereby protecting the important gains made since PSNP's inception.

When a devastating earthquake shook the already-fragile Caribbean nation of Haiti, Canada moved quickly to provide \$85 million in immediate disaster relief, in addition to \$55 million for the Canadian Forces participation in operations. On March 31, 2010, through the New York Commitment, Canada pledged an additional \$400 million in support of the

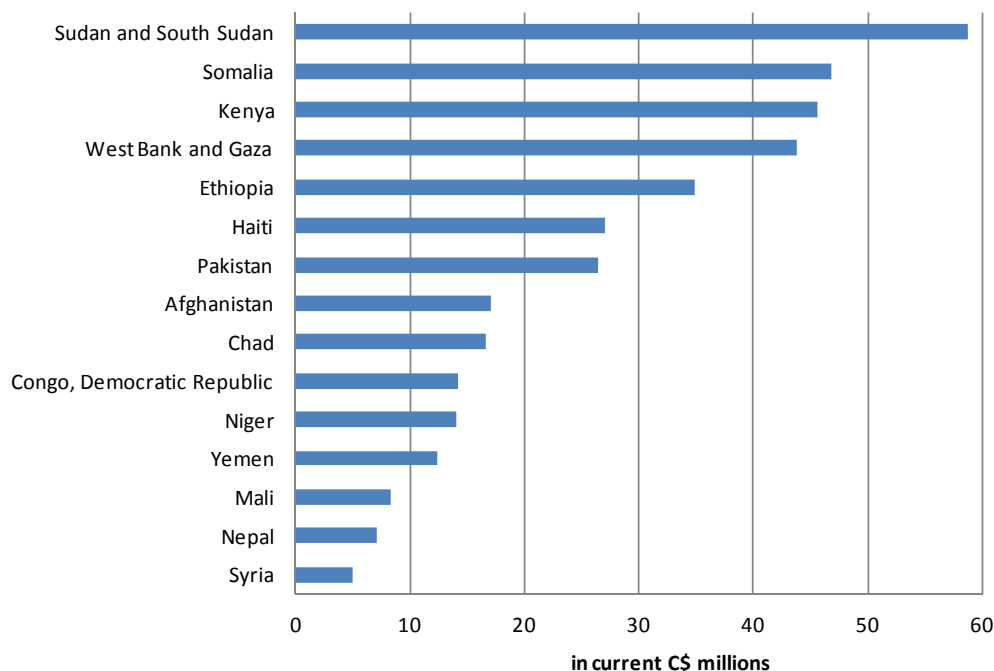
Action Plan for National Recovery and Development in Haiti, of which \$178 million was disbursed in 2011–2012. The Government of Canada also created the Haiti Earthquake Relief Fund to match, dollar for dollar, the generous contributions of individual Canadians. In 2011–2012, Canada disbursed \$67 million as part of its total commitment of \$220 million allocated for the matching fund³.

Tanzania’s young but stable democracy and has one of Africa’s stronger governance and human rights records. However, the global economic downturn affected Tanzania’s revenues due to lower prices and diminished demand for tourism and for major exports. Canada’s assistance to Tanzania focused on economic growth, maternal and newborn health care and education for children and youth. In 2011–2012, CIDA supported greater transparency and accountability in the mining industry with the Extractive Industries Transparency Initiative by ensuring that mining companies publicly report all taxes and royalties and the Government of Tanzania discloses what it receives from companies. Through the Financial Sector Deepening Trust, Canada helped increase the number of women and youth accessing financial services by 18 percent, from 449,000 in 2010 to 532,000 in 2011. As part of Canada’s initiatives in health, CIDA improved vaccination coverage from 83 percent in 2011 to 90 percent in 2012, protecting more children against preventable diseases such as measles and tetanus. As well, CIDA helped train 4,900 teachers to assist youth in preventing and coping with HIV/AIDS infection. Canada also supports multilateral initiatives in Tanzania by the Global Fund to Fight AIDS, Tuberculosis and Malaria and the World Health Organization’s Stop TB Partnership that have helped millions receive bed nets to prevent malaria and improve early detection of Tuberculosis.

Canadian humanitarian assistance in 2011–2012

The Government of Canada provided \$599 million in humanitarian assistance in 2011–2012. Approximately 90% of this support was provided as responsive funding⁴, with the remainder provided as long-term institutional support to multilateral humanitarian organizations.

Top 15 recipients of Canadian bilateral humanitarian assistance in 2011-2012



The formerly unified country of Sudan was the highest recipient of Canadian humanitarian assistance in 2011–2012. The Comprehensive Peace Agreement of 2005 officially ended the north-south conflict, and after a successful referendum in 2011, South Sudan became an independent country in July 2011. However, despite the progress made,

³ The Haiti Earthquake Relief Fund (HERF) is a mechanism to track government commitment to match eligible Canadian donations. It does not constitute additional resources. Initiatives tagged to the HERF were funded through resources spent on Canada’s initial humanitarian assistance response as well as through new initiatives comprised within the New York Commitment.

⁴ Canada’s humanitarian assistance is provided to multilateral and non-governmental humanitarian partners, and not to governments of crisis-affected countries.

the situation remains fragile. Outbreaks of violence continue to occur in both countries, particularly in the border regions and in Darfur, where 2.7 million people were displaced in 2011–2012 by internal conflict.

Canada's assistance to Sudan follows a whole-of-government strategy to address humanitarian challenges, reduce security threats, enhance stability, and support efforts for long-term sustained economic growth. In 2011–2012 CIDA disbursed \$58.76 million to help create the conditions for long-term peace, stability, and prosperity.

In 2010-2011, a severe drought affected the East Africa region (Somalia, Kenya, Ethiopia, Eritrea, and Djibouti). The drought, said to be the worst in 60 years, caused a severe food crisis and threatened the livelihoods of an estimated 13 million people. Canada responded by providing funding for humanitarian efforts and establishing the East Africa Drought Relief Fund, which raised over \$70 million from Canadians. In total, CIDA contributed \$155 million to the humanitarian response between December 2010 and March 2012⁵. Because of Canadian humanitarian and international efforts, widespread famine across the region was averted and the famine-affected population in Somalia was able to cope and recover more quickly.

For up-to-date information on Canada's aid programs, please consult the following websites:



- CIDA: www.acdi-cida.gc.ca
- Open Data portal: www.acdi-cida.gc.ca/data
- DFAIT: www.international.gc.ca
- Finance Canada: www.fin.gc.ca/fin-eng.asp
- IDRC: www.idrc.ca

⁵ Of which: \$24.6 million as early humanitarian assistance in the region (prior to the announcement of famine in Somalia); a \$50 million increase announced in July 2011, to meet immediate needs following the famine declaration; \$70.5 million through matching donations of the East Africa Drought Relief Fund; and \$10 million provided in March 2012 to meet ongoing needs.

Canadian International Assistance

A: International Assistance by Government Source and Channel

This table includes ODA and other official assistance expenditures in \$ millions.

DEPARTMENT/SOURCE	2009-2010	2010-2011	2011-2012 TOTAL	2011-2012		of which 2011-2012 ODA
				Bilateral	Multilateral	
Part 1: Programs funded by the International Assistance Envelope						
Canadian International Development Agency	3,572.95	3,583.73	3,926.39	3,105.48	820.91	3,925.01
<i>Program Aid</i>						
Geographic Programs Branch	1,474.53	1,646.43	1,341.75	1,341.75		1,341.41
Country Programs		1,470.25	1,155.84	1,155.84		1,155.84
Regional Programs		157.77	168.22	168.22		168.22
Canada Funds for Local Initiatives		18.41	17.69	17.69		17.35
Partnership with Canadians Branch	241.90	227.11	259.17	259.17		258.13
Multilateral and Global Programs Branch	1,605.53	1,462.18	2,079.06	1,258.15	820.91	2,079.06
International Humanitarian Assistance		382.75	499.22	499.22		499.22
Other initiative-specific programs with multilateral organizations		361.41	758.94	758.94		758.94
Long-term institutional support to multilateral development institutions		718.02	820.91		820.91	820.91
- of which encashment of notes to IFIs		284.63	393.45		393.45	393.45
Other Programs (1)	4.70	3.69	7.87	7.87		7.87
Operations and Management	248.34	244.32	238.53	238.53		238.53
<i>Memo: Loan Repayments to CIDA (not included in CIDA total)(2)</i>	-24.02	-23.51	23.59	-22.47	-1.11	-
<i>Memo: Change in value of investments to IFIs (3), not included in CIDA total</i>	170.18	32.03	22.09	-	22.09	-
Department of Finance	483.48	810.20	501.61	9.00	492.61	501.61
AgResults			9.00	9.00		9.00
International Bank for Reconstruction and Development Capital Increase			57.13	-	57.13	57.13
International Development Association (IDA) - Note Encashment			384.28	-	384.28	384.28
Multilateral Debt Relief Initiative payment to IDA			51.20	-	51.20	51.20
			-	-	-	-
Department of Foreign Affairs and International Trade	407.48	489.16	466.90	358.15	108.75	302.03
Afghanistan Counter-Narcotics Program			12.00	12.00	-	-
Anti-Crime Capacity Building Program			39.50	39.50	-	-
Assessed Contributions (Including Peackeeing)			101.79	-	101.79	101.79
Counter-Terrorism Capacity Building Program			20.53	20.53	-	-
Francophonie (4)			6.96	-	6.96	6.96
Global Partnership Program			100.06	100.06	-	20.00
Global Peace and Security Fund (Advancing Democracy)			11.52	11.52	-	11.39
Global Peace and Security Fund (Ensuring Security and Stability)			75.69	75.69	-	66.56
International Scholarships Program			9.45	9.45	-	9.31
Investment Cooperation Program			3.78	3.78	-	3.68
Rights and Democracy (core contributions)			4.87	4.87	-	4.87
Services Rendered Abroad			80.74	80.74	-	77.47
International Development Research Centre	174.05	170.88	199.90	199.90	-	199.90
Development research programs			165.54	165.54	-	165.54
Research support			17.23	17.23	-	17.23
Administrative costs			17.13	17.13	-	17.13
Department of National Defence - Initial Response to Haiti Earthquake	40.39	9.93	-	-	-	-
Royal Canadian Mounted Police	31.69	36.88	38.83	38.83	-	38.69
Services received without charge from Public Works and Government Services Canada (PWGSC) -(5)	8.74	9.40	9.53	9.53	-	9.53
Natural Resources Canada - African Model Forests Initiative	2.02	1.75	2.73	2.73	-	2.73
Environment Canada	-	1.00	3.45	3.45	-	3.45
SUBTOTAL - INTERNATIONAL ASSISTANCE ENVELOPE	4,720.80	5,112.94	5,149.31	3,727.05	1,422.27	4,982.94

Canadian International Assistance

A: International Assistance by Government Source and Channel

This table includes ODA and other official assistance expenditures in \$ millions.

DEPARTMENT/SOURCE	2009-2010	2010-2011	2011-2012 TOTAL	2011-2012		
				Bilateral	Multilateral	of which 2011-2012 ODA
Part 2: Other government sources						
Canadian International Development Agency - International Youth Internship Program (6)	2.05	8.21	6.26	6.26	-	6.26
Department of Finance	57.13	36.36	2.04	2.04	-	2.04
Heavily Indebted Poor Countries Initiative debt relief			2.04	2.04	-	2.04
Department of Foreign Affairs and International Trade	18.62	5.10	3.67	3.67	-	3.67
Environment and Climate Change		0.61	0.52	0.52	-	0.52
International Scholarships Program		4.50	3.15	3.15	-	3.15
ODA-eligible imputed costs	474.38	496.73	502.61	502.61	-	146.11
Cost of refugees in Canada (1st year) - Citizenship Immigration Canada		135.71	130.86	130.86	-	130.86
Cost of refugees in Canada (1st year) - Provincial Governments		173.24	168.89	168.89	-	-
Services received without charge from other departments		14.50	15.25	15.25	-	15.25
Imputed foreign student subsidies		168.78	187.62	187.62	-	-
Imputed interest costs on advance payments (7)		4.50	-	-	-	-
Provinces and municipalities	51.69	31.14	17.44	14.52	2.92	-
Province of Quebec		26.35	10.86	7.93	2.92	-
Federation of Canadian Municipalities		3.61	4.06	4.06	-	-
Province of Manitoba		1.17	1.30	1.30	-	-
Province of Alberta			1.23	1.23	-	-
Environment Canada	2.05	8.71	2.55	1.36	1.18	2.55
Bilateral programs		1.68	1.36	1.36	-	1.36
Contributions to eligible multilateral organizations		7.03	1.18	-	1.18	1.18
Department of National Defence - Afghanistan Provincial Reconstruction Team	13.13	6.60	0.13	0.13	-	0.13
Health Canada - Contribution to the Pan American Health Organization	12.97	13.22	12.38	-	12.38	12.38
Human Resources and Skills Development Canada (HRSDC) Labour Program	1.67	1.90	1.90	1.90	-	1.90
Industry Canada - International Telecommunication Union - 18% ODA	1.08	1.07	1.16	-	1.16	1.16
Parks Canada	0.41	0.50	0.55	0.55	-	0.55
Transport Canada - Universal Postal Union - 16% ODA	-	0.29	0.29	-	0.29	0.29
Memo: Loan repayments to EDC (2), not included in total			-22.64	-22.64	-	-
Subtotal - Other government sources	613.33	586.40	550.98	533.05	17.93	177.04
TOTAL	5,334.13	5,699.34	5,700.30	4,260.10	1,440.20	5,159.98

(1) In 2009-2010, "Other programs" include aid from Strategic Policy and Performance Branch (SPPB) and the Office for Democratic Governance. Since 2010-2011, SPPB is the only "Other" CIDA branch to program international assistance

(2) The 2011-2012 Statistical Report is prepared on an expenditures basis and the loan repayments for previous ODA loans are no longer netted out of the totals. These loans are presented in Table A for information only. Annex 2 provides a detailed breakdown of CIDA and EDC loan repayments by country.

(3) Beginning in 2009-2010, changes in value of investments to IFIs are no longer counted in total expenditures.

(4) Prior to the 2011-2012 Statistical Report, DFAIT did not report the voluntary contributions to the IOF as part of the international assistance reporting process. The 2010-2011 and 2011-2012 figures have been adjusted accordingly.

(5) These items refer to services provided to CIDA without charge: accommodation provided by Public Works and Government Services Canada, contributions covering employers' share of employee's insurance premiums and expenditures paid by the Treasury Board of Canada Secretariat, salary and associated expenditures of legal services provided by the Department of Justice Canada, and worker's compensation benefits provided by Human Resources and Skills Development Canada.

(6) The CIDA International Youth Internship Program is not funded by the IAE. A total of \$6.26 million was funded from outside the IAE.

(7) In 1988-89, CIDA's spending levels were reduced permanently by \$4.5 million when CIDA requested an advance payment exemption that resulted in the calculation of the costs of imputed interest. The new Policy on Transfer Payments no longer requires departments to calculate or report the imputed interest costs, and as such these costs are no longer included in the Statistical Report.

Canadian International Assistance by Sector

B1: International Assistance by Channel

This table includes ODA and other official assistance expenditures in \$ millions.

SECTOR	CIDA										Other government departments										TOTAL
	Bilateral Aid					Multilateral Aid					TOTAL - CIDA	Foreign Affairs and International Trade	Finance Canada	International Development Research Centre	Provinces and municipalities	National Defence and Canadian Forces	Royal Canadian Mounted Police	Others (3)	TOTAL - Other government departments		
	Geographic Programs Branch (1)	Partnership with Canadians Branch	Multilateral & Global Programs Branch	Other branches (2)	TOTAL - Bilateral Aid	Humanitarian assistance organizations	Regional development banks	UN organizations	Other multilateral organizations	TOTAL - Multilateral Aid											
015152 Legislatures and political parties	1,72	0,14	-	0,01	1,87	-	-	1,44	0,52	1,96	3,82	0,55	-	-	-	-	-	-	0,55	4,38	
015153 Media and free flow of information	1,28	1,63	-	0,04	2,95	-	-	0,03	0,20	0,23	3,18	0,36	-	1,22	-	-	-	-	1,57	4,75	
015160 Human rights	26,52	10,65	-	0,01	37,18	-	-	10,57	0,42	10,99	48,17	1,51	-	0,25	0,03	-	-	1,50	3,29	51,46	
15170 Women's equality organisations and institutions	-	-	-	-	-	-	-	0,17	-	0,18	0,18	0,43	0,07	4,19	0,08	-	-	-	4,78	4,96	
Conflict prevention and resolution, peace and security	13,94	0,89	5,30	0,01	20,14	-	-	0,54	0,62	1,16	21,30	201,93	0,78	3,72	-	0,13	29,62	-	236,19	257,49	
015210 Security system management and reform	1,86	0,22	-	-	2,08	-	-	0,10	-	0,10	2,18	159,80	-	0,66	-	0,13	0,49	-	161,09	163,26	
015220 Civilian peace-building, conflict prevention and resolution	2,22	0,36	0,30	0,01	2,89	-	-	0,18	0,42	0,61	3,49	12,87	0,41	2,86	-	-	3,46	-	19,61	23,10	
015230 Post conflict peace-building (UN)	-	0,21	5,00	-	5,21	-	-	0,05	0,20	0,25	5,46	18,62	-	0,20	-	-	25,67	-	44,50	49,95	
015240 Reintegration and SALW control (4)	-	0,10	-	-	0,10	-	-	0,12	-	0,12	0,22	1,73	0,20	-	-	-	-	-	1,93	2,15	
015250 Land mine clearance	7,34	-	-	-	7,34	-	-	0,05	-	0,05	7,39	8,88	0,16	-	-	-	-	-	9,04	16,43	
015261 Child soldiers (Prevention and demobilisation)	2,52	-	-	-	2,52	-	-	0,04	-	0,04	2,56	0,02	0,01	-	-	-	-	-	0,03	2,59	
Infrastructure and services	28,14	9,87	2,05	0,87	40,93	0,58	6,06	6,79	1,09	14,52	55,45	-	25,46	4,88	0,64	-	-	0,50	31,47	86,92	
016010 Social/welfare services	5,43	0,15	-	-	5,58	-	2,27	0,53	-	2,80	8,38	-	17,98	1,93	0,25	-	-	-	20,15	28,54	
016020 Employment policy and administrative management	1,91	4,21	0,20	0,05	6,37	-	0,06	0,13	0,40	0,58	6,96	-	3,52	2,76	0,34	-	-	-	6,62	13,58	
016030 Housing policy and administrative management	2,70	0,10	-	-	2,80	-	0,55	-	-	0,56	3,35	-	1,28	-	-	-	-	0,50	1,78	5,13	
016040 Low-cost housing	2,70	0,39	-	-	3,09	-	0,04	-	-	0,04	3,14	-	0,09	-	-	-	-	-	0,09	3,23	
016050 Multi-sector aid for basic social services	8,99	2,59	-	0,09	11,67	-	2,83	1,90	-	4,73	16,40	-	1,42	-	0,04	-	-	-	1,46	17,87	
016061 Culture and recreation	-	-	-	-	-	-	-	-	0,64	0,65	0,65	-	-	-	0,01	-	-	-	0,01	0,66	
016062 Statistical capacity building	3,75	0,83	-	0,72	5,31	-	0,30	0,72	0,05	1,06	6,37	-	1,00	-	-	-	-	-	1,00	7,37	
016063 Narcotics control	-	-	-	-	-	-	-	-	-	-	-	-	-	0,19	-	-	-	-	0,19	0,19	
016064 Social mitigation of HIV/AIDS	2,66	1,60	1,85	-	6,10	0,58	-	3,52	-	4,09	10,20	-	0,18	-	-	-	-	-	0,18	10,37	
Transport and storage	11,76	0,07	15,72	0,06	27,61	-	68,91	2,44	-	71,35	98,96	0,33	47,49	-	-	-	-	-	47,81	146,77	
021010 Transport policy and administrative management	0,16	-	1,72	0,06	1,94	-	2,49	-	-	2,49	4,44	-	4,79	-	-	-	-	-	4,79	9,22	
021020 Road transport	11,49	0,07	14,00	-	25,56	-	64,15	2,43	-	66,59	92,15	0,12	38,93	-	-	-	-	-	39,06	131,21	
021030 Rail transport	-	-	-	-	-	-	0,77	-	-	0,77	0,77	-	1,37	-	-	-	-	-	1,37	2,14	
021040 Water transport	0,11	-	-	-	0,11	-	0,16	-	-	0,16	0,27	-	0,43	-	-	-	-	-	0,43	0,70	
021050 Air transport	-	-	-	-	-	-	1,33	-	-	1,33	1,33	0,14	1,97	-	-	-	-	-	2,11	3,44	
021081 Education and training in transport and storage	-	-	-	-	-	-	-	-	-	-	-	0,06	-	-	-	-	-	-	0,06	0,06	
Communications	2,00	0,45	1,70	0,56	4,71	-	0,23	0,18	1,21	1,61	6,32	0,07	5,84	8,67	0,10	-	-	-	14,69	21,01	
022010 Communications policy and administrative management	0,32	0,01	0,20	-	0,53	-	-	0,16	-	0,16	0,69	-	1,22	0,29	-	-	-	-	1,51	2,20	
022020 Telecommunications	-	-	1,50	-	1,50	-	-	-	-	-	1,50	-	2,18	0,01	-	-	-	-	2,18	3,68	
022030 Radio/television/print media	0,20	0,01	-	-	0,20	-	0,17	-	0,40	0,57	0,77	0,06	-	0,01	-	-	-	-	0,06	0,83	
022040 Information and communication technology (ICT)	1,48	0,43	-	0,56	2,48	-	0,05	0,02	0,81	0,88	3,35	0,02	2,45	8,37	0,10	-	-	-	10,93	14,29	
Energy generation and supply	12,26	0,08	187,72	-	200,06	-	22,49	3,97	0,12	26,58	226,64	20,47	27,15	0,31	0,16	-	-	1,10	49,18	275,82	
023010 Energy policy and administrative management	3,46	-	21,72	-	25,18	-	1,40	0,27	0,12	1,79	26,96	-	5,21	-	-	-	-	1,10	6,31	33,27	
023020 Power generation/non-renewable sources	0,90	-	-	-	0,90	-	-	0,20	-	0,20	1,11	-	2,26	-	-	-	-	-	2,26	3,37	
023030 Power generation/renewable sources	2,02	0,08	86,00	-	88,11	-	2,02	2,70	-	4,72	92,83	0,02	1,81	0,19	-	-	-	-	2,01	94,84	
023040 Electrical transmission/distribution	3,84	-	-	-	3,84	-	18,91	0,01	-	18,92	22,76	-	13,52	-	-	-	-	-	13,52	36,28	
023050 Gas distribution	-	-	-	-	-	-	-	-	-	-	-	-	0,20	-	-	-	-	-	0,20	0,20	
023061 Oil-fired power plants	-	-	-	-	-	-	-	-	-	-	-	-	0,01	-	-	-	-	-	0,01	0,01	
023062 Gas-fired power plants	-	-	-	-	-	-	-	-	-	-	-	-	0,02	-	-	-	-	-	0,02	0,02	
023064 Nuclear power plants	-	-	-	-	-	-	-	0,55	-	0,55	0,55	20,00	-	-	-	-	-	-	20,00	20,55	
023065 Hydro-electric power plants	0,92	-	-	-	0,92	-	0,13	-	-	0,13	1,04	-	3,60	-	0,12	-	-	-	3,72	4,76	
023066 Geothermal energy	-	-	20,00	-	20,00	-	-	-	-	-	20,00	-	0,17	-	-	-	-	-	0,17	20,17	
023067 Solar energy	-	-	20,00	-	20,00	-	-	0,20	-	0,21	20,21	0,12	0,22	-	0,04	-	-	-	0,38	20,58	
023068 Wind power	-	-	20,00	-	20,00	-	0,02	0,01	-	0,03	20,03	0,03	0,06	-	-	-	-	-	0,09	20,13	
023070 Biomass	-	-	20,00	-	20,00	-	0,01	0,01	-	0,02	20,02	0,30	0,06	0,12	-	-	-	-	0,48	20,50	
023081 Energy education/training	1,12	-	-	-	1,12	-	-	-	-	-	1,12	-	-	-	-	-	-	-	-	1,12	

Canadian International Assistance by Sector

B1: International Assistance by Channel

This table includes ODA and other official assistance expenditures in \$ millions.

SECTOR	Bilateral Aid					Multilateral Aid					TOTAL - CIDA	Other government departments										TOTAL
	Geographic Programs Branch (1)	Partnership with Canadians Branch	Multilateral & Global Programs Branch	Other branches (2)	TOTAL - Bilateral Aid	Regional development banks	UN organizations	Other multilateral organizations	TOTAL - Multilateral Aid	Foreign Affairs and International Trade		Finance Canada	International Development Research Centre	Provinces and municipalities	National Defence and Canadian Forces	Royal Canadian Mounted Police	Others (3)	TOTAL - Other government departments				
																			CIDA	Humanitarian assistance organizations	Regional development banks	
Banking and financial services	48,27	14,96	14,47	0,70	78,41	-	7,41	7,51	1,41	16,33	94,74	0,08	15,01	1,11	0,20	-	-	-	16,41	111,15		
024010 Financial policy and administrative management	6,18	0,44	9,78	0,08	16,48	-	1,41	0,38	0,65	2,44	18,91	-	3,03	-	0,02	-	-	-	3,05	21,96		
024020 Monetary institutions	0,75	-	-	0,03	0,78	-	1,92	-	-	1,92	2,70	-	0,16	-	-	-	-	-	0,16	2,87		
024030 Formal sector financial intermediaries	4,17	0,45	-	0,05	4,66	-	1,93	-	-	1,93	6,59	-	1,41	0,09	-	-	-	-	1,50	8,09		
024040 Informal/semi-formal financial intermediaries	5,00	7,12	-	0,05	12,16	-	1,58	6,99	-	8,57	20,74	-	2,29	0,21	0,17	-	-	-	2,67	23,40		
024081 Education/training in banking and financial services	3,42	0,63	2,37	0,05	6,46	-	-	-	-	-	6,46	-	0,05	-	-	-	-	-	0,05	6,51		
025010 Business support services and institutions	28,52	6,33	2,32	0,45	37,63	-	0,57	0,14	0,76	1,46	39,09	0,08	7,68	0,81	0,02	-	-	-	8,59	47,68		
025020 Privatization	0,24	-	-	-	0,24	-	-	-	-	-	0,24	-	0,39	-	-	-	-	-	0,39	0,63		
Agriculture, forestry, and fishing	180,66	36,19	25,37	0,32	242,53	0,03	30,29	43,01	16,63	89,97	332,50	0,30	53,18	13,14	0,58	-	-	2,19	69,38	401,88		
031110 Agricultural policy and administrative management	16,59	0,59	0,25	0,27	17,70	-	17,56	9,91	1,64	29,11	46,80	-	2,32	3,29	0,33	-	-	-	5,95	52,75		
031120 Agricultural development	26,23	4,19	19,87	-	50,30	-	6,23	1,97	-	8,20	58,50	0,05	17,78	0,91	0,11	-	-	-	18,86	77,35		
031130 Agricultural land resources	16,81	0,26	-	-	17,07	-	0,77	5,10	-	5,87	22,94	-	1,02	0,52	-	-	-	-	1,54	24,48		
031140 Agricultural water resources	19,31	0,07	-	-	19,38	-	3,88	1,74	-	5,62	25,00	-	10,59	0,58	0,03	-	-	-	11,20	36,20		
031150 Agricultural inputs	5,67	0,96	-	-	6,62	-	0,39	0,85	-	1,24	7,86	-	0,67	-	0,05	-	-	-	0,72	8,58		
031161 Food crop production	14,59	3,99	-	-	18,58	0,03	0,17	1,73	-	1,92	20,50	0,10	1,73	4,48	-	-	-	-	6,31	26,81		
031162 Industrial crops/export crops	3,13	-	-	-	3,13	-	0,27	1,64	-	1,91	5,04	0,03	0,75	0,22	-	-	-	-	1,00	6,04		
031163 Livestock	2,38	0,24	-	-	2,62	-	0,05	0,25	-	0,30	2,92	0,04	0,45	0,15	-	-	-	-	0,64	3,56		
031164 Agrarian reform	0,68	-	-	-	0,68	-	-	-	-	-	0,68	-	-	-	-	-	-	-	-	0,68		
031165 Agricultural alternative development	0,54	-	-	-	0,54	-	-	-	-	-	0,54	-	-	0,28	-	-	-	-	0,28	0,82		
031166 Agricultural extension	10,20	0,85	-	-	11,06	-	0,13	3,14	-	3,28	14,33	-	1,47	0,03	-	-	-	-	1,49	15,82		
031181 Agricultural education/training	9,74	3,28	-	-	13,03	-	-	-	-	0,26	13,29	-	0,18	0,13	0,06	-	-	-	0,36	13,66		
031182 Agricultural research	14,15	9,19	0,26	0,05	23,64	-	0,30	1,38	14,33	16,01	39,65	-	12,10	1,26	-	-	-	-	13,36	53,01		
031191 Agricultural services	7,06	2,22	-	-	9,27	-	0,07	2,07	0,40	2,54	11,81	-	0,80	0,17	-	-	-	-	0,96	12,77		
031192 Plant and post-harvest protection and pest control	1,82	0,03	-	-	1,85	-	0,20	-	-	0,20	2,06	-	0,02	0,03	-	-	-	-	0,05	2,11		
031193 Agricultural financial services	4,97	1,62	-	-	6,59	-	0,02	4,74	-	4,76	11,35	-	0,80	-	-	-	-	-	0,80	12,15		
031194 Agricultural co-operatives	2,12	7,92	-	-	10,04	-	0,08	0,78	-	0,86	10,90	-	0,44	0,01	-	-	-	-	0,45	11,35		
031195 Livestock/veterinary services	0,47	-	-	-	0,47	-	-	-	-	-	0,47	0,01	0,39	-	-	-	-	-	0,40	0,88		
031210 Forestry policy and administrative management	0,94	0,15	5,00	-	6,09	-	-	2,58	-	2,58	8,68	-	0,08	0,22	-	-	-	2,19	2,48	11,16		
031220 Forestry development	21,97	0,06	-	-	22,04	-	0,05	-	-	0,05	22,09	0,06	0,22	-	-	-	-	-	0,28	22,37		
031261 Fuelwood/charcoal	-	-	-	-	-	-	-	0,27	-	0,27	0,27	-	0,03	-	-	-	-	-	0,03	0,30		
031281 Forestry education/training	0,67	0,14	-	-	0,82	-	-	-	-	-	0,82	-	-	-	-	-	-	-	-	0,82		
031282 Forestry research	0,08	-	-	-	0,08	-	-	-	-	-	0,08	-	0,01	0,56	-	-	-	-	0,57	0,65		
031310 Fishing policy and administrative management	-	0,19	-	-	0,19	-	-	4,06	-	4,06	4,25	-	1,01	0,16	-	-	-	-	1,17	5,42		
031320 Fishery development	0,43	0,02	-	-	0,45	-	0,12	0,81	-	0,93	1,38	-	0,16	0,13	-	-	-	-	0,29	1,67		
031381 Fishery education/training	-	0,06	-	-	0,06	-	-	-	-	-	0,06	-	-	-	-	-	-	-	-	0,06		
031382 Fishery research	-	0,13	-	-	0,13	-	-	-	-	-	0,13	-	0,16	-	-	-	-	-	0,16	0,30		
031391 Fishery services	0,10	-	-	-	0,10	-	-	-	-	-	0,10	-	-	-	-	-	-	-	-	0,10		
Industry	31,35	8,50	6,22	0,10	46,17	-	1,90	2,85	1,82	6,57	52,74	2,39	11,72	2,14	0,27	-	-	-	16,52	69,25		
032110 Industrial policy and administrative management	2,19	0,22	-	-	2,40	-	0,01	0,03	0,52	0,56	2,96	0,06	0,98	0,13	0,07	-	-	-	1,23	4,19		
032120 Industrial development	-	-	0,02	-	0,02	-	-	-	-	-	0,02	1,10	2,74	-	-	-	-	-	3,83	3,85		
032130 Small and medium-sized enterprises (SME) development	17,72	5,80	0,20	-	23,71	-	1,50	2,80	0,65	4,95	28,67	0,26	2,19	0,74	0,20	-	-	-	3,38	32,05		
032140 Cottage industries and handicrafts	1,05	2,11	-	-	3,17	-	-	-	-	-	3,17	-	-	-	-	-	-	-	-	3,18		
032161 Agro-industries	4,31	0,29	-	-	4,61	-	0,16	0,01	-	0,17	4,78	0,21	0,59	0,06	-	-	-	-	0,87	5,64		
032162 Forest industries	0,35	-	-	-	0,35	-	-	-	-	-	0,35	0,06	0,01	0,01	-	-	-	-	0,08	0,43		
032163 Textiles, leather and substitutes	0,19	-	-	-	0,19	-	-	0,01	-	0,01	0,19	0,12	-	0,21	-	-	-	-	0,34	0,53		
032164 Chemicals	-	-	-	-	-	-	-	-	-	-	-	0,16	-	-	-	-	-	-	0,16	0,16		
032167 Energy manufacturing	-	-	-	-	-	0,16	-	-	-	0,16	0,16	-	-	-	-	-	-	-	-	0,16		
032168 Pharmaceutical production	-	-	-	-	-	-	-	-	-	-	-	0,04	-	0,04	-	-	-	-	0,08	0,08		
032169 Basic metal industries	-	-	-	-	-	-	-	-	-	-	-	0,12	-	-	-	-	-	-	0,12	0,12		
032170 Non-ferrous metal industries	-	-	-	-	-	-	-	-	-	-	-	0,04	-	-	-	-	-	-	0,04	0,04		
032172 Transport equipment industry	-	-	-	-	-	-	-	-	-	-	-	0,11	-	-	-	-	-	-	0,11	0,11		
032182 Technological research and development	-	-	-	-	-	0,01	-	-	-	0,01	0,01	-	-	0,72	-	-	-	-	0,72	0,73		

Canadian International Assistance by Sector

B1: International Assistance by Channel

This table includes ODA and other official assistance expenditures in \$ millions.

SECTOR	CIDA										Other government departments										TOTAL
	Bilateral Aid					Multilateral Aid					TOTAL - CIDA	Foreign Affairs and International Trade	Finance Canada	International Development Research Centre	Provinces and municipalities	National Defence and Canadian Forces	Royal Canadian Mounted Police	Others (3)	TOTAL - Other government departments		
	Geographic Programs Branch (1)	Partnership with Canadians Branch	Multilateral & Global Programs Branch	Other branches (2)	TOTAL - Bilateral Aid	Regional development banks	UN organizations	Other multilateral organizations	TOTAL - Multilateral Aid	Humanitarian assistance organizations											
032210 Mineral/mining policy and administrative management	4.13	-	6.00	0.10	10.23	-	0.05	-	0.65	0.70	10.93	-	4.15	0.23	-	-	-	-	4.38	15.31	
032220 Mineral prospection and exploration	-	-	-	-	-	-	-	-	-	-	-	-	0.45	-	-	-	-	-	0.45	0.45	
032261 Coal	-	-	-	-	-	-	-	-	-	-	-	-	0.44	-	-	-	-	-	0.44	0.44	
032262 Oil and gas	1.41	-	-	-	1.41	-	0.01	-	-	0.01	1.42	-	0.12	-	-	-	-	-	0.12	1.54	
032265 Precious metals/materials	-	0.05	-	-	0.05	-	-	-	-	-	0.05	-	-	-	-	-	-	-	-	0.05	
032310 Construction policy and administrative management	-	0.03	-	-	0.03	-	-	-	-	-	0.03	0.12	0.04	-	-	-	-	-	0.16	0.19	
Trade	12.61	3.93	36.83	0.06	53.44	-	0.45	0.54	1.93	2.92	56.36	0.01	1.95	1.20	0.02	-	-	-	3.17	59.53	
033110 Trade policy and administrative management	5.25	0.85	21.31	-	27.41	-	0.03	0.03	0.71	0.78	28.18	-	0.24	0.43	-	-	-	-	0.68	28.86	
033120 Trade facilitation	2.49	0.50	15.52	-	18.51	-	0.06	0.01	0.37	0.44	18.95	-	1.38	0.25	-	-	-	-	1.63	20.58	
033130 Regional trade agreements (RTAs)	1.73	-	-	0.06	1.79	-	0.01	-	0.39	0.40	2.19	-	0.29	0.20	-	-	-	-	0.49	2.68	
033140 Multilateral trade negotiations	1.88	1.30	-	-	3.19	-	-	-	0.46	0.47	3.65	-	-	0.32	-	-	-	-	0.32	3.97	
033150 Trade-related adjustment	-	-	-	-	-	-	-	-	-	-	-	-	0.02	-	-	-	-	-	0.02	0.02	
033181 Trade education/training	1.16	0.76	-	-	1.92	-	-	-	-	-	1.92	-	-	-	-	-	-	-	-	1.92	
033210 Tourism policy and administrative management	0.11	0.52	-	-	0.63	-	0.34	0.50	-	0.84	1.47	0.01	0.01	-	0.02	-	-	-	0.04	1.51	
Environmental protection	18.26	10.32	80.00	-	108.58	-	6.09	41.82	0.54	48.45	157.03	0.10	5.26	10.38	0.33	-	-	3.39	19.46	176.49	
041010 Environmental policy and administrative management	11.68	6.46	-	-	18.14	-	5.04	25.96	0.39	31.39	49.53	0.10	1.13	6.25	0.28	-	-	1.82	9.58	59.11	
041020 Biosphere protection	-	0.01	40.00	-	40.01	-	0.22	5.66	-	5.88	45.90	-	0.25	0.05	-	-	-	1.07	1.36	47.26	
041030 Bio-diversity	0.03	0.69	20.00	-	20.72	-	0.61	10.13	-	10.74	31.46	-	0.97	0.70	-	-	-	0.20	1.87	33.33	
041040 Site preservation	4.04	0.05	-	-	4.09	-	-	0.02	-	0.02	4.11	-	0.08	-	-	-	-	0.11	0.18	4.30	
041050 Flood prevention/control	0.16	-	20.00	-	20.16	-	0.22	0.05	-	0.27	20.43	-	2.54	0.16	-	-	-	-	2.71	23.14	
041081 Environmental education/training	2.08	3.09	-	-	5.17	-	-	-	0.15	0.15	5.31	-	0.28	0.43	0.05	-	-	0.19	0.95	6.27	
041082 Environmental research	0.27	0.02	-	-	0.29	-	-	-	-	-	0.29	-	0.01	2.80	-	-	-	-	2.81	3.10	
Multisector aid	111.40	5.37	3.55	2.17	122.50	0.91	50.65	17.66	0.25	69.47	191.97	-	91.15	47.67	7.22	-	-	188.22	334.25	526.22	
043010 Multisector aid	57.00	3.20	1.02	1.65	62.87	-	4.53	12.57	-	17.10	79.97	-	0.08	33.24	6.91	-	-	-	40.23	120.20	
043030 Urban development and management	4.55	1.30	-	0.16	6.01	-	1.69	1.44	0.25	3.38	9.39	-	8.02	0.22	-	-	-	-	8.24	17.63	
043040 Rural development	11.57	0.67	-	-	12.24	-	4.67	2.95	-	7.62	19.86	-	17.64	3.10	0.11	-	-	0.60	21.45	41.31	
043050 Non-agricultural alternative development	0.45	0.03	-	-	0.47	-	-	-	-	-	0.47	-	-	0.08	-	-	-	-	0.08	0.55	
043081 Multisector education/training	0.15	0.02	0.26	-	0.44	-	-	-	-	-	0.44	-	-	6.39	0.06	-	-	187.62	194.07	194.50	
043082 Research/scientific institutions	0.19	-	0.28	0.36	0.83	-	-	0.01	-	0.01	0.83	-	0.16	4.39	-	-	-	-	4.55	5.39	
051010 General budget support	-	-	-	-	-	-	39.71	-	-	39.71	39.71	-	0.06	-	-	-	-	-	0.06	39.77	
052010 Food aid/food security programs	37.49	0.15	2.00	-	39.64	0.91	0.01	-	-	0.92	40.57	-	1.15	0.25	0.14	-	-	-	1.53	42.10	
053030 Import support (capital goods)	0.01	-	-	-	0.01	-	-	-	-	-	0.01	-	-	-	-	-	-	-	-	0.01	
060020 Debt forgiveness	-	-	-	-	-	-	0.03	0.69	-	0.72	0.72	-	12.84	-	-	-	-	-	12.84	13.57	
060030 Relief of multilateral debt	-	-	-	-	-	-	-	-	-	-	-	-	51.20	-	-	-	-	-	51.20	51.20	
Humanitarian assistance	84.10	6.06	446.17	-	536.33	39.30	8.83	4.24	-	52.37	588.70	2.22	7.58	-	0.58	-	-	0.15	10.53	599.23	
072010 Material relief assistance and services	3.95	-	209.98	-	213.92	20.29	0.38	1.15	-	21.82	235.74	-	0.18	-	0.37	-	-	-	0.55	236.30	
072040 Emergency food aid	56.33	-	221.44	-	277.77	15.76	0.12	0.12	-	16.00	293.77	-	-	-	0.05	-	-	-	0.05	293.82	
072050 Relief co-ordination; protection and support services	0.22	-	10.79	-	11.01	1.19	-	0.04	-	1.23	12.24	2.00	2.23	-	-	-	-	-	4.23	16.47	
073010 Reconstruction relief and rehabilitation	14.01	3.90	-	-	17.91	0.84	8.27	1.12	-	10.23	28.14	0.22	3.82	-	0.16	-	-	-	4.19	32.33	
074010 Disaster prevention and preparedness	9.59	2.16	3.97	-	15.71	1.22	0.06	1.81	-	3.09	18.80	-	1.36	-	-	-	-	0.15	1.51	20.31	
Other aid expenditures	86.93	33.14	13.98	124.74	258.80	4.26	6.82	11.18	1.30	23.57	282.37	207.84	57.13	44.71	0.92	-	9.20	338.62	658.43	940.80	
091010 Administrative costs	-	-	-	-	-	4.26	6.06	9.91	1.30	21.54	21.54	8.80	-	8.95	-	5.40	300.02	-	323.16	344.70	
098810 Sectors not specified	1.61	0.41	0.22	-	2.23	-	0.76	1.28	-	2.04	4.27	199.04	57.13	1.07	0.67	-	3.81	38.60	300.33	304.60	
098820 Promotion of development awareness	0.01	18.03	-	-	18.03	-	-	-	-	-	18.03	-	-	0.33	0.25	-	-	-	0.58	18.61	
Operations and management	85.32	14.70	13.77	124.74	238.53	-	-	-	-	-	238.53	-	-	34.36	-	-	-	-	34.36	272.89	
Total - International Assistance	1 427.07	280.13	1 271.92	132.61	3 111.74	49.40	285.78	428.86	56.87	820.91	3 932.65	470.57	503.65	199.90	17.44	0.13	38.83	537.15	1 767.65	5 700.30	

(1) Includes Canada Fund for Local Initiatives.

(2) Other branches: Strategic Policy and Performance Branch - "Operations and management" include corporate administrative costs for CIDA.

(3) Other government departments include international assistance provided by Environment Canada, Natural Resources Canada, Human Resources Skills Development Canada, Parks Canada, Health Canada, Transport, and Industry Canada, as well as unallocable costs that cannot be directly or indirectly traced to a recipient country (such as imputed foreign student subsidies, and various administrative costs).

(4) SALW refers to the Disarmament of Small Arms and Light Weapons.

B2: Humanitarian Assistance by Country, Organization

This table includes ODA and other official assistance expenditures in \$ thousands.

RECIPIENT COUNTRY	CIDA						Other government departments			TOTAL
	Emergency Response			Reconstruction relief and rehabilitation	Disaster prevention and preparedness	TOTAL - CIDA	Foreign Affairs and International Trade	Others (1)	TOTAL - Other government departments	
	Material relief assistance and services	Emergency/food aid	Relief co-ordination, protection and support services							
Sub-Saharan Africa	154 232,93	156 596,67	6 566,40	0,00	1 332,21	318 728,20	2 000,00	255,00	2 255,00	320 983,20
Burkina-Faso	1 000,00	1 000,42	-	-	-	2 000,42	-	25,00	25,00	2 025,42
Burundi	-	1 500,62	-	-	-	1 500,62	-	-	-	1 500,62
Cameroon	249,90	-	-	-	-	249,90	-	-	-	249,90
Congo, Democratic Republic	8 058,15	6 181,74	-	-	-	14 239,89	-	-	-	14 239,89
Central African Republic	499,50	2 000,83	-	-	-	2 500,33	-	-	-	2 500,33
Congo	-	500,21	-	-	-	500,21	-	-	-	500,21
Côte d'Ivoire	2 500,00	1 000,00	-	-	-	3 500,00	-	-	-	3 500,00
Djibouti	2 447,50	1 000,00	212,50	-	-	3 660,00	-	-	-	3 660,00
Eritrea	2 413,15	-	-	-	-	2 413,15	-	-	-	2 413,15
Ethiopia	19 378,75	15 000,42	212,50	-	223,21	34 814,87	-	60,00	60,00	34 874,87
Kenya	18 815,65	26 403,92	212,50	-	94,00	45 526,07	-	100,00	100,00	45 626,07
Madagascar	-	500,21	-	-	-	500,21	-	-	-	500,21
Mali	2 326,00	5 998,33	-	-	-	8 324,33	-	-	-	8 324,33
Malawi	-	500,21	-	-	-	500,21	-	-	-	500,21
Niger	5 988,96	7 999,16	-	-	-	13 988,12	-	-	-	13 988,12
Rwanda	-	500,21	-	-	-	500,21	-	-	-	500,21
Senegal	249,90	-	-	-	-	249,90	-	-	-	249,90
Somalia	35 393,88	11 000,00	312,50	-	-	46 706,38	-	70,00	70,00	46 776,38
Sudan and South Sudan	15 458,55	41 000,00	2 300,40	-	-	58 758,95	-	-	-	58 758,95
Chad	5 771,52	10 399,58	500,00	-	-	16 671,10	-	-	-	16 671,10
Togo	-	-	-	-	-	-	2 000,00	-	2 000,00	2 000,00
Zimbabwe	999,90	2 000,83	-	-	-	3 000,73	-	-	-	3 000,73
Sub-Saharan Africa (inter-regional)	32 681,62	22 110,00	2 816,00	-	1 015,00	58 622,62	-	-	-	58 622,62
North Africa	2 100,40	3 428,33	-	-	-	5 528,73	-	-	-	5 528,73
Egypt	103,63	21,38	-	-	-	125,00	-	-	-	125,00
Libya	574,13	1 363,38	-	-	-	1 937,50	-	-	-	1 937,50
Mauritania	1 277,90	2 000,83	-	-	-	3 278,73	-	-	-	3 278,73
Tunisia	144,75	42,75	-	-	-	187,50	-	-	-	187,50
Middle East	9 241,84	54 176,35	45,51	1 062,94	-	64 526,64	-	-	-	64 526,64
Iraq	2 499,07	-	-	-	-	2 499,07	-	-	-	2 499,07
Jordan	340,00	-	-	-	-	340,00	-	-	-	340,00
Lebanon	330,00	-	-	-	-	330,00	-	-	-	330,00
West Bank and Gaza	1 577,05	41 175,00	45,51	1 062,94	-	43 860,50	-	-	-	43 860,50
Syria	1 080,00	3 998,55	-	-	-	5 078,55	-	-	-	5 078,55
Yemen	3 415,72	9 002,80	-	-	-	12 418,52	-	-	-	12 418,52
Asia	30 810,79	52 634,79	1 886,89	4 032,66	1 365,00	90 730,12	217,02	139,86	356,88	91 087,01
Afghanistan	1 980,35	14 980,35	-	-	94,85	17 055,56	-	-	-	17 055,56
Bangladesh	400,40	500,20	-	-	-	900,60	-	-	-	900,60
Cambodia	200,00	-	-	-	-	200,00	-	-	-	200,00
Korea, Democratic People's Republic	828,75	3 998,55	-	-	-	4 827,30	-	-	-	4 827,30
Sri Lanka	500,50	3 000,40	-	-	-	3 500,90	-	19,86	19,86	3 520,76
Burma (Myanmar)	601,40	1 500,60	-	-	-	2 102,00	-	-	-	2 102,00
Nepal	800,50	6 249,45	-	-	57,55	7 107,50	-	-	-	7 107,50
Philippines	1 474,34	1 422,90	-	-	-	2 897,24	-	120,00	120,00	3 017,24
Pakistan	12 872,02	8 998,75	-	4 032,66	275,45	26 178,87	217,02	-	217,02	26 395,89
Thailand	1 000,00	-	-	-	-	1 000,00	-	-	-	1 000,00
Tajikistan	-	750,30	-	-	-	750,30	-	-	-	750,30
Vietnam	-	-	-	-	21,40	21,40	-	-	-	21,40
Southeastern Asia	178,29	178,29	178,29	-	-	534,86	-	-	-	534,86
Asia (inter-regional)	9 974,25	11 055,00	1 708,60	-	915,75	23 653,60	-	-	-	23 653,60

B2: Humanitarian Assistance by Country, Organization

This table includes ODA and other official assistance expenditures in \$ thousands.

RECIPIENT COUNTRY	CIDA						Other government departments			TOTAL
	Emergency Response			Reconstruction relief and rehabilitation	Disaster prevention and preparedness	TOTAL - CIDA	Foreign Affairs and International Trade	Others (1)	TOTAL - Other government departments	
	Material relief assistance and services	Emergency/food aid	Relief co-ordination, protection and support services							
Americas	16 624,02	10 935,00	2 345,15	12 815,65	12 832,87	55 552,69	-	336,04	336,04	55 888,73
Colombia	1 804,91	2 000,03	199,20	-	-	4 004,13	-	-	-	4 004,13
Ecuador	-	749,93	-	-	-	749,93	-	-	-	749,93
Guatemala	470,00	-	-	-	-	470,00	-	-	-	470,00
Honduras	280,00	-	-	-	-	280,00	-	150,00	150,00	430,00
Haiti	8 299,54	4 000,05	1 700,40	10 826,74	2 156,86	26 983,60	-	136,04	136,04	27 119,64
Nicaragua	220,00	250,00	-	-	-	470,00	-	-	-	470,00
El Salvador	372,00	250,00	-	-	-	622,00	-	50,00	50,00	672,00
Caribbean	-	-	-	1 988,91	8 818,76	10 807,66	-	-	-	10 807,66
Americas (inter-regional)	5 177,57	3 685,00	445,55	-	1 857,25	11 165,37	-	-	-	11 165,37
Eastern Europe	914,78	-	166,85	-	177,00	1 258,63	-	-	-	1 258,63
Turkey	600,85	-	-	-	-	600,85	-	-	-	600,85
Europe (inter-regional)	313,93	-	166,85	-	177,00	657,78	-	-	-	657,78
Bilateral Humanitarian Assistance	213 924,76	277 771,14	11 010,80	17 911,25	15 707,08	536 325,02	2 217,02	730,90	2 947,92	539 272,94
RECIPIENT ORGANIZATION	(Finance Canada)									
United Nations Central Emergency Response Fund	9 400,00	-	-	-	-	9 400,00	-	-	-	9 400,00
United Nations Office for the Co-ordination of Humanitarian Affairs	-	-	1 000,00	-	-	1 000,00	-	-	-	1 000,00
Global Environment Facility	-	-	-	920,17	1 037,34	1 957,50	-	-	-	1 957,50
Inter-American Development Bank	1,65	-	-	4,93	57,97	64,55	-	-	-	64,55
African Development Bank	-	-	-	7 134,49	-	7 134,49	-	-	-	7 134,49
Asian Development Bank	378,59	121,20	-	1 134,99	-	1 634,78	-	-	-	1 634,78
United Nations Development Programme	94,88	-	36,75	198,50	596,10	926,23	-	-	-	926,23
United Nations Children's Fund	1 053,22	119,70	3,21	-	180,13	1 356,27	-	-	-	1 356,27
World Food Programme	-	15 757,73	193,97	838,46	1 217,86	18 008,02	-	-	-	18 008,02
The Office of the United Nations High Commissioner for Refugees	10 890,45	-	-	-	-	10 890,45	-	-	-	10 890,45
International Development Association	-	-	-	-	-	-	-	7 584,74	7 584,74	7 584,74
Multilateral Humanitarian Assistance	21 818,80	15 998,62	1 233,93	10 231,54	3 089,40	52 372,29	0,00	7 584,74	7 584,74	59 957,03
Total - Humanitarian Assistance	235 743,55	293 769,76	12 244,73	28 142,78	18 796,48	588 697,31	2 217,02	8 315,64	10 532,66	599 229,97

(1) Other government departments include international assistance provided by Environment Canada, the Province of Manitoba, the Province of Quebec, and the Province of Alberta.

Canadian International Assistance by Recipient Organization

C1: Summary of CIDA International Assistance by Type of Organization

This table includes ODA and other official assistance expenditures in \$ millions and excludes operations and management costs.

	Geographic Programs Branch	Multilateral & Global Programs Branch	Partnership with Canadians Branch	Strategic Policy and Performance Branch	TOTAL
Canadian Organizations	369,57	164,03	259,92	1,08	794,60
Civil Society (1)	165,94	158,13	234,71	0,14	558,92
Government	100,94	5,59	23,97	0,62	131,12
Private Sector	102,69	0,31	1,24	0,32	104,56
Foreign Organizations	364,80	65,93	4,47	1,32	436,52
Civil Society (1)	43,09	65,62	4,47	0,43	113,62
Government (2)	311,13	0,11	-	0,22	311,46
Private Sector	10,57	0,20	-	0,67	11,45
Multilateral Organizations (3)	607,06	1 849,00	0,90	5,44	2 462,41
Grants and Contributions	607,06	1 455,55	0,90	5,44	2 068,96
Encashments of Notes to IFIs	-	393,45	-	-	393,45
Local Technical Cooperation	0,31	0,10	0,14	0,04	0,59
Total	1 341,75	2 079,06	265,43	7,87	3 694,12

(1) For a detailed breakdown of transfer payments to civil society organizations, please consult Section 6 of the public accounts of Canada available at <http://www.tpsgc-pwgsc.gc.ca/recgen/cpc-pac/index-eng.html>

(2) CIDA's assistance to foreign governments is based on Program Based Approaches (such as Budget Support and pooled funding), in line with the Paris Declaration on Aid Effectiveness.

(3) More information on contributions to multilateral organizations can be found in Table C-2 of this report.

Canadian International Assistance by Recipient Organization

C2: International Assistance by Multilateral Organization

This table includes ODA and other official assistance expenditures in \$ millions and excludes operations and management costs.

RECIPIENT ORGANIZATION		CIDA				TOTAL - CIDA	Other government departments				TOTAL - Other government departments	TOTAL
		Long-term institutional support to multilateral organizations	Bilateral funding				Foreign Affairs and International Trade (3)	Finance Canada	Environment Canada	Other (4)		
			Multilateral & Global Programs Branch	Geographic Programs Branch	Other branches (2)							
International Development Institutions		339,84	74,33	170,19	1,65	586,02	8,44	-	0,66	6,64	15,73	601,75
CGIAR	Consultative Group on International Agricultural Research	15,37	-	-	-	15,37	-	-	-	6,50	6,50	21,87
GAVI	GAVI Alliance	15,00	-	-	-	15,00	-	-	-	-	-	15,00
GCDT	Global Crop Diversity Trust	1,00	-	-	-	1,00	-	-	-	-	-	1,00
GFATM	Global Fund to Fight AIDS, Tuberculosis and Malaria	220,00	-	-	-	220,00	-	-	-	-	-	220,00
UNAIDS	Joint UN Programme on HIV/AIDS	10,80	-	-	-	10,80	-	-	-	-	-	10,80
UNICEF	United Nations Children's Fund	36,00	65,66	73,82	-	175,49	1,20	-	0,05	0,05	1,25	176,73
UNDP	United Nations Development Programme	13,37	7,15	71,23	0,05	91,80	6,56	-	0,09	0,09	6,65	98,45
UNWOMEN	United Nations Entity for Gender Equality and the Empowerment of Women	10,00	1,27	1,45	1,60	14,32	0,68	-	-	-	0,68	15,00
UNEP	United Nations Environment Programme	-	-	-	-	-	-	-	0,66	-	0,66	0,66
UNFPA	United Nations Population Fund	17,35	0,25	20,74	-	38,34	-	-	-	-	-	38,34
ITC	World Trade Organisation - International Trade Centre	0,95	-	2,95	-	3,90	-	-	-	-	-	3,90
Humanitarian Assistance Institutions		49,40	309,86	125,54	-	484,80	0,40	-	-	-	0,40	485,20
CERF	United Nations Central Emergency Response Fund	9,40	-	-	-	9,40	-	-	-	-	-	9,40
UNHCR	United Nations High Commissioner for Refugees	14,00	45,50	2,00	-	61,50	-	-	-	-	-	61,50
UNMAS	United Nations Mine Action Service	-	-	3,10	-	3,10	0,40	-	-	-	0,40	3,50
OCHA	United Nations Office for the Co-ordination of Humanitarian Affairs	1,00	6,70	0,50	-	8,20	-	-	-	-	-	8,20
WFP	World Food Programme	25,00	257,66	119,95	-	402,61	-	-	-	-	-	402,61
Francophonie and Commonwealth		24,55	19,47	0,01	0,90	44,93	22,50	-	-	6,62	29,11	74,04
CF	Commonwealth Foundation	-	-	-	-	-	1,13	-	-	-	1,13	1,13
COL	Commonwealth of Learning	2,60	-	-	-	2,60	-	-	-	-	-	2,60
	Commonwealth Secretariat	13,00	-	-	0,90	13,90	-	-	-	-	-	13,90
CYP	Commonwealth Youth Programme	-	-	-	-	-	0,97	-	-	-	0,97	0,97
CONFEMEN	Conference of Francophone Ministers of Education	0,15	-	-	-	0,15	-	-	-	-	-	0,15
CONFJES	Conference of Francophone Youth and Sports Ministers	1,00	-	-	-	1,00	-	-	-	-	-	1,00
OIF	International Organisation of the Francophonie	7,80	-	0,01	-	7,81	20,40	-	-	6,62	27,01	34,82
	Joint Office for Commonwealth Permanent Missions to the United Nations	-	0,17	-	-	0,17	-	-	-	-	-	0,17
	Senghor University	-	19,30	-	-	19,30	-	-	-	-	-	19,30
International Financial Institutions		394,36	462,78	200,83	1,44	1 059,40	0,44	501,61	1,07	0,03	503,15	1 562,55
Afr.DB	African Development Bank	164,34	29,00	29,16	-	222,50	-	-	-	-	-	222,50
AsDB	Asian Development Bank	82,98	-	9,93	0,10	93,00	-	-	-	-	-	93,00
CDB	Caribbean Development Bank	21,79	-	12,78	-	34,57	-	-	-	-	-	34,57
GEF	Global Environment Facility	54,75	-	-	-	54,75	-	-	-	-	-	54,75
IDB	Inter-American Development Bank	16,67	211,80	13,30	-	241,77	-	-	-	-	-	241,77
IFAD	International Fund for Agricultural Development	50,00	19,85	-	-	69,85	-	-	-	-	-	69,85
MFMP	Multilateral Fund for the Implementation of the Montreal Protocol	3,83	-	-	-	3,83	-	-	1,07	-	1,07	4,90
IBRD	International Bank for Reconstruction and Development	-	-	-	-	-	-	66,13	-	-	66,13	66,13
IDA	International Development Association	-	-	-	-	-	-	435,48	-	-	435,48	435,48
IFC	International Finance Corporation	-	-	-	-	-	-	-	-	0,03	0,03	0,03
World Bank	World Bank Group (unspecified)	-	202,13	135,67	1,34	339,13	0,44	-	-	-	0,44	339,58
Other multilateral organizations		12,76	158,32	79,22	0,16	250,45	123,54	-	0,81	8,69	133,05	383,49
ACWL	Advisory Center on World Trade Organization (WTO) Law	-	1,50	-	-	1,50	-	-	-	-	-	1,50
WARDA (1)	Africa Rice Centre	-	-	0,49	-	0,49	-	-	-	-	-	0,49
UNCCD	Convention to Combat Desertification	0,30	-	-	-	0,30	-	-	-	-	-	0,30
ENDA-TM	Environmental Development Action in the Third World	-	-	-	-	-	-	-	-	0,24	0,24	0,24
FAO	Food and Agricultural Organisation	-	-	19,70	0,10	19,80	8,45	-	-	-	8,45	28,25
DCAF	Geneva Centre for the Democratic Control of Armed Forces	-	-	-	-	-	0,22	-	-	-	0,22	0,22
GICHD	Geneva International Centre for Humanitarian Demining	-	-	-	-	-	0,17	-	-	-	0,17	0,17
IAEA	International Atomic Energy Agency - Technical co-operation fund	2,46	-	-	-	2,46	-	-	-	-	-	2,46
CIAT (1)	International Center for Tropical Agriculture	-	-	2,59	-	2,59	-	-	-	-	-	2,59
ICARDA (1)	International Centre for Agricultural Research in Dry Areas	-	-	-	-	-	-	-	-	0,20	0,20	0,20
ICIPE	International Centre of Insect Physiology and Ecology	-	-	-	-	-	-	-	-	0,36	0,36	0,36
ICRISAT (1)	International Crop Research for Semi-Arid Tropics	-	-	-	-	-	-	-	-	0,22	0,22	0,22
IFPRI (1)	International Food Policy Research Institute	-	-	0,73	-	0,73	-	-	-	0,36	0,36	1,09
IDEA	International Institute for Democracy and Electoral Assistance	4,00	-	0,08	-	4,08	0,14	-	-	-0,01	0,14	4,22
ILO	International Labour Organisation	-	-	8,60	-	8,60	7,47	-	-	0,62	8,09	16,69

Canadian International Assistance by Recipient Organization

C2: International Assistance by Multilateral Organization

This table includes ODA and other official assistance expenditures in \$ millions and excludes operations and management costs.

RECIPIENT ORGANIZATION		Long-term institutional support to multilateral organizations	CIDA			TOTAL - CIDA	Other government departments				TOTAL - Other government departments	TOTAL
			Bilateral funding				Foreign Affairs and International Trade (3)	Finance Canada	Environment Canada	Other (4)		
			Multilateral & Global Programs Branch	Geographic Programs Branch	Other branches (2)							
ILRI (1)	International Livestock Research Institute	-	-	1,48	-	-	-	-	2,16	2,16	3,64	
CIMMYT (1)	International Maize and Wheat Improvement Center	-	-	0,51	-	-	-	-	-	-	0,51	
IMO	International Maritime Organization	-	-	-	-	0,32	-	-	-	0,32	0,32	
IMF	International Monetary Fund	-	-	10,75	-	0,50	-	-	-	0,50	11,25	
IOM	International Organisation for Migration	-	6,38	-	-	8,77	-	-	-	8,77	15,14	
CIP (1)	International Potato Centre	-	-	-	-	-	-	-	0,03	0,03	0,03	
ITU	International Telecommunication Union	-	-	-	-	-	-	-	1,16	1,16	1,16	
IWMI (1)	International Water Management Institute	-	-	-	-	-	-	-	0,06	0,06	0,06	
OHCHR	Office of the High Commissioner for Human Rights	6,00	-	2,00	-	-	-	-	-	-	8,00	
UPU	Universal Postal Union	-	-	-	-	-	-	-	0,29	0,29	0,29	
UNCDF	United Nations Capital Development Fund	-	-	0,57	-	-	-	-	-	-	0,57	
UNCTAD	United Nations Conference on Trade and Development	-	-	0,60	-	-	-	-	-0,03	-0,03	0,57	
UNDPKO	United Nations Department for Peacekeeping Operations	-	-	-	-	24,93	-	-	-	24,93	24,93	
UNESCO	United Nations Educational, Scientific and Cultural Organisation	-	1,06	1,50	-	7,02	-	-	0,04	7,06	9,62	
UN	United Nations	-	-	-	-	17,62	-	-	-	17,62	17,62	
UNFCCC	United Nations Framework Convention on Climate Change	-	-	-	-	0,67	-	0,65	-	1,32	1,32	
UN-HABITAT	United Nations Human Settlements Programme	-	-	-	-	0,40	-	-	0,02	0,42	0,42	
UNOPS	United Nations Office for Project Services	-	13,02	10,76	-	-	-	-	-	-	23,78	
UNODC	United Nations Office on Drugs and Crime	-	-	3,20	-	26,17	-	-	-	26,17	29,37	
UN-OPPBA	United Nations Office of Programme Planning, Budget & Accounts	-	-	-	0,06	-	-	-	-	-	0,06	
UNU	United Nations University (including Endowment Fund)	-	-	-	-	-	-	-	0,04	0,04	0,04	
ICRAF (1)	World Agroforestry Research Centre	-	-	0,65	-	-	-	-	0,06	0,06	0,71	
	WorldFish Centre	-	-	-	-	-	-	-	0,01	0,01	0,01	
WHO	World Health Organisation	-	131,86	15,00	-	12,42	-	-	1,37	13,79	160,65	
WIPO	World Intellectual Property Organization	-	-	-	-	0,02	-	-	-	0,02	0,02	
WMO	World Meteorological Organization	-	-	-	-	-	-	0,13	-	0,13	0,13	
WTO	World Trade Organisation	-	4,50	-	-	-	-	-	-	-	4,50	
	Multilateral Institutions, unspecified	-	-	-	-	1,03	-	-	1,50	2,53	2,53	
	United Nations Agencies, Funds, and Commissions, unspecified	-	-	-	-	5,69	-	0,01	-	5,70	5,70	
	European Union Institutions, unspecified	-	-	-	-	1,53	-	-	-	1,53	1,53	
	Regional multilateral organizations	-	3,34	31,27	2,20	36,81	40,81	-	-	14,16	54,97	91,78
AU	African Union (excluding peacekeeping facilities)	-	-	0,42	-	0,42	-	-	-	-	0,42	
CARICOM	Caribbean Community Secretariat	-	-	1,08	-	1,08	-	-	-	-	1,08	
CILSS	Comité Permanent Inter-États de lutte contre la Sécheresse dans le Sahel	-	-	0,71	-	0,71	-	-	-	-	0,71	
ECA	Economic Commission for Africa	-	-	3,55	-	3,55	-	-	-	-	3,55	
ECLAC	Economic Commission for Latin America and the Caribbean	-	-	-	-	-	-	-	0,49	0,49	0,49	
ESCAP	Economic and Social Commission for Asia and the Pacific	-	-	-	-	-	-	-	0,25	0,25	0,25	
IICA	Inter-American Institute for Co-operation on Agriculture	-	-	1,85	-	1,85	3,32	-	-	0,01	3,33	
JSCA	Justice Studies Centre of the Americas	-	-	0,59	-	0,59	-	-	0,14	0,14	0,73	
OECD	Organisation for Economic Co-operation and Development	-	-	0,35	2,20	2,55	-	-	-	-	2,55	
OSCE	Organisation for Security and Co-operation in Europe	-	-	1,00	-	1,00	8,13	-	-	-	8,13	
OAS	Organisation of American States	-	-	9,57	-	9,57	29,36	-	-	0,56	29,93	
OECS	Organisation of Eastern Caribbean States	-	-	0,37	-	0,37	-	-	-	-	0,37	
PAHO	Pan-American Health Organisation	-	3,34	11,79	-	15,13	-	-	-	12,73	12,73	
	Total	820,91	1 028,09	607,06	6,34	2 462,41	196,14	501,61	2,53	36,13	736,41	3 198,81

(1)Also receives funding through long-term institutional support to CGIAR

(2)CIDA Other Branches includes Partnership with Canadians Branch and Strategic Policy and Performance Branch.

(3)The disbursements reported for certain organizations represent the portion of the total unearmarked long-term institutional support that has been deemed official development assistance and international assistance. The organizations affected are the following: Food and Agriculture Organization (51%), International Labour Organization (60%), International Telecommunications Union (18%). The coefficients used are derived from the OECD's assessment of these institutions.

(4)Other government departments include the International Development Research Center, Human Resources and Skills Development Canada, Industry Canada, Health Canada, Transport Canada, Parks Canada, the Province of Quebec, and the Province of Manitoba.

Canadian International Assistance by Recipient

D1: International Assistance by Channel and Continent

This table includes ODA and other official assistance expenditures in \$ millions.

RECIPIENT	CIDA					Other government departments							TOTAL - Other government departments	TOTAL
	Geographic Programs Branch	Partnership with Canadians Branch	Multilateral & Global Programs Branch	Other branches (1)	TOTAL - CIDA	Finance Canada	International Development Research Centre	National Defence and Canadian Forces	Foreign Affairs and International Trade	Royal Canadian Mounted Police	Others (2)			
Africa														
Sub-Saharan Africa	696.02	128.89	1,115.73	7.24	1,947.88	229.05	57.56	-	84.17	3.50	5.92	380.19	2,328.07	
Bilateral Aid	696.02	128.89	675.23	7.24	1,507.39	2.04	57.56	-	79.26	3.50	5.92	148.27	1,655.66	
Country-allocable	576.72	115.59	380.66	0.04	1,073.01	2.04	12.13	-	26.26	3.50	4.82	48.74	1,121.75	
of which ODA	576.72	115.59	380.66	0.04	1,073.01	2.04	12.13	-	23.25	3.50	4.82	45.73	1,118.74	
Unallocable by country	119.30	13.30	294.57	7.21	434.38	-	45.43	-	53.00	-	1.10	99.53	533.91	
of which ODA	119.30	13.30	294.57	7.21	434.38	-	45.43	-	45.73	-	1.10	92.27	526.65	
Multilateral Aid			440.50		440.50	227.01	-	-	4.91	-	-	231.91	672.41	
Humanitarian assistance organizations			24.67		24.67							-	24.67	
Regional development banks			163.95		163.95							-	163.95	
UN organizations			220.17		220.17				4.91			4.91	225.08	
Other multilateral organizations			31.71		31.71	227.01					-	227.01	258.72	
North Africa	21.49	0.85	14.67	-	37.01	8.13	2.54	-	12.22	-	0.74	23.63	60.64	
Bilateral Aid	21.49	0.85	6.71	-	29.06	-	2.54	-	11.95	-	0.73	15.22	44.28	
Country-allocable	16.03	0.81	6.66	-	23.51	-	1.06	-	11.95	-	0.45	13.46	36.97	
of which ODA	16.03	0.81	6.66	-	23.51	-	1.06	-	4.04	-	0.45	5.55	29.05	
Unallocable by country	5.46	0.04	0.04	-	5.55	-	1.48	-	-	-	0.28	1.76	7.31	
of which ODA	5.46	0.04	0.04	-	5.55	-	1.48	-	-	-	0.28	1.76	7.31	
Multilateral Aid			7.96		7.96	8.13	-	-	0.26	-	0.01	8.41	16.36	
Humanitarian assistance organizations			1.78		1.78							-	1.78	
Regional development banks			0.40		0.40							-	0.40	
UN organizations			5.63		5.63				0.26			0.26	5.89	
Other multilateral organizations			0.15		0.15	8.13					0.01	8.14	8.30	
Africa - Total	717.52	129.74	1,130.40	7.24	1,984.90	237.18	60.11	-	96.38	3.50	6.65	403.82	2,388.71	
Middle East	71.64	1.63	30.99	0.09	104.34	2.71	3.91	-	9.88	0.38	0.28	17.16	121.50	
Bilateral Aid	71.64	1.63	22.72	0.09	96.07	-	3.91	-	9.61	0.38	0.25	14.15	110.22	
Country-allocable	63.23	1.55	22.57	0.02	87.38	-	0.72	-	5.86	0.38	0.25	7.21	94.59	
of which ODA	63.23	1.55	22.57	0.02	87.38	-	0.72	-	5.72	0.24	0.25	6.94	94.32	
Unallocable by country	8.40	0.08	0.14	0.07	8.69	-	3.18	-	3.75	-	-	6.94	15.63	
of which ODA	8.40	0.08	0.14	0.07	8.69	-	3.18	-	3.33	-	-	6.51	15.20	
Multilateral Aid			8.27		8.27	2.71	-	-	0.27	-	0.03	3.01	11.28	
Humanitarian assistance organizations			3.41		3.41							-	3.41	
Regional development banks			-		-							-	-	
UN organizations			4.31		4.31				0.27			0.27	4.57	
Other multilateral organizations			0.56		0.56	2.71					0.03	2.74	3.30	
Asia	317.54	36.63	483.84	6.75	844.76	193.92	39.11	0.13	62.91	7.11	2.39	305.57	1,150.32	
Bilateral Aid	317.54	36.63	238.71	6.75	599.62	-	39.11	0.13	58.83	7.11	1.53	106.70	706.33	
Country-allocable	285.59	32.33	53.74	0.04	371.71	-	8.70	0.13	35.16	7.11	1.53	52.62	424.32	
of which ODA	285.59	32.33	53.74	0.04	371.71	-	8.70	0.13	11.13	7.11	1.53	28.59	400.29	
Unallocable by country	31.94	4.30	184.97	6.71	227.92	-	30.41	-	23.67	-	-	54.09	282.00	
of which ODA	31.94	4.30	184.97	6.71	227.92	-	30.41	-	18.83	-	-	49.25	277.16	
Multilateral Aid	-	-	245.13	-	245.13	193.92	-	-	4.08	-	0.86	198.86	444.00	
Humanitarian assistance organizations			12.35		12.35							-	12.35	
Regional development banks			80.30		80.30							-	80.30	
UN organizations			138.76		138.76							-	138.76	
Other multilateral organizations			13.72		13.72	193.92			4.08		0.86	198.86	212.59	
Americas	299.24	83.84	392.15	11.36	786.60	40.17	34.74	-	88.20	18.23	18.10	199.43	986.03	
Bilateral Aid	299.24	83.84	304.38	11.36	698.82	-	34.74	-	86.39	18.23	5.56	144.92	843.75	
Country-allocable	211.38	75.67	24.09	1.13	312.28	-	9.63	-	36.65	18.23	5.17	69.68	381.96	
of which ODA	211.24	74.64	24.09	1.13	311.10	-	9.63	-	31.41	18.23	5.17	64.44	375.54	
Unallocable by country	87.86	8.17	280.29	10.23	386.55	-	25.10	-	49.74	-	0.40	75.24	461.79	
of which ODA	87.86	8.17	280.29	10.23	386.55	-	25.10	-	23.15	-	0.40	48.65	435.20	

Canadian International Assistance by Recipient

D1: International Assistance by Channel and Continent

This table includes ODA and other official assistance expenditures in \$ millions.

RECIPIENT	CIDA					Other government departments						TOTAL - Other government departments	TOTAL
	Geographic Programs Branch	Partnership with Canadians Branch	Multilateral & Global Programs Branch	Other branches (1)	TOTAL - CIDA	Finance Canada	International Development Research Centre	National Defence and Canadian Forces	Foreign Affairs and International Trade	Royal Canadian Mounted Police	Others (2)		
Multilateral Aid	-	-	87.77	-	87.77	40.17	-	-	1.80	-	12.54	54.51	142.28
Humanitarian assistance organizations			3.72		3.72							-	3.72
Regional development banks			38.46		38.46							-	38.46
UN organizations			39.30		39.30			1.80			12.38	14.18	53.48
Other multilateral organizations			6.29		6.29	40.17					0.16	40.33	46.63
Eastern Europe	21.14	2.79	48.87	2.56	75.36	20.66	0.05	-	83.97	0.23	1.17	106.06	181.43
Bilateral Aid	21.14	2.79	20.29	2.56	46.78	-	0.05	-	83.71	0.23	1.17	85.15	131.93
Country-allocable	19.37	1.53	0.60	-	21.50	-	0.05	-	76.98	0.23	1.17	78.42	99.91
of which ODA	19.17	1.53	0.60	-	21.30	-	0.05	-	20.54	0.23	1.17	21.98	43.28
Unallocable by country	1.77	1.26	19.69	2.56	25.28	-	-	-	6.73	-	-	6.73	32.01
of which ODA	1.77	1.26	19.69	2.56	25.28	-	-	-	1.87	-	-	1.87	27.15
Multilateral Aid	-	-	28.59	-	28.59	20.66	-	-	0.25	-	-	20.91	49.50
Humanitarian assistance organizations			3.48		3.48							-	3.48
Regional development banks			2.68		2.68							-	2.68
UN organizations			20.70		20.70			0.25				0.25	20.95
Other multilateral organizations			1.73		1.73	20.66						20.66	22.39
Unallocable	-	25.50	6.58	104.61	136.69	9.00	61.99	-	129.23	9.39	526.00	735.61	872.30
Bilateral Aid	-	25.50	3.89	104.61	134.00	9.00	61.99	-	32.05	9.39	521.51	633.94	767.94
of which ODA	-	25.49	3.89	104.61	133.99	9.00	61.99	-	7.96	9.39	165.00	253.34	387.33
of which imputed costs					-						512.14	0.55	0.55
Multilateral Aid	-	-	2.69	-	2.69				97.18		4.49	101.67	104.36
of which ODA	-	-	2.69	-	2.69				97.18		1.57	98.75	101.44
Summary													
Bilateral International Assistance	1,427.07	280.13	1,271.92	132.61	3,111.74	11.04	199.90	0.13	361.82	38.83	536.65	1,148.36	4,260.10
Multilateral International Assistance			820.91		820.91	492.61			108.75		17.93	619.29	1,440.20
Total - International Assistance	1,427.07	280.13	2,092.83	132.61	3,932.65	503.65	199.90	0.13	470.57	38.83	554.59	1,767.65	5,700.30

(1) Other branches: Strategic Policy and Performance Branch, with corporate administrative costs from non-programming branches included.

(2) Other government departments include international assistance provided by Environment Canada, Human Resources and Skills Development Canada, Natural Resources Canada, Parks Canada, Health Canada, Industry Canada, and Transport Canada, as well as unallocable costs that cannot be directly or indirectly traced to a recipient country (such as imputed foreign student subsidies, and various administrative costs). It also includes aid from provincial and municipal levels of government.

Canadian International Assistance by Recipient

D2: Bilateral International Assistance

This table includes ODA and other official assistance expenditures in \$ millions.

RECIPIENT COUNTRY	CIDA							Other government departments									TOTAL
	Geographic Programs Branch		Multilateral & Global Programs Branch		Partnership with Canadian Branch	Other branches (1)	TOTAL - CIDA	Foreign Affairs and International Trade	Finance Canada	Environment	National Defence and Canadian Forces	Royal Canadian Mounted Police	International Development Research Centre	Provinces and municipalities	Others (2)	TOTAL - Other government departments	
	Country and regional programs	Canada Fund for Local Initiatives	Humanitarian assistance programs	Global Initiatives													
Africa																	
Sub-Saharan Africa	690,09	5,93	362,77	312,46	128,89	7,24	1 507,39	79,26	2,04	-	-	3,50	57,56	3,89	2,02	148,27	1 655,66
Country-allocable																	
Angola	-	0,17	-	0,39	-	-	0,55	0,06	-	-	-	-	-0,01	-	-	0,05	0,61
Benin	2,01	0,10	-	0,39	3,87	-	6,37	0,90	-	-	-	-	0,30	0,20	-	1,40	7,77
Botswana	-	0,08	-	-	1,07	-	1,15	-	-	-	-	-	0,25	-	-	0,25	1,40
Burkina-Faso	15,63	0,20	2,00	0,81	8,03	-	26,67	0,09	-	-	-	-	1,12	0,64	-	1,84	28,51
Burundi	-	0,06	2,40	0,39	0,86	-	3,71	-	-	-	-	-	0,19	-	-	0,19	3,90
Cameroon	1,15	0,13	0,25	0,57	2,06	-	4,17	0,11	-	-	-	-	0,01	0,10	0,89	1,11	5,28
Cape Verde	-	0,09	-	-	-	-	0,09	-	-	-	-	-	-	-	-	-	0,09
Central African Republic	-	0,10	2,75	0,52	-	-	3,37	-	-	-	-	-	-	-	-	-	3,37
Chad	-	-	16,67	0,39	0,06	-	17,12	-	-	-	-	-	-	-	-	-	17,12
Comoros	-	-	0,25	0,39	-	-	0,64	-	-	-	-	-	-	-	-	-	0,64
Congo	-	0,14	0,50	0,14	0,06	-	0,83	-	-	-	-	-	-	0,01	-	0,01	0,84
Congo, Democratic Republic	6,17	0,26	13,74	3,52	1,98	-	25,68	3,52	-	-	-	0,58	0,19	-	-	4,29	29,97
Côte d'Ivoire	-	0,44	3,75	-	0,06	-	4,25	0,71	2,04	-	-	0,94	0,11	-	-	3,79	8,04
Djibouti	-	0,10	3,66	0,39	-	-	4,15	-	-	-	-	-	-	-	-	-	4,15
Equatorial Guinea	-	0,05	-	0,14	-	-	0,18	-	-	-	-	-	-	-	-	-	0,18
Eritrea	-	-	2,41	-	0,01	-	2,42	-	-	-	-	-	-	0,02	-	0,02	2,44
Ethiopia	77,86	0,15	41,59	8,08	11,09	-	138,78	0,05	-	-	-	-	0,19	0,30	-	0,54	139,32
Gabon	-	0,06	-	0,14	-	-	0,20	-	-	-	-	-	-	-	-	-	0,20
Gambia	-	0,05	2,00	0,40	0,36	-	2,81	-	-	-	-	-	-	-	-	-	2,81
Ghana	75,77	0,10	1,50	4,80	10,98	-	93,15	1,75	-	-	-	-	0,76	0,16	-	2,67	95,82
Guinea	-	0,14	0,25	0,91	0,94	-	2,24	-	-	-	-	-	0,01	-	-	0,01	2,25
Guinea-Bissau	-	0,13	0,25	-	0,13	-	0,51	-	-	-	-	-	-	-	-	-	0,51
Kenya	3,41	0,10	45,68	3,17	7,68	-	60,05	0,14	-	-	-	-	1,97	0,11	0,03	2,24	62,29
Lesotho	-	0,09	-	0,39	0,81	-	1,28	-	-	-	-	-	0,12	-	-	0,12	1,40
Liberia	-	0,01	0,40	1,43	1,67	-	3,51	-	-	-	-	-	0,07	0,05	-	0,12	3,63
Madagascar	-	0,20	0,50	3,02	0,30	-	4,03	-	-	-	-	-	0,04	0,07	-	0,11	4,14
Malawi	18,83	0,12	0,50	8,40	3,95	-	31,82	0,09	-	-	-	-	0,43	0,06	-	0,58	32,39
Mali	36,99	0,20	10,32	3,61	10,12	-	61,24	1,47	-	-	-	-	0,31	0,73	-	2,51	63,76
Mauritius	-	-	-	-	-	-	-	-	-	-	-	-	0,01	-	-	0,01	0,01
Mozambique	85,25	0,15	1,50	8,09	5,37	-	100,35	-	-	-	-	-	0,37	0,03	-	0,40	100,75
Namibia	-	0,07	-	-	0,22	-	0,30	-	-	-	-	-	0,17	0,02	-	0,19	0,49
Niger	1,26	0,11	15,49	8,19	1,71	-	26,76	-	-	-	-	-	0,21	0,02	-	0,23	26,99
Nigeria	20,70	0,47	-	7,27	2,23	-	30,68	0,01	-	-	-	-	0,54	-	-	0,56	31,24
Rwanda	5,11	0,12	0,50	2,18	5,57	-	13,49	0,12	-	-	-	-	0,66	0,03	-	0,81	14,30
Sao Tome and Principe	-	0,05	-	-	-	-	0,05	-	-	-	-	-	-	-	-	-	0,05
Senegal	42,81	0,15	5,75	0,81	6,95	-	56,46	0,02	-	-	-	-	0,53	0,46	-	1,00	57,46
Seychelles	-	-	-	0,02	-	-	0,02	-	-	-	-	-	-	-	-	-	0,02
Sierra Leone	-	-	2,75	2,08	1,37	-	6,20	0,04	-	-	-	-	0,07	0,01	-	0,11	6,32
Somalia	-	0,46	46,96	-	0,07	-	47,49	1,00	-	-	-	-	0,01	0,14	-	1,15	48,64
South Africa	7,98	0,10	-	-	2,94	-	11,03	3,43	-	-	-	-	1,34	0,05	-	4,83	15,85
Sudan and South Sudan	36,65	0,19	58,76	-	1,27	0,02	96,88	10,44	-	-	-	1,98	0,10	0,02	-	12,53	109,42
Swaziland	-	0,08	-	0,87	0,43	-	1,38	-	-	-	-	-	0,18	-	-	0,18	1,56
Tanzania	119,47	0,10	2,00	6,65	10,53	-	138,75	0,02	-	-	-	-	0,56	0,45	-	1,03	139,78
Togo	-	0,19	-	-	0,69	-	0,87	2,08	-	-	-	-	0,04	0,05	-	2,17	3,04
Uganda	-	0,10	-	7,57	4,52	-	12,19	-	-	-	-	-	0,96	0,08	-	1,04	13,23
Zambia	1,50	0,13	-	2,71	3,20	-	7,55	0,06	-	-	-	-	0,02	-	-	0,09	7,63
Zimbabwe	12,21	0,18	3,00	3,79	2,41	-	21,60	0,18	-	-	-	-	0,32	0,06	-	0,56	22,16

Canadian International Assistance by Recipient

D2: Bilateral International Assistance

This table includes ODA and other official assistance expenditures in \$ millions.

RECIPIENT COUNTRY	CIDA							Other government departments								TOTAL	
	Geographic Programs Branch		Multilateral & Global Programs Branch		Partnership with Canadian Branch	Other branches (1)	TOTAL - CIDA	Foreign Affairs and International Trade	Finance Canada	Environment	National Defence and Canadian Forces	Royal Canadian Mounted Police	International Development Research Centre	Provinces and municipalities	Others (2)		TOTAL - Other government departments
	Country and regional programs	Canada Fund for Local Initiatives	Humanitarian assistance programs	Global Initiatives													
Region-allocable																	
East and Southern Africa	4,69	-	-	-	-	-	4,69	-	-	-	-	-	-	-	-	-	-
West and Central Africa	35,11	-	-	-	-	-	35,11	-	-	-	-	-	-	-	-	-	-
Sub-Saharan Africa (inter-regional)	79,50	-	74,68	219,89	13,30	7,21	394,58	53,00	-	-	-	45,43	-	1,10	99,53	494,11	
North Africa	20,64	0,85	5,54	1,17	0,85	7,21	29,06	11,95	-	-	-	2,54	-	0,73	15,22	44,28	
Country-allocable																	
Algeria	1,20	0,10	-	-	0,01	-	1,30	0,37	-	-	-	0,18	-	-	0,55	1,85	
Egypt	7,75	0,27	0,13	-	0,04	-	8,18	0,08	-	-	-	0,44	-	-	0,52	8,70	
Libya	-	-	1,94	-	-	-	1,94	11,51	-	-	-	-	-	-	11,51	13,45	
Mauritania	-	0,10	3,25	0,39	0,08	-	3,82	-	-	-	-	-	-	-	3,82	-	
Morocco	6,24	0,20	0,39	0,39	0,66	-	7,49	-	-	-	-	0,14	-	0,45	0,60	8,09	
Tunisia	-	0,18	0,19	0,39	0,02	-	0,77	-	-	-	-	0,29	-	-	0,29	1,07	
Region-allocable																	
Maghreb	5,46	-	0,03	0,01	0,04	-	5,55	-	-	-	-	1,48	-	0,28	1,76	7,31	
Africa - Total	710,74	6,78	368,31	313,63	129,74	7,24	1 536,44	91,21	2,04	-	-	3,50	60,11	3,89	2,75	163,50	1 699,94
Middle East	70,68	0,96	21,80	0,92	1,63	0,09	96,07	9,61	-	-	-	0,38	3,91	0,05	0,20	14,15	110,22
Country-allocable																	
Iraq	-	-	2,50	-	0,14	-	2,64	-	-	-	-	0,04	-	-	0,04	2,68	
Jordan	5,99	0,26	0,34	-	0,74	-	7,33	0,34	-	-	-	-	-	0,20	0,54	7,87	
Lebanon	0,43	0,27	0,33	-	0,06	-	1,10	0,06	-	-	0,14	0,27	-	-	0,46	1,56	
Syria	-	-	5,08	-	-	-	5,08	-	-	-	-	-	-	-	5,08	-	
West Bank and Gaza	55,86	0,23	1,00	-	0,60	0,02	57,71	5,46	-	-	0,24	0,41	0,05	-	6,17	63,87	
Yemen	-	0,19	12,42	0,91	-	-	13,52	-	-	-	-	-	-	-	-	13,52	
Region-allocable																	
Middle East	8,40	-	0,14	0,01	0,08	0,07	8,69	3,75	-	-	-	3,18	-	-	6,94	15,63	
Asia	312,66	4,88	76,41	162,30	36,63	6,75	599,62	58,83	-	0,14	0,13	7,11	39,11	1,38	-	106,70	706,33
Country-allocable																	
Afghanistan	117,00	-	-	-	1,64	0,02	118,66	22,31	-	-	0,13	7,11	0,26	0,05	29,85	148,51	
Bangladesh	55,49	0,20	0,90	0,63	2,78	-	60,00	0,08	-	-	-	0,67	0,02	-	0,77	60,77	
Bhutan	-	0,07	-	-	0,04	-	0,12	-	-	-	-	0,24	-	-	0,24	0,35	
Burma (Myanmar)	-	-	2,10	-	0,53	-	2,63	0,07	-	-	-	0,05	-	-	0,12	2,75	
Cambodia	11,44	0,13	0,20	2,64	3,60	-	18,00	0,19	-	-	-	0,92	0,41	-	1,52	19,52	
China	5,74	0,46	-	-	0,71	-	6,91	0,68	-	0,14	-	0,99	0,02	-	1,83	8,74	
India	-	0,39	-	-	6,37	-	6,76	0,27	-	-	-	2,43	0,22	-	2,93	9,69	
Indonesia	18,25	0,21	-	0,14	3,71	-	22,30	2,62	-	-	-	0,36	0,02	-	3,00	25,30	
Iran	-	-	-	-	-	-	-	0,13	-	-	-	-	-	-	0,13	0,14	
Kazakhstan	-	0,04	-	-	-	-	0,04	0,02	-	-	-	-	-	-	0,02	0,06	
Kiribati	-	-	-	0,27	-	-	0,27	-	-	-	-	-	-	-	-	0,27	
Korea, Democratic People's Republic	-	-	4,83	-	-	-	4,83	-	-	-	-	-	-	-	4,83	-	
Kyrgyzstan	-	0,04	-	-	0,02	-	0,06	0,15	-	-	-	-	-	-	0,15	0,21	
Laos	-	-	-	1,04	0,35	-	1,39	0,11	-	-	-	0,02	-	-	0,14	1,53	
Malaysia	-	-	-	-	0,03	-	0,03	0,43	-	-	-	0,03	-	-	0,47	0,50	
Maldives	-	0,08	-	0,02	-	-	0,10	-	-	-	-	-	-	-	0,10	-	
Mongolia	-	0,45	-	-	0,33	-	0,78	-	-	-	-	0,02	-	-	0,02	0,81	
Nauru	-	-	-	0,02	-	-	0,02	-	-	-	-	-	-	-	-	0,02	
Nepal	5,36	0,30	7,35	0,14	2,07	-	15,22	0,10	-	-	-	0,64	0,05	-	0,79	16,01	
Pakistan	33,88	0,37	21,59	0,91	0,63	0,02	57,40	6,27	-	-	-	0,41	0,04	-	6,73	64,13	
Papua New Guinea	-	-	-	1,04	0,06	-	1,11	-	-	-	-	-	-	-	1,11	-	
Philippines	6,96	0,42	2,90	-	2,67	-	12,95	0,14	-	-	-	0,48	0,13	-	0,75	13,70	
Samoa	-	-	-	0,28	-	-	0,28	-	-	-	-	-	-	-	-	0,28	
Solomon Islands	-	-	-	0,28	-	-	0,28	-	-	-	-	-	-	-	-	0,28	
Sri Lanka	6,46	0,23	3,50	-	1,11	-	11,30	0,09	-	-	-	0,39	0,04	-	0,52	11,82	
Tajikistan	-	0,08	0,75	-	0,14	-	0,97	0,50	-	-	-	-	-	-	0,50	1,47	
Thailand	-	0,38	1,00	0,14	0,26	-	1,78	0,76	-	-	-	0,31	-	-	1,07	2,85	
Timor-Leste	-	-	0,25	-	0,37	-	0,62	-	-	-	-	0,05	0,02	-	0,06	0,68	
Tuvalu	-	-	-	0,28	-	-	0,28	-	-	-	-	-	-	-	-	0,28	

Canadian International Assistance by Recipient

D2: Bilateral International Assistance

This table includes ODA and other official assistance expenditures in \$ millions.

RECIPIENT COUNTRY	CIDA							Other government departments								TOTAL	
	Geographic Programs Branch		Multilateral & Global Programs Branch		Partnership with Canadians Branch	Other branches (1)	TOTAL - CIDA	Foreign Affairs and International Trade	Finance Canada	Environment	National Defence and Canadian Forces	Royal Canadian Mounted Police	International Development Research Centre	Provinces and municipalities	Others (2)		TOTAL - Other government departments
	Country and regional programs	Canada Fund for Local Initiatives	Humanitarian assistance programs	Global Initiatives													
Vanuatu	-	-	-	0,42	-	-	0,42	-	-	-	-	-	-	-	-	-	0,42
Vietnam	20,96	0,21	-	0,14	4,91	-	26,22	0,22	-	-	-	-	0,41	0,37	-	-	1,00
Region-allocable																	
Southern Asia	-	-	-	-	-	-	-	0,32	-	-	-	-	6,38	-	-	-	6,70
Southeastern Asia	7,52	0,82	-	0,09	-	-	8,43	0,06	-	-	-	-	-	-	-	-	0,06
Asia (inter-regional)	23,60	-	31,04	153,83	4,30	6,71	219,49	23,29	-	-	-	-	24,03	-	-	-	47,33
Americas	295,12	4,12	34,53	269,85	83,84	11,36	698,82	86,39	-	0,45	-	18,23	34,74	3,71	1,40	144,92	843,74
Country-allocable																	
Antigua and Barbuda	-	-	-	-	0,07	-	0,07	-	-	-	-	-	-	-	-	-	0,07
Argentina	-	0,12	-	0,14	0,06	-	0,31	0,15	-	0,01	-	-	0,89	-	-	-	1,05
Barbados	-	0,04	-	-	0,31	-	0,35	-	-	-	-	-	-	-	-	-	0,35
Belize	-	0,08	-	-	0,26	-	0,34	-	-	-	-	-	-	0,02	-	-	0,02
Bolivia	11,36	0,12	-	0,14	10,81	-	22,43	0,14	-	-	-	-	0,50	0,52	-	-	1,16
Brazil	0,02	0,29	-	-	1,06	-	1,38	0,47	-	-	-	-	0,95	0,06	-	-	1,48
Chile	-	0,10	-	0,14	0,21	-	0,44	0,14	-	0,05	-	-	0,41	-	-	-	0,59
Colombia	15,67	0,22	4,00	0,14	3,71	-	23,73	6,92	-	-	-	-	0,71	0,05	-	-	7,68
Costa Rica	-	0,12	-	0,14	0,36	-	0,61	0,64	-	-	-	-	0,42	0,05	0,30	-	1,40
Cuba	3,16	0,20	-	-	1,41	-	4,77	-	-	-	-	-	-	0,05	-	-	0,05
Dominica	-	-	-	0,02	0,01	-	0,03	-	-	-	-	-	0,02	-	-	-	0,02
Dominican Republic	-	0,18	-	-	0,79	-	0,97	0,11	-	-	-	-	-	0,07	0,30	-	0,49
Ecuador	-	0,10	0,75	-	0,89	-	1,74	0,16	-	-	-	-	0,07	0,12	-	-	0,35
El Salvador	-	0,14	0,62	0,14	1,83	-	2,72	0,18	-	-	-	-	0,20	0,05	-	-	0,42
Grenada	-	-	-	0,02	0,21	-	0,23	-	-	-	-	-	-	-	-	-	0,23
Guatemala	5,48	0,11	0,47	0,14	3,32	-	9,51	3,84	-	-	-	0,22	0,32	0,02	-	-	4,40
Guyana	0,40	0,08	-	0,14	2,75	-	3,37	0,11	-	-	-	-	0,11	-	-	-	0,22
Haiti	109,31	0,20	14,25	0,27	26,52	0,02	150,57	19,88	-	-	-	18,01	1,25	1,81	-	-	40,94
Honduras	28,93	0,09	0,28	0,14	4,96	-	34,39	0,11	-	0,15	-	-	0,13	0,17	0,30	-	0,87
Jamaica	2,27	0,18	-	-	2,79	-	5,24	0,93	-	-	-	-	0,05	-	-	-	0,97
Mexico	-	0,40	-	1,04	0,34	0,66	2,44	2,35	-	-	-	-	0,95	0,09	-	-	3,39
Nicaragua	11,44	0,09	0,47	0,14	3,53	-	15,67	-	-	-	-	-	0,01	0,25	-	-	0,26
Panama	-	0,12	-	0,14	0,57	-	0,83	-	-	-	-	-	0,07	-	0,30	-	0,37
Paraguay	-	0,13	-	0,14	0,21	-	0,48	-	-	-	-	-	0,16	-	-	-	0,16
Peru	19,59	0,16	-	0,14	7,03	0,44	27,36	0,09	-	0,05	-	-	1,97	0,38	-	-	2,48
Saint Kitts and Nevis	-	-	-	-	0,23	-	0,23	-	-	-	-	-	0,09	-	-	-	0,09
Saint Lucia	-	-	-	-	0,37	-	0,37	-	-	-	-	-	0,09	-	-	-	0,09
Saint Vincent and the Grenadines	-	-	-	0,02	0,26	-	0,28	-	-	-	-	-	-	-	-	-	0,28
Suriname	-	0,08	-	0,14	0,03	-	0,24	0,03	-	-	-	-	-	-	-	-	0,03
Trinidad and Tobago	-	0,10	-	-	0,72	-	0,82	0,40	-	-	-	-	-	-	-	-	0,40
Uruguay	-	0,12	-	-	0,07	-	0,19	-	-	-	-	-	0,28	-	-	-	0,28
Venezuela	-	0,18	-	-	-	-	0,18	-	-	-	-	-	-	-	-	-	0,18
Region-allocable																	
Caribbean	44,67	0,38	-	49,50	-	-	94,54	-	-	-	-	-	1,18	-	-	-	1,18
Central America	-	-	-	-	-	-	-	8,14	-	0,02	-	-	1,06	-	-	-	9,22
South America	-	-	-	96,00	-	-	96,00	0,04	-	0,04	-	-	20,49	-	-	-	20,57
Americas (inter-regional)	42,82	-	13,69	121,10	8,17	10,23	196,00	41,57	-	0,13	-	-	2,38	-	0,20	-	44,27

Canadian International Assistance by Recipient

D2: Bilateral International Assistance

This table includes ODA and other official assistance expenditures in \$ millions.

RECIPIENT COUNTRY	CIDA							Other government departments									TOTAL
	Geographic Programs Branch		Multilateral & Global Programs Branch		Partnership with Canadians Branch	Other branches (1)	TOTAL - CIDA	Foreign Affairs and International Trade	Finance Canada	Environment	National Defence and Canadian Forces	Royal Canadian Mounted Police	International Development Research Centre	Provinces and municipalities	Others (2)	TOTAL - Other government departments	
	Country and regional programs	Canada Fund for Local Initiatives	Humanitarian assistance programs	Global Initiatives													
Eastern Europe	20,18	0,96	1,30	18,99	2,79	2,56	46,78	83,71	-	-	-	0,23	0,05	1,17	-	85,15	131,93
Country-allocable																	
Albania	-	0,05	-	-	-	-	0,05	-	-	-	-	-	-	-	-	-	0,05
Armenia	-	0,04	-	-	0,05	-	0,09	-	-	-	-	-	-	-	-	-	0,09
Azerbaijan	-	0,04	-	-	0,05	-	0,09	-	-	-	-	-	-	-	-	-	0,09
Belarus	-	-	-	-	-	-	-	-	-	-	-	-	0,01	-	-	0,01	0,01
Bosnia and Herzegovina	-	0,09	-	-	-	-	0,09	0,50	-	-	-	-	-	-	-	0,50	0,59
Croatia	-	-	-	-	-	-	-	0,04	-	-	-	-	-	-	-	0,04	0,04
Georgia	-	0,05	-	-	0,05	-	0,10	-	-	-	-	-	-	-	-	-	0,10
Moldova	-	-	-	-	0,01	-	0,01	-	-	-	-	-	-	-	-	-	0,01
Montenegro	-	0,07	-	-	-	-	0,07	-	-	-	-	-	-	-	-	-	0,07
Russia	-	0,20	-	-	-	-	0,20	55,37	-	-	-	-	-	-	-	55,37	55,56
Serbia	-	0,07	-	-	-	-	0,07	-	-	-	-	0,23	-	-	-	0,23	0,30
Turkey	-	0,05	0,60	-	-	-	0,65	-	-	-	-	-	-	-	-	-	0,65
Ukraine	18,42	0,29	-	-	1,36	-	20,07	21,07	-	-	-	-	0,04	1,17	-	22,27	42,34
Region-allocable																	
Europe (inter-regional)	1,77	-	0,70	18,99	1,26	2,56	25,28	6,73	-	-	-	-	-	-	-	6,73	32,01
Unallocable (3)	-	-	1,54	2,35	25,50	104,61	134,00	32,05	9,00	4,22	-	9,39	61,99	4,32	512,97	633,94	767,94
Bilateral International Assistance	1 409,38	17,69	503,89	768,03	280,13	132,61	3 111,73	361,82	11,04	4,81	0,13	38,83	199,90	14,52	517,32	1 148,37	4 260,10

(1) Other branches: Strategic Policy and Performance Branch, with corporate administrative costs from non-programming branches included.

(2) Other government departments include international assistance provided by Human Resources and Skills Development Canada, Natural Resources Canada and Parks Canada, as well as unallocable costs that cannot be directly or indirectly traced to a recipient country (such as imputed foreign student subsidies (\$187.62M), federal and provincial refugee costs (\$277.75M) and various administrative costs).

(3) Unallocable or non-allocable aid: When aid disbursements cannot be identified for any particular recipient or sector, (e.g. costs of refugees in Canada) the disbursement is referred to as unallocable or non-allocable.

Canadian International Assistance by Recipient

D3: Multilateral International Assistance

Multilateral aid in a given year is not exactly imputable to donors' contributions in that year, no matter what methodology is used. See definition of "multilateral aid" in the Glossary for the complete explanation.

This table includes ODA and other official assistance expenditures in \$ millions.

Recipient Country	CIDA					Other government departments					TOTAL - Other government departments	TOTAL
	Humanitarian assistance organizations (1)	Regional development banks	UN organizations (2)	Other multilateral organizations	TOTAL - CIDA	Foreign Affairs and International Trade	Finance Canada	Environment	Provinces and municipalities	Others (3)		
Africa												
Sub-Saharan Africa	24,67	163,95	220,17	31,71	440,50	4,91	227,01	-	-	-	231,91	672,41
Country-allocable												
Angola	0,24	0,66	1,50	0,21	2,61	0,08	0,52	-	-	-	0,60	3,21
Benin	-	3,14	3,22	0,24	6,60	0,05	3,48	-	-	-	3,53	10,12
Botswana	0,21	-	0,44	-	0,65	0,04	0,19	-	-	-	0,23	0,88
Burkina-Faso	0,22	6,45	3,58	0,15	10,41	0,06	9,03	-	-	-	9,09	19,49
Burundi	0,24	1,74	3,88	0,33	6,19	0,06	3,50	-	-	-	3,55	9,75
Cameroon	0,70	2,59	6,97	0,60	10,86	0,07	3,86	-	-	-	3,93	14,79
Cape Verde	-	0,18	0,45	0,03	0,66	0,04	0,07	-	-	-	0,11	0,77
Central African Republic	0,33	0,22	1,46	0,13	2,14	0,07	2,37	-	-	-	2,44	4,58
Chad	0,13	2,86	3,54	0,23	6,77	0,07	0,94	-	-	-	1,01	7,78
Comoros	-	0,17	0,42	0,04	0,62	0,04	0,10	-	-	-	0,13	0,75
Congo	0,29	0,30	1,42	0,13	2,15	0,05	1,18	-	-	-	1,22	3,37
Congo, Democratic Republic	2,88	5,19	8,11	1,48	17,66	0,10	14,72	-	-	-	14,82	32,48
Côte d'Ivoire	0,66	11,15	3,24	0,19	15,24	0,05	8,12	-	-	-	8,17	23,41
Djibouti	0,12	0,69	0,60	0,04	1,46	0,03	0,13	-	-	-	0,16	1,62
Equatorial Guinea	-	-	0,37	0,03	0,40	0,03	-	-	-	-	0,03	0,43
Eritrea	-	0,67	2,59	0,03	3,30	0,03	0,59	-	-	-	0,62	3,92
Ethiopia	2,12	17,27	20,23	2,00	41,62	0,13	26,56	-	-	-	26,69	68,32
Gabon	-	-	0,29	0,03	0,32	0,05	0,06	-	-	-	0,12	0,44
Gambia	0,01	0,49	1,71	0,04	2,25	0,03	0,77	-	-	-	0,80	3,05
Ghana	-	10,01	4,64	0,58	15,23	0,04	19,93	-	-	-	19,97	35,20
Guinea	0,07	3,29	1,91	0,09	5,36	0,05	4,89	-	-	-	4,94	10,30
Guinea-Bissau	0,05	0,74	1,12	0,04	1,95	0,04	0,50	-	-	-	0,54	2,49
Kenya	1,91	12,31	5,40	1,14	20,76	0,07	9,43	-	-	-	9,50	30,27
Lesotho	0,16	0,89	2,57	-	3,62	0,05	0,89	-	-	-	0,94	4,56
Liberia	0,20	2,49	2,58	0,03	5,30	0,04	2,49	-	-	-	2,53	7,83
Madagascar	0,34	1,74	4,06	0,27	6,41	0,05	4,85	-	-	-	4,90	11,31
Malawi	0,26	1,73	12,11	0,53	14,64	0,04	3,50	-	-	-	3,54	18,18
Mali	0,06	5,35	2,61	0,48	8,50	0,05	7,55	-	-	-	7,60	16,10
Mauritius	-	-	0,26	0,03	0,29	0,03	0,19	-	-	-	0,21	0,50
Mozambique	0,65	4,38	2,97	0,04	8,04	0,08	6,31	-	-	-	6,38	14,42
Namibia	0,25	-	1,04	-	1,30	0,05	0,03	-	-	-	0,07	1,37
Niger	0,22	3,50	3,16	0,32	7,19	0,06	4,43	-	-	-	4,49	11,69
Nigeria	-	2,33	14,25	0,60	17,17	0,17	24,00	-	-	-	24,17	41,34
Rwanda	0,87	6,38	12,77	0,38	20,39	0,05	10,47	-	-	-	10,52	30,91
Sao Tome and Principe	0,04	0,24	0,68	0,01	0,97	0,03	0,74	-	-	-	0,77	1,74
Senegal	0,20	7,02	3,02	0,13	10,37	0,06	11,09	-	-	-	11,15	21,52
Seychelles	-	-	0,03	0,03	0,06	0,03	-	-	-	-	0,03	0,09
Sierra Leone	0,08	2,04	3,54	0,05	5,71	0,06	2,48	-	-	-	2,54	8,25
Somalia	2,34	-	2,24	0,06	4,64	0,06	-	-	-	-	0,06	4,70
South Africa	0,84	-	2,32	-	3,16	0,06	0,74	-	-	-	0,80	3,96
Sudan and South Sudan	0,02	0,14	9,30	0,59	10,05	0,15	-	-	-	-	0,15	10,20
Swaziland	0,11	0,35	1,76	-	2,22	0,04	-	-	-	-	0,04	2,26
Tanzania	0,77	11,84	14,34	0,22	27,17	0,06	13,92	-	-	-	13,98	41,15
Togo	-	2,65	4,47	0,13	7,25	0,04	3,86	-	-	-	3,90	11,15
Uganda	0,24	10,33	5,92	0,28	16,77	0,06	11,18	-	-	-	11,24	28,00
Zambia	1,00	0,29	11,17	0,17	12,63	0,07	4,76	-	-	-	4,83	17,46
Zimbabwe	0,61	-	5,98	0,01	6,60	0,06	-	-	-	-	0,06	6,66
Region-allocable												
Sub-Saharan Africa (inter-regional)	5,20	20,13	19,92	19,58	64,83	2,17	2,65	-	-	-	4,82	69,65
North Africa	1,78	0,40	5,63	0,15	7,96	0,26	8,13	0,01	-	-	8,41	16,36
Country-allocable												
Algeria	0,03	-	0,72	-	0,75	0,03	-	-	-	-	0,03	0,77
Egypt	0,78	-	0,99	0,03	1,81	0,07	1,33	-	-	-	1,39	3,20
Libya	0,56	-	0,01	-	0,57	0,03	-	-	-	-	0,03	0,60
Mauritania	0,37	0,40	0,62	0,06	1,44	0,04	2,14	-	-	-	2,18	3,62
Morocco	-	-	1,91	0,03	1,94	0,05	2,54	-	-	-	2,60	4,54
Tunisia	0,04	-	0,39	0,03	0,46	0,04	2,13	0,01	-	-	2,18	2,64
Region-allocable												
Maghreb	-	-	1,00	-	1,00	-	-	-	-	-	-	1,00
Africa - Total	26,45	164,34	225,80	31,87	448,45	5,17	235,14	0,01	-	-	240,32	688,78
Middle East	3,41	-	4,31	0,56	8,27	0,27	2,71	0,03	-	-	3,01	11,28
Country-allocable												
Iraq	-	-	0,73	-	0,73	0,05	1,48	-	-	-	1,53	2,27
Jordan	-	-	0,62	-	0,62	0,03	0,09	0,03	-	-	0,15	0,77
Lebanon	-	-	0,20	0,03	0,23	0,03	0,12	-	-	-	0,14	0,37
Syria	0,87	-	0,68	-	1,55	0,05	-	-	-	-	0,05	1,60
West Bank and Gaza	0,66	-	0,53	-	1,19	0,03	-	-	-	-	0,03	1,22
Yemen	1,88	-	1,41	0,52	3,81	0,09	1,03	-	-	-	1,11	4,92
Region-allocable												
Middle East	-	-	0,14	-	0,14	-	-	-	-	-	-	0,14
Asia	12,35	80,30	138,76	13,72	245,13	4,08	193,92	0,86	-	-	198,86	444,00
Country-allocable												
Afghanistan	0,11	5,17	3,21	0,26	8,76	0,10	5,48	-	-	-	5,57	14,33
Bangladesh	0,78	12,34	8,32	0,70	22,14	0,21	12,84	-	-	-	13,05	35,19
Bhutan	0,04	1,15	0,94	-	2,13	0,07	1,27	-	-	-	1,34	3,47
Burma (Myanmar)	0,26	-	2,11	0,12	2,49	0,16	-	-	-	-	0,16	2,64
Cambodia	0,37	5,43	6,50	0,18	12,47	0,08	1,54	-	-	-	1,62	14,09
China	0,15	0,03	20,19	-	20,38	0,26	4,51	0,42	-	-	5,19	25,56
Cook Islands	-	0,15	-	-	0,15	0,01	-	-	-	-	0,01	0,16
Fiji	-	-	0,22	0,29	0,51	0,04	-	-	-	-	0,04	0,55
India	0,12	-	22,06	0,29	22,47	0,33	63,36	0,37	-	-	64,06	86,53

Canadian International Assistance by Recipient

D3: Multilateral International Assistance

Multilateral aid in a given year is not exactly imputable to donors' contributions in that year, no matter what methodology is used. See definition of "multilateral aid" in the Glossary for the complete explanation.

This table includes ODA and other official assistance expenditures in \$ millions.

Recipient Country	CIDA					Other government departments					TOTAL - Other government departments	TOTAL
	Humanitarian assistance organizations (1)	Regional development banks	UN organizations (2)	Other multilateral organizations	TOTAL - CIDA	Foreign Affairs and International Trade	Finance Canada	Environment	Provinces and municipalities	Others (3)		
Indonesia	0,27	4,45	11,64	-	16,36	0,17	5,89	-	-	-	6,07	22,43
Iran	0,10	-	1,34	-	1,44	0,07	0,14	-	-	-	0,20	1,65
Kazakhstan	-	-	2,20	-	2,20	-	1,88	-	-	-	1,88	4,08
Kiribati	-	0,03	0,01	0,29	0,33	0,01	0,01	-	-	-	0,02	0,35
Korea, Democratic People's Republic	1,01	-	1,37	0,03	2,41	0,12	-	-	-	-	0,12	2,52
Kyrgyzstan	0,33	4,50	1,66	0,02	6,51	0,05	3,02	-	-	-	3,07	9,58
Laos	0,14	3,05	2,72	0,01	5,91	0,09	1,58	-	-	-	1,67	7,58
Malaysia	0,49	-	0,19	-	0,69	0,04	-	-	-	-	0,04	0,72
Maldives	-	0,30	0,39	-	0,69	0,06	0,23	-	-	-	0,29	0,98
Marshall Islands	-	-	-	-	-	0,01	-	-	-	-	0,01	0,01
Micronesia	-	0,18	-	-	0,18	0,01	-	-	-	-	0,01	0,20
Mongolia	-	1,27	0,97	0,01	2,26	0,06	2,14	-	-	-	2,20	4,46
Nauru	-	-	-	0,29	0,29	-	-	-	-	-	-	0,29
Nepal	1,07	8,94	3,50	0,15	13,66	0,15	6,92	-	-	-	7,07	20,73
Palau	-	0,15	-	-	0,15	-	-	-	-	-	-	0,15
Pakistan	2,29	4,04	4,95	0,42	11,70	0,08	31,20	-	-	-	31,27	42,97
Papua New Guinea	0,08	0,56	1,55	0,30	2,49	0,11	0,62	-	-	-	0,73	3,22
Philippines	0,25	0,13	3,42	-	3,79	0,06	3,46	-	-	-	3,52	7,31
Samoa	-	0,57	0,65	0,29	1,51	0,03	0,11	-	-	-	0,15	1,66
Solomon Islands	-	0,62	0,10	0,29	1,01	0,05	0,20	-	-	-	0,24	1,25
Sri Lanka	0,44	4,79	2,91	0,08	8,23	0,10	7,20	-	-	-	7,31	15,53
Tajikistan	0,15	3,20	2,38	0,01	5,74	0,02	1,14	-	-	-	1,16	6,90
Thailand	0,63	-	5,51	-	6,14	0,14	-	0,03	-	-	0,18	6,32
Timor-Leste	0,13	0,13	1,00	0,01	1,26	0,06	0,06	-	-	-	0,11	1,38
Tonga	-	0,30	0,01	0,29	0,60	0,03	0,44	-	-	-	0,47	1,06
Turkmenistan	-	-	0,48	-	0,48	0,01	-	-	-	-	0,01	0,50
Tuvalu	-	0,09	0,40	0,29	0,77	0,01	-	-	-	-	0,01	0,78
Uzbekistan	-	2,61	2,79	0,13	5,52	0,03	1,32	-	-	-	1,35	6,88
Vanuatu	-	-	0,01	0,29	0,30	0,05	-	-	-	-	0,05	0,35
Vietnam	0,02	15,90	8,38	0,42	24,71	0,17	37,31	0,04	-	-	37,52	62,23
Region-allocable												
Central Asia	-	-	-	-	-	-	0,05	-	-	-	0,05	0,05
Southern Asia	-	-	0,08	-	0,08	0,98	-	-	-	-	0,98	1,07
Southeastern Asia	-	-	0,49	-	0,49	0,07	-	-	-	-	0,07	0,56
Asia (inter-regional)	3,12	0,22	14,12	8,26	25,71	-	-	-	-	-	-	25,71
Americas	3,72	38,46	39,30	6,29	87,77	1,80	40,17	0,16	-	12,38	54,51	142,28
Country-allocable												
Anguilla	-	0,12	-	-	0,12	-	-	-	-	-	-	0,12
Antigua and Barbuda	-	0,15	-	-	0,15	-	-	-	-	-	-	0,15
Argentina	0,22	0,06	0,92	-	1,20	-	3,01	0,16	-	-	3,17	4,37
Belize	-	1,77	0,67	-	2,44	-	-	-	-	-	-	2,44
Bolivia	0,16	1,81	1,61	0,01	3,59	-	4,04	-	-	-	4,04	7,63
Brazil	0,21	0,16	3,30	-	3,66	-	7,22	-	-	-	7,22	10,88
Chile	-	0,06	0,14	-	0,20	-	0,05	-	-	-	0,05	0,25
Colombia	0,41	0,12	2,74	-	3,27	-	1,36	-	-	-	1,36	4,63
Costa Rica	-	0,03	0,70	-	0,73	-	0,09	-	-	-	0,09	0,81
Cuba	-	-	0,88	-	0,88	-	-	-	-	-	-	0,88
Dominica	-	2,02	-	-	2,02	-	0,03	-	-	-	0,03	2,05
Dominican Republic	0,07	0,04	1,61	-	1,72	-	0,19	-	-	-	0,19	1,91
Ecuador	0,18	0,11	1,55	-	1,84	-	0,02	-	-	-	0,02	1,85
El Salvador	0,01	0,04	0,93	-	0,98	-	0,57	-	-	-	0,57	1,56
Grenada	-	1,24	-	-	1,24	-	0,06	-	-	-	0,06	1,30
Guatemala	0,15	0,44	3,24	-	3,82	-	0,36	-	-	-	0,36	4,19
Guyana	-	3,23	0,80	-	4,03	-	0,38	-	-	-	0,38	4,42
Haiti	0,30	4,26	4,75	0,03	9,34	-	3,72	-	-	-	3,72	13,07
Honduras	0,01	2,58	2,06	0,10	4,75	-	7,34	-	-	-	7,34	12,09
Jamaica	-	7,71	1,25	-	8,96	-	0,45	-	-	-	0,45	9,41
Mexico	-	0,09	1,36	-	1,44	-	7,41	-	-	-	7,41	8,86
Montserrat	-	0,06	-	-	0,06	-	-	-	-	-	-	0,06
Nicaragua	0,04	1,55	1,88	0,09	3,56	-	2,74	-	-	-	2,74	6,30
Panama	0,20	0,03	0,23	-	0,46	-	0,07	-	-	-	0,07	0,53
Paraguay	-	0,28	0,95	-	1,23	-	0,08	-	-	-	0,08	1,31
Peru	-	0,09	0,92	-	1,01	-	0,17	-	-	-	0,17	1,17
Saint Kitts and Nevis	-	0,45	-	-	0,45	-	-	-	-	-	-	0,45
Saint Lucia	-	0,71	-	-	0,71	-	0,19	-	-	-	0,19	0,90
Saint Vincent and the Grenadines	-	0,73	-	-	0,73	-	0,04	-	-	-	0,04	0,77
Suriname	-	0,13	0,57	-	0,71	-	-	-	-	-	-	0,71
Uruguay	-	0,03	0,12	-	0,14	-	0,57	-	-	-	0,57	0,71
Venezuela	0,21	0,01	0,21	-	0,43	-	-	-	-	-	-	0,43
Region-allocable												
Caribbean	-	1,74	1,15	-	2,89	-	-	-	-	-	-	2,89
Central America	-	0,49	0,26	-	0,75	-	-	-	-	-	-	0,75
South America	-	0,12	0,60	-	0,72	-	-	-	-	-	-	0,72
Americas (inter-regional)	1,56	6,03	3,91	6,05	17,54	1,80	-	-	-	12,38	14,18	31,72
Eastern Europe	3,48	2,68	20,70	1,73	28,59	0,25	20,66	-	-	-	20,91	49,50
Country-allocable												
Albania	0,02	-	0,32	0,01	0,35	0,01	0,95	-	-	-	0,96	1,31
Armenia	0,02	0,84	1,16	-	2,02	0,03	1,90	-	-	-	1,93	3,95
Azerbaijan	-	0,03	2,65	0,02	2,71	0,04	2,66	-	-	-	2,70	5,41
Belarus	-	-	1,41	-	1,41	0,02	0,11	-	-	-	0,13	1,53
Bosnia and Herzegovina	-	-	1,07	-	1,07	0,02	1,46	-	-	-	1,49	2,56
Georgia	0,29	1,81	1,81	0,02	3,93	0,02	2,29	-	-	-	2,31	6,24
Kosovo	0,52	-	0,20	-	0,72	-	0,42	-	-	-	0,42	1,14
Macedonia, Former Yugoslav Republic	0,04	-	0,58	0,03	0,65	0,02	0,19	-	-	-	0,20	0,86
Moldova	0,08	-	1,89	-	1,98	0,03	2,01	-	-	-	2,04	4,02
Montenegro	0,19	-	0,22	-	0,41	-	0,17	-	-	-	0,17	0,58

Canadian International Assistance by Recipient

D3: Multilateral International Assistance

Multilateral aid in a given year is not exactly imputable to donors' contributions in that year, no matter what methodology is used. See definition of "multilateral aid" in the Glossary for the complete explanation.

This table includes ODA and other official assistance expenditures in \$ millions.

Recipient Country	CIDA					Other government departments					TOTAL - Other government departments	TOTAL
	Humanitarian assistance organizations (1)	Regional development banks	UN organizations (2)	Other multilateral organizations	TOTAL - CIDA	Foreign Affairs and International Trade	Finance Canada	Environment	Provinces and municipalities	Others (3)		
Serbia	0,90	-	0,57	-	1,47	-	1,48	-	-	-	1,48	2,95
Turkey	0,61	-	0,78	-	1,39	0,05	6,15	-	-	-	6,19	7,59
Ukraine	0,28	-	4,91	-	5,19	0,03	0,87	-	-	-	0,90	6,09
Region-allocable												
Europe (inter-regional)	0,52	-	3,12	1,64	5,28	-	-	-	-	-	-	5,28
Unallocable												
	-	-	-	2,69	2,69	97,18	-	0,12	2,92	1,45	101,67	104,36
Other Countries Reported as "Unallocable"												
Global/Unallocable	-	-	-	2,63	2,63	97,18	-	0,12	2,92	1,45	101,67	104,30
Multilateral International Assistance	49,40	285,78	428,86	56,87	820,91	108,75	492,61	1,18	2,92	13,83	619,29	1 440,20

(1) "Humanitarian assistance organizations" includes certain UN organizations which are primarily focused on providing humanitarian assistance.

(2) "UN organizations" excludes UN organizations that are focused on providing humanitarian assistance, which have been accounted for in the "Humanitarian assistance organizations" column.

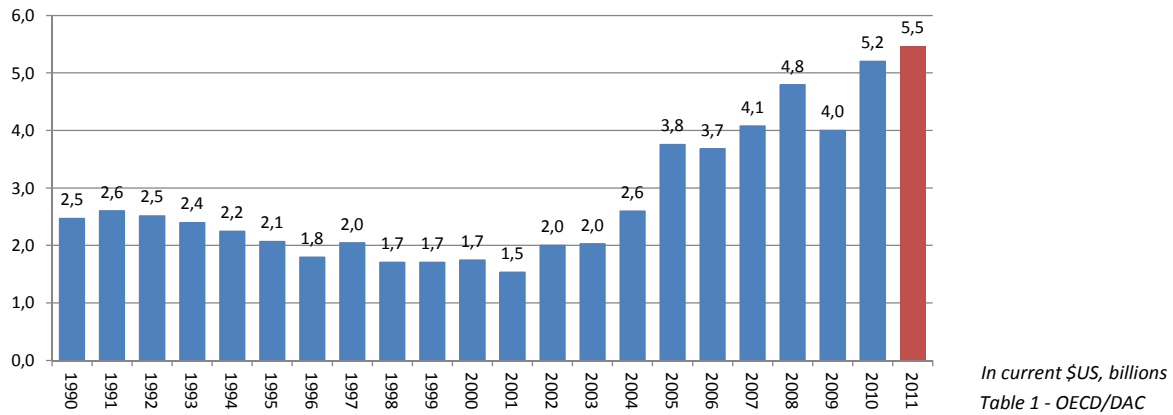
(3) Other government departments include international assistance provided by Health Canada, Transport Canada, and Industry Canada.

(4) Multilateral aid in a given year is not exactly imputable to donors' contributions in that year, no matter what methodology is used. See definition of "multilateral aid" in the Glossary for the complete explanation.

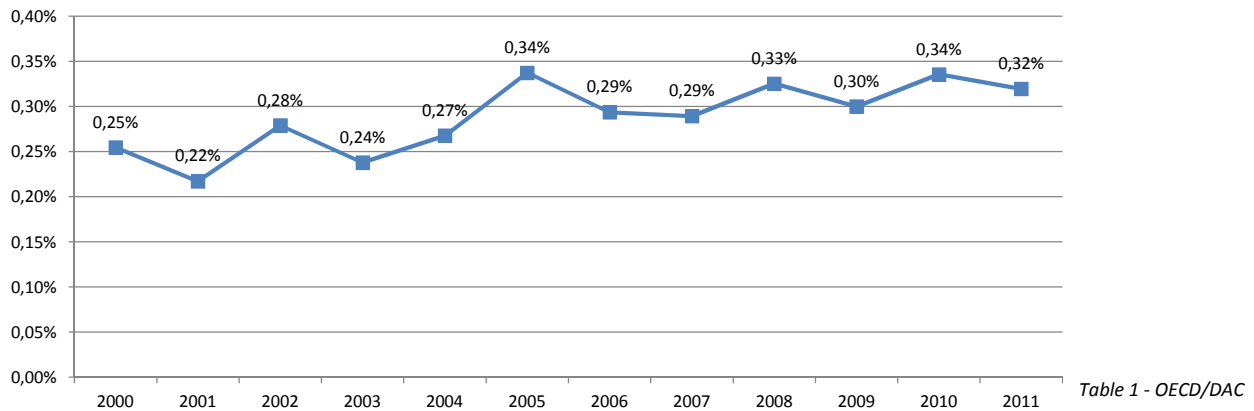
Annex 1

Extracts from Canada's report to the OECD-DAC

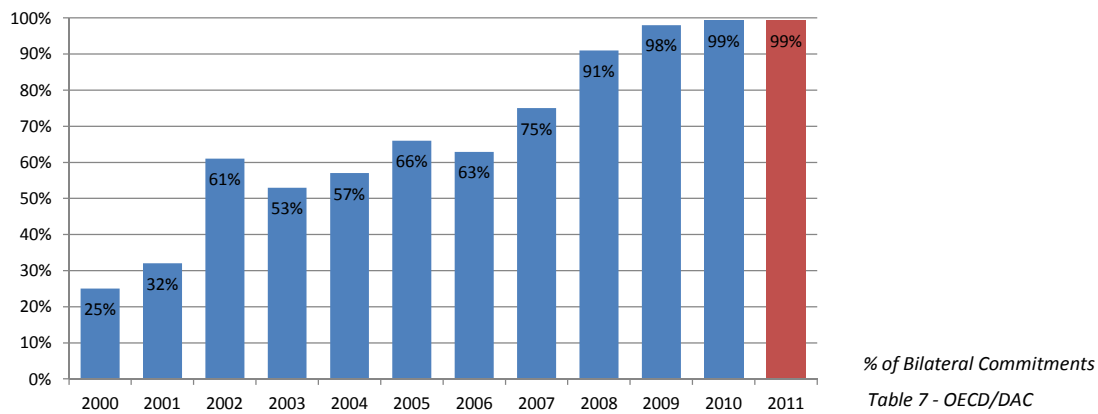
Canadian Historical Development Assistance (ODA)



ODA/Gross National Income Ratio



Canada's Untied Aid Ratio



Annex 2

Loan Repayments to CIDA

In \$ millions

Bilateral Loans	22,47
Africa	7,80
Algeria	1,67
Egypt	2,25
Morocco	0,59
Tunisia	3,30
Americas	0,10
Guatemala	0,10
Asia	14,54
Indonesia	9,22
Malaysia	0,06
Philippines	0,10
Sri Lanka	4,31
Thailand	0,85
Europe	0,03
Malta	0,03
Multilateral Loans	1,11
Inter-American Development Bank	0,86
African Development Bank	0,13
Andean Development Corporation	0,13
Total	23,59

The loans in this table refer to repayments of loans to CIDA for development-related loans, whether the loans were originally issued by CIDA or other departments.

Bilateral loans - Refers to repayments of loans granted by CIDA to developing countries prior to 1986.

Multilateral loans - Refers to repayments of loans granted by CIDA to the Andean Development Corporation and the African Development Bank.

Note that loan repayments for previous ODA loans provided by Canada are shown as negative amounts in some OECD-DAC reports, as these were counted as ODA when they were granted.

Annex 2

Loan Repayments to EDC

In \$ millions

Bilateral Loans

Africa	2,50
Algeria	0,13
Egypt	0,32
Morocco	2,04
Americas	0,18
Jamaica	0,18
Asia	17,24
China	14,21
India	0,18
Indonesia	2,85
Europe	2,72
Turkey	2,72
Total	22,64

Export Development Corporation under Section 23 of the Export Development Canada Act reports ODA concessional sovereign loans. These concessional credits, meeting approved development criteria are not considered part of the regular aid program budget (International Assistance Envelope).

Note that loan repayments for previous ODA loans provided by Canada are shown as negative amounts in some OECD-DAC reports, as these were counted as ODA when they were granted.

Annex 3

Canadian federal programs, other official assistance by recipient

This table includes other official assistance expenditures in \$ thousands.

RECIPIENT COUNTRY	CIDA		Foreign Affairs and International Trade							Royal Canadian Mounted Police	TOTAL
	Geographic Programs Branch - Canada Funds for Local Initiatives	Partnership with Canadians Branch	Anti-Crime Capacity Building Program	Counter-Terrorism Capacity Building Program	Global Partnership Program	Global Peace and Security Fund (Advancing Democracy)	Global Peace and Security Fund (Ensuring Security and Stability)	Other Bilateral Programs	Services Rendered Abroad		
Sub-Saharan Africa	-	-	1 976,70	7 304,20	-	-	995,26	-	-	-	10 276,16
Benin	-	-	895,30	-	-	-	-	-	-	-	895,30
Ghana	-	-	1 000,00	-	-	-	-	-	-	-	1 000,00
Kenya	-	-	-	-	-	-	134,52	-	-	-	134,52
Malawi	-	-	-	752,80	-	-	-	-	-	-	752,80
Malawi	-	-	-	-	-	-	30,60	-	-	-	30,60
Togo	-	-	75,40	-	-	-	-	-	-	-	75,40
Zimbabwe	-	-	-	-	-	-	120,00	-	-	-	120,00
Sub-Saharan Africa (inter-regional)	-	-	6,00	6 551,40	-	-	710,14	-	-	-	7 267,54
North Africa	-	-	-	370,10	7 500,00	-	46,71	-	-	-	7 916,81
Algeria	-	-	-	370,10	-	-	-	-	-	-	370,10
Libya	-	-	-	-	7 500,00	-	46,71	-	-	-	7 546,71
Middle East	-	-	-	77,70	-	133,78	354,74	-	-	135,00	701,22
Lebanon	-	-	-	-	-	-	56,28	-	-	135,00	191,28
West Bank and Gaza	-	-	-	-	-	35,18	48,46	-	-	-	83,64
Middle East	-	-	-	77,70	-	98,60	250,00	-	-	-	426,30
Asia	-	-	5 820,83	3 603,04	6 777,93	-	669,90	12 000,00	-	-	28 871,70
Afghanistan	-	-	-	1 319,44	-	-	669,90	12 000,00	-	-	13 989,34
Bangladesh	-	-	-	77,80	-	-	-	-	-	-	77,80
Cambodia	-	-	189,04	-	-	-	-	-	-	-	189,04
Indonesia	-	-	1 707,04	915,90	-	-	-	-	-	-	2 622,94
Laos	-	-	110,00	-	-	-	-	-	-	-	110,00
Malaysia	-	-	349,50	80,70	-	-	-	-	-	-	430,20
Nepal	-	-	-	15,60	-	-	-	-	-	-	15,60
Pakistan	-	-	-	-	5 649,80	-	-	-	-	-	5 649,80
Philippines	-	-	-	67,70	-	-	-	-	-	-	67,70
Thailand	-	-	707,10	52,90	-	-	-	-	-	-	760,00
Vietnam	-	-	119,90	-	-	-	-	-	-	-	119,90
Southern Asia	-	-	-	320,40	-	-	-	-	-	-	320,40
Asia (inter-regional)	-	-	2 638,25	752,60	1 128,13	-	-	-	-	-	4 518,98
Americas	140,01	1 030,85	27 781,93	2 130,80	-	-	394,89	132,70	1 400,10	-	33 011,28
Barbados	40,00	312,70	-	-	-	-	-	-	-	-	352,70
Colombia	-	-	35,00	329,20	-	-	96,85	-	-	-	461,05
Costa Rica	-	-	579,40	-	-	-	-	-	-	-	579,40
El Salvador	-	-	175,60	-	-	-	-	-	-	-	175,60
Guatemala	-	-	635,23	-	-	-	139,64	-	-	-	774,87
Haiti	-	-	-	-	-	-	88,67	-	-	-	88,67
Jamaica	-	-	716,98	209,60	-	-	-	-	-	-	926,58
Mexico	-	-	1 751,16	-	-	-	-	-	-	-	1 751,16
Peru	-	-	87,12	-	-	-	-	-	-	-	87,12
Trinidad and Tobago	100,01	718,15	400,76	-	-	-	-	-	-	-	1 218,92
Central America	-	-	7 964,26	-	-	-	-	-	-	-	7 964,26
Americas (inter-regional)	-	-	15 436,42	1 592,00	-	-	69,74	132,70	1 400,10	-	18 630,96
Eastern Europe	198,97	-	-	-	59 392,04	-	-	42,73	1 866,80	-	61 500,53
Croatia	-	-	-	-	-	-	-	42,73	-	-	42,73
Russia	198,97	-	-	-	55 365,45	-	-	-	-	-	55 564,41
Ukraine	-	-	-	-	1 025,55	-	-	-	-	-	1 025,55
Europe (inter-regional)	-	-	-	-	3 001,04	-	-	-	1 866,80	-	4 867,84
Global/Unallocable	-	-	3 924,91	7 044,90	6 390,41	-	6 366,91	55,20	-	-	23 782,33
Total - Other official assistance	338,98	1 033,40	39 504,37	20 530,74	80 060,88	133,78	9 136,65	12 230,63	3 266,90	135,00	166 371,33

Other bilateral programs include: Afghanistan Counter-Narcotics Program, International Scholarships Program and Investment Cooperation Program.

Annex 4

Abbreviations

AGPM	Agriculture Pull Mechanism
CFLI	Canada Fund for Local Initiatives
CGIAR	Consultative Group on International Agricultural Research
CIC	Citizenship and Immigration Canada
CIDA	Canadian International Development Agency
CIFSRF	Canadian International Food Security Research Fund
CRS	Creditor Reporting System
DFAIT	Department of Foreign Affairs and International Trade
DND	Department of National Defence
EBRD	European Bank for Reconstruction and Development
EDC	Export Development Canada
FCM	Federation of Canadian Municipalities
FY	fiscal year
GAFSP	Global Agriculture and Food Security Program
GAVI	Global Alliance for Vaccines and Immunisation (GAVI Alliance)
GEF	Global Environment Facility
GFATM	Global Fund to Fight Aids, Tuberculosis and Malaria
GFRP	Global Food Crisis Response Program
HRSDC	Human Resources and Skills Development Canada
IAE	International Assistance Envelope
ICHRDD	International Centre for Human Rights and Democratic Development
ICRC	International Committee of the Red Cross
ICT	information and communications technologies
IDA	International Development Association
IDB	Inter-American Development Bank
IDRC	International Development Research Centre
IFAD	International Fund for Agricultural Development
IFI	international financial institution
IHA	international humanitarian assistance
IMF	International Monetary Fund
MDI	multilateral development institutions

MDRI	Multilateral Debt Relief Initiative
MNCH	maternal, newborn and child health
MGPB	Multilateral and Global Programs Branch
NGO	non-governmental organization
ODA	official development assistance
ODAAA	<i>Official Development Assistance Accountability Act</i>
OECD-DAC	Organisation for Economic Co-operation and Development – Development Assistance Committee
OGD	other government departments
OIF	Organisation internationale de la Francophonie (International Organisation of La Francophonie)
PBA	program-based approach
PRGT	Poverty Reduction and Growth Trust
PWCB	Partnerships with Canadians Branch
PWGSC	Public Works and Government Services Canada
RCMP	Royal Canadian Mounted Police
RPP	Report on Plans and Priorities
RTAs	regional trade agreements
SME	small and medium-sized enterprise
SPPB	Strategic Policy and Performance Branch
UN	United Nations
UNAIDS	Joint United Nations Programme on HIV/AIDS
UNDP	United Nations Development Programme
UNESCO	United Nations Educational, Scientific and Cultural Organization
UNFCCC	United Nations Framework Convention on Climate Change
UNHCR	United Nations High Commissioner for Refugees
UNICEF	United Nations Children’s Fund
UNMAS	United Nations Mine Action Service
WFP	World Food Programme
WTO	World Trade Organization

Annex 5

Glossary

A	administrative costs (operations and management)	In 1979, OECD-DAC members agreed that ODA figures should include the administrative costs of extending assistance. This inclusion of administrative cost data was intended to improve the comparability of total ODA figures among donor countries.
B	bilateral aid (as opposed to multilateral aid)	<p>Bilateral aid is the disbursement of funds where the donor earmarks or controls the funds by specifying the recipient and/or other aspects of the initiative. Bilateral aid can be undertaken:</p> <ul style="list-style-type: none">• by a donor country directly with a developing country;• with national and international non-governmental organizations (NGOs) active in development and other internal development-related transactions such as interest subsidies, spending on promotion of development awareness, debt reorganization and administrative costs; or• with a multilateral organization when the donor effectively controls the disposal of the funds by specifying the recipient or other aspects of the disbursement. <p>Table A shows the breakdown of Canada’s bilateral and multilateral aid by source and by channel.</p> <p>Table D-2 shows the breakdown of Canada’s bilateral aid by recipient.</p>
C	Canada Fund for Local Initiatives (CFLI)	<p>The CFLI complements bilateral programs by supporting small projects (averaging \$150,000) in the technical, economic, educational, cultural, or social development of local communities. The funds are administered through the Canadian missions abroad. Note: the CFLI program was transferred from CIDA to DFAIT on April 1, 2012.</p> <p>In Table D-2, the CFLI is shown separately from geographic country and regional programs.</p>
	changes in value of investments in international financial institutions (IFIs)	<p>This expenditure is an accounting adjustment made to CIDA’s long-term capital subscriptions, which are considered long-term assets.</p> <p>When notes are issued to IFIs, CIDA translates the value of the notes in US\$ to C\$ based on the exchange rate at the time of issuance. At fiscal year-end, these assets must be presented at their fair market value. Given the fluctuations in the exchange rate throughout the fiscal year, CIDA re-evaluates the value of capital subscriptions based on the March 31 exchange rate.</p> <p>An expense equal to the sum of losses due to exchange rate fluctuations is recorded before closing the books for the fiscal year. By including this expense in the statistical report, the report aligns itself with the Government of Canada’s Public Accounts.</p>
	channel	In the context of this report and international development statistics, the term “channel” is used to distinguish between bilateral and multilateral aid (see definitions for bilateral aid and multilateral aid).
	CIDA loan repayments	<p>In this report, loan repayments are the repayments to Canada of development-related loans by developing countries, whether the loans were issued by CIDA or other departments. A detailed breakdown by country/organization is available in Annex 2.</p> <p>bilateral loans – Refers to repayments of loans granted by CIDA to developing</p>

countries prior to 1986.

multilateral loans – Refers to repayments of loans granted by CIDA to the Andean Development Corporation and the African Development Bank.

**civil society
(as opposed to
government institutions or
private sector institutions
of the market)**

In this report, civil society includes:

- Canadian not-for-profit organizations that have a legal personality in Canada, including NGOs, international NGOs, volunteer cooperation agencies, cooperatives, unions and federations, faith-based organizations, professional associations, educational and policy research institutes;
- regional, national, and local institutions, not-for-profit organizations and agencies from developing countries and territories that have a legal personality; or
- international not-for-profit organizations that have a legal personality in the country in which their headquarters are located.

To be considered international, an organization must have an international membership and management, and its governing body must be elected regularly on an international basis.

See Table C-1.

Communications Branch

Amounts related to this branch of CIDA represent aid program expenditures for the Development Information Program. The program recognizes and promotes the efforts of Canadians through mass media and educational initiatives.

cost of refugees

Refers to costs for refugees during their first year in a donor country. It includes the estimated expenditures to bring refugees to a donor country and the costs associated with food, shelter, and training.

Note that only the costs covered by the federal government are considered ODA under the *Official Development Assistance Accountability Act*. See “About this report” at the beginning of this document.

See definition of “ODA-eligible imputed costs.”

**country programs
(as opposed to regional
programs)**

Country programs are presented in Table D-1 and Table D-2, and cover a broad range of activities. These include programs carried out directly with government organizations, including direct budget support. Funds are also managed through an executing agent, or local or international NGOs or institutions, depending on program delivery, and the specific conditions and agreements reached with the recipient country.

D

**Department of Foreign
Affairs and International
Trade (DFAIT)**

International assistance programs managed by DFAIT are also reported to Parliament through the main estimates of that department. DFAIT’s international assistance programs encompass a wide range of activities, including some expenditures that are considered official development assistance. DFAIT’s international assistance expenditures include security and stability programming, assessed contributions, services rendered abroad, democracy, children and youth, environment, climate change and Francophonie programs.

developmental food aid

The term refers to the supply of edible human food under national or international programs, including transportation costs, cash payments made for food supplies, project food aid, and food aid for market sales, excluding emergency food aid. See definition of “emergency food aid.”

	An example of developmental food aid is the World Food Programme’s School Feeding Program. School meals encourage hungry children to attend school and help them concentrate on their studies.
disaster prevention and preparedness	Refers to a specific set of humanitarian assistance activities that support disaster risk reduction (e.g. developing knowledge, natural risks cartography, legal norms for construction); early warning systems; and emergency contingency stocks and contingency planning, including preparations for forced displacement.
E emergency food aid	This refers to a specific set of humanitarian assistance activities, including general free distribution or special supplementary feeding programs providing short-term relief to targeted population groups affected by emergency situations. The term excludes non-emergency food security assistance programs/food aid. See “developmental food aid.”
encashment of notes, or cash basis (as opposed to issuance of notes)	A note encashment is a disbursement against a note that has been issued.
expenditures	The term “expenditures” refers to either: <ul style="list-style-type: none"> • an amount spent (e.g. transfer payment in the form of a grant or contribution); • a capital subscription or advance to an international financial institution in the form of a note issuance; or • an estimated ODA-eligible cost (e.g. a cost for refugees in Canada).
Export Development Canada (EDC)	Canada reports as ODA concessional credits that it grants through the Export Development Corporation under Section 23 of the <i>Export Development Canada Act</i> . These concessional credits, meeting approved development criteria, are not, however, considered part of the regular aid program budget (International Assistance Envelope). <p><u>Note:</u> The 2011-2012 Statistical Report is prepared on an expenditures basis and the loan repayments for previous ODA loans are no longer netted out of the totals. These loans are presented in Table A for information only. Annex 2 provides a detailed breakdown of EDC and CIDA loan repayments by country.</p>
F Federation of Canadian Municipalities (FCM)	Any ODA expenditures are reported by the FCM on behalf of its members. Members of the FCM include Canada’s largest cities, small urban and rural communities, and 17 major provincial and territorial municipal associations.
Finance Canada	This refers to ODA flows reported by the Department of Finance Canada, which is responsible for delivering a major portion of Canada’s ODA. It manages the transfer of funds for Canada’s Official Bilateral Debt Relief negotiated through multilateral forums such as the Paris Club. It also takes the lead in managing Canada’s relationship with the World Bank Group. The funding to the World Bank’s International Development Association and to the International Monetary Fund is reported to Parliament through the Main Estimates of the Department of Finance.
fiscal year	This report is prepared on the fiscal-year basis adopted by the Government of Canada. The 2011–2012 fiscal year began April 1, 2011, and ended March 31, 2012.

G	general budget support	This refers to a particular sector defined by the OECD-DAC as unearmarked contributions to the government budget, support for the implementation of macroeconomic reforms (structural adjustment programs, poverty reduction strategies), and general program assistance (when not allocable by sector).
	Geographic Programs Branch	Geographic Programs Branch refers to four entities within CIDA's organizational structure: Africa Branch; Americas Branch; Asia Branch; and Europe, Middle East and Maghreb Branch. These branches deliver the majority of CIDA's bilateral aid through programs for a given country (see definition for country programs) or through regional programs. See definition of "regional programs." In this report, the term also includes the Afghanistan and Pakistan Task Force.
H	Health Canada	This refers to aid expenditures incurred by the Department of Health Canada in support of the Pan-American Health Organization. Through PAHO, Canada advances multilateral and bilateral relations in health, and provides technical cooperation and capacity building (see Table A).
I	imputed foreign student costs	This refers to the cost of educating foreign students from ODA-eligible countries in Canada. It excludes tuition fees paid by foreign students or their sponsors. See definition of "ODA-eligible imputed costs."
	imputed interest on advance payments	In 1988-89 CIDA's spending levels were reduced permanently by \$4.5 million, the amount was set following a request for exemption to allow issuing advance payments. The new Policy on Transfer Payments no longer requires departments to report the imputed interest costs, and as such, these costs are no longer included in the Statistical Report.
	international assistance	Canada's international assistance is composed of any financial resources provided by any level of the Canadian government (federal, provincial, municipal) in favour of development. These expenditures may or may not qualify as official development assistance.
	International Assistance Envelope (IAE)	Within the context of fiscal planning, the IAE is Canada's main planning instrument for coordinating its international assistance, including, but not limited to, ODA. The IAE funds CIDA's programs and international assistance components of other government departments.
	International Development Association (IDA)	The IDA is the part of the World Bank that helps the world's poorest countries. The IDA is funded largely by contributions from the governments of its developed member countries. The IDA lends money (known as credits) on concessional terms. This means that IDA credits have no interest charge, and repayments are stretched out over 35–40 years, including a 10-year grace period. The IDA also provides grants to countries at risk of debt distress. Canadian funding to IDA is managed by the Department of Finance Canada, and is represented in the form of note encashments.
	International Development Research Centre (IDRC)	Refers to ODA spent by the IDRC. The IDRC is a Canadian Crown corporation funded through the IAE working in close collaboration with researchers from developing countries in their search for the means to build healthier, more equitable, and more prosperous societies.
	international financial institution (IFI)	IFIs are financial institutions that have been established (or chartered) by more than one country, and are therefore subject to international law. Their owners or shareholders are generally national governments, although other international institutions and other organizations occasionally figure as shareholders. The most prominent IFIs are creations of multiple nations, although some bilateral financial

institutions (created by two countries) exist and are technically IFIs. Many of these are multilateral development banks. The best-known IFIs are the World Bank, the IMF, and regional development banks.

international humanitarian assistance (IHA)

IHA is defined as assistance designed to save lives, alleviate suffering, and maintain and protect human dignity during emergencies and in their aftermath. Humanitarian assistance is delivered in a manner that is consistent with the principles of humanity, impartiality, neutrality, and independence.

Humanitarian assistance includes:

- disaster prevention and preparedness;
- the provision of shelter, food, water, sanitation, and health services, and other items of assistance for the benefit of the affected people, and to facilitate the return to normal lives and livelihoods; measures to promote and protect the safety, welfare, and dignity of civilians and those no longer taking part in hostilities; and rehabilitation, reconstruction, and transition assistance while the emergency situation persists.

International Humanitarian Assistance Directorate

This CIDA directorate provides support to humanitarian activities in response to funding requests from multilateral organizations such as the United Nations, World Food Programme, UNICEF, and the United Nations High Commissioner for Refugees, and other experienced humanitarian partners, including the Red Cross Movement, and Canadian NGOs.

Issuance of notes, or commitment basis (as opposed to encashment of notes)

For an increase in the authorized capital stock of a bank, the issuance of notes is a form of purchase of share assets in the form of non-negotiable, non-interest-bearing promissory notes in lieu of immediate cash payments.

For an increase in the resources of a fund, payments are made in the form of the issuance of non-negotiable, non-interest-bearing promissory notes, in lieu of immediate cash payments. Such promissory notes are later encashed by the institution in accordance with the terms of the fund's schedule as set out in the replenishment agreement.

L long-term institutional support

Long-term institutional support, also known as core funding, is the business delivery model that allows the government of Canada to provide financial support to entities (organizations, institutions, or recipient countries) whose actions achieve development results that reflect Canadian government goals and objectives.

In the *Statistical Report on International Assistance*, long-term institutional support to multilateral organizations is counted as multilateral aid, while long-term institutional support to NGOs is counted as bilateral aid.

M material relief assistance and services

In **Table B-2**, this refers to a specific set of humanitarian assistance activities:

- the provision of shelter, water, sanitation, and health services; supply of medicines; and other non-food relief items; and
- assistance to refugees and internally displaced people in developing countries other than for food or protection.

multilateral aid (as opposed to bilateral aid, also known as long-term institutional support to multilateral organizations)

Multilateral aid is funding provided to a multilateral institution that:

- conducts all or part of its activities in favour of development;
- is an international agency, institution, or organization whose members are governments, or a fund managed autonomously by such an agency; and

- pools contributions so that they become an integral part of the financial assets.

In this report, the term “multilateral aid” includes both ODA and non-ODA elements.

In an effort to estimate/impute the portion of assistance going through those organizations to developing countries, the OECD has developed a series of coefficients based on flow of resources (on a calendar-year basis) disbursed by the organizations in the developing countries. This set of coefficients is used, in part, to estimate the disbursements shown in **Table D-3**.

It is important to note that any methodology for imputing multilateral flows will always be an approximation. Multilateral flows in a given year are not exactly imputable to donors’ contributions in that year, no matter what methodology is used. Among the reasons for this are:

General approximations and timing. The estimated country and sectors amounts are counted when the government makes the payment to the organization and based on the totality of the programme, rather than when the payment is used by the ultimate recipient. Donors’ contributions to multilateral institutions are reportable in the year they are paid. Many trust funds aim to catalyze additional funding from other investors and donors. Such funds typically need to reach a certain funding threshold before disbursements begin, sometime after Canada’s contribution.

Limits of data on multilateral outflows. While a number of multilateral agencies report to the OECD on the use of their funding (by country, by sector, etc.) some do not. Therefore, the country and sector breakdowns of those organisations are estimated using others sources, such as annual reports.

Grants to lending institutions. Some institutions lend rather than grant funds. Their lending in any one year may be much greater than donors’ contributions, since it also draws on reflows of principal, interest receipts, and transfers of funds within the institution.

Multilateral and Global Programs Branch

This CIDA branch manages the development aspects of Canada’s relations with multilateral organizations, provides financial support for these organizations, and helps determine their policies and programs throughout the world.

Multilateral and Global Programs Branch delivers bilateral and multilateral aid. See related definitions of “bilateral aid” and “multilateral aid.”

multilateral organizations

The OECD-DAC defines multilateral organizations as international institutions with governmental membership that conduct all, or a significant part, of their activities in favour of development and aid recipient countries. They include multilateral development banks (e.g. the World Bank and regional development banks), United Nations agencies, international public-private partnerships (PPPs), and regional groupings (e.g. certain European Union and Arab agencies).

CIDA, as well as DFAIT, Health Canada, Environment Canada, Industry Canada, and the Canada Post Corporation make contributions toward regular budgets of certain multilateral organizations (also called long-term institutional support or core funding). These contributions can be considered as ODA either in whole or in part. The percentage value for each organization is provided by the OECD-DAC. See **Table C-2**.

N **National Defence and Canadian Forces (DND)** This refers to ODA-eligible contributions on behalf of the Department of National Defence, such as the provision of humanitarian relief supplies. Military type interventions (for example, bilateral peacekeeping missions) and other activities that are not development focused are not included in this report.

O **ODA-eligible imputed costs** This describes a cost category that is eligible for ODA status under the OECD-DAC guidelines, but with no actual expenditure data readily available. Instead, an estimate is produced based on a statistical model and/or professional judgement. This includes the cost of refugees (first year), imputed foreign student costs, services provided without charge by other government departments and imputed interest on advance payments, for which definitions can be found in this glossary. The new Policy on Transfer Payments no longer requires departments to report the imputed interest costs on advance payments and therefore these costs no longer appear in the Statistical Report.

Office for Democratic Governance Launched under the name Canada Corps in December 2004, the Office for Democratic Governance was an initiative of the Government of Canada to engage more Canadians in international development, and to harness their expertise and experience to deliver international assistance in the area of governance.

official bilateral debt relief Official bilateral debt relief refers to debt-service relief negotiated through multilateral forums such as the Paris Club. The transfer of funds, administered by the Department of Finance Canada, is considered ODA-eligible.

official development assistance (ODA) In Canada, “official development assistance” may refer to:

1. the international definition created by the Development Assistance Committee of the Organisation for Economic Co-operation and Development (OECD-DAC); or
2. the definition established in the *Official Development Assistance Accountability Act (ODAAA)*.

Unless otherwise specified, “official development assistance,” as used in this statistical report, refers to the definition in the ODAAA. ODA represents the vast majority of Canada’s international assistance. For more information, look in the section “About this report” at the beginning of this document.

other official assistance (also known as non-ODA) This refers to activities that do not meet the conditions for eligibility as Official Development Assistance because they are not primarily aimed at development (e.g. counter-terrorism capacity building, military observers). On the other hand, incremental costs incurred for the use of the donor’s military equipment to deliver humanitarian aid or perform development services are ODA-eligible (for example, emergency assistance by the Disaster Assistance Response Team). Activities outside the IAE that are not ODA eligible are considered out-of-scope of this report and hence not reported (e.g., military-related training, supply of military equipment and services to peacekeeping missions, and the forgiveness of debts incurred for military purposes).

P **Partnerships With Canadians Branch (PWCB)** This branch of CIDA contributes to international cooperation initiatives designed and delivered by Canadian private- and voluntary-sector organizations, including non-governmental organizations, educational institutions, professional memberships and associations, cooperatives, youth organizations, and companies.

	Payables at Year-End	The recording against the current fiscal year of liabilities incurred but which have not been paid by the end of the accounting period.
	program aid	This term refers to international assistance spending by CIDA's aid programs, excluding operations and management costs, and changes in the value of investments in IFIs.
	provincial governments	This refers to international assistance programs of the provinces of Quebec, Manitoba and Alberta. For example, the Government of Quebec provides long-term institutional support to certain multilateral institutions such as the Organisation internationale de la Francophonie (OIF), and undertakes bilateral projects in a number of countries. The <i>Official Development Assistance Accountability Act</i> does not apply to these programs.
R	regional development banks	These are International Financial Institutions (IFIs) that are owned and operated by member nations. They are designed to extend development loans and provide other assistance to member nations. The world's five regional development banks are the African Development Bank Group, Asian Development Bank, European Bank for Reconstruction and Development, Caribbean Development Bank, and Inter-American Development Bank.
	regional programs	Refers to regional programs managed by CIDA's Geographic Programs Branch (see definition) that address the regional issues countries face together. In Table D-1 and Table D-2 , these programs are reported separately from country programs. See definition of "country programs."
	Royal Canadian Mounted Police (RCMP)	This refers to ODA disbursements made by the RCMP for bilateral programs aimed at post-conflict peacebuilding and security system management and reform.
S	sector codes (Table B-1)	<p>Sector codes are used to describe the purpose of aid. The list of sectors is compiled by the OECD-DAC. From time to time, modifications are made with the approval of donor countries. The OECD-DAC sector classification contains the following broad categories:</p> <ul style="list-style-type: none"> • social infrastructure and services – covering the sectors of education, health, population, water, government, and civil society; • economic infrastructure and services – covering transport, communications, energy, banking and finance, and business services; • production – covering agriculture, forestry, fishing, industry, mining, construction, trade, and tourism; and • multi-sector – covering, for example, general environmental protection; other multi-sector aid, including urban and rural development; and non-sector allocable aid for contributions not susceptible to allocation by sector, such as general budget support, actions relating to debt, humanitarian aid, and internal transactions in the donor country. <p>The sector of destination of a contribution provides the specific area of the recipient's economic or social structure the transfer is intended to foster. The sector classification does not refer to the type of goods or services provided.</p> <p>Due to differences in timing and methodology, the figures reported in Table B-1 will vary significantly from those reported in "Table 5: Official Bilateral Commitments by Sector of Destination" of the OECD-DAC's questionnaire on ODA.</p>

There are three main reasons for these discrepancies:

- **fiscal year vs. calendar year** – The *Statistical Report on Official Development Assistance* is based on the Government of Canada’s fiscal year; however, the DAC questionnaire is based on the calendar year.
- **commitments vs. disbursements** – The DAC’s Table 5 is prepared on a commitment basis rather than when funds are actually disbursed.
- **proportionate coding** – CIDA’s systems permit coding many sectors against any given contribution; however, the OECD’s reporting allows only for a single purpose code for each aid project/program.

services provided without charge by other departments

This refers to costs incurred by other departments for accommodation, legal, and cheque-issuing services rendered to CIDA. See definition of ODA-eligible imputed costs.

Strategic Policy and Performance Branch

This represents ODA-eligible international assistance programs of CIDA’s Strategic Policy and Performance Branch for representing Canada at international forums on development and ensuring that international commitments are reflected in Canadian development policies.

U

Unallocable or non-allocable aid (as opposed to allocable aid)

When aid disbursements cannot be assigned by country or sector, (e.g. costs of refugees in Canada) the disbursement is referred to as unallocable or non-allocable.