



Fisheries and Oceans  
Canada

Pêches et Océans  
Canada

Canada's

# WILD FISHERIES

Facts and Figures



[www.sustainable-seafood.ca](http://www.sustainable-seafood.ca) / [www.peche-durable.ca](http://www.peche-durable.ca)

## Did you know? Facts and figures

Seafood is one of the largest single food commodities exported by Canada.

Canada's exports of wild capture fish and seafood products were worth nearly \$3.6 billion in 2012.

Canada is the 8th largest exporter of seafood products in the world in terms of value (source: Food and Agriculture Organization of the United Nations, 2009).

Approximately 80,000 Canadians make their living directly from fishing and fishing-related activities.

Lobster remains Canada's top export species in terms of value, with 2012 exports totaling close to \$1.09 billion.

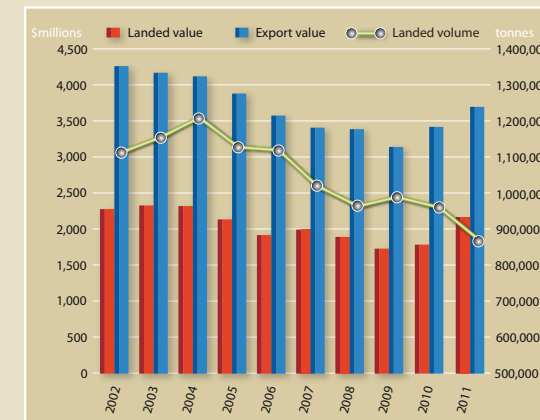
Approximately 56% of Canada's wild capture fish and seafood exports were destined for the United States in 2012, at a value of more than \$2.03 billion.

The European Union is also a significant market, importing almost \$344 million in 2012, or about 9.5% of Canada's wild capture fish and seafood products.

China has surpassed the European Union as the second largest trading partner, with \$436 million worth of Canadian wild fish and seafood exports being shipped to China in 2012.

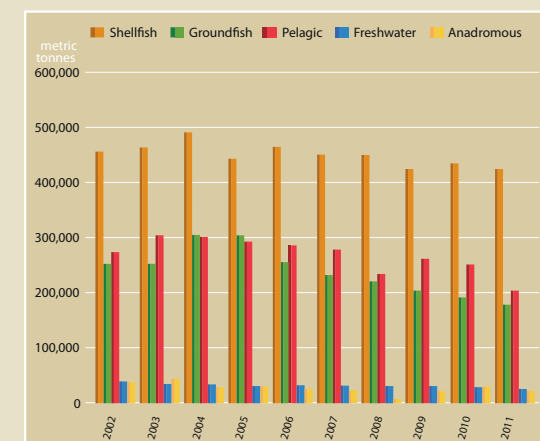


### Wild capture fisheries in Canada – Landed volume and value and export value



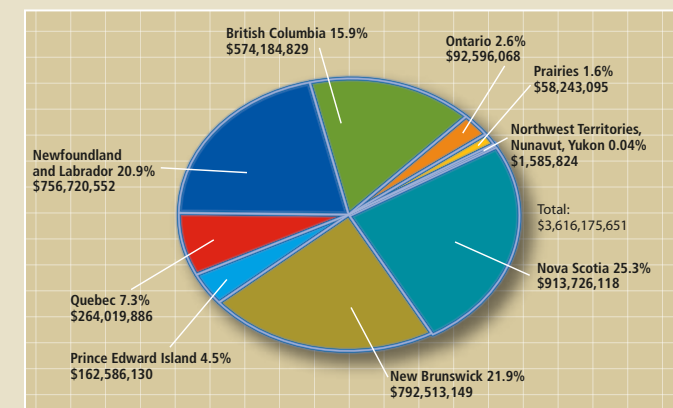
Sources: Statistics Canada, Fisheries and Oceans Canada

### Landings of Shellfish, Groundfish, Pelagic Fish, Freshwater Fish and Anadromous Fish



Source: Fisheries and Oceans Canada

### Wild capture – 2012 fish and seafood export value per province and territory



Source: Statistics Canada

Canada's exports of fish and seafood products have remained steady at \$3.6 billion between 2011 and 2012. The value of our exports demonstrates Canada's position as a world leader in the export of fish and seafood products.

Over a span of 10 years, between 2002 and 2011, shellfish has been the most harvested category of wild fish, accounting for over 44% of the total amount of fish harvested among the five categories listed. It is followed by pelagics and groundfish, which together account for more than 50% of the harvest among the same five categories.

Canada exports approximately 85% of all fish and seafood landed by Canadian fish harvesters. Canada's five most valuable wild fishery exports by species in 2012 were lobster, snow crab, shrimp, herring and scallops.

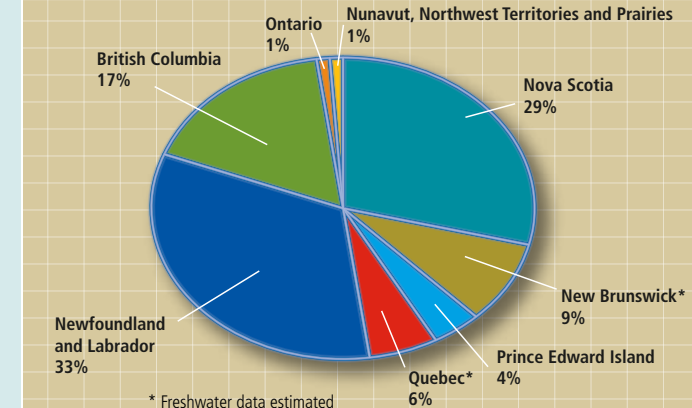
### Top species harvested per province and territory based on landed value

Province/Territory	Species
Newfoundland and Labrador	Queen-Snow Crab Pandalus Borealis Shrimp Turbot-Greenland Flounder Stimpsons Surf Clams Lobster
Nova Scotia	Lobster Queen-Snow Crab Sea Scallops Pandalus Borealis Shrimp Haddock
Prince Edward Island	Lobster Queen-Snow Crab American Oysters Herring Bluefin Tuna
New Brunswick	Lobster Queen-Snow Crab Herring Pandalus Borealis Shrimp Sea Scallops
Quebec	Queen-Snow Crab Lobster Pandalus Borealis Shrimp Turbot-Greenland Flounder Atlantic Halibut
Ontario	Yellow Perch Walleye Lake Whitefish White bass Rainbow Smelt

Province/Territory	Species
Manitoba	Yellow Pickerel Whitefish Pike Sauger Perch
Saskatchewan	Yellow Pickerel Whitefish Pike Trout Sucker (mullet)
Alberta	Whitefish Pike Tullibee* Yellow Pickerel *includes Lake herring, Chub and Cisco
British Columbia	Pacific Halibut Geoduck Prawn Crabs Coho Salmon
Northwest Territories	Whitefish Yellow Pickerel Trout
Nunavut	Arctic Char

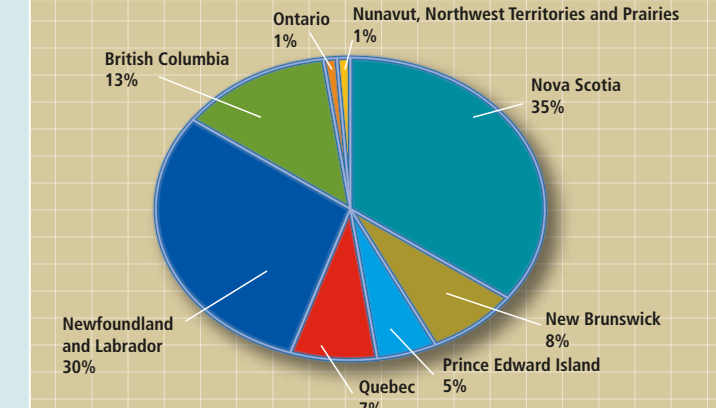


### Percentage of 2011 landed volume per province and territory



Note: The percentage values for Nunavut, Northwest Territories and the Prairies have been amalgamated for the purpose of this graph.  
Source: Fisheries and Oceans Canada

### Percentage of 2011 landed value per province and territory



Note: The percentage values for Nunavut, Northwest Territories and the Prairies have been amalgamated for the purpose of this graph.  
Source: Fisheries and Oceans Canada

Canada