



Employment and
Social Development Canada

Emploi et
Développement social Canada

Canada

Now and Tomorrow
Excellence in Everything We Do

HOMELESSNESS PARTNERING STRATEGY

.....
2012

SHELTER CAPACITY Report

.....
2012

SHELTER CAPACITY Report

2012 SHELTER CAPACITY Report

This document is available on demand in multiple formats (large print, Braille, audio cassette, audio CD, e-text diskette, e-text CD, or DAISY), by contacting 1 800 O-Canada (1-800-622-6232). If you use a teletypewriter (TTY), call 1-800-926-9105.

© Her Majesty the Queen in Right of Canada, 2013

PDF

Cat. No. : HS61-4/2012E-PDF

ISSN: 1925-718X

ESDC

Cat. No.: ISSD-044-08-13

For information regarding reproduction rights, please contact Public Works and Government Services Canada at: 613-996-6886 or copyright.droitdauteur@pwgsc-tpsgc.gc.ca

Contents

.....

3	Highlights
3	Changes from 2011 to 2012
3	Emergency Shelters
4	Transitional Housing
4	Violence Against Women (VAW) Shelters
5	Men's Emergency Shelters
6	Women and Family Emergency Shelters
7	Youth Emergency Shelters
8	National Summary: Emergency Shelters
9	National Summary: Transitional Housing and Violence Against Women Shelters
9	Transitional Housing
9	Violence Against Women Shelters
10	National Summary: Emergency Shelters by Clientele Served
11	National Summary: Transitional Housing by Clientele Served
12	Provincial/Territorial Tables of Emergency Shelter and Shelter Bed Counts, by Community
12	Newfoundland and Labrador
12	New Brunswick
12	Nova Scotia
12	Prince Edward Island
13	Québec
14	Ontario
15	Manitoba
15	Saskatchewan
15	Alberta
16	British Columbia
16	Yukon
17	Northwest Territories
17	Nunavut



The annual Shelter Capacity Report provides capacity statistics for emergency homeless shelters, transitional housing and violence against women (VAW) shelters in Canada. The number of shelter facilities and the number of permanent beds are reported for each province and territory, as well as by community.

The information contained in this report was obtained from the National Service Provider List as of November 1, 2012. The National Service Provider List is the only comprehensive listing of homeless shelters in Canada. It is compiled by the Homelessness Partnering Secretariat as part of the National Homelessness Information System (NHIS), a data development initiative that focuses on the collection and analysis of homeless shelter data in Canada.



Emergency Shelters are defined as facilities providing temporary and short-term accommodation for homeless individuals and families, which may include essential services such as food, clothing and counselling.

Transitional Housing provides temporary shelter, but can be differentiated from emergency shelters by the longer length of stay and greater intensity of support services offered to clients. Transitional housing is an intermediate step between emergency shelter and permanent housing. Support services help clients gain stability and self-sufficiency to maintain permanent housing. Stays may be between three months and three years.

Violence Against Women Shelters (VAW) are defined as facilities providing temporary shelter to women and women with children fleeing domestic abuse. They may function in either a crisis capacity or as transitional or second-stage housing.

Emergency shelters and transitional housing are further characterized according to the clients they serve



Men's shelters provide services to adult men



Women's shelters provide services to adult women



Youth shelters provide services to youth. Shelters have varying definitions of youth, including a range of ages between 12 and 29 years



Family shelters provide services to families and adults with dependants. Some accept single adult women without dependants



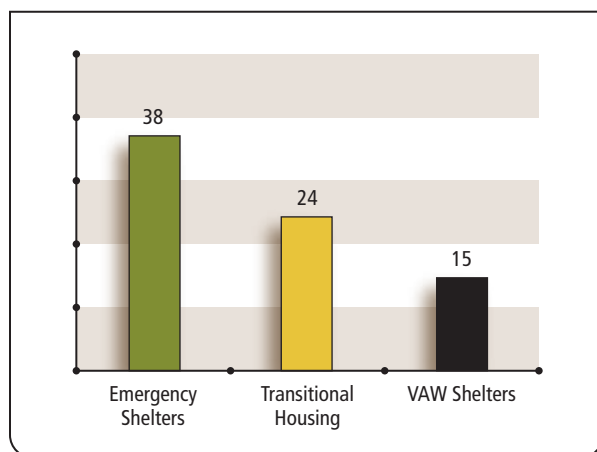
General shelters provide services to any combination of men or women with or without dependants, or youth

Highlights

Changes from 2011 to 2012

- The number of emergency shelters in Canada remained fairly stable from 2011 to 2012. The total number of shelters decreased marginally to 407 from 408 in 2011.
- The reported number of permanent emergency shelter beds increased by 102 in 2012, from 15,493 in 2011 to 15,595 in 2012.
- Changes in the reported number of shelters and beds between 2010, 2011 and 2012 primarily reflect updated information and better classification of shelter types, rather than actual changes in shelter capacity.

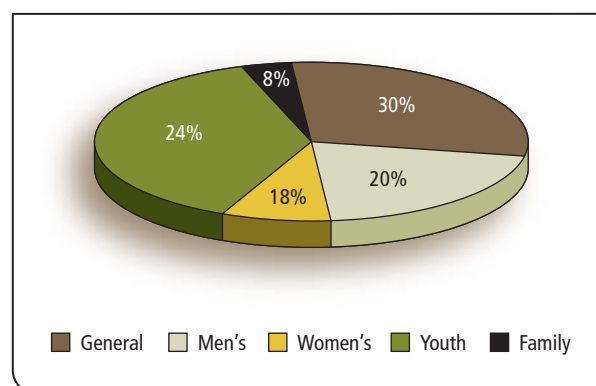
Average Number of Beds



Emergency Shelters

- 30% of emergency shelters in Canada are general shelters, serving a variety of clients.
- Family shelters account for 8% of all emergency shelters and 12% of emergency shelter beds.
- Nearly one quarter of emergency shelters in Canada serve youth exclusively; they account for approximately 9% of emergency shelter beds.
- Men's shelters and women's shelters account for a similar proportion of all shelters in Canada, but they differ in size, as men's shelters account for 35% of all shelter beds and women's shelters for 12%.

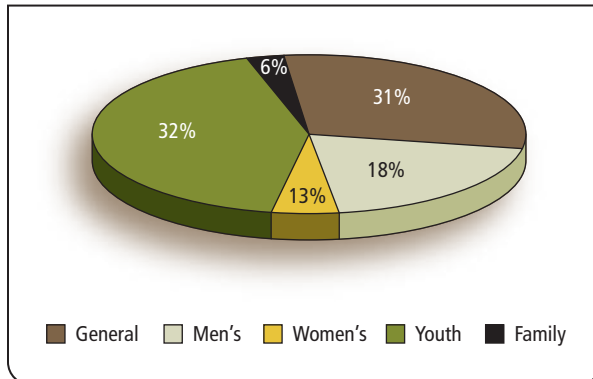
Emergency Shelters Breakdown of Clientele Served



Transitional Housing

- There are 233 transitional housing facilities, with 5,500 beds in Canada
- Just over 30% of these facilities serve the general population, while 32% serve youth exclusively
- 6% of transitional housing facilities serve families

Transitional Housing Breakdown of Clientele Served



Violence Against Women (VAW) Shelters

- In Canada, there are 442 VAW shelters with 6,729 beds
- Nearly 70% of the 442 VAW shelters are found in Quebec, Ontario and British Columbia
- VAW shelters, on average, have fewer beds (15) than transitional housing (24) or emergency shelters (38)

Men's Emergency Shelters

Of the 407 emergency shelters in Canada, 82 exclusively serve men. Men's emergency shelters account for 5,499 of the 15,595 emergency shelter beds in the country.

Newfoundland and Labrador

- 1 emergency shelter with 20 beds serves men

New Brunswick

- 2 emergency shelters with 82 beds serve men

Québec

- 11 emergency shelters with 989 beds serve men

Manitoba

- No emergency shelters serve men exclusively

Alberta

- 5 emergency shelters with 675 beds serve men

Yukon

- No emergency shelters serve men exclusively

Nunavut

- 1 emergency shelter with 20 beds serves men

Nova Scotia

- 3 emergency shelters with 125 beds serve men

Prince Edward Island

- 1 emergency shelter with 8 beds serves men

Ontario

- 35 emergency shelters with 2,898 beds serve men

Saskatchewan

- 5 emergency shelters with 120 beds serve men

British Columbia

- 16 emergency shelters with 508 beds serve men

Northwest Territories

- 2 emergency shelters with 54 beds serve men

Women and Family Emergency Shelters

Of the 407 emergency shelters in Canada, 107 exclusively serve women, women with children or families. Women and family shelters account for 3,714 of the 15,595 emergency shelter beds in the country.

- 44 emergency shelters with 1,335 beds serve single women without children
- 29 emergency shelters with 576 beds serve women with children
- 34 emergency shelters with 1,803 beds serve families, including adult men with dependants

Newfoundland and Labrador

- 1 emergency shelter with 23 beds serves families

Prince Edward Island

- No emergency shelters serve women and families exclusively

New Brunswick

- 2 emergency shelters with 22 beds serve single women

Québec

- 12 emergency shelters with 241 beds serve single women
- 3 emergency shelters with 42 beds serve women with children

Manitoba

- 2 emergency shelters with 76 beds serve families

Alberta

- 2 emergency shelters with 136 beds serve single women
- 2 emergency shelters with 7 beds serve women with children
- 1 emergency shelter with 30 beds serves families

Yukon

- 1 emergency shelter with 2 beds serves women with children

Nunavut

- 1 emergency shelter with 12 beds serves women with children

Nova Scotia

- 1 emergency shelter with 7 beds serves single women
- 2 emergency shelters with 36 beds serve women with children

Ontario

- 14 emergency shelters with 622 beds serve single women
- 8 emergency shelters with 175 beds serve women with children
- 21 emergency shelters with 1,513 beds serve families

Saskatchewan

- 4 emergency shelters with 90 beds serve single women
- 5 emergency shelters with 159 beds serve women with children
- 2 emergency shelters with 23 beds serve families

British Columbia

- 9 emergency shelters with 217 beds serve single women
- 6 emergency shelters with 120 beds serve women with children
- 6 emergency shelters with 106 beds serve families

Northwest Territories

- 1 emergency shelter with 23 beds serves women with children
- 1 emergency shelter with 32 beds serves families

Youth Emergency Shelters

Of the 407 emergency shelters in Canada, 98 exclusively serve youth. Youth emergency shelters account for 1,468 of the 15,595 emergency shelter beds in the country.

- 77 emergency shelters with 1,135 beds serve both male and female youth
- 13 emergency shelters with 229 beds serve male youth
- 8 emergency shelters with 104 beds serve female youth

Newfoundland and Labrador

- 1 emergency shelter with 9 beds serves male youth
- 1 emergency shelter with 8 beds serves female youth

New Brunswick

- 1 emergency shelter with 7 beds serves male and female youth

Québec

- 22 emergency shelters with 224 beds serve male and female youth
- 4 emergency shelters with 76 beds serve male youth
- 4 emergency shelters with 52 beds serve female youth

Manitoba

- 2 emergency shelters with 24 beds serve male and female youth

Alberta

- 11 emergency shelters with 180 beds serve male and female youth

Yukon

- 1 emergency shelter with 4 beds serves male and female youth

Nunavut

- No emergency shelters serve youth exclusively

Nova Scotia

- 1 emergency shelter with 20 beds serves male and female youth

Prince Edward Island

- No emergency shelters serve youth exclusively

Ontario

- 26 emergency shelters with 534 beds serve male and female youth
- 6 emergency shelters with 140 beds serve male youth
- 3 emergency shelters with 44 beds serve female youth

Saskatchewan

- 2 emergency shelters with 9 beds serve male and female youth
- 2 emergency shelters with 4 beds serve male youth

British Columbia

- 10 emergency shelters with 123 beds serve male and female youth

Northwest Territories

- 1 emergency shelter with 10 beds serves male and female youth

National Summary: Emergency Shelters

Province/Territory	Shelters (2012)	Beds	Shelters (2011)	Beds	Shelters (2010)	Beds
Newfoundland and Labrador	5	64	5	64	5	64
Nova Scotia	7	188	7	183	6	190
New Brunswick	8	182	8	174	7	166
Prince Edward Island	1	8	2	12	2	12
Québec	83	2,057	89	2,181	90	2,143
Ontario	136	6,640	133	6,586	132	6,468
Manitoba	15	706	16	710	12	624
Saskatchewan	23	451	19	356	18	379
Alberta	36	2,900	38	3,025	37	2,950
British Columbia	83	2,232	82	2,065	80	2,078
Yukon	3	16	3	16	3	16
Northwest Territories	5	119	4	89	4	89
Nunavut	2	32	2	32	1	20
CANADA	407	15,595	408	15,493	397	15,199

National Summary: Transitional Housing and Violence Against Women Shelters

Transitional Housing

Province/Territory	Shelters	Beds
Newfoundland and Labrador	4	90
Nova Scotia	4	35
New Brunswick	2	20
Prince Edward Island	0	0
Québec	73	1,390
Ontario	55	1,463
Manitoba	12	225
Saskatchewan	30	480
Alberta	30	1,172
British Columbia	21	588
Yukon	0	0
Northwest Territories	2	37
Nunavut	0	0
CANADA	233	5,500

Violence Against Women Shelters

Province/Territory	Shelters	Beds
Newfoundland and Labrador	6	85
Nova Scotia	15	215
New Brunswick	15	219
Prince Edward Island	2	32
Québec	95	1,215
Ontario	118	2,280
Manitoba	20	387
Saskatchewan	18	291
Alberta	43	892
British Columbia	95	998
Yukon	5	37
Northwest Territories	5	44
Nunavut	5	34
CANADA	442	6,729

National Summary: Emergency Shelters by Clientele Served

	General		Men's		Women's		Youth		Family		Total	
	Shelters	Beds	Shelters	Beds	Shelters	Beds	Shelters	Beds	Shelters	Beds	Shelters	Beds
Newfoundland and Labrador	1	4	1	20	0	0	2	17	1	23	5	64
Nova Scotia	0	0	3	125	3	43	1	20	0	0	7	188
New Brunswick	3	71	2	82	2	22	1	7	0	0	8	182
Prince Edward Island	0	0	1	8	0	0	0	0	0	0	1	8
Québec	27	433	11	989	15	283	30	352	0	0	83	2,057
Ontario	23	714	35	2,898	22	797	35	718	21	1,513	136	6,640
Manitoba	11	606	0	0	0	0	2	24	2	76	15	706
Saskatchewan	3	46	5	120	9	249	4	13	2	23	23	451
Alberta	15	1,872	5	675	4	143	11	180	1	30	36	2,900
British Columbia	36	1,158	16	508	15	337	10	123	6	106	83	2,232
Yukon	1	10	0	0	1	2	1	4	0	0	3	16
Northwest Territories	0	0	2	54	1	23	1	10	1	32	5	119
Nunavut	0	0	1	20	1	12	0	0	0	0	2	32
CANADA	120	4,914	82	5,499	73	1,911	98	1,468	34	1,803	407	15,595

National Summary: Transitional Housing by Clientele Served

	General		Men's		Women's		Youth		Family		Total	
	Shelters	Beds	Shelters	Beds	Shelters	Beds	Shelters	Beds	Shelters	Beds	Shelters	Beds
Newfoundland and Labrador	2	73	1	2	1	15	0	0	0	0	4	90
Nova Scotia	0	0	1	10	1	10	2	15	0	0	4	35
New Brunswick	0	0	0	0	0	0	1	8	1	12	2	20
Prince Edward Island	0	0	0	0	0	0	0	0	0	0	0	0
Québec	22	534	11	335	10	162	26	287	4	72	73	1,390
Ontario	16	616	10	241	6	137	20	323	3	146	55	1,463
Manitoba	8	157	1	18	0	0	2	10	1	40	12	225
Saskatchewan	4	138	7	103	4	45	14	182	1	12	30	480
Alberta	8	409	5	346	7	236	8	80	2	101	30	1,172
British Columbia	13	429	4	78	2	24	2	57	0	0	21	588
Yukon	0	0	0	0	0	0	0	0	0	0	0	0
Northwest Territories	0	0	1	32	0	0	0	0	1	5	2	37
Nunavut	0	0	0	0	0	0	0	0	0	0	0	0
CANADA	73	2,356	41	1,165	31	629	75	962	13	388	233	5,500

Provincial/Territorial Tables of Emergency Shelter and Shelter Bed Counts, by Community

Newfoundland and Labrador

	General		Men's		Women's		Youth		Family		Total	
	Shelters	Beds	Shelters	Beds	Shelters	Beds	Shelters	Beds	Shelters	Beds	Shelters	Beds
St. John's	1	4	1	20	0	0	2	17	1	23	5	64
TOTAL	1	4	1	20	0	0	2	17	1	23	5	64

New Brunswick

	General		Men's		Women's		Youth		Family		Total	
	Shelters	Beds	Shelters	Beds	Shelters	Beds	Shelters	Beds	Shelters	Beds	Shelters	Beds
Bathurst	1	11	0	0	0	0	0	0	0	0	1	11
Fredericton	0	0	1	40	1	9	0	0	0	0	2	49
Miramichi	0	0	0	0	0	0	1	7	0	0	1	7
Moncton	2	60	0	0	0	0	0	0	0	0	2	60
Saint John	0	0	1	42	1	13	0	0	0	0	2	55
TOTAL	3	71	2	82	2	22	1	7	0	0	8	182

Nova Scotia

	General		Men's		Women's		Youth		Family		Total	
	Shelters	Beds	Shelters	Beds	Shelters	Beds	Shelters	Beds	Shelters	Beds	Shelters	Beds
Halifax	0	0	2	115	2	36	1	20	0	0	5	171
Sydney	0	0	1	10	1	7	0	0	0	0	2	17
TOTAL	0	0	3	125	3	43	1	20	0	0	7	188

Prince Edward Island

	General		Men's		Women's		Youth		Family		Total	
	Shelters	Beds	Shelters	Beds	Shelters	Beds	Shelters	Beds	Shelters	Beds	Shelters	Beds
Charlottetown	0	0	1	8	0	0	0	0	0	0	1	8
TOTAL	0	0	1	8	0	0	0	0	0	0	1	8

Québec

	General		Men's		Women's		Youth		Family		Total	
	Shelters	Beds	Shelters	Beds	Shelters	Beds	Shelters	Beds	Shelters	Beds	Shelters	Beds
Amos	1	8	0	0	0	0	0	0	0	0	1	8
Baie-Comeau	0	0	1	17	0	0	0	0	0	0	1	17
Drummondville	1	8	0	0	0	0	1	9	0	0	2	17
Fermont	0	0	0	0	1	6	0	0	0	0	1	6
Gatineau	1	55	0	0	0	0	1	6	0	0	2	61
Granby	0	0	0	0	0	0	1	15	0	0	1	15
Grand-Mère	1	15	0	0	0	0	0	0	0	0	1	15
Ham Sud	1	17	0	0	0	0	0	0	0	0	1	17
Joliette	1	10	0	0	0	0	2	21	0	0	3	31
Mont-Laurier	1	9	0	0	0	0	0	0	0	0	1	9
Montréal	5	87	7	867	11	239	19	248	0	0	42	1,441
Québec City	5	78	2	102	2	30	2	15	0	0	11	225
Rouyn-Noranda	1	15	0	0	0	0	0	0	0	0	1	15
Saguenay	2	45	1	3	0	0	1	10	0	0	4	58
Sherbrooke	1	22	0	0	1	8	1	8	0	0	3	38
St-Georges	1	2	0	0	0	0	0	0	0	0	1	2
Thetford Mines	1	10	0	0	0	0	0	0	0	0	1	10
Trois-Rivières	2	26	0	0	0	0	1	11	0	0	3	37
Valleyfield	2	26	0	0	0	0	0	0	0	0	2	26
Victoriaville	0	0	0	0	0	0	1	9	0	0	1	9
TOTAL	27	433	11	989	15	283	30	352	0	0	83	2,057

Ontario

	General		Men's		Women's		Youth		Family		Total	
	Shelters	Beds	Shelters	Beds	Shelters	Beds	Shelters	Beds	Shelters	Beds	Shelters	Beds
Barrie-Simcoe	1	20	1	20	0	0	1	15	0	0	3	55
Brantford	0	0	1	38	0	0	1	20	0	0	2	58
Dufferin Region	0	0	0	0	0	0	2	20	1	16	3	36
Durham Region	0	0	1	40	1	40	1	13	0	0	3	93
Guelph	0	0	1	18	1	8	1	8	2	35	5	69
Halton Region	1	25	0	0	0	0	0	0	1	12	2	37
Hamilton	0	0	3	215	1	20	1	20	1	103	6	358
Jarvis	0	0	0	0	0	0	1	8	0	0	1	8
Kingston	2	35	1	18	2	24	1	15	0	0	6	92
Lindsay	1	19	0	0	0	0	0	0	0	0	1	19
London	1	45	2	255	1	31	0	0	1	41	5	372
Niagara Region	3	81	0	0	1	20	2	30	1	16	7	147
Nipissing/North Bay	1	19	0	0	1	10	0	0	0	0	2	29
Ottawa	0	0	3	493	2	125	2	24	3	362	10	1,004
Owen Sound	1	25	0	0	0	0	0	0	0	0	1	25
Peel Region	0	0	1	60	0	0	1	14	2	310	4	384
Peterborough	0	0	1	40	1	10	1	15	1	15	4	80
Sarnia	2	46	0	0	0	0	1	9	1	8	4	63
Sault Ste. Marie	1	24	1	24	0	0	1	10	0	0	3	58
Sioux Lookout	1	20	0	0	0	0	0	0	0	0	1	20
Sudbury	0	0	1	36	0	0	2	27	1	25	4	88
Thunder Bay	1	42	2	34	0	0	0	0	0	0	3	76
Toronto	4	250	13	1,483	10	498	10	398	4	490	41	3,119
Waterloo Region	1	40	1	39	0	0	4	45	1	60	7	184
Windsor	2	23	1	56	1	11	0	0	0	0	4	90
York Region	0	0	1	29	0	0	2	27	1	20	4	76
TOTAL	23	714	35	2,898	22	797	35	718	21	1,513	136	6,640

Manitoba

	General		Men's		Women's		Youth		Family		Total	
	Shelters	Beds	Shelters	Beds	Shelters	Beds	Shelters	Beds	Shelters	Beds	Shelters	Beds
Brandon	1	3	0	0	0	0	0	0	1	3	2	6
Dauphin	1	9	0	0	0	0	0	0	0	0	1	9
Flin Flon	1	26	0	0	0	0	0	0	0	0	1	26
Swan River	1	10	0	0	0	0	0	0	0	0	1	10
The Pas	1	34	0	0	0	0	0	0	0	0	1	34
Thompson	1	18	0	0	0	0	0	0	0	0	1	18
Winnipeg	5	506	0	0	0	0	2	24	1	73	8	603
TOTAL	11	606	0	0	0	0	2	24	2	76	15	706

Saskatchewan

	General		Men's		Women's		Youth		Family		Total	
	Shelters	Beds	Shelters	Beds	Shelters	Beds	Shelters	Beds	Shelters	Beds	Shelters	Beds
Lloydminster	0	0	1	28	0	0	0	0	0	0	1	28
Moose Jaw	1	12	0	0	0	0	0	0	0	0	1	12
Prince Albert	1	22	0	0	2	58	0	0	1	17	4	97
Regina	0	0	2	37	3	87	0	0	1	6	6	130
Saskatoon	1	12	2	55	4	104	4	13	0	0	11	184
TOTAL	3	46	5	120	9	249	4	13	2	23	23	451

Alberta

	General		Men's		Women's		Youth		Family		Total	
	Shelters	Beds	Shelters	Beds	Shelters	Beds	Shelters	Beds	Shelters	Beds	Shelters	Beds
Calgary	5	1,262	2	304	1	6	3	45	0	0	11	1,617
Edmonton	3	287	2	319	2	136	2	86	0	0	9	828
Grande Prairie	1	70	0	0	0	0	1	10	0	0	2	80
High Level	1	20	0	0	0	0	0	0	0	0	1	20
Lethbridge	1	80	0	0	0	0	1	8	0	0	2	88
Medicine Hat	0	0	0	0	0	0	1	6	1	30	2	36
Red Deer	2	43	0	0	0	0	1	8	0	0	3	51
Wood Buffalo	2	110	1	52	1	1	2	17	0	0	6	180
TOTAL	15	1,872	5	675	4	143	11	180	1	30	36	2,900

British Columbia

	General		Men's		Women's		Youth		Family		Total	
	Shelters	Beds	Shelters	Beds	Shelters	Beds	Shelters	Beds	Shelters	Beds	Shelters	Beds
Abbotsford	1	20	0	0	0	0	1	14	0	0	2	34
Campbell River	1	26	0	0	1	22	0	0	0	0	2	48
Chilliwack	0	0	0	0	0	0	0	0	1	11	1	11
Courtenay	1	17	0	0	0	0	0	0	0	0	1	17
Dawson Creek	1	8	0	0	0	0	0	0	0	0	1	8
Duncan	1	15	0	0	0	0	0	0	0	0	1	15
Fort Nelson	0	0	1	6	0	0	0	0	0	0	1	6
Fort St. John	1	5	1	16	0	0	0	0	0	0	2	21
Hope	1	2	0	0	0	0	0	0	0	0	1	2
Kamloops	0	0	2	76	1	8	1	6	0	0	4	90
Kelowna	0	0	1	60	1	20	0	0	0	0	2	80
Nanaimo	1	23	0	0	1	20	0	0	0	0	2	43
Nelson	1	17	0	0	0	0	0	0	0	0	1	17
Penticton	0	0	1	11	0	0	0	0	0	0	1	11
Port Alberni	2	20	0	0	0	0	0	0	0	0	2	20
Prince George	0	0	1	21	0	0	1	10	2	60	4	91
Prince Rupert	1	10	0	0	0	0	0	0	0	0	1	10
Quesnel	1	10	0	0	0	0	0	0	0	0	1	10
Smithers	1	7	0	0	0	0	0	0	0	0	1	7
Squamish	1	15	0	0	0	0	0	0	0	0	1	15
Terrace	1	16	0	0	0	0	0	0	0	0	1	16
Vancouver	15	765	8	302	10	242	6	83	2	30	41	1,422
Vernon	1	25	0	0	0	0	0	0	0	0	1	25
Victoria	3	149	1	16	1	25	1	10	1	5	7	205
Williams Lake	1	8	0	0	0	0	0	0	0	0	1	8
TOTAL	36	1,158	16	508	15	337	10	123	6	106	83	2,232

Yukon

	General		Men's		Women's		Youth		Family		Total	
	Shelters	Beds	Shelters	Beds	Shelters	Beds	Shelters	Beds	Shelters	Beds	Shelters	Beds
Dawson City	0	0	0	0	1	2	0	0	0	0	1	2
Whitehorse	1	10	0	0	0	0	1	4	0	0	2	14
TOTAL	1	10	0	0	1	2	1	4	0	0	3	16

Northwest Territories

	General		Men's		Women's		Youth		Family		Total	
	Shelters	Beds	Shelters	Beds	Shelters	Beds	Shelters	Beds	Shelters	Beds	Shelters	Beds
Yellowknife	0	0	2	54	1	23	1	10	1	32	5	119
TOTAL	0	0	2	54	1	23	1	10	1	32	5	119

Nunavut

	General		Men's		Women's		Youth		Family		Total	
	Shelters	Beds	Shelters	Beds	Shelters	Beds	Shelters	Beds	Shelters	Beds	Shelters	Beds
Iqaluit	0	0	1	20	1	12	0	0	0	0	2	32
TOTAL	0	0	1	20	1	12	0	0	0	0	2	32

