

# SENIORS' HOUSING REPORT

## Quebec



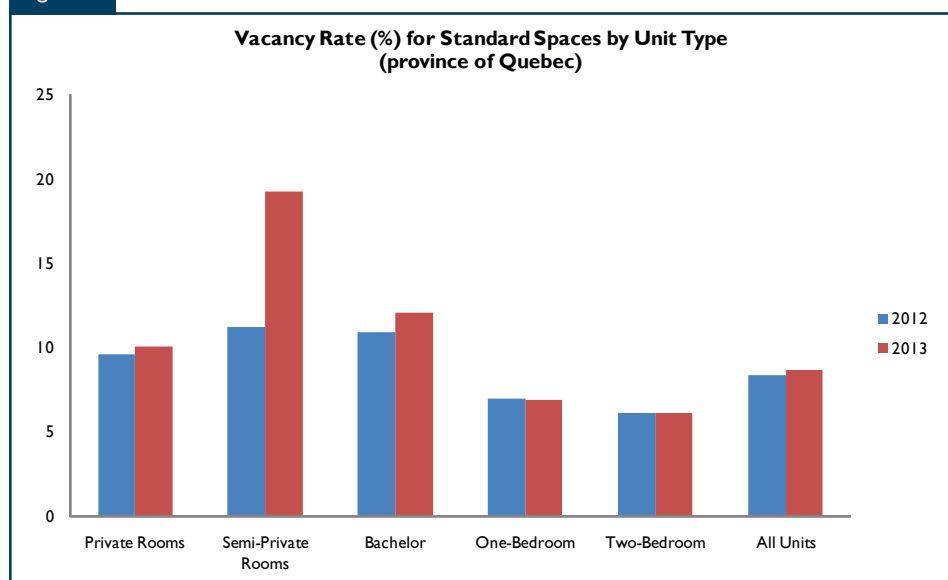
CANADA MORTGAGE AND HOUSING CORPORATION

Date Released: 2013

## Highlights

- The vacancy rate standards places increased slightly in 2013 Québec. It stood at 8.7 per cent in February, compared with 8.4 per cent for the same period in 2012.
- This small change in the vacancy rate is the result of a stagnant supply and demand over the last year.
- The average rent for a standard place was \$1,520 per month.
- The capture rate stood at 17.6 per cent. It is identical to those of the past two years.

Figure 1



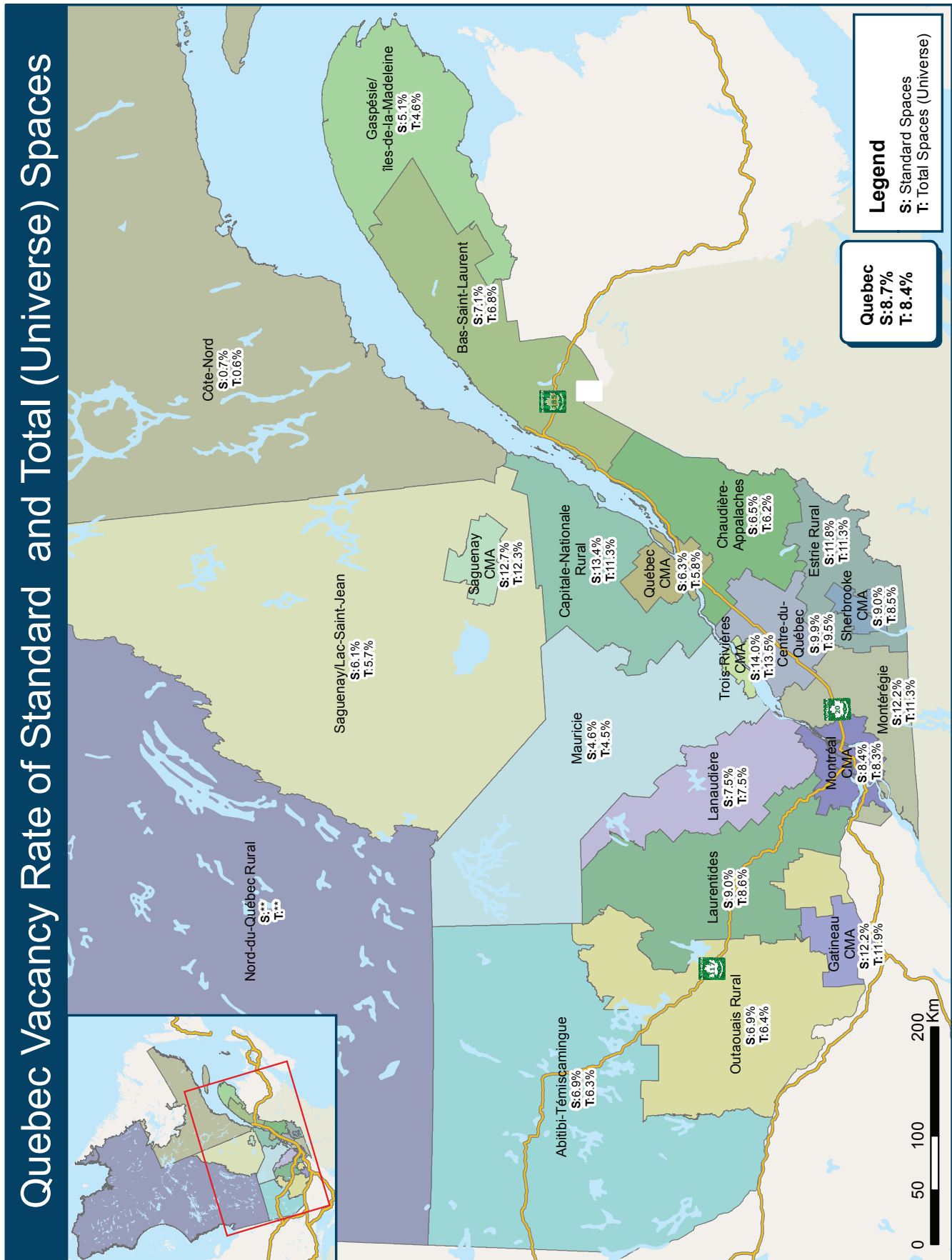
Source: CMHC

## Table of Contents

1	Highlights
2	Map
3	Slight increase in the vacancy rate in 2013
3	In large urban centers
3	Montréal CMA
3	Québec CMA
4	Gatineau CMA
4	Sherbrooke CMA
4	Trois-Rivières CMA
4	Saguenay CMA
7	Tables

## SUBSCRIBE NOW!

Access CMHC's Market Analysis Centre publications quickly and conveniently on the Order Desk at [www.cmhc.ca/housingmarketinformation](http://www.cmhc.ca/housingmarketinformation). View, print, download or subscribe to get market information e-mailed to you on the day it is released. CMHC's electronic suite of national standardized products is available for free.



## Slight increase in the vacancy rate in 2013

According to the latest survey of retirement homes, conducted by Canada Mortgage and Housing Corporation (CMHC), the vacancy rate for standard places (places requiring less than an hour and a half of treatments per day) increased slightly in Quebec in 2012. It stood at 8.7 per cent in February, compared with 8.4 per cent for the same period in 2012 and 8.1 per cent in 2011.

As was the case last year, this small change results from a stagnant level of demand and supply.

On the demand side, the province is still going through a period in which the growth of the population aged 75 to 84 is moderate. According to forecasts of the Institut de la statistique du Québec (ISQ), acceleration in this category is expected starting in 2016.

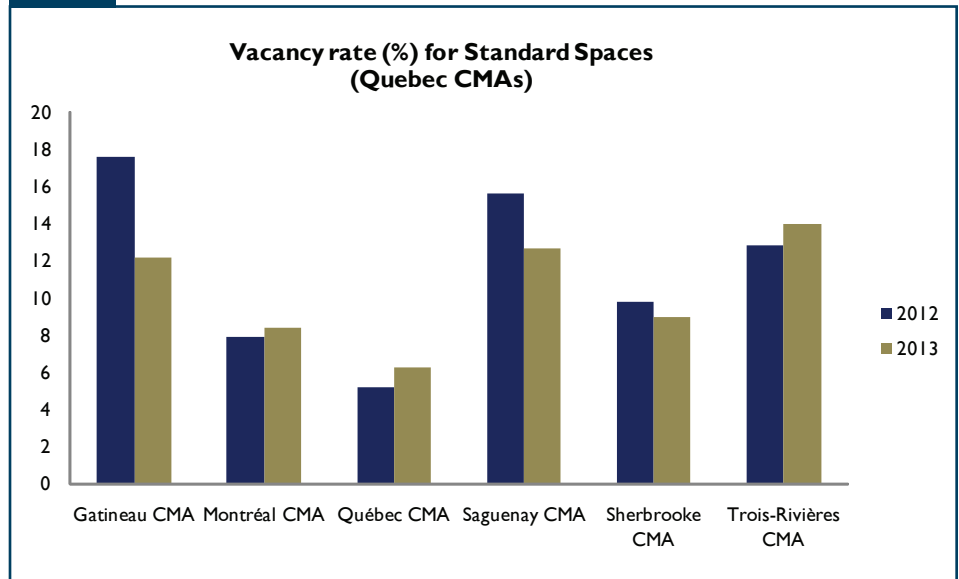
The demand for places in residences is, to some extent, challenged by the recent increase of substitute products: condominiums (available for sale or lease) and traditional rental apartments - which excludes rental condominiums. While not offering many of the services found in retirement homes, they are still able to meet the needs of an autonomous older clientele.

In terms of supply, it remains paused until tangible signs of recovery are visible. That being said, there are regions where the market context was conducive to construction.

### In large urban centers

As in previous years, the results of the retirement home market survey differ greatly from one urban center to another Québec.

Figure 2



Source: CMHC

This disparity is also observable in terms of census metropolitan areas (CMAs). Aside from the Montréal region, where a slight increase was observed (8.4 per cent compared to 7.9 per cent in 2012), all regions showed significant variations.

In the CMAs of Québec (6.3 per cent) and Trois-Rivières (14.0 per cent), there was an increase of about one percentage point.

As for regions Gatineau (12.2 per cent) and Saguenay (12.7 per cent), the survey reported notable tightening (5.4 points and 2.9 points respectively). The Sherbrooke CMA (9.0 per cent), for its part, showed a more modest decline (0.8 points).

### Montréal CMA

In the CMA of Montréal, the overall vacancy rate went from 7.9 per cent in 2012 to 8.4 per cent in 2013. It remains lower in the apartment segment (7.3 per cent) than in room and board dwellings (11.8 per cent), but increased in both types of units between 2012 and 2013. The vacancy rate remains higher on average on

the island of Montréal (10.6 per cent) than in the suburbs (between 4.0 per cent and 8.5 per cent depending on the sector). The average rent for a standard space in the CMA is estimated at \$1,651 and reflects the majority of the major sectors of the region, but is generally lower in the areas of Laval and the North Shore (\$1,532).

### Québec CMA

Among the major urban centers of the province, it is in the CMA of Québec where market conditions are the tightest. However, a certain easing is noted, as the vacancy rate for standard places stood at 6.3 per cent this year, compared to 5.2 per cent in 2012. With the exception of two-bedroom apartments, all types of units saw their vacancy increase. As for the average rent for a standard space, it amounted to \$1,600 according to the 2013 survey. The sector which includes Sainte-Foy, Sillery, Cap-Rouge and Saint-Augustin posts the highest average rent (\$1,914), while the Western South Shore has the lowest rent (\$1,352).

## Gatineau CMA

In the Gatineau CMA retirement home market, the average vacancy rate, which stood at 17.6 per cent in 2012, decreased by more than five percentage points in 2013 (12.2 per cent). This decrease is due to the stability of supply and an increase in the population aged 75 and over in the region, a group which is the main customer for retirement homes. The decrease in the vacancy rate has also occurred both in the room-and-board and the apartment segments. Average rents for rooms (\$1,812) and for apartments (\$1,841) in the region of Gatineau are also among the highest of all the major urban centers of Québec.

## Sherbrooke CMA

In the Sherbrooke CMA, the vacancy rate for retirement homes is was down slightly, from 9.8 per cent to 9.0 per cent. This contraction masks different realities. In the city of Sherbrooke, the rate eased from 8 per cent to 11.4 per cent. This is due to lower rental performance in the eastern district. In contrast, in the

periphery, the vacancy rate fell by 15 percentage points to reach 4.8 per cent. The lowest vacancy rate is found in Magog, where it stood at 3.2 per cent. The capture rate remains high and has increased slightly, to 24.7 per cent from 24.4 per cent the previous year.

## Trois-Rivières CMA

In the CMA of Trois-Rivières, the market eased somewhat in 2013. The proportion of unoccupied standard places has reached 14.0 per cent, an increase compared to the results of 2012 (12.8 per cent). This easing, which started in 2011, is due to a more abundant supply of new units and is observable in the case of bachelor-suites and one-bedroom apartments, where the vacancy rate reached 16.6 per cent and 16.0 per cent, respectively. For its part, the market for single rooms narrowed slightly (7.7 per cent), while that of two-bedroom apartments remained relatively stable (19.2 per cent). In 2013, the average rent for a standard place stood at \$1,431.

## Saguenay CMA

In the Saguenay area, the vacancy rate for standard places decreased from 15.6 per cent in 2012 to 12.7 per cent in 2013. This tightening of the market is due to an increase in demand, and a more modest growth in supply. For its part, the average rent for a standard place amounted to \$1,372. Market tightening was more pronounced in the area of Chicoutimi, where the vacancy rate decreased from 16.0 per cent to 10.0 per cent. The Jonquière sector posted the highest rate (16.6 per cent), while the area of the Bay has retained the tightest market in the region with a vacancy rate of 2.5 per cent. Finally, the average rent ranged from \$1,205 in La Baie, to \$1,468 in the area of Chicoutimi.

**ZONE DESCRIPTIONS - SENIORS' HOUSING SURVEY - PROVINCE OF QUEBEC****Montréal CMA****Island of Montréal**

Island Centre	Downtown, Notre-Dame-de-Grâce, Côte-Saint-Luc, Côte-des-Neiges, Montréal-Ouest, Hampstead, Westmount, Mont-Royal, Plateau Mont-Royal, Outremont, Rosemont, Villeray, Verdun, Le Sud-Ouest
Island West	Beaconsfield, Senneville, Roxboro, Sainte-Anne-de-Bellevue, Pierrefonds, L'Île-Bizard, L'Île-Dorval, Sainte-Geneviève, Baie-d'Urfé, Kirkland, LaSalle, Lachine, Dorval, Dollard-des-Ormeaux, Pointe-Claire, Saint-Laurent
Island North	Cartierville, Montréal-Nord, Rivière-des-Prairies, Ahuntsic
Island East	Montréal-Est, Pointe-aux-Trembles, Mercier, Anjou, Saint-Léonard, Hochelaga-Maisonneuve, Saint-Michel
Vaudreuil-Soulanges	Pincourt, Hudson, Saint-Lazare, Les Cèdres, Pointe-des-Cascades, Vaudreuil-Dorion, Terrasse-Vaudreuil, Vaudreuil-sur-le-Lac, Notre-Dame-de-l'Île-Perrot, L'Île-Cadieux, Coteau-du-Lac, Les Coteaux, L'Île-Perrot

**Laval-North Shore**

Laval	Laval
North Shore	La Plaine, Lachenaie, Terrebonne, Mascouche, L'Assomption, Repentigny, Le Gardeur, Charlemagne, L'Épiphanie, Saint-Gérard-Majella, Saint-Sulpice, Blainville, Sainte-Thérèse, Boisbriand, Bois-des-Filion, Rosemère, Lorraine, Sainte-Anne-des-Plaines, Mirabel, Saint-Placide, Deux-Montagnes, Oka, Kanesatake, Saint-Eustache, Sainte-Marthe-sur-le-Lac, Pointe-Calumet, Saint-Joseph-du-Lac, Saint-Antoine-de-Lavaltrie, Lavaltrie
Saint-Jérôme	Saint-Jérôme, Saint-Antoine, Lafontaine, Bellefeuille, Gore, Saint-Colomban

**South Shore**

South Shore Centre	Longueuil, Brossard, Saint-Hubert, Saint-Lambert, LeMoyne, Greenfield Park
South Shore East	Boucherville, Varennes, Sainte-Julie, Saint-Basile-le-Grand, Saint-Amable, Mont-Saint-Hilaire, Beloeil, Otterburn Park, Saint-Mathieu-de-Beloeil, McMasterville, Carignan, Chambly, Richelieu, Saint-Mathias-sur-Richelieu, Notre-Dame-de-Bon-Secours, Saint-Bruno-de-Montarville, Verchères
South Shore West	La Prairie, Candiac, Saint-Constant, Sainte-Catherine, Delson, Saint-Philippe, Saint-Isidore, Mercier, Châteauguay, Léry, Beauharnois, Melocheville, Maple Grove, Kahnawake, Saint-Mathieu

**Québec CMA****North Centre**

Québec – Basse-ville	Basse-ville (including Limoilou, Saint-Roch, Saint-Sauveur), Vanier
Québec – Haute-ville	Haute-ville (including Saint-Jean-Baptiste, Champlain, Montcalm)
Québec des Rivières	Québec des Rivières (including Neufchâtel, Duberger, Les Saules, Lebourgneuf), L'Ancienne-Lorette
Sainte-Foy, Sillery, Cap-Rouge, Saint-Augustin	Sainte-Foy, Sillery, Cap-Rouge, Saint-Augustin-de-Desmaures

**Northern Suburbs**

West	Val-Bélair, Saint-Émile, Loretteville, Lac-Saint-Charles, Lac-Delage, Valcartier, Shannon, Lac-Saint-Joseph, Sainte-Catherine-de-la-Jacques-Cartier, Fossambault
North	Charlesbourg, Lac Beauport, Stoneham-et-Tewkesbury
East	Beauport, Sainte-Brigitte-de-Laval, Boischatel, L'Ange-Gardien, Château-Richer, L'Île-d'Orléans

**South Shore**

Charny, Saint-Romuald, Saint-Jean-Chr. and others	Charny, Saint-Rédempteur, Breakeyville, Saint-Romuald, Saint-Jean-Chrysostome, Saint-Nicolas, Saint-Lambert, Saint-Étienne
Lévis, Pintendre and others	Lévis, Pintendre, Saint-Joseph-de-Lévis, Beaumont

ZONE DESCRIPTIONS - SENIORS' HOUSING SURVEY - PROVINCE OF QUEBEC	
<b>Saguenay CMA</b>	
<b>City of Saguenay</b>	
Chicoutimi	Chicoutimi
Jonquière	Jonquière
La Baie	La Baie
<b>Outlying sector</b>	
Outlying sector	Larouche, Saint-Honoré, Saint-Fulgence
<b>Sherbrooke CMA</b>	
<b>City of Sherbrooke (pre-merger)</b>	
East	North: city limits; South: city limits; East: city limits; West: Saint-François River
North	North: city limits; South: Magog River; East: Saint-François River and Queen Boulevard North; West: city limits
West	North: Magog River and Galt Street West; South: city limits; East: Wellington Street South; West: Magog River
Centre	North: Saint-François River; South: Galt Street West and Wellington Street South; East: Saint-François River; West: Belvédère Street and Queen Boulevard North
Magog	Magog
<b>Suburbs</b>	
Suburbs	Ascot Corner, Ascot, Bromptonville, Brompton Township, Deauville, Hatley Township, Ascot Township, Fleurimont, Compton Station, Lennoxville, North Hatley, Rock Forest, Saint-Denis-de-Brompton, Saint-Élie-d'Orford, Stoke, Waterville
<b>Trois-Rivières CMA</b>	
<b>Trois-Rivières Centre</b>	
Trois-Rivières	Trois-Rivières
Cap-de-la-Madeleine	Cap-de-la-Madeleine
<b>Outlying sector</b>	
Outlying sector	Bécancour, Champlain, Pointe-du-Lac, Saint-Louis-de-France, Saint-Maurice
<b>Ottawa-Gatineau CMA (Quebec part)</b>	
<b>City of Gatineau</b>	
East	Buckingham, Masson-Angers, Gatineau
West	Hull, Aylmer
<b>Outlying sector</b>	
Outlying sector	Pontiac, Chelsey, La Pêche, Cantley, Denholm, Val-des-Monts, L'Ange-Gardien

# TABLES INCLUDED IN THE QUÉBEC SENIORS' HOUSING REPORT

Standard Tables		Page
I.1	Vacancy Rate (%) of Standard Spaces by Unit Type	8
I.2	Vacancy Rate of Standard Spaces (%) by Rent Range (\$)	11
I.3	Vacancy Rates (%) and Average Rents (\$) of Heavy Care Spaces	14
I.4	Universe, Number of Residents Living in Universe and Capture Rate (%)	15
2.1	Universe of Total Spaces by Unit Type	18
2.2	Universe by Unit Type	20
2.3	Universe of Standard Spaces by Rent Range (\$)	21
2.4	Proportion (%) of Structures where Select Services are Available by Structure Size	22
2.5	Proportion (%) of Structures with Access to Selected Amenities by Structure Size	25
3.1	Average Rent (\$) of Standard Spaces by Unit Type	28
Optional Tables		
O1.1.1	Vacancy Rates (%) of Standard Apartment Spaces by Unit Type	31
O1.1.2	Vacancy Rates (%) of Standard Room Spaces by Unit Type	34
O1.2.1	Vacancy Rates (%) of Standard Apartment Spaces by Rent Range	37
O1.2.2	Vacancy Rates (%) of Standard Room Spaces by Rent Range	40
O1.4.1	Vacancy Rates (%) of Standard Apartment Spaces by Structure Size and Unit Type	43
O1.4.2	Vacancy Rates (%) of Standard Room Spaces by Structure Size and Unit Type	46
O2.3.1	Universe of Standard Apartment Spaces by Rent Range (\$)	49
O2.3.2	Universe of Standard Room Spaces by Rent Range (\$)	50
O2.4.1	Proportion (%) of Standard Apartment Spaces Where Meal Plan Mandatory by Unit Type	51
O2.5.1	Proportion (%) of Structures with Access to Selected Amenities by Structure Size	52
O2.6.1	Number of Residents, Number of Residents Living Alone and Number of Residents Needing Heavy Care By Structure Type	55
O3.1.1	Average Rents (\$) of Standard Apartment Spaces by Unit Type	56
O3.1.2	Average Rents (\$) of Standard Room Spaces by Unit Type	59
O3.2.1	Average Rents (\$) of Standard Apartment Spaces by Structure Size and Unit Type	62
O3.2.2	Average Rents (\$) of Standard Room Spaces by Structure Size and Unit Type	65
O3.3	Average Rent (\$) of Standard Spaces by Date Opened and Unit Type	68
O3.4	Average Rents (\$) of Standard Apartment Spaces by Meal Services and Unit Type	71
O4.1	Average Age of Residents by Structure Type	73

## I.1 Vacancy Rates (%) of Standard Spaces by Unit Type

### Quebec

Centre	Private Rooms		Semi-Private Rooms		Bachelor		One-Bedroom		Two-Bedroom		Total	
	2012	2013	2012	2013	2012	2013	2012	2013	2012	2013	2012	2013
Gatineau CMA	11.0 <sup>a</sup>	8.0 <sup>a</sup>	**	**	23.8 <sup>a</sup>	**	19.6 <sup>a</sup>	16.8 <sup>a</sup>	14.4 <sup>a</sup>	9.4 <sup>b</sup>	17.6 <sup>a</sup>	12.2 <sup>a</sup>
Gatineau East	8.1 <sup>a</sup>	5.5 <sup>b</sup>	**	**	8.9 <sup>a</sup>	**	23.1 <sup>a</sup>	20.5 <sup>a</sup>	18.6 <sup>a</sup>	12.3 <sup>c</sup>	17.2 <sup>a</sup>	12.5 <sup>a</sup>
Gatineau West	12.2 <sup>a</sup>	11.7 <sup>c</sup>	**	**	46.9 <sup>a</sup>	**	15.3 <sup>a</sup>	12.4 <sup>c</sup>	3.0 <sup>b</sup>	**	18.3 <sup>a</sup>	12.5 <sup>a</sup>
Surrounding Area	**	**	**	**	**	**	**	**	**	**	**	**
Montréal CMA	11.2 <sup>a</sup>	11.3 <sup>a</sup>	11.4 <sup>a</sup>	20.6 <sup>a</sup>	11.7 <sup>a</sup>	13.1 <sup>a</sup>	5.9 <sup>a</sup>	6.3 <sup>a</sup>	4.5 <sup>a</sup>	4.5 <sup>a</sup>	7.9 <sup>a</sup>	8.4 <sup>a</sup>
Island of Montréal	13.2 <sup>a</sup>	15.0 <sup>a</sup>	8.5 <sup>b</sup>	43.8 <sup>a</sup>	13.1 <sup>a</sup>	14.6 <sup>a</sup>	7.2 <sup>a</sup>	8.5 <sup>a</sup>	5.6 <sup>a</sup>	5.7 <sup>a</sup>	9.3 <sup>a</sup>	10.6 <sup>a</sup>
Island Centre	10.8 <sup>a</sup>	15.3 <sup>a</sup>	4.3 <sup>c</sup>	**	14.0 <sup>a</sup>	16.5 <sup>a</sup>	10.6 <sup>a</sup>	11.8 <sup>a</sup>	9.8 <sup>a</sup>	10.7 <sup>a</sup>	11.1 <sup>a</sup>	13.9 <sup>a</sup>
Island West	11.7 <sup>a</sup>	14.4 <sup>a</sup>	**	**	17.4 <sup>a</sup>	18.0 <sup>a</sup>	9.5 <sup>a</sup>	9.8 <sup>a</sup>	7.5 <sup>a</sup>	7.7 <sup>a</sup>	10.9 <sup>a</sup>	11.4 <sup>a</sup>
Island North	13.3 <sup>a</sup>	14.9 <sup>c</sup>	**	**	15.7 <sup>a</sup>	17.0 <sup>a</sup>	5.5 <sup>a</sup>	8.9 <sup>a</sup>	2.5 <sup>a</sup>	3.3 <sup>b</sup>	7.9 <sup>a</sup>	10.5 <sup>a</sup>
Island East	18.2 <sup>a</sup>	15.1 <sup>a</sup>	**	**	5.6 <sup>a</sup>	6.3 <sup>a</sup>	2.5 <sup>a</sup>	2.4 <sup>a</sup>	2.8 <sup>a</sup>	1.1 <sup>a</sup>	7.1 <sup>a</sup>	6.1 <sup>a</sup>
Vaudreuil-Soulanges	22.8 <sup>a</sup>	13.8 <sup>a</sup>	**	**	**	**	**	**	**	**	11.1 <sup>a</sup>	8.5 <sup>a</sup>
Laval-North Shore	9.1 <sup>a</sup>	7.4 <sup>a</sup>	**	14.9 <sup>a</sup>	9.5 <sup>a</sup>	12.9 <sup>a</sup>	4.7 <sup>a</sup>	3.7 <sup>a</sup>	2.6 <sup>a</sup>	3.3 <sup>a</sup>	5.9 <sup>a</sup>	5.8 <sup>a</sup>
Laval	9.2 <sup>a</sup>	7.0 <sup>b</sup>	**	**	10.7 <sup>a</sup>	15.2 <sup>a</sup>	5.1 <sup>a</sup>	4.9 <sup>a</sup>	2.5 <sup>a</sup>	2.9 <sup>a</sup>	5.7 <sup>a</sup>	6.9 <sup>a</sup>
North Shore	8.8 <sup>a</sup>	7.9 <sup>a</sup>	**	**	6.8 <sup>a</sup>	5.9 <sup>a</sup>	3.6 <sup>a</sup>	1.0 <sup>a</sup>	2.9 <sup>a</sup>	3.3 <sup>a</sup>	6.0 <sup>a</sup>	4.0 <sup>a</sup>
Saint-Jérôme	9.7 <sup>a</sup>	6.0 <sup>a</sup>	**	**	**	**	**	8.3 <sup>a</sup>	**	**	6.8 <sup>a</sup>	7.3 <sup>a</sup>
South Shore	9.5 <sup>a</sup>	9.7 <sup>a</sup>	**	**	10.1 <sup>a</sup>	8.4 <sup>a</sup>	3.2 <sup>a</sup>	3.8 <sup>a</sup>	5.8 <sup>a</sup>	4.8 <sup>a</sup>	6.8 <sup>a</sup>	6.5 <sup>a</sup>
South Shore Centre	13.4 <sup>a</sup>	14.8 <sup>a</sup>	**	**	12.8 <sup>a</sup>	14.1 <sup>a</sup>	2.6 <sup>a</sup>	3.9 <sup>a</sup>	7.6 <sup>a</sup>	6.7 <sup>a</sup>	7.6 <sup>a</sup>	8.6 <sup>a</sup>
South Shore East	9.5 <sup>a</sup>	6.3 <sup>a</sup>	**	**	9.3 <sup>a</sup>	6.6 <sup>a</sup>	4.7 <sup>a</sup>	4.4 <sup>a</sup>	5.1 <sup>a</sup>	3.2 <sup>a</sup>	7.2 <sup>a</sup>	5.3 <sup>a</sup>
South Shore West	4.0 <sup>a</sup>	3.3 <sup>a</sup>	**	**	2.1 <sup>a</sup>	**	0.8 <sup>a</sup>	0.4 <sup>a</sup>	**	**	2.2 <sup>a</sup>	1.7 <sup>a</sup>
Québec CMA	6.6 <sup>a</sup>	8.4 <sup>a</sup>	**	**	5.7 <sup>a</sup>	7.3 <sup>a</sup>	4.0 <sup>a</sup>	5.7 <sup>a</sup>	5.5 <sup>a</sup>	3.1 <sup>a</sup>	5.2 <sup>a</sup>	6.3 <sup>a</sup>
Centre North	6.2 <sup>a</sup>	8.7 <sup>a</sup>	**	**	6.8 <sup>a</sup>	7.9 <sup>a</sup>	4.4 <sup>a</sup>	5.5 <sup>a</sup>	5.5 <sup>a</sup>	3.6 <sup>a</sup>	5.3 <sup>a</sup>	6.3 <sup>a</sup>
Québec Basse-Ville	3.6 <sup>a</sup>	5.2 <sup>a</sup>	**	**	0.0 <sup>a</sup>	**	4.2 <sup>a</sup>	6.9 <sup>a</sup>	3.6 <sup>a</sup>	4.1 <sup>a</sup>	3.7 <sup>a</sup>	5.9 <sup>a</sup>
Québec Haute-Ville	11.1 <sup>a</sup>	13.9 <sup>a</sup>	**	**	6.0 <sup>a</sup>	9.2 <sup>a</sup>	4.1 <sup>a</sup>	9.0 <sup>a</sup>	3.3 <sup>a</sup>	5.9 <sup>a</sup>	6.1 <sup>a</sup>	9.8 <sup>a</sup>
Québec des Rivières	5.9 <sup>a</sup>	10.6 <sup>a</sup>	**	**	10.8 <sup>a</sup>	**	4.5 <sup>a</sup>	2.9 <sup>a</sup>	8.1 <sup>a</sup>	1.0 <sup>a</sup>	6.6 <sup>a</sup>	4.8 <sup>a</sup>
Ste-Foy, Sillery, Cap-Rouge, St-Aug.	5.8 <sup>a</sup>	7.7 <sup>a</sup>	**	**	4.5 <sup>a</sup>	8.7 <sup>a</sup>	4.5 <sup>a</sup>	4.3 <sup>a</sup>	4.9 <sup>a</sup>	4.6 <sup>a</sup>	4.7 <sup>a</sup>	5.4 <sup>a</sup>
Northern Suburbs	7.6 <sup>a</sup>	10.2 <sup>a</sup>	**	**	4.0 <sup>a</sup>	7.7 <sup>a</sup>	3.8 <sup>a</sup>	5.9 <sup>a</sup>	2.1 <sup>a</sup>	2.1 <sup>a</sup>	4.8 <sup>a</sup>	6.8 <sup>a</sup>
West	15.4 <sup>a</sup>	11.2 <sup>a</sup>	**	**	**	**	**	**	**	**	9.4 <sup>a</sup>	5.9 <sup>a</sup>
North	5.1 <sup>a</sup>	5.2 <sup>a</sup>	**	**	**	**	2.8 <sup>a</sup>	7.4 <sup>a</sup>	2.7 <sup>a</sup>	1.7 <sup>a</sup>	3.5 <sup>a</sup>	5.3 <sup>a</sup>
East	7.0 <sup>a</sup>	13.0 <sup>a</sup>	**	**	4.4 <sup>a</sup>	6.5 <sup>a</sup>	4.3 <sup>a</sup>	5.8 <sup>a</sup>	0.6 <sup>a</sup>	3.5 <sup>a</sup>	5.0 <sup>a</sup>	8.5 <sup>a</sup>
Québec South Shore	6.2 <sup>a</sup>	5.6 <sup>a</sup>	**	**	0.8 <sup>a</sup>	2.6 <sup>b</sup>	2.5 <sup>a</sup>	6.3 <sup>a</sup>	17.1 <sup>a</sup>	3.1 <sup>b</sup>	5.7 <sup>a</sup>	5.4 <sup>a</sup>
South Shore West	5.5 <sup>a</sup>	3.6 <sup>a</sup>	**	**	**	**	**	**	**	**	5.2 <sup>a</sup>	3.1 <sup>a</sup>
South Shore East	6.6 <sup>a</sup>	6.6 <sup>a</sup>	**	**	0.8 <sup>a</sup>	2.6 <sup>b</sup>	2.5 <sup>a</sup>	6.7 <sup>a</sup>	17.4 <sup>a</sup>	3.2 <sup>b</sup>	5.9 <sup>a</sup>	5.9 <sup>a</sup>
Saguenay CMA	9.1 <sup>a</sup>	11.9 <sup>a</sup>	**	**	19.6 <sup>a</sup>	15.8 <sup>a</sup>	21.4 <sup>a</sup>	12.0 <sup>a</sup>	10.6 <sup>a</sup>	12.7 <sup>a</sup>	15.6 <sup>a</sup>	12.7 <sup>a</sup>
Chicoutimi	7.9 <sup>a</sup>	8.1 <sup>a</sup>	**	**	**	**	24.1 <sup>a</sup>	**	**	**	16.0 <sup>a</sup>	10.0 <sup>a</sup>
Jonquière	12.0 <sup>a</sup>	19.0 <sup>a</sup>	**	**	25.3 <sup>a</sup>	15.1 <sup>a</sup>	18.7 <sup>a</sup>	16.4 <sup>a</sup>	10.9 <sup>a</sup>	12.4 <sup>a</sup>	17.2 <sup>a</sup>	16.6 <sup>a</sup>
La Baie	4.1 <sup>a</sup>	2.5 <sup>a</sup>	**	**	**	**	**	**	**	**	2.9 <sup>a</sup>	2.5 <sup>a</sup>
Sherbrooke CMA	11.7 <sup>a</sup>	9.3 <sup>a</sup>	**	**	14.2 <sup>a</sup>	11.2 <sup>a</sup>	7.5 <sup>a</sup>	5.5 <sup>a</sup>	4.4 <sup>a</sup>	13.8 <sup>a</sup>	9.8 <sup>a</sup>	9.0 <sup>a</sup>
Former City of Sherbrooke	11.9 <sup>a</sup>	13.1 <sup>a</sup>	**	**	11.8 <sup>a</sup>	15.0 <sup>a</sup>	6.2 <sup>a</sup>	6.1 <sup>a</sup>	4.6 <sup>a</sup>	16.2 <sup>a</sup>	8.7 <sup>a</sup>	11.4 <sup>a</sup>
East	25.5 <sup>a</sup>	26.1 <sup>a</sup>	**	**	**	**	**	**	**	**	11.6 <sup>a</sup>	20.4 <sup>a</sup>
North	2.5 <sup>a</sup>	**	**	**	15.0 <sup>a</sup>	12.2 <sup>a</sup>	8.3 <sup>a</sup>	6.6 <sup>a</sup>	4.7 <sup>a</sup>	4.6 <sup>a</sup>	7.6 <sup>a</sup>	7.0 <sup>a</sup>
West	4.1 <sup>a</sup>	4.7 <sup>a</sup>	**	**	**	**	**	**	**	**	3.5 <sup>a</sup>	3.6 <sup>a</sup>
Centre	**	22.4 <sup>a</sup>	**	**	**	1.5 <sup>a</sup>	**	**	**	**	**	12.5 <sup>a</sup>
Magog	8.2 <sup>a</sup>	5.3 <sup>a</sup>	**	**	**	0.0 <sup>a</sup>	**	**	**	**	5.3 <sup>a</sup>	3.2 <sup>a</sup>
Surrounding Area	14.9 <sup>a</sup>	5.0 <sup>a</sup>	**	**	**	**	26.2 <sup>a</sup>	8.2 <sup>a</sup>	**	**	19.8 <sup>a</sup>	4.8 <sup>a</sup>

continued

The following letter codes are used to indicate the reliability of the estimates:

a – Excellent, b – Very good, c – Good, d – Fair (Use with Caution)

\*\* Suppressed to protect confidentiality    ++ Not statistically reliable    -- No units exist in universe for this category

## I.1 Vacancy Rates (%) of Standard Spaces by Unit Type

### Quebec

Centre	Private Rooms		Semi-Private Rooms		Bachelor		One-Bedroom		Two-Bedroom		Total	
	2012	2013	2012	2013	2012	2013	2012	2013	2012	2013	2012	2013
Trois-Rivières CMA	9.5 a	7.7 a	**	**	12.6 a	16.6 a	13.9 a	16.0 a	20.0 a	19.2 a	12.8 a	14.0 a
Trois-Rivières Centre	7.3 a	5.2 a	**	**	11.8 a	16.5 a	13.4 a	17.0 a	21.1 a	20.2 a	12.2 a	14.5 a
Trois-Rivières	11.8 a	8.3 a	**	**	20.8 a	35.3 a	19.6 a	25.3 a	26.5 a	21.8 a	19.6 a	23.5 a
Trois-Rivières-Ouest	6.6 a	4.4 b	**	**	**	**	**	15.6 a	**	**	9.9 a	10.4 a
Cap-de-la-Madeleine	2.5 a	3.1 d	**	**	4.6 a	**	2.5 a	1.9 c	3.0 a	**	3.1 a	2.9 b
Surrounding Area	14.5 a	13.4 a	**	**	**	**	17.1 a	**	**	**	15.3 a	11.3 a
Abitibi-Témiscamingue	5.4 a	5.6 a	**	**	**	**	0.0 a	**	**	**	4.3 a	6.9 a
Amos CA	**	**	**	**	**	**	**	**	**	**	**	**
Rouyn-Noranda CA	**	4.9 a	**	**	**	**	**	**	**	**	5.5 a	4.4 a
Val-d'Or CA	4.0 a	12.1 a	**	**	**	**	**	**	**	**	4.0 a	12.1 a
Abitibi-Témiscamingue Rural	5.7 a	2.9 a	**	**	**	**	**	**	**	**	5.3 a	2.8 a
Bas-Saint-Laurent	4.6 a	7.9 a	**	**	2.1 a	22.0 a	5.3 a	3.6 a	0.0 a	1.7 a	4.4 a	7.1 a
Matane CA	**	**	**	**	**	**	**	**	**	**	**	**
Rimouski CA	2.8 a	7.2 a	**	**	**	**	**	**	**	**	2.0 a	5.8 a
Rivière-du-Loup CA	2.9 a	5.6 a	**	**	1.6 a	**	1.4 a	**	**	**	2.2 a	5.3 a
Bas-Saint-Laurent Rural	5.9 a	9.2 a	**	**	3.9 a	15.0 a	13.9 a	6.5 a	**	0.0 a	6.9 a	8.7 a
Capitale-Nationale Rural	8.7 a	20.6 a	**	**	0.0 a	6.7 c	2.2 a	5.2 b	23.4 a	17.0 a	9.0 a	13.4 a
Centre-du-Québec	11.4 a	11.4 a	**	**	7.6 a	9.1 a	3.3 a	6.9 a	9.4 a	10.9 a	8.4 a	9.9 a
Drummondville CA	8.1 a	6.7 a	**	**	9.4 a	**	2.2 a	3.5 a	15.2 a	16.0 a	7.5 a	7.2 a
Victoriaville CA	18.7 a	20.3 a	**	**	0.6 a	6.3 a	4.7 a	16.7 a	1.9 a	4.2 a	10.7 a	15.7 a
Centre-du-Québec Rural	5.2 a	7.5 a	**	**	13.4 a	11.4 a	4.4 a	2.9 a	0.0 a	0.0 a	6.2 a	7.0 a
Chaudière-Appalaches	8.1 a	9.2 a	**	**	3.0 a	2.9 a	2.5 a	3.1 a	3.3 a	3.7 a	5.8 a	6.5 a
Saint-Georges CA	**	**	**	**	2.8 a	2.5 a	2.6 a	1.9 a	**	5.5 a	3.0 a	3.0 a
Thetford Mines CA	0.7 a	3.5 a	**	**	**	**	2.0 a	7.1 a	**	**	0.9 a	3.9 a
Montmagny	13.0 a	21.4 a	**	**	**	**	**	**	**	**	6.5 a	11.9 a
Sainte-Marie	**	**	**	**	**	**	**	**	**	**	**	3.7 a
Chaudière-Appalaches Rural	9.7 a	9.9 a	**	**	8.5 a	5.6 b	7.6 a	1.4 a	6.7 b	4.2 d	9.4 a	9.0 a
Côte-Nord	**	**	**	**	**	**	1.4 a	0.4 a	1.4 a	1.5 a	1.2 a	0.7 a
Baie-Comeau CA	**	**	**	**	**	**	**	**	**	**	**	**
Sept-Îles CA	**	**	**	**	**	**	**	**	**	**	**	**
Côte-Nord Rural	**	**	**	**	**	**	**	**	**	**	**	**
Estrie Rural	11.8 a	10.5 a	**	**	15.4 d	26.5 a	11.2 a	11.1 a	7.7 b	4.3 a	11.5 a	11.8 a
Gaspésie-Îles-de-la-Madeleine	7.4 a	5.6 b	**	**	**	**	6.7 a	**	**	**	7.2 a	5.1 b
Gaspé	**	**	**	**	**	**	**	**	**	**	**	**
Îles de la Madeleine	2.5 a	2.9 a	**	**	**	**	**	**	**	**	2.5 a	2.9 a
Gaspésie-Îles-de-la-Madeleine Rural	4.8 a	6.5 c	**	**	**	**	**	**	**	**	5.6 a	5.8 c
Lanaudière	15.6 a	11.3 a	**	**	3.3 a	7.9 c	8.1 a	4.5 b	5.1 a	1.5 c	10.2 a	7.5 a
Joliette CA	12.2 a	6.2 c	**	**	1.9 a	**	8.3 a	3.1 c	3.8 a	0.6 b	7.3 a	4.4 b
Rawdon	27.7 a	**	**	**	**	**	**	**	**	**	24.1 a	**
Saint-Lin-des-Laurentides	**	**	**	**	**	**	**	**	**	**	**	**
Lanaudière Rural	13.0 a	14.8 a	**	**	**	**	6.7 b	5.2 d	8.7 b	**	11.2 a	12.0 a
Laurentides	5.3 a	9.2 a	**	**	**	**	8.9 a	6.6 b	4.9 a	8.6 a	5.9 a	9.0 a
Lachute CA	**	**	**	**	**	**	**	**	**	**	**	**
Mont-Laurier	8.0 a	4.3 a	**	**	**	**	4.9 a	**	**	**	6.0 a	6.5 a
Prévost	**	**	**	**	**	**	**	**	**	**	**	**
Sainte-Adèle	**	**	**	**	**	**	**	**	**	**	**	**
Sainte-Sophie	**	**	**	**	**	**	**	**	**	**	**	**
Sainte-Agathe-des-Monts	**	**	**	**	**	**	**	**	**	**	**	**
Laurentides Rural	6.6 a	14.2 a	**	**	**	**	**	**	**	**	7.8 a	12.7 a

continued

The following letter codes are used to indicate the reliability of the estimates:

a – Excellent, b – Very good, c – Good, d – Fair (Use with Caution)

\*\* Suppressed to protect confidentiality

++ Not statistically reliable

-- No units exist in universe for this category

## I.1 Vacancy Rates (%) of Standard Spaces by Unit Type

### Quebec

Centre	Private Rooms		Semi-Private Rooms		Bachelor		One-Bedroom		Two-Bedroom		Total	
	2012	2013	2012	2013	2012	2013	2012	2013	2012	2013	2012	2013
Mauricie	3.6 <sup>a</sup>	4.2 <sup>a</sup>	**	**	8.9 <sup>b</sup>	**	10.0 <sup>a</sup>	4.6 <sup>b</sup>	2.0 <sup>a</sup>	10.7 <sup>c</sup>	5.2 <sup>a</sup>	4.6 <sup>a</sup>
La Tuque	**	**	**	**	**	**	**	**	**	**	**	**
Shawinigan CA	2.7 <sup>a</sup>	2.3 <sup>a</sup>	**	**	**	**	6.1 <sup>b</sup>	3.1 <sup>b</sup>	**	**	3.9 <sup>a</sup>	2.8 <sup>a</sup>
Mauricie Rural	6.0 <sup>a</sup>	8.6 <sup>a</sup>	**	**	**	**	34.5 <sup>a</sup>	18.2 <sup>d</sup>	**	**	9.6 <sup>a</sup>	10.0 <sup>a</sup>
Montréal	13.4 <sup>a</sup>	14.7 <sup>a</sup>	**	**	12.1 <sup>a</sup>	10.4 <sup>a</sup>	7.3 <sup>a</sup>	6.9 <sup>a</sup>	9.8 <sup>a</sup>	7.1 <sup>a</sup>	11.6 <sup>a</sup>	12.2 <sup>a</sup>
Cowansville CA	**	**	**	**	**	**	**	**	**	**	**	**
Granby CA	9.7 <sup>b</sup>	9.9 <sup>b</sup>	**	**	**	**	1.3 <sup>a</sup>	3.2 <sup>c</sup>	**	**	6.2 <sup>a</sup>	7.6 <sup>a</sup>
Saint-Hyacinthe CA	15.4 <sup>a</sup>	16.3 <sup>a</sup>	**	**	**	**	16.8 <sup>a</sup>	**	**	**	17.3 <sup>a</sup>	15.6 <sup>a</sup>
Saint-Jean-sur-Richelieu CA	6.8 <sup>a</sup>	18.8 <sup>a</sup>	**	**	**	**	1.4 <sup>a</sup>	3.1 <sup>c</sup>	1.0 <sup>a</sup>	2.7 <sup>c</sup>	3.8 <sup>a</sup>	13.1 <sup>a</sup>
Salaberry-de-Valleyfield CA	11.3 <sup>a</sup>	10.8 <sup>c</sup>	**	**	**	**	**	**	**	**	13.9 <sup>a</sup>	9.5 <sup>b</sup>
Sorel-Tracy CA	17.0 <sup>a</sup>	10.6 <sup>a</sup>	**	**	**	**	**	**	**	**	12.7 <sup>a</sup>	8.9 <sup>a</sup>
Marieville	**	**	**	**	**	**	**	**	**	**	**	**
Montréal Rural	16.7 <sup>a</sup>	18.4 <sup>a</sup>	**	**	14.2 <sup>a</sup>	10.5 <sup>a</sup>	8.6 <sup>a</sup>	8.1 <sup>a</sup>	3.1 <sup>b</sup>	**	14.5 <sup>a</sup>	15.4 <sup>a</sup>
Nord-du-Québec Rural	**	**	**	**	**	**	**	**	**	**	**	**
Outaouais Rural	9.4 <sup>a</sup>	9.9 <sup>a</sup>	**	**	**	**	**	**	**	**	8.2 <sup>a</sup>	6.9 <sup>a</sup>
Saguenay-Lac-Saint-Jean	6.5 <sup>a</sup>	4.9 <sup>a</sup>	**	**	2.1 <sup>a</sup>	8.6 <sup>a</sup>	10.9 <sup>a</sup>	7.8 <sup>a</sup>	16.7 <sup>a</sup>	6.9 <sup>a</sup>	7.5 <sup>a</sup>	6.1 <sup>a</sup>
Alma CA	9.2 <sup>a</sup>	2.3 <sup>a</sup>	**	**	**	**	**	**	**	**	9.4 <sup>a</sup>	4.5 <sup>a</sup>
Dolbeau-Mistassini CA	4.6 <sup>a</sup>	5.4 <sup>a</sup>	**	**	2.3 <sup>a</sup>	**	1.0 <sup>a</sup>	0.0 <sup>a</sup>	**	**	3.7 <sup>a</sup>	5.4 <sup>a</sup>
Roberval	**	**	**	**	**	**	**	**	**	**	**	**
Saint-Félicien	**	**	**	**	**	**	**	**	**	**	**	**
Saguenay-Lac-Saint-Jean Rural	9.3 <sup>b</sup>	11.0 <sup>a</sup>	**	**	**	**	**	**	**	**	9.2 <sup>b</sup>	10.6 <sup>a</sup>
<b>Province of Quebec</b>	<b>9.6<sup>a</sup></b>	<b>10.1<sup>a</sup></b>	<b>11.2<sup>a</sup></b>	<b>19.3<sup>a</sup></b>	<b>10.9<sup>a</sup></b>	<b>12.1<sup>a</sup></b>	<b>7.0<sup>a</sup></b>	<b>6.9<sup>a</sup></b>	<b>6.1<sup>a</sup></b>	<b>6.1<sup>a</sup></b>	<b>8.4<sup>a</sup></b>	<b>8.7<sup>a</sup></b>

The following units are excluded from the table above: non-market/subsidy units; respite units; and, units where an extra charge is paid for Heavy-care (1½ hours or more of care).

The following letter codes are used to indicate the reliability of the estimates:

a – Excellent, b – Very good, c – Good, d – Fair (Use with Caution)

\*\* Suppressed to protect confidentiality    ++ Not statistically reliable    -- No units exist in universe for this category

## 1.2 Vacancy Rates (%) of Standard Spaces by Rent Range (\$)

## Quebec

Centre	Less than \$901		\$901 - \$1,200		\$1,201 - \$1,600		\$1,601 or more		Total Spaces Where Rents Are Known	
	2012	2013	2012	2013	2012	2013	2012	2013	2012	2013
Gatineau CMA	**	**	11.1 a	11.4 d	17.2 a	10.8 c	19.4 a	12.8 a	17.6 a	12.2 a
Gatineau East	**	**	10.9 a	11.7 d	19.4 a	8.1 b	18.8 a	14.4 a	17.2 a	12.5 a
Gatineau West	**	**	**	**	15.7 a	**	19.9 a	11.5 a	18.3 a	12.6 a
Surrounding Area	**	**	**	**	**	**	**	**	**	**
Montréal CMA	11.1 a	14.1 a	8.2 a	8.8 a	7.1 a	7.7 a	8.0 a	8.0 a	8.0 a	8.4 a
Island of Montréal	11.8 a	11.8 a	8.8 a	9.5 a	8.3 a	10.8 a	10.3 a	10.7 a	9.6 a	10.6 a
Island Centre	12.4 a	7.2 b	8.0 a	14.7 a	9.7 a	13.7 a	14.8 a	14.8 a	11.8 a	13.9 a
Island West	2.1 b	**	20.0 a	10.0 a	8.6 a	10.5 a	11.0 a	12.3 a	11.5 a	11.4 a
Island North	13.7 a	13.7 a	5.4 a	8.7 a	8.4 a	9.6 a	2.2 b	12.7 c	7.9 a	10.6 a
Island East	11.0 c	6.8 a	11.3 c	1.4 a	7.3 a	10.1 a	4.4 a	2.1 a	7.1 a	6.1 a
Vaudreuil-Soulanges	**	**	**	**	6.0 a	9.9 a	20.6 a	7.9 a	11.1 a	8.5 a
Laval-North Shore	9.5 a	26.3 a	8.4 a	7.3 a	6.3 a	4.2 a	3.5 a	5.1 a	5.9 a	5.8 a
Laval	9.6 a	34.8 a	7.5 a	8.0 a	7.3 a	5.6 a	3.3 a	4.6 a	5.8 a	7.0 a
North Shore	10.1 a	12.3 a	9.9 a	5.0 a	5.2 a	2.4 a	4.1 a	5.7 a	5.9 a	4.0 a
Saint-Jérôme	**	**	7.0 a	15.2 a	7.5 a	7.0 a	**	6.4 a	6.8 a	7.3 a
South Shore	8.7 a	**	5.3 a	9.6 a	6.6 a	7.0 a	7.6 a	5.3 a	6.8 a	6.5 a
South Shore Centre	10.5 a	**	5.7 a	17.2 a	6.6 a	8.0 a	9.7 a	7.6 a	7.6 a	8.6 a
South Shore East	**	**	7.9 a	5.0 a	7.9 a	7.0 a	5.4 a	3.1 a	7.2 a	5.3 a
South Shore West	**	**	2.3 a	1.0 a	2.4 a	2.7 a	**	0.6 a	2.2 a	1.7 a
Québec CMA	2.1 a	4.5 a	6.5 a	7.5 a	4.1 a	5.7 a	6.3 a	6.6 a	5.2 a	6.2 a
Centre North	2.1 a	4.5 a	6.9 a	6.8 a	4.3 a	4.5 a	6.1 a	7.8 a	5.3 a	6.3 a
Québec Basse-Ville	**	1.8 a	4.1 a	5.1 a	3.4 a	5.5 a	3.9 a	8.7 a	3.7 a	5.9 a
Québec Haute-Ville	**	**	**	5.0 a	3.7 a	7.1 a	9.3 a	13.8 a	6.1 a	9.8 a
Québec des Rivières	**	**	12.1 a	11.6 c	5.0 a	3.0 a	5.6 a	3.9 b	6.6 a	4.8 a
Ste-Foy, Sillery, Cap-Rouge, St-Aug.	**	**	11.9 a	3.3 a	5.0 a	3.1 a	5.0 a	7.1 a	4.7 a	5.4 a
Northern Suburbs	2.5 a	**	6.2 a	14.7 a	4.3 a	6.1 a	5.1 a	6.1 a	4.8 a	6.6 a
West	**	**	**	**	11.3 a	2.8 a	**	0.0 a	9.4 a	5.9 a
North	**	**	3.9 a	**	1.7 a	4.0 a	5.1 a	5.8 a	3.5 a	4.8 a
East	**	**	6.1 a	12.5 a	4.6 a	10.2 a	5.4 a	6.7 a	5.0 a	8.5 a
Québec South Shore	**	**	5.4 a	5.0 a	3.5 a	7.7 a	10.4 a	1.8 a	5.6 a	5.4 a
South Shore West	**	**	8.7 a	5.3 a	3.4 a	2.2 a	2.6 a	0.0 a	4.7 a	3.1 a
South Shore East	**	**	2.9 a	4.7 b	3.5 a	9.1 a	12.9 a	1.9 a	5.9 a	5.9 a
Saguenay CMA	27.6 a	22.8 a	11.9 a	6.8 a	18.2 a	12.1 a	8.1 a	11.3 a	15.6 a	12.7 a
Chicoutimi	**	**	11.4 a	**	19.9 a	12.7 a	9.2 a	4.8 a	16.0 a	10.0 a
Jonquière	**	20.2 a	14.4 a	10.3 a	19.3 a	14.0 a	7.4 a	20.1 a	17.2 a	16.6 a
La Baie	**	**	3.8 a	**	2.2 a	**	**	**	2.9 a	2.5 a
Sherbrooke CMA	**	**	7.4 a	11.3 a	11.3 a	6.8 a	11.6 a	7.5 a	9.8 a	8.9 a
Former City of Sherbrooke	**	**	4.4 a	18.8 a	9.5 a	8.2 a	12.6 a	9.3 a	8.7 a	11.4 a
East	**	**	4.5 a	30.3 a	15.4 a	**	**	**	11.6 a	20.4 a
North	**	**	4.8 a	**	6.6 a	7.2 a	12.7 a	6.6 a	7.6 a	7.0 a
West	**	**	**	3.7 a	**	3.5 a	**	**	3.5 a	3.6 a
Centre	**	**	**	**	**	**	**	**	**	11.9 a
Magog	**	**	**	4.5 a	6.1 a	0.0 a	**	4.1 a	5.3 a	3.2 a
Surrounding Area	**	**	17.3 a	5.2 a	24.5 a	5.2 a	**	0.0 a	19.8 a	4.8 a

continued

The following letter codes are used to indicate the reliability of the estimates:

a – Excellent, b – Very good, c – Good, d – Fair (Use with Caution)

\*\* Suppressed to protect confidentiality

++ Not statistically reliable

-- No units exist in universe for this category

## 1.2 Vacancy Rates (%) of Standard Spaces by Rent Range (\$)

## Quebec

Centre	Less than \$901		\$901 - \$1,200		\$1,201 - \$1,600		\$1,601 or more		Total Spaces Where Rents Are Known	
	2012	2013	2012	2013	2012	2013	2012	2013	2012	2013
Trois-Rivières CMA	21.4 a	5.4 d	12.1 a	16.2 a	13.2 a	13.3 a	10.7 a	13.4 a	12.7 a	14.0 a
Trois-Rivières Centre	22.2 a	**	8.2 a	16.1 a	14.5 a	14.1 a	10.9 a	13.9 a	12.1 a	14.5 a
Trois-Rivières	26.7 a	**	21.0 a	30.0 a	21.3 a	25.7 a	14.9 a	16.9 a	19.3 a	23.5 a
Trois-Rivières-Ouest	**	**	8.4 a	5.4 b	12.8 a	12.2 a	8.8 a	13.0 a	10.0 a	10.4 a
Cap-de-la-Madeleine	**	**	2.2 a	3.6 d	3.9 a	2.3 b	2.7 a	4.2 d	3.1 a	2.9 b
Surrounding Area	21.1 a	**	24.3 a	16.4 a	5.9 a	7.4 a	0.0 a	**	15.3 a	11.3 a
Abitibi-Témiscamingue	**	**	7.1 a	8.8 a	2.5 a	2.0 a	2.6 a	11.5 a	4.3 a	7.3 a
Amos CA	**	**	**	**	**	**	**	**	**	**
Rouyn-Noranda CA	**	**	**	**	**	**	**	**	5.5 a	**
Val-d'Or CA	**	**	**	**	**	**	**	**	4.0 a	12.1 a
Abitibi-Témiscamingue Rural	**	**	9.5 a	1.1 a	**	1.6 c	**	**	5.3 a	3.1 b
Bas-Saint-Laurent	4.4 b	22.1 a	4.5 a	6.1 a	5.2 a	7.3 a	2.4 b	5.2 a	4.6 a	7.1 a
Matane CA	**	**	**	**	**	**	**	**	**	**
Rimouski CA	**	**	2.1 a	3.9 a	2.3 a	5.1 a	2.9 a	11.5 a	2.0 a	5.8 a
Rivière-du-Loup CA	**	**	1.5 a	6.3 a	2.9 a	5.6 a	0.0 a	1.5 a	2.2 a	5.3 a
Bas-Saint-Laurent Rural	11.5 c	23.8 a	7.5 a	8.4 a	7.8 a	9.1 a	3.8 c	3.7 a	7.4 a	8.7 a
Capitale-Nationale Rural	19.5 d	**	7.8 b	36.4 a	1.9 b	8.3 b	11.0 a	10.6 a	9.5 a	13.4 a
Centre-du-Québec	13.8 a	4.7 d	10.4 a	10.8 a	3.5 a	9.3 a	11.8 a	9.6 b	8.2 a	9.8 a
Drummondville CA	23.6 a	**	7.9 a	7.2 a	1.9 a	7.5 a	19.9 a	5.1 a	7.5 a	7.2 a
Victoriaville CA	**	**	17.9 a	22.8 a	5.2 a	13.6 c	0.0 a	17.6 d	11.1 a	16.4 a
Centre-du-Québec Rural	**	**	3.8 b	7.9 a	6.5 b	8.8 a	**	1.6 a	4.4 a	7.0 a
Chaudière-Appalaches	15.8 a	2.1 b	8.0 a	10.9 a	2.9 a	4.5 a	4.1 a	4.2 a	5.9 a	6.5 a
Saint-Georges CA	**	**	1.4 a	4.5 a	2.8 a	2.1 a	5.4 a	4.9 a	3.0 a	3.0 a
Thetford Mines CA	**	**	0.0 a	9.3 a	0.0 a	1.4 a	0.0 a	0.0 a	0.9 a	3.9 a
Montmagny	**	**	**	**	9.1 a	8.8 a	**	**	6.5 a	11.9 a
Sainte-Marie	**	**	**	**	**	1.1 a	**	**	**	3.7 a
Chaudière-Appalaches Rural	14.5 a	3.1 c	11.5 a	11.5 a	4.0 a	7.9 a	13.1 c	2.5 b	9.7 a	9.0 a
Côte-Nord	**	**	0.7 a	**	**	**	1.3 a	**	1.2 a	0.7 a
Baie-Comeau CA	**	**	**	**	**	**	**	**	**	**
Sept-Îles CA	**	**	**	**	**	**	**	**	**	**
Côte-Nord Rural	**	**	**	**	**	**	**	**	**	**
Estrie Rural	24.8 a	12.9 a	11.1 a	13.0 a	8.8 a	8.0 a	11.9 a	15.3 a	11.6 a	11.8 a
Gaspésie-Îles-de-la-Madeleine	**	**	11.5 a	7.5 c	6.4 a	1.6 a	0.0 a	**	7.4 a	5.1 b
Gaspé	**	**	**	**	**	**	**	**	**	**
Îles de la Madeleine	**	**	**	3.1 a	**	**	**	**	**	2.9 a
Gaspésie-Îles-de-la-Madeleine Rural	**	**	5.3 b	8.9 c	8.5 a	**	**	**	5.7 a	5.8 c
Lanaudière	4.1 c	2.2 b	13.5 a	11.9 a	9.4 a	5.0 a	5.1 a	7.4 c	10.2 a	7.5 a
Joliette CA	**	**	7.9 a	9.7 b	7.5 a	1.0 a	**	**	7.3 a	4.4 b
Rawdon	**	**	**	**	**	**	**	**	24.1 a	**
Saint-Lin-des-Laurentides	**	**	**	**	**	**	**	**	**	**
Lanaudière Rural	**	**	17.1 a	16.7 d	8.0 a	10.0 b	5.6 b	7.1 c	11.2 a	12.0 a
Laurentides	18.4 d	30.0 d	4.0 b	15.2 a	7.1 a	6.7 a	4.4 a	10.8 a	5.9 a	9.0 a
Lachute CA	**	**	**	**	**	**	**	**	**	**
Mont-Laurier	**	**	6.9 a	5.8 a	3.0 a	4.1 a	**	**	6.0 a	6.5 a
Prévost	**	**	**	**	**	**	**	**	**	**
Sainte-Adèle	**	**	**	**	**	**	**	**	**	**
Sainte-Sophie	**	**	**	**	**	**	**	**	**	**
Sainte-Agathe-des-Monts	**	**	**	**	**	**	**	**	**	**
Laurentides Rural	**	**	3.5 b	18.8 d	11.7 a	9.7 a	4.5 b	13.2 c	7.8 a	12.7 a

continued

The following letter codes are used to indicate the reliability of the estimates:

a – Excellent, b – Very good, c – Good, d – Fair (Use with Caution)

\*\* Suppressed to protect confidentiality

++ Not statistically reliable

-- No units exist in universe for this category

**1.2 Vacancy Rates (%) of Standard Spaces by Rent Range (\$)****Quebec**

Centre	Less than \$901		\$901 - \$1,200		\$1,201 - \$1,600		\$1,601 or more		Total Spaces Where Rents Are Known	
	2012	2013	2012	2013	2012	2013	2012	2013	2012	2013
Mauricie	1.9 b	2.0 b	5.3 a	7.1 a	6.0 a	4.4 a	5.3 b	1.7 a	5.2 a	4.6 a
La Tuque	**	**	**	**	**	**	**	**	**	**
Shawinigan CA	**	0.9 a	4.7 b	3.8 b	3.5 b	3.1 b	3.3 c	1.7 a	3.9 a	2.8 a
Mauricie Rural	**	**	6.8 a	13.2 a	15.5 a	7.3 b	26.7 a	**	9.6 a	10.0 a
Montréal	9.2 b	15.8 d	14.1 a	17.5 a	11.4 a	10.0 a	10.0 a	12.2 a	11.5 a	12.1 a
Cowansville CA	**	**	**	**	**	**	**	**	**	**
Granby CA	**	**	7.7 b	13.1 c	4.0 b	5.0 b	4.0 c	6.2 c	5.6 b	6.7 b
Saint-Hyacinthe CA	**	**	19.0 a	9.2 a	16.7 a	16.5 a	21.8 a	16.2 a	17.3 a	15.6 a
Saint-Jean-sur-Richelieu CA	**	**	16.0 d	15.0 c	2.3 a	3.1 d	1.2 a	15.2 a	3.8 a	13.1 a
Salaberry-de-Valleyfield CA	**	**	**	**	12.8 a	9.4 b	16.0 a	9.7 b	13.9 a	9.5 b
Sorel-Tracy CA	**	**	**	**	14.2 a	3.7 a	9.9 a	13.3 a	12.7 a	8.9 a
Marieville	**	**	**	**	**	**	**	**	**	**
Montréal Rural	**	**	13.4 a	23.2 a	14.4 a	11.5 a	15.3 a	9.1 a	14.5 a	15.4 a
Nord-du-Québec Rural	**	**	**	**	**	**	**	**	**	**
Outaouais Rural	**	**	9.3 a	0.0 a	**	**	**	**	8.2 a	6.9 a
Saguenay-Lac-Saint-Jean	17.4 d	**	4.5 b	6.9 a	9.1 a	5.9 a	3.6 a	3.1 a	7.5 a	6.1 a
Alma CA	**	**	**	**	9.3 a	4.2 a	0.0 a	**	9.4 a	4.5 a
Dolbeau-Mistassini CA	7.1 a	**	0.7 a	5.4 a	5.2 a	4.3 a	0.0 a	20.0 a	3.7 a	5.4 a
Roberval	**	**	**	**	**	**	**	**	**	**
Saint-Félicien	**	**	**	**	**	**	**	**	**	**
Saguenay-Lac-Saint-Jean Rural	**	**	10.5 d	9.1 a	**	12.1 a	**	**	9.5 c	10.6 a
<b>Province of Quebec</b>	<b>10.8 a</b>	<b>12.6 a</b>	<b>8.7 a</b>	<b>10.3 a</b>	<b>7.9 a</b>	<b>7.6 a</b>	<b>8.4 a</b>	<b>8.6 a</b>	<b>8.4 a</b>	<b>8.7 a</b>

The following units are excluded from the table above: non-market/subsidy units; respite units; and, units where an extra charge is paid for Heavy-care (1½ hours or more of care). Second person extra charge is also excluded from the calculation.

The following letter codes are used to indicate the reliability of the estimates:

a – Excellent, b – Very good, c – Good, d – Fair (Use with Caution)

\*\* Suppressed to protect confidentiality

++ Not statistically reliable

-- No units exist in universe for this category

### 1.3 Vacancy Rates (%) and Average Rents (\$) of Heavy Care Spaces<sup>1</sup>

#### Quebec

Centre	Vacancy Rate		Average Rent	
	2012	2013	2012	2013
Gatineau CMA	**	10.0 c	**	3,006 a
Montréal CMA	12.3 a	7.5 a	2,557 a	2,819 a
Island of Montréal	17.6 a	10.0 a	2,816 a	2,900 a
Island Centre	10.6 a	9.4 a	4,426 a	3,019 a
Island West	34.3 a	15.7 a	2,846 a	3,065 a
Island North	14.7 a	11.0 c	**	2,798 a
Island East	3.8 b	2.3 a	**	2,208 a
Vaudreuil-Soulanges	0.0 a	0.0 a	3,038 a	3,471 a
Laval-North Shore	5.9 a	1.1 a	2,194 a	2,830 a
Laval	4.3 a	1.6 b	2,151 a	2,777 a
North Shore	6.1 a	**	2,751 a	3,054 a
Saint-Jérôme	**	**	**	**
South Shore	8.1 a	5.7 a	2,324 a	2,431 a
South Shore Centre	10.8 a	13.5 a	2,658 a	3,247 a
South Shore East	8.7 a	4.5 a	1,955 a	2,162 a
South Shore West	**	**	**	**
Québec CMA	1.3 a	1.5 a	2,293 a	2,724 a
Centre North	1.3 a	2.2 a	2,311 a	2,874 a
Northern Suburbs	1.2 a	0.5 a	2,309 a	2,580 a
South Shore	3.8 a	0.0 c	1,836 a	2,147 a
Saguenay CMA	**	5.8 a	**	**
Sherbrooke CMA	3.6 a	0.5 a	1,694 a	1,523 a
Trois-Rivières CMA	**	**	**	**
Abitibi-Témiscamingue	**	**	**	**
Bas-Saint-Laurent	1.2 a	3.7 a	1,431 a	1,997 a
Capitale-Nationale	**	**	**	**
Centre-du-Québec	5.3 a	2.4 a	1,489 a	1,989 a
Chaudière-Appalaches	0.0 c	2.4 a	1,800 a	1,897 a
Côte-Nord	**	**	**	**
Estrie	**	**	**	**
Gaspésie-Îles-de-la-Madeleine	1.7 a	**	**	**
Lanaudière	3.9 b	**	2,286 a	**
Laurentides	**	3.5 a	**	1,757 a
Mauricie	**	**	**	**
Montérégie	7.1 a	4.4 b	2,109 a	2,310 a
Nord-du-Québec	**	**	**	**
Outaouais	**	**	**	**
Saguenay-Lac-Saint-Jean	**	**	**	1,904 a
<b>Province of Quebec</b>	<b>7.6 a</b>	<b>5.2 a</b>	<b>2,323 a</b>	<b>2,577 a</b>

<sup>1</sup> Non-market heavy care units are excluded from Average Rents, but are included in Vacancy Rate.

The following letter codes are used to indicate the reliability of the estimates:

a – Excellent, b – Very good, c – Good, d – Fair (Use with Caution)

\*\* Suppressed to protect confidentiality    ++ Not statistically reliable    -- No units exist in universe for this category

## 1.4 Universe, Number of Residents Living in Universe and Capture Rate (%)

## Quebec

Centre	Total Number of Spaces	Overall Vacancy Rate		Number of Residences	Number of Residents	Estimated Population Aged 75+ <sup>1</sup>	Capture Rate <sup>2</sup> (%)
		2012	2013				
Gatineau CMA	3,168	16.7 a	11.9 a	23	3,129 d	15,924	19.6
Montréal CMA	42,598	8.1 a	8.3 a	307	43,848 a	269,694	16.3
Island of Montréal	21,539	9.8 a	10.5 a	139	21,141 b		
Island Centre	5,481	11.2 a	13.2 a	46	5,009 b		
Island West	5,811	12.6 a	11.7 a	36	5,408 b		
Island North	5,687	8.2 a	10.5 a	35	5,797 d		
Island East	4,560	6.6 a	5.7 a	22	4,927 a		
Vaudreuil-Soulanges	750	9.6 a	7.9 a	8	767 a		
Laval-North Shore	12,524	5.9 a	5.5 a	97	13,676 b		
Laval	6,396	5.7 a	6.5 a	29	7,009 d		
North Shore	4,940	6.0 a	3.9 a	54	5,348 b		
Saint-Jérôme	1,188	7.1 a	7.4 a	14	1,319 a		
South Shore	7,785	6.8 a	6.5 a	63	8,264 a		
South Shore Centre	3,613	7.9 a	8.8 a	26	3,783 a		
South Shore East	3,171	7.3 a	5.3 a	25	3,401 a		
South Shore West	1,001	2.0 a	1.5 a	12	1,080 a		
Québec CMA	12,468	5.0 a	5.8 a	139	13,023 a	58,774	22.2
Centre North	7,249	5.0 a	5.9 a	64	7,595 a		
Québec Basse-Ville	1,826	3.2 a	5.0 a	18	1,887 a		
Québec Haute-Ville	1,529	6.0 a	9.2 a	12	1,456 a		
Québec des Rivières	1,731	6.3 a	5.1 a	14	1,943 c		
Ste-Foy, Sillery, Cap-Rouge, St-Aug.	2,163	4.6 a	4.9 a	20	2,309 a		
Northern Suburbs	3,352	4.4 a	5.9 a	47	3,492 a		
West	313	9.0 a	5.4 a	7	309 a		
North	1,542	3.4 a	4.7 a	17	1,694 a		
East	1,497	4.6 a	7.2 a	23	1,489 a		
Québec South Shore	1,867	5.8 a	5.2 a	28	1,936 b		
South Shore West	367	5.4 a	3.3 a	10	364 a		
South Shore East	1,500	5.9 a	5.7 a	18	1,572 b		
Saguenay CMA	2,521	15.0 a	12.3 a	30	2,464 a	12,592	19.6
Chicoutimi	1,115	15.4 a	9.4 a	10	1,143 a		
Jonquière	1,242	16.6 a	16.2 a	16	1,162 a		
La Baie	164	2.8 a	3.0 a	4	159 a		
Sherbrooke CMA	3,949	9.6 a	8.5 a	39	3,892 a	15,783	24.7
Former City of Sherbrooke	2,700	8.4 a	10.4 a	24	2,624 a		
East	906	10.3 a	17.2 a	8	749 a		
North	1,124	7.7 a	6.9 a	7	1,210 a		
West	276	4.7 a	3.6 a	4	284 a		
Centre	394	**	9.6 a	5	381 a		
Magog	685	5.3 a	3.1 a	8	712 a		
Surrounding Area	564	19.8 a	5.5 a	7	556 a		

continued

The following letter codes are used to indicate the reliability of the estimates:

a – Excellent, b – Very good, c – Good, d – Fair (Use with Caution)

\*\* Suppressed to protect confidentiality

++ Not statistically reliable

-- No units exist in universe for this category

### 1.4 Universe, Number of Residents Living in Universe and Capture Rate (%)

#### Quebec

Centre	Total Number of Spaces	Overall Vacancy Rate		Number of Residences	Number of Residents	Estimated Population Aged 75+ <sup>1</sup>	Capture Rate <sup>2</sup> (%)
		2012	2013				
Trois-Rivières CMA	3,827	12.4 a	13.5 a	46	3,552 b	14,248	24.9
Trois-Rivières Centre	3,262	12.0 a	13.9 a	36	3,005 c		
Trois-Rivières	1,553	19.5 a	22.3 a	15	1,380 a		
Trois-Rivières-Ouest	842	9.3 a	9.7 a	10	800 a		
Cap-de-la-Madeleine	867	3.1 a	2.9 b	11	**		
Surrounding Area	565	14.3 a	11.3 a	10	547 a		
Abitibi-Témiscamingue	1,361	4.2 a	6.3 a	22	1,417 a		
Amos CA	**	**	**	3	**		
Rouyn-Noranda CA	366	5.7 a	4.6 a	4	405 a		
Val-d'Or CA	348	4.0 a	8.6 a	4	344 a		
Abitibi-Témiscamingue Rural	**	5.0 a	2.9 a	11	395 a		
Bas-Saint-Laurent	3,207	4.2 a	6.8 a	66	3,294 a		
Matane CA	65	**	**	2	**		
Rimouski CA	939	1.9 a	6.1 a	10	935 a		
Rivière-du-Loup CA	623	2.1 a	5.0 a	10	664 a		
Bas-Saint-Laurent Rural	1,580	6.5 a	8.2 a	44	1,629 a		
Capitale-Nationale Rural	822	9.0 a	11.3 a	22	774 d		
Centre-du-Québec	4,177	8.2 a	9.5 a	50	4,230 a		
Drummondville CA	1,915	7.0 a	7.2 a	15	2,049 a		
Victoriaville CA	1,396	11.0 a	14.4 a	15	1,330 a		
Centre-du-Québec Rural	866	6.1 a	6.6 a	20	851 a		
Chaudière-Appalaches	4,371	5.6 a	6.2 a	96	4,457 a		
Saint-Georges CA	999	3.6 a	2.7 a	9	1,084 a		
Thetford Mines CA	746	0.8 a	4.3 a	10	773 a		
Montmagny	285	6.5 a	11.2 a	6	272 a		
Sainte-Marie	331	**	3.6 a	4	361 a		
Chaudière-Appalaches Rural	2,010	8.6 a	8.4 a	67	1,967 a		
Côte-Nord	498	1.1 a	0.6 a	6	582 a		
Estrie Rural	1,960	12.2 a	11.3 a	42	1,834 a		
Gaspésie-Îles-de-la-Madeleine	641	6.5 a	4.6 b	17	666 c		
Gaspé	**	**	**	2	**		
Îles de la Madeleine	**	2.5 a	2.5 a	4	88 a		
Gaspésie-Îles-de-la-Madeleine Rural	387	4.9 a	5.6 c	11	**		
Lanaudière	2,787	9.9 a	7.5 a	44	2,848 c		
Joliette CA	1,588	7.4 a	4.4 b	15	**		
Rawdon	224	24.1 a	**	4	**		
Saint-Lin-des-Laurentides	111	**	**	2	**		
Lanaudière Rural	864	10.7 a	11.4 a	23	811 d		
Laurentides	1,655	5.7 a	8.6 a	29	1,616 b		
Lachute CA	199	**	**	1	**		
Mont-Laurier	318	5.0 a	5.7 a	7	335 a		
Prévost	63	**	**	1	**		
Sainte-Adèle	**	**	**	3	**		
Sainte-Sophie	**	**	**	1	**		
Sainte-Agathe-des-Monts	729	7.7 a	11.9 a	14	692 c		
Laurentides Rural	167	**	**	2	**		

continued

The following letter codes are used to indicate the reliability of the estimates:

a – Excellent, b – Very good, c – Good, d – Fair (Use with Caution)

\*\* Suppressed to protect confidentiality

++ Not statistically reliable

-- No units exist in universe for this category

**1.4 Universe, Number of Residents Living in Universe and Capture Rate (%)****Quebec**

Centre	Total Number of Spaces	Overall Vacancy Rate		Number of Residences	Number of Residents	Estimated Population Aged 75+ <sup>1</sup>	Capture Rate <sup>2</sup> (%)
		2012	2013				
Mauricie	1,943	5.1 a	4.5 a	40	1,971 b		
La Tuque	**	**	**	3	**		
Shawinigan CA	1,333	3.8 a	2.7 a	22	1,391 c		
Mauricie Rural	**	9.1 a	9.2 a	15	465 c		
Montréal	8,001	11.2 a	11.3 a	111	7,698 b		
Cowansville CA	255	**	**	3	**		
Granby CA	1,558	6.0 a	7.0 a	15	**		
Saint-Hyacinthe CA	1,470	17.0 a	14.5 a	17	1,405 a		
Saint-Jean-sur-Richelieu CA	1,351	3.4 a	11.4 a	12	**		
Salaberry-de-Valleyfield CA	973	12.7 a	8.0 b	10	957 d		
Sorel-Tracy CA	688	12.1 a	8.5 a	11	699 a		
Montréal Rural	1,534	14.5 a	15.6 a	40	1,356 a		
Marieville	172	**	**	3	**		
Nord-du-Québec Rural	70	**	**	2	**		
Outaouais Rural	329	8.0 a	6.4 a	10	325 a		
Saguenay-Lac-Saint-Jean	1,748	7.1 a	5.7 a	32	1,799 a		
Alma CA	617	8.9 a	4.2 a	7	620 a		
Dolbeau-Mistassini CA	442	3.4 a	4.8 a	8	471 a		
Roberval	**	**	**	3	**		
Saint-Félicien	**	**	**	3	**		
Saguenay-Lac-Saint-Jean Rural	267	8.9 b	9.7 a	11	255 a		
<b>Province of Quebec</b>	<b>102,101</b>	<b>8.3 a</b>	<b>8.4 a</b>	<b>1,173</b>	<b>103,476 a</b>	<b>586,732</b>	<b>17.6</b>

<sup>1</sup> Sources: Statistics Canada, Census of Population 2011. Institut de la statistique du Québec, Perspectives démographiques du Québec et des régions, 2006-2056.

<sup>2</sup> The capture rate is the proportion of the population aged 75 years or older living in the survey universe.

The following letter codes are used to indicate the reliability of the estimates:

a – Excellent, b – Very good, c – Good, d – Fair (Use with Caution)

\*\* Suppressed to protect confidentiality    ++ Not statistically reliable    -- No units exist in universe for this category

## 2.1 Universe of Total Spaces by Unit Type

### Quebec

Centre	Private Rooms and Semi-Private Rooms	Bachelor	One-Bedroom	Two-Bedroom	Total
Gatineau CMA	1,380	246	1,019	523	3,168
Montréal CMA	12,620	6,299	17,233	6,446	42,598
Island of Montréal	5,828	3,808	9,266	2,637	21,539
Island Centre	2,266	879	1,869	467	5,481
Island West	1,591	666	2,567	987	5,811
Island North	566	1,330	3,062	729	5,687
Island East	1,405	933	1,768	454	4,560
Vaudreuil-Soulanges	400	49	196	105	750
Laval-North Shore	3,596	1,397	4,992	2,539	12,524
Laval	1,067	1,086	2,721	1,522	6,396
North Shore	1,973	292	1,824	851	4,940
Saint-Jérôme	556	19	447	166	1,188
South Shore	2,796	1,045	2,779	1,165	7,785
South Shore Centre	1,197	290	1,499	627	3,613
South Shore East	1,009	693	1,033	436	3,171
South Shore West	590	62	247	102	1,001
Québec CMA	4,622	1,266	4,817	1,763	12,468
Centre North	2,237	904	3,102	1,006	7,249
Québec Basse-Ville	864	91	700	171	1,826
Québec Haute-Ville	427	307	643	152	1,529
Québec des Rivières	447	258	692	334	1,731
Ste-Foy, Sillery, Cap-Rouge, St-Aug.	499	248	1,067	349	2,163
Northern Suburbs	1,427	247	1,112	566	3,352
West	178	-	**	**	313
North	507	120	**	**	1,542
East	742	127	486	142	1,497
Québec South Shore	958	115	603	191	1,867
Saguenay CMA	1,072	412	793	244	2,521
Sherbrooke CMA	1,582	705	1,190	472	3,949
Former City of Sherbrooke	840	564	902	394	2,700
Magog	405	**	166	**	685
Surrounding Area	337	**	122	**	564
Trois-Rivières CMA	1,285	739	1,427	376	3,827
Abitibi-Témiscamingue	1,207	**	52	**	1,361
Bas-Saint-Laurent	2,516	62	512	117	3,207
Capitale-Nationale Rural	327	66	249	180	822
Centre-du-Québec	2,365	386	980	446	4,177
Drummondville CA	1,056	**	549	**	1,915
Victoriaville CA	804	175	261	156	1,396
Centre-du-Québec Rural	505	**	170	**	866
Chaudière-Appalaches	2,514	551	1,053	253	4,371
Saint-Georges CA	137	275	477	110	999
Thetford Mines CA	480	**	168	**	746
Montmagny	**	**	**	**	285
Sainte-Marie	**	**	**	**	331
Chaudière-Appalaches Rural	1,690	112	173	35	2,010

continued

The following letter codes are used to indicate the reliability of the estimates:

a – Excellent, b – Very good, c – Good, d – Fair (Use with Caution)

\*\* Suppressed to protect confidentiality    ++ Not statistically reliable    -- No units exist in universe for this category

## 2.1 Universe of Total Spaces by Unit Type Quebec

Centre	Private Rooms and Semi-Private Rooms	Bachelor	One-Bedroom	Two-Bedroom	Total
Côte-Nord	178	**	228	**	498
Estrie Rural	1,210	169	487	94	1,960
Gaspésie–Îles-de-la-Madeleine	565	**	**	-	641
Lanaudière	1,096	280	1,066	345	2,787
Laurentides	1,181	32	340	102	1,655
Mauricie	1,513	**	348	**	1,943
Montréal	5,064	710	1,608	619	8,001
Cowansville CA	147	37	68	3	255
Granby CA	884	202	369	103	1,558
Saint-Hyacinthe CA	1,010	44	172	244	1,470
Saint-Jean-sur-Richelieu CA	814	63	370	104	1,351
Salaberry-de-Valleyfield CA	661	**	**	**	973
Sorel-Tracy CA	401	143	121	23	688
Marieville	1,106	98	287	43	1,534
Montréal Rural	41	**	**	**	172
Nord-du-Québec Rural	70	-	-	-	70
Outaouais Rural	217	**	**	**	329
Saguenay–Lac-Saint-Jean	1,159	105	424	60	1,748
<b>Province of Quebec</b>	<b>43,743</b>	<b>12,101</b>	<b>33,984</b>	<b>12,273</b>	<b>102,101</b>

The following units are excluded from the table above: non-market/subsidy units; respite units; and, units where an extra charge is paid for Heavy-care (1½ hours or more of care).

The following letter codes are used to indicate the reliability of the estimates:

a – Excellent, b – Very good, c – Good, d – Fair (Use with Caution)

\*\* Suppressed to protect confidentiality    ++ Not statistically reliable    -- No units exist in universe for this category

2.2 Universe by Unit Type Quebec					
	Private Rooms and Semi-Private Rooms	Bachelor	One-Bedroom	Two-Bedroom	Total
Gatineau CMA	1,380	246	1,019	523	3,168
Standard Spaces	1,054	246	1,019	523	2,842
Heavy Care Spaces	313	-	-	-	313
Other <sup>1</sup>	13	-	-	-	13
Montréal CMA	12,620	6,299	17,233	6,446	42,598
Standard Spaces	9,431	5,815	16,992	6,351	38,589
Heavy Care Spaces	2,697	403	99	85	3,284
Other <sup>1</sup>	492	81	142	10	725
Québec CMA	4,622	1,266	4,817	1,763	12,468
Standard Spaces	3,344	1,215	4,704	1,759	11,022
Heavy Care Spaces	1,111	26	9	2	1,148
Other <sup>1</sup>	167	25	104	2	298
Saguenay CMA	1,072	412	793	244	2,521
Standard Spaces	892	412	793	244	2,341
Heavy Care Spaces	121	-	-	-	121
Other <sup>1</sup>	59	-	-	-	59
Sherbrooke CMA	1,582	705	1,190	472	3,949
Standard Spaces	1,466	553	1,168	472	3,659
Heavy Care Spaces	96	86	22	-	204
Other <sup>1</sup>	20	66	-	-	86
Trois-Rivières CMA	1,285	739	1,427	376	3,827
Standard Spaces	1,129	739	1,427	376	3,671
Heavy Care Spaces	80	-	-	-	80
Other <sup>1</sup>	76	-	-	-	76
Non CMA	21,182	2,434	7,505	2,449	33,570
Standard Spaces	18,743	2,308	7,459	2,434	30,944
Heavy Care Spaces	1,752	115	19	6	1,892
Other <sup>1</sup>	687	11	27	9	734
<b>Province of Quebec</b>	<b>43,743</b>	<b>12,101</b>	<b>33,984</b>	<b>12,273</b>	<b>102,101</b>
Standard Spaces	36,059	11,288	33,562	12,159	93,068
Heavy Care Spaces	6,170	630	149	93	7,042
Other <sup>1</sup>	1,514	183	273	21	1,991

<sup>1</sup> 'Other' consists of non-market units and respite units.

The following letter codes are used to indicate the reliability of the estimates:

a – Excellent, b – Very good, c – Good, d – Fair (Use with Caution)

\*\* Suppressed to protect confidentiality    ++ Not statistically reliable    -- No units exist in universe for this category

## 2.3 Universe of Standard Spaces by Rent Range (\$)

## Quebec

Centre	Less than \$901	\$901 - \$1,200	\$1,201 - \$1,600	\$1,601 or more
	% of Total <sup>1</sup>	% of Total <sup>1</sup>	% of Total <sup>1</sup>	% of Total <sup>1</sup>
Gatineau CMA	2.7 a	3.3 a	16.3 a	77.8 a
Montréal CMA	5.6 a	15.6 a	39.7 a	39.0 a
Island of Montréal	9.1 a	17.9 a	33.3 a	39.7 a
Island Centre	7.3 a	8.9 a	31.0 a	52.9 a
Island West	0.4 a	21.9 a	22.0 a	55.7 a
Island North	22.4 a	32.7 a	34.9 a	10.0 a
Island East	4.1 a	3.6 a	47.8 a	44.6 a
Vaudreuil-Soulanges	**	2.5 a	41.0 a	56.6 a
Laval-North Shore	3.3 a	17.2 a	44.4 a	35.1 a
South Shore	0.7 a	8.4 a	49.2 a	41.7 a
Québec CMA	5.1 a	10.8 a	39.4 a	44.6 a
Centre North	8.7 a	12.1 a	32.3 a	46.8 a
Northern Suburbs	**	5.9 a	47.0 a	47.1 a
Québec South Shore	0.2 a	13.8 a	53.3 a	32.7 a
Saguenay CMA	15.7 a	15.8 a	32.7 a	35.8 a
Sherbrooke CMA	6.2 a	28.4 a	42.5 a	22.8 a
Trois-Rivières CMA	1.7 a	26.8 a	48.6 a	22.9 a
Abitibi-Témiscamingue	1.5 a	33.2 a	33.4 a	31.8 a
Bas-Saint-Laurent	2.9 a	33.8 a	52.8 a	10.5 a
Capitale-Nationale	6.4 a	6.9 a	32.0 a	54.7 a
Centre-du-Québec	3.5 a	38.8 a	45.1 a	12.6 a
Chaudière-Appalaches	4.8 a	34.2 a	44.5 a	16.4 a
Côte-Nord	4.1 a	14.1 a	19.7 a	62.1 a
Estrie Rural	5.0 a	34.6 a	35.7 a	24.7 a
Gaspésie-Îles-de-la-Madeleine	0.7 a	47.2 a	32.9 a	19.2 a
Lanaudière	3.6 a	34.4 a	52.6 a	9.4 a
Laurentides	1.6 a	13.0 a	65.4 a	20.0 a
Mauricie	8.3 a	32.4 a	42.8 a	16.4 a
Montréal	1.0 a	18.8 a	49.1 a	31.1 a
Nord-du-Québec Rural	**	**	**	**
Outaouais Rural	10.9 a	30.9 a	15.5 a	42.8 a
Saguenay-Lac-Saint-Jean	1.2 a	35.2 a	53.5 a	10.1 a
<b>Province of Quebec</b>	<b>4.8 a</b>	<b>20.2 a</b>	<b>41.5 a</b>	<b>33.5 a</b>

<sup>1</sup> % is based on those spaces where the rents are known.

The following units are excluded from the table above: non-market/subsidy units; respite units; and, units where an extra charge is paid for Heavy-care (1½ hours or more of care).

The following letter codes are used to indicate the reliability of the estimates:

a – Excellent, b – Very good, c – Good, d – Fair (Use with Caution)

\*\* Suppressed to protect confidentiality    ++ Not statistically reliable    -- No units exist in universe for this category

## 2.4 Proportion (%) of Structures Where Select Services Are Available<sup>1</sup> by Structure Size Quebec

Centre	Meals				On-Site Medical Services	On-Site Registered Nurse	24-Hour Call Bell	Pharmacy
	Optional	Number of Meals Included in Rent						
		1	2	3				
Gatineau CMA	**	0.0 c	**	79.7 a	**	**	100.0 a	**
10 - 49	**	**	**	100.0 a	**	**	100.0 a	**
50 - 89	**	**	**	**	**	**	**	**
90 or more	**	**	**	**	82.6 a	**	100.0 a	**
Montréal CMA	25.6 a	4.2 b	5.0 b	65.2 a	82.9 a	60.2 a	98.2 a	35.2
10 - 49	3.9 d	0.0 b	2.4 b	93.7 a	70.2 a	27.5 d	97.5 a	6.0
50 - 89	10.5 c	8.3 c	8.1 c	73.2 a	80.8 a	61.4 a	97.1 a	13.5 d
90 or more	39.5 a	5.4 b	5.5 c	49.7 a	89.6 a	75.8 a	98.8 a	54.1 a
Island of Montréal	28.6 a	5.6 c	4.9 c	60.8 a	84.6 a	68.3 a	97.5 a	39.1 a
10 - 49	**	0.0 b	0.0 b	90.3 a	85.5 a	**	95.1 a	**
50 - 89	0.0 c	**	0.0 c	**	**	**	91.0 a	**
90 or more	36.5 a	5.4 c	6.7 c	51.4 a	85.8 a	77.0 a	98.9 a	50.8 a
Vaudreuil-Solanges	25.0 a	0.0 a	0.0 a	75.0 a	100.0 a	50.0 a	100.0 a	25.0 a
10 - 49	**	**	**	**	**	**	**	**
50 - 89	**	**	**	**	**	**	**	**
90 or more	**	**	**	**	**	**	**	**
Laval–North Shore	25.4 a	1.1 a	6.5 b	66.9 a	77.4 a	48.8 a	97.8 a	37.5 a
10 - 49	2.6 c	0.0 b	5.1 c	92.3 a	59.7 a	**	97.4 a	7.6 c
50 - 89	**	0.0 c	**	**	76.9 a	**	100.0 a	**
90 or more	48.7 a	2.7 c	2.5 c	46.1 a	95.0 a	69.4 a	97.5 a	69.1 a
South Shore	19.2 a	6.3 a	3.2 a	71.3 a	85.6 a	61.0 a	100.0 a	24.1 a
10 - 49	0.0 c	0.0 c	0.0 c	100.0 a	69.0 a	16.0 d	100.0 a	0.0 c
50 - 89	8.9 a	8.9 a	0.0 c	82.1 a	91.1 a	81.3 a	100.0 a	0.0 c
90 or more	34.2 a	9.2 a	6.2 a	50.4 a	93.6 a	81.0 a	100.0 a	46.8 a
Québec CMA	17.6 a	2.2 a	17.7 a	62.6 a	79.5 a	56.1 a	98.6 a	13.8 a
10 - 49	0.0 b	0.0 b	7.8 b	92.2 a	74.9 a	30.4 a	98.1 a	1.9 a
50 - 89	29.9 a	0.0 b	22.4 a	47.7 a	87.3 a	59.8 a	97.5 a	14.8 a
90 or more	26.8 a	6.5 a	24.9 a	41.7 a	77.7 a	82.3 a	100.0 a	26.7 a
Saguenay CMA	13.3 a	0.0 a	3.3 a	83.3 a	56.7 a	40.0 a	100.0 a	16.7
10 - 49	7.7 a	0.0 a	0.0 a	92.3 a	53.8 a	38.5 a	100.0 a	0.0 a
50 - 89	0.0 a	0.0 a	0.0 a	100.0 a	44.4 a	22.2 a	100.0 a	0.0 a
90 or more	37.5 a	0.0 a	12.5 a	50.0 a	75.0 a	62.5 a	100.0 a	62.5 a
Sherbrooke CMA	17.9 a	10.3 a	0.0 a	71.8 a	51.3 a	46.2 a	97.4 a	10.3 a
10 - 49	0.0 a	0.0 a	0.0 a	100.0 a	25.0 a	33.3 a	100.0 a	8.3 a
50 - 89	15.4 a	7.7 a	0.0 a	76.9 a	53.8 a	38.5 a	100.0 a	0.0 a
90 or more	35.7 a	21.4 a	0.0 a	42.9 a	71.4 a	64.3 a	92.9 a	21.4 a
Trois-Rivières CMA	13.5 c	2.2 a	4.8 d	79.5 a	**	57.8 a	95.7 a	**
10 - 49	0.0 b	0.0 b	0.0 b	100.0 a	**	**	100.0 a	0.0 b
50 - 89	**	**	**	**	**	**	90.2 a	**
90 or more	**	7.6 b	7.6 b	**	**	**	92.4 a	**
Abitibi-Témiscamingue	0.0 a	0.0 a	4.5 a	95.5 a	31.8 a	9.1 a	95.5 a	4.5 a
10 - 49	0.0 a	0.0 a	0.0 a	100.0 a	30.8 a	0.0 a	100.0 a	0.0 a
50 - 89	**	**	**	**	**	**	**	**
90 or more	0.0 a	0.0 a	16.7 a	83.3 a	33.3 a	16.7 a	100.0 a	16.7

continued

The following letter codes are used to indicate the reliability of the estimates:

a – Excellent, b – Very good, c – Good, d – Fair (Use with Caution)

\*\* Suppressed to protect confidentiality

++ Not statistically reliable

-- No units exist in universe for this category

## 2.4 Proportion (%) of Structures Where Select Services Are Available<sup>1</sup> by Structure Size Quebec

Centre	Meals					On-Site Medical Services	On-Site Registered Nurse	24-Hour Call Bell	Pharmacy
	Optional	Number of Meals Included in Rent							
		1	2	3					
Bas-Saint-Laurent	1.5 a	1.5 a	21.2 a	75.8 a	43.9 a	40.9 a	97.0 a	9.1 a	
10 - 49	2.2 a	0.0 a	26.7 a	71.1 a	31.1 a	26.7 a	95.6 a	6.7 a	
50 - 89	0.0 a	0.0 a	10.0 a	90.0 a	80.0 a	70.0 a	100.0 a	0.0 a	
90 or more	0.0 a	9.1 a	9.1 a	81.8 a	63.6 a	72.7 a	100.0 a	27.3 a	
Capitale-Nationale Rural	5.0 d	**	0.0 c	85.0 a	0.0 c	5.0 d	100.0 a	0.0 c	
10 - 49	0.0 c	5.9 d	0.0 c	94.1 a	0.0 c	5.9 d	100.0 a	0.0 c	
50 - 89	**	**	**	**	**	**	**	**	
90 or more	**	**	**	**	**	**	**	**	
Centre-du-Québec	14.7 c	2.0 a	6.0 a	77.3 a	57.4 a	63.9 a	98.0 a	28.9 a	
10 - 49	19.2 d	0.0 c	13.4 a	67.4 a	41.5 a	41.9 a	100.0 a	37.1 a	
50 - 89	0.0 c	0.0 c	0.0 c	100.0 a	58.4 a	83.2 a	91.9 a	**	
90 or more	20.1 d	6.5 a	0.0 c	73.4 a	79.9 a	80.4 a	100.0 a	26.6 d	
Chaudière-Appalaches	1.0 a	0.0 b	9.5 a	89.4 a	36.0 a	27.6 a	98.9 a	4.2 b	
10 - 49	1.4 a	0.0 b	2.9 b	95.7 a	31.7 a	17.4 a	98.5 a	2.9 b	
50 - 89	0.0 c	0.0 c	22.4 d	77.6 a	39.1 a	50.2 a	100.0 a	0.0 c	
90 or more	0.0 a	0.0 a	42.9 a	57.1 a	71.4 a	71.4 a	100.0 a	28.6 a	
Côte-Nord	0.0 a	0.0 a	66.7 a	33.3 a	33.3 a	50.0 a	50.0 a	0.0 a	
10 - 49	**	**	**	**	**	**	**	**	
50 - 89	**	**	**	**	**	**	**	**	
90 or more	**	**	**	**	**	**	**	**	
Estrie Rural	2.4 b	7.3 b	4.9 c	85.4 a	31.7 a	24.4 a	95.1 a	9.8 b	
10 - 49	3.4 c	3.4 c	3.4 c	89.7 a	20.7 d	13.8 c	93.1 a	10.3 c	
50 - 89	**	**	**	100.0 a	**	**	100.0 a	**	
90 or more	**	**	**	**	83.3 a	83.3 a	100.0 a	**	
Gaspésie-Îles-de-la-Madeleine	0.0 c	0.0 c	**	87.1 a	74.7 a	**	100.0 a	12.4 d	
10 - 49	0.0 c	0.0 c	**	82.8 a	**	**	100.0 a	**	
50 - 89	**	**	**	**	**	**	**	**	
90 or more	**	**	**	**	**	**	**	**	
Lanaudière	5.5 d	0.0 b	**	78.0 a	**	**	100.0 a	**	
10 - 49	0.0 b	0.0 b	**	85.6 a	**	**	100.0 a	**	
50 - 89	**	**	**	**	**	**	100.0 a	**	
90 or more	**	**	**	**	**	**	100.0 a	**	
Laurentides	7.2 c	0.0 b	0.0 b	92.8 a	49.9 a	35.5 a	100.0 a	18.0 d	
10 - 49	0.0 c	0.0 c	0.0 c	100.0 a	53.7 a	**	100.0 a	0.0 c	
50 - 89	**	**	**	100.0 a	**	**	100.0 a	**	
90 or more	**	**	**	**	**	**	100.0 a	**	
Mauricie	2.6 c	0.0 b	7.7 b	89.6 a	26.5 d	28.9 d	100.0 a	2.6 c	
10 - 49	0.0 b	0.0 b	4.0 d	96.0 a	20.3 d	**	100.0 a	0.0 b	
50 - 89	**	**	15.8 d	84.2 a	**	**	100.0 a	**	
90 or more	**	**	**	**	**	**	100.0 a	**	
Montréal	6.0 c	2.9 b	0.9 a	90.1 a	59.3 a	51.1 a	98.2 a	15.4 d	
10 - 49	0.0 b	0.0 b	1.8 b	98.2 a	40.0 a	29.3 a	96.4 a	12.6 c	
50 - 89	3.7 c	3.7 c	0.0 b	92.5 a	**	72.7 a	100.0 a	7.5 c	
90 or more	**	**	0.0 c	70.5 a	100.0 a	75.4 a	100.0 a	**	

continued

The following letter codes are used to indicate the reliability of the estimates:

a – Excellent, b – Very good, c – Good, d – Fair (Use with Caution)

\*\* Suppressed to protect confidentiality

++ Not statistically reliable

-- No units exist in universe for this category

## 2.4 Proportion (%) of Structures Where Select Services Are Available<sup>1</sup> by Structure Size Quebec

Centre	Meals				On-Site Medical Services	On-Site Registered Nurse	24-Hour Call Bell	Pharmacy
	Optional	Number of Meals Included in Rent						
		1	2	3				
Nord-du-Québec Rural	**	**	**	**	**	**	**	**
10 - 49	**	**	**	**	**	**	**	**
50 - 89	**	**	**	**	**	**	**	**
90 or more	**	**	**	**	**	**	**	**
Outaouais Rural	0.0 a	0.0 a	0.0 a	100.0 a	50.0 a	20.0 a	90.0 a	0.0 a
10 - 49	0.0 a	0.0 a	0.0 a	100.0 a	57.1 a	28.6 a	100.0 a	0.0 a
50 - 89	**	**	**	**	**	**	**	**
90 or more	**	**	**	**	**	**	**	**
Saguenay–Lac-Saint-Jean	**	0.0 b	6.3 a	90.1 a	33.9 a	26.6 d	100.0 a	0.0 b
10 - 49	0.0 a	0.0 a	5.9 a	94.1 a	23.5 a	5.9 a	100.0 a	0.0 a
50 - 89	**	**	13.0 c	**	**	**	100.0 a	**
90 or more	**	**	**	100.0 a	**	**	100.0 a	**
Province of Quebec	12.7 a	2.7 a	8.0 a	76.6 a	58.6 a	46.2 a	98.0 a	18.0 a
10 - 49	2.1 a	0.4 a	6.3 a	91.3 a	41.4 a	24.3 a	97.6 a	6.1 a
50 - 89	9.7 a	2.3 b	11.0 a	77.0 a	62.6 a	55.5 a	97.3 a	7.7 a
90 or more	29.9 a	6.3 a	8.8 a	55.1 a	81.1 a	72.8 a	98.9 a	41.5 a

<sup>1</sup> Services are considered to be included in the rents for a structure if the majority of all spaces have the service included in the rent.

<sup>2</sup> Registered Nurse on site means a RN, not a RPN or LPN.

The following letter codes are used to indicate the reliability of the estimates:

a – Excellent, b – Very good, c – Good, d – Fair (Use with Caution)

\*\* Suppressed to protect confidentiality    ++ Not statistically reliable    -- No units exist in universe for this category

## 2.5 Proportion (%) of Structures with Access to Selected Amenities<sup>1</sup> by Structure Size Quebec

Centre	Transportation	Swimming Pool	Hot Tub / Spa	Movie Theatre	Exercise Facilities	Internet
<b>Gatineau CMA</b>	**	**	**	**	**	**
10 - 49	**	**	**	**	**	**
50 - 89	**	**	**	**	**	**
90 or more	82.6 a	**	**	**	90.4 a	**
<b>Montréal CMA</b>	41.0 a	33.9 a	26.7 a	56.5 a	46.7 a	60.4 a
10 - 49	23.5 d	6.0 b	2.4 b	29.7 a	11.3 c	43.0 a
50 - 89	**	8.1 c	8.1 c	**	29.6 d	50.7 a
90 or more	50.9 a	53.1 a	42.6 a	73.6 a	67.6 a	70.9 a
<b>Island of Montréal</b>	46.3 a	38.0 a	30.6 a	61.6 a	51.9 a	61.7 a
10 - 49	**	0.0 b	0.0 b	**	**	**
50 - 89	**	**	**	**	**	**
90 or more	51.6 a	50.4 a	40.3 a	69.0 a	63.7 a	67.0 a
<b>Vaudreuil-Solanges</b>	62.5 a	25.0 a	12.5 a	87.5 a	37.5 a	50.0 a
10 - 49	**	**	**	**	**	**
50 - 89	**	**	**	**	**	**
90 or more	**	**	**	**	**	**
<b>Laval-North Shore</b>	33.3 a	33.1 a	25.3 a	47.6 a	41.0 a	54.4 a
10 - 49	15.6 d	10.3 d	5.1 c	25.9 d	15.6 d	**
50 - 89	**	15.0 d	15.0 d	**	**	**
90 or more	51.5 a	61.3 a	48.5 a	74.4 a	69.4 a	82.5 a
<b>South Shore</b>	38.2 a	27.1 a	22.2 a	54.8 a	44.9 a	68.0 a
10 - 49	21.1 d	5.2 a	0.0 c	10.8 d	0.0 c	53.5 a
50 - 89	35.8 a	0.0 c	0.0 c	**	27.6 d	82.1 a
90 or more	49.3 a	49.6 a	43.1 a	87.4 a	77.6 a	71.7 a
<b>Québec CMA</b>	42.2 a	18.3 a	17.6 a	38.9 a	44.1 a	45.4 a
10 - 49	26.7 a	2.0 c	2.0 c	5.8 b	13.8 c	23.2 a
50 - 89	37.5 a	20.1 a	27.5 a	45.2 a	52.8 a	52.4 a
90 or more	64.1 a	35.5 a	26.7 a	71.3 a	71.2 a	64.7 a
<b>Saguenay CMA</b>	36.7 a	16.7 a	6.7 a	36.7 a	33.3 a	50.0 a
10 - 49	15.4 a	0.0 a	0.0 a	23.1 a	7.7 a	38.5 a
50 - 89	22.2 a	0.0 a	0.0 a	11.1 a	11.1 a	33.3 a
90 or more	87.5 a	62.5 a	25.0 a	87.5 a	100.0 a	87.5 a
<b>Sherbrooke CMA</b>	38.5 a	17.9 a	15.4 a	41.0 a	43.6 a	28.2 a
10 - 49	25.0 a	0.0 a	8.3 a	16.7 a	16.7 a	8.3 a
50 - 89	46.2 a	7.7 a	7.7 a	30.8 a	30.8 a	15.4 a
90 or more	42.9 a	42.9 a	28.6 a	71.4 a	78.6 a	57.1 a
<b>Trois-Rivières CMA</b>	**	26.5 d	**	**	**	**
10 - 49	23.2 d	**	**	**	17.7 a	**
50 - 89	**	9.8 c	**	**	**	**
90 or more	**	**	**	92.4 a	84.8 a	**
<b>Abitibi-Témiscamingue</b>	59.1 a	0.0 a	9.1 a	13.6 a	27.3 a	54.5 a
10 - 49	61.5 a	0.0 a	0.0 a	15.4 a	7.7 a	46.2 a
50 - 89	**	**	**	**	**	**
90 or more	66.7 a	0.0 a	33.3 a	16.7 a	83.3 a	83.3 a

continued

The following letter codes are used to indicate the reliability of the estimates:

a – Excellent, b – Very good, c – Good, d – Fair (Use with Caution)

\*\* Suppressed to protect confidentiality    ++ Not statistically reliable    -- No units exist in universe for this category

## 2.5 Proportion (%) of Structures with Access to Selected Amenities<sup>1</sup> by Structure Size Quebec

Centre	Transportation	Swimming Pool	Hot Tub / Spa	Movie Theatre	Exercise Facilities	Internet
Bas-Saint-Laurent	50.0 a	3.0 a	1.5 a	18.2 a	25.8 a	45.5 a
10 - 49	48.9 a	0.0 a	0.0 a	8.9 a	11.1 a	48.9 a
50 - 89	50.0 a	0.0 a	0.0 a	20.0 a	40.0 a	40.0 a
90 or more	54.5 a	18.2 a	9.1 a	54.5 a	72.7 a	36.4 a
Capitale-Nationale Rural	0.0 c	**	**	**	**	**
10 - 49	0.0 c	0.0 c	0.0 c	0.0 c	0.0 c	**
50 - 89	**	**	**	**	**	**
90 or more	**	**	**	**	**	**
Centre-du-Québec	37.4 a	20.9 d	18.7 d	32.9 a	34.9 a	31.0 a
10 - 49	37.1 a	23.6 d	23.6 d	28.1 d	28.1 d	28.4 d
50 - 89	**	**	**	**	**	**
90 or more	40.7 a	26.6 d	19.6 a	52.8 a	59.3 a	46.3 a
Chaudière-Appalaches	29.7 a	6.3 a	0.0 b	9.5 a	16.8 a	32.9 a
10 - 49	26.1 a	4.3 b	0.0 b	5.7 b	10.1 a	27.5 a
50 - 89	28.0 d	5.5 a	0.0 c	11.1 c	22.0 a	38.7 a
90 or more	71.4 a	28.6 a	0.0 a	42.9 a	71.4 a	71.4 a
Côte-Nord	33.3 a	0.0 a	0.0 a	16.7 a	33.3 a	50.0 a
10 - 49	**	**	**	**	**	**
50 - 89	**	**	**	**	**	**
90 or more	**	**	**	**	**	**
Estrie Rural	31.7 a	2.4 b	0.0 b	12.2 c	14.6 c	26.8 a
10 - 49	31.0 a	0.0 b	0.0 b	0.0 b	6.9 c	17.2 d
50 - 89	**	**	**	**	**	**
90 or more	**	**	**	**	**	66.7 a
Gaspésie-Îles-de-la-Madeleine	**	0.0 c	0.0 c	**	**	**
10 - 49	**	0.0 c	0.0 c	**	7.8 a	**
50 - 89	**	**	**	**	**	**
90 or more	**	**	**	**	**	**
Lanaudière	**	**	**	**	**	**
10 - 49	**	**	0.0 b	**	**	**
50 - 89	**	**	**	**	**	**
90 or more	**	**	**	**	**	**
Laurentides	35.5 a	10.9 d	10.9 d	**	39.3 a	35.3 a
10 - 49	19.7 d	0.0 c	0.0 c	13.3 d	**	12.8 a
50 - 89	**	**	**	14.0 c	**	71.0 a
90 or more	**	**	**	100.0 a	100.0 a	**
Mauricie	**	10.5 d	7.9 c	10.4 c	21.0 d	28.9 d
10 - 49	**	4.1 d	0.0 b	0.0 b	**	12.1 d
50 - 89	**	**	**	**	15.8 d	**
90 or more	**	**	**	**	**	**
Montérégie	20.5 d	12.1 c	8.3 c	20.1 d	24.6 d	31.4 a
10 - 49	12.5 a	7.2 b	0.0 b	7.7 c	9.5 c	24.6 d
50 - 89	**	**	0.0 b	**	**	23.2 d
90 or more	**	**	**	**	**	**

continued

The following letter codes are used to indicate the reliability of the estimates:

a – Excellent, b – Very good, c – Good, d – Fair (Use with Caution)

\*\* Suppressed to protect confidentiality    ++ Not statistically reliable    -- No units exist in universe for this category

## 2.5 Proportion (%) of Structures with Access to Selected Amenities<sup>1</sup> by Structure Size Quebec

Centre	Transportation	Swimming Pool	Hot Tub / Spa	Movie Theatre	Exercise Facilities	Internet
Nord-du-Québec Rural	**	**	**	**	**	**
10 - 49	**	**	**	**	**	**
50 - 89	**	**	**	**	**	**
90 or more	**	**	**	**	**	**
Outaouais Rural	50.0 a	10.0 a	0.0 a	60.0 a	40.0 a	80.0 a
10 - 49	57.1 a	14.3 a	0.0 a	57.1 a	28.6 a	71.4 a
50 - 89	**	**	**	**	**	**
90 or more	**	**	**	**	**	**
Saguenay-Lac-Saint-Jean	26.0 d	0.0 b	0.0 b	**	23.4 d	26.0 d
10 - 49	23.5 a	0.0 a	0.0 a	0.0 a	0.0 a	5.9 a
50 - 89	**	**	**	**	**	**
90 or more	**	**	**	**	86.4 a	**
<b>Province of Quebec</b>	<b>37.6 a</b>	<b>17.8 a</b>	<b>13.6 a</b>	<b>33.3 a</b>	<b>35.1 a</b>	<b>43.4 a</b>
10 - 49	29.3 a	4.6 b	1.9 a	12.4 a	11.3 a	29.3 a
50 - 89	33.2 a	7.2 b	8.6 a	28.2 a	34.1 a	41.0 a
90 or more	52.5 a	43.6 a	33.7 a	66.8 a	70.6 a	65.4 a

<sup>1</sup> Services are considered to be included in the rents for a structure if the majority of all spaces have the service included in the rent.

The following letter codes are used to indicate the reliability of the estimates:

a – Excellent, b – Very good, c – Good, d – Fair (Use with Caution)

\*\* Suppressed to protect confidentiality    ++ Not statistically reliable    -- No units exist in universe for this category

### 3.1 Average Rent (\$) of Standard Spaces by Unit Type Quebec

Centre	Private Rooms		Semi-Private Rooms		Bachelor		One-Bedroom		Two-Bedroom		Total	
	2012	2013	2012	2013	2012	2013	2012	2013	2012	2013	2012	2013
Gatineau CMA	1,623 <sup>a</sup>	1,823 <sup>a</sup>	**	**	1,587 <sup>a</sup>	**	1,830 <sup>a</sup>	1,869 <sup>a</sup>	1,874 <sup>a</sup>	1,966 <sup>a</sup>	1,746 <sup>a</sup>	1,830 <sup>a</sup>
Gatineau East	1,404 <sup>a</sup>	1,728 <sup>a</sup>	**	**	1,573 <sup>a</sup>	**	1,749 <sup>a</sup>	1,650 <sup>a</sup>	1,816 <sup>a</sup>	1,795 <sup>a</sup>	1,687 <sup>a</sup>	1,667 <sup>a</sup>
Gatineau West	1,758 <sup>a</sup>	1,985 <sup>a</sup>	**	**	1,608 <sup>a</sup>	**	1,928 <sup>a</sup>	2,126 <sup>a</sup>	2,036 <sup>a</sup>	**	1,834 <sup>a</sup>	2,068 <sup>a</sup>
Surrounding Area	**	**	**	**	**	**	**	**	**	**	**	**
Montréal CMA	1,667 <sup>a</sup>	1,715 <sup>a</sup>	2,777 <sup>a</sup>	1,777 <sup>a</sup>	1,273 <sup>a</sup>	1,284 <sup>a</sup>	1,421 <sup>a</sup>	1,526 <sup>a</sup>	2,006 <sup>a</sup>	2,021 <sup>a</sup>	1,549 <sup>a</sup>	1,615 <sup>a</sup>
Island of Montréal	1,869 <sup>a</sup>	1,852 <sup>a</sup>	2,722 <sup>a</sup>	1,514 <sup>a</sup>	1,243 <sup>a</sup>	1,306 <sup>a</sup>	1,429 <sup>a</sup>	1,578 <sup>a</sup>	2,140 <sup>a</sup>	2,127 <sup>a</sup>	1,570 <sup>a</sup>	1,651 <sup>a</sup>
Island Centre	1,960 <sup>a</sup>	1,792 <sup>a</sup>	**	**	1,409 <sup>a</sup>	1,779 <sup>a</sup>	1,919 <sup>a</sup>	2,130 <sup>a</sup>	2,716 <sup>a</sup>	2,947 <sup>a</sup>	1,905 <sup>a</sup>	2,033 <sup>a</sup>
Island West	2,335 <sup>a</sup>	2,301 <sup>a</sup>	**	**	1,524 <sup>a</sup>	1,351 <sup>a</sup>	1,492 <sup>a</sup>	1,517 <sup>a</sup>	2,390 <sup>a</sup>	2,250 <sup>a</sup>	1,795 <sup>a</sup>	1,753 <sup>a</sup>
Island North	1,600 <sup>a</sup>	1,684 <sup>a</sup>	**	**	792 <sup>a</sup>	853 <sup>a</sup>	1,067 <sup>a</sup>	1,167 <sup>a</sup>	1,403 <sup>a</sup>	1,529 <sup>a</sup>	1,081 <sup>a</sup>	1,176 <sup>a</sup>
Island East	1,465 <sup>a</sup>	1,595 <sup>a</sup>	**	**	1,403 <sup>a</sup>	1,452 <sup>a</sup>	1,544 <sup>a</sup>	1,824 <sup>a</sup>	2,371 <sup>a</sup>	2,109 <sup>a</sup>	1,594 <sup>a</sup>	1,724 <sup>a</sup>
Vaudreuil-Soulanges	1,642 <sup>a</sup>	1,745 <sup>a</sup>	**	**	**	**	**	**	**	**	1,608 <sup>a</sup>	1,710 <sup>a</sup>
Laval-North Shore	1,469 <sup>a</sup>	1,548 <sup>a</sup>	**	1,947 <sup>a</sup>	1,157 <sup>a</sup>	1,163 <sup>a</sup>	1,375 <sup>a</sup>	1,413 <sup>a</sup>	1,898 <sup>a</sup>	1,906 <sup>a</sup>	1,502 <sup>a</sup>	1,532 <sup>a</sup>
Laval	1,682 <sup>a</sup>	1,859 <sup>a</sup>	**	**	1,151 <sup>a</sup>	1,180 <sup>a</sup>	1,383 <sup>a</sup>	1,421 <sup>a</sup>	2,001 <sup>a</sup>	1,953 <sup>a</sup>	1,563 <sup>a</sup>	1,577 <sup>a</sup>
North Shore	1,451 <sup>a</sup>	1,505 <sup>a</sup>	**	1,287 <sup>a</sup>	1,178 <sup>a</sup>	1,107 <sup>a</sup>	1,381 <sup>a</sup>	1,415 <sup>a</sup>	1,758 <sup>a</sup>	1,859 <sup>a</sup>	1,462 <sup>a</sup>	1,505 <sup>a</sup>
Saint-Jérôme	1,304 <sup>a</sup>	1,406 <sup>a</sup>	**	**	**	**	**	1,361 <sup>a</sup>	**	**	1,361 <sup>a</sup>	1,425 <sup>a</sup>
South Shore	1,594 <sup>a</sup>	1,682 <sup>a</sup>	**	**	1,443 <sup>a</sup>	1,371 <sup>a</sup>	1,474 <sup>a</sup>	1,545 <sup>a</sup>	1,934 <sup>a</sup>	2,043 <sup>a</sup>	1,571 <sup>a</sup>	1,644 <sup>a</sup>
South Shore Centre	1,607 <sup>a</sup>	1,765 <sup>a</sup>	**	**	1,604 <sup>a</sup>	1,254 <sup>a</sup>	1,505 <sup>a</sup>	1,543 <sup>a</sup>	2,002 <sup>a</sup>	2,163 <sup>a</sup>	1,635 <sup>a</sup>	1,695 <sup>a</sup>
South Shore East	1,648 <sup>a</sup>	1,652 <sup>a</sup>	**	**	1,307 <sup>a</sup>	1,429 <sup>a</sup>	1,515 <sup>a</sup>	1,625 <sup>a</sup>	1,974 <sup>a</sup>	1,977 <sup>a</sup>	1,565 <sup>a</sup>	1,643 <sup>a</sup>
South Shore West	1,464 <sup>a</sup>	1,527 <sup>a</sup>	**	**	1,430 <sup>a</sup>	**	1,169 <sup>a</sup>	1,225 <sup>a</sup>	1,429 <sup>a</sup>	1,594 <sup>a</sup>	1,364 <sup>a</sup>	1,426 <sup>a</sup>
Québec CMA	1,660 <sup>a</sup>	1,625 <sup>a</sup>	**	**	1,119 <sup>a</sup>	1,206 <sup>a</sup>	1,586 <sup>a</sup>	1,558 <sup>a</sup>	1,925 <sup>a</sup>	1,916 <sup>a</sup>	1,604 <sup>a</sup>	1,600 <sup>a</sup>
Centre North	1,755 <sup>a</sup>	1,758 <sup>a</sup>	**	**	1,035 <sup>a</sup>	1,114 <sup>a</sup>	1,630 <sup>a</sup>	1,550 <sup>a</sup>	2,052 <sup>a</sup>	2,006 <sup>a</sup>	1,633 <sup>a</sup>	1,613 <sup>a</sup>
Québec Basse-Ville	1,441 <sup>a</sup>	1,410 <sup>a</sup>	**	**	1,094 <sup>a</sup>	**	1,277 <sup>a</sup>	1,312 <sup>a</sup>	1,593 <sup>a</sup>	1,677 <sup>a</sup>	1,366 <sup>a</sup>	1,376 <sup>a</sup>
Québec Haute-Ville	1,886 <sup>a</sup>	2,042 <sup>a</sup>	**	**	737 <sup>a</sup>	682 <sup>a</sup>	1,925 <sup>a</sup>	1,492 <sup>a</sup>	2,147 <sup>a</sup>	1,924 <sup>a</sup>	1,656 <sup>a</sup>	1,484 <sup>a</sup>
Québec des Rivières	1,872 <sup>a</sup>	1,511 <sup>a</sup>	**	**	1,190 <sup>a</sup>	**	1,628 <sup>a</sup>	1,552 <sup>a</sup>	1,951 <sup>a</sup>	1,898 <sup>a</sup>	1,640 <sup>a</sup>	1,575 <sup>a</sup>
Ste-Foy, Sillery, Cap-Rouge, St-Aug.	2,127 <sup>a</sup>	2,328 <sup>a</sup>	**	**	1,263 <sup>a</sup>	1,516 <sup>a</sup>	1,661 <sup>a</sup>	1,739 <sup>a</sup>	2,270 <sup>a</sup>	2,299 <sup>a</sup>	1,793 <sup>a</sup>	1,914 <sup>a</sup>
Northern Suburbs	1,717 <sup>a</sup>	1,634 <sup>a</sup>	**	**	1,268 <sup>a</sup>	1,353 <sup>a</sup>	1,479 <sup>a</sup>	1,529 <sup>a</sup>	1,725 <sup>a</sup>	1,770 <sup>a</sup>	1,588 <sup>a</sup>	1,605 <sup>a</sup>
West	1,312 <sup>a</sup>	1,424 <sup>a</sup>	**	**	**	**	**	**	**	**	1,409 <sup>a</sup>	1,457 <sup>a</sup>
North	1,714 <sup>a</sup>	1,769 <sup>a</sup>	**	**	**	**	1,482 <sup>a</sup>	1,464 <sup>a</sup>	1,719 <sup>a</sup>	1,725 <sup>a</sup>	1,578 <sup>a</sup>	1,616 <sup>a</sup>
East	1,827 <sup>a</sup>	1,614 <sup>a</sup>	**	**	1,407 <sup>a</sup>	1,418 <sup>a</sup>	1,480 <sup>a</sup>	1,616 <sup>a</sup>	1,717 <sup>a</sup>	1,894 <sup>a</sup>	1,637 <sup>a</sup>	1,627 <sup>a</sup>
Québec South Shore	1,445 <sup>a</sup>	1,364 <sup>a</sup>	**	**	1,440 <sup>a</sup>	1,680 <sup>a</sup>	1,568 <sup>a</sup>	1,646 <sup>a</sup>	1,883 <sup>a</sup>	1,883 <sup>a</sup>	1,527 <sup>a</sup>	1,543 <sup>a</sup>
South Shore West	1,514 <sup>a</sup>	1,353 <sup>a</sup>	**	**	**	**	**	**	**	**	1,494 <sup>a</sup>	1,352 <sup>a</sup>
South Shore East	1,406 <sup>a</sup>	1,369 <sup>a</sup>	**	**	1,440 <sup>a</sup>	1,680 <sup>a</sup>	1,586 <sup>a</sup>	1,666 <sup>a</sup>	1,891 <sup>a</sup>	1,890 <sup>a</sup>	1,535 <sup>a</sup>	1,585 <sup>a</sup>
Saguenay CMA	1,178 <sup>a</sup>	1,139 <sup>a</sup>	**	**	1,026 <sup>a</sup>	1,180 <sup>a</sup>	1,445 <sup>a</sup>	1,555 <sup>a</sup>	1,849 <sup>a</sup>	1,960 <sup>a</sup>	1,323 <sup>a</sup>	1,372 <sup>a</sup>
Chicoutimi	1,255 <sup>a</sup>	1,268 <sup>a</sup>	**	**	**	**	1,464 <sup>a</sup>	**	**	**	1,427 <sup>a</sup>	1,468 <sup>a</sup>
Jonquière	1,055 <sup>a</sup>	998 <sup>a</sup>	**	**	993 <sup>a</sup>	1,172 <sup>a</sup>	1,436 <sup>a</sup>	1,517 <sup>a</sup>	1,769 <sup>a</sup>	1,933 <sup>a</sup>	1,234 <sup>a</sup>	1,307 <sup>a</sup>
La Baie	1,322 <sup>a</sup>	1,205 <sup>a</sup>	**	**	**	**	**	**	**	**	1,226 <sup>a</sup>	1,205 <sup>a</sup>
Sherbrooke CMA	1,189 <sup>a</sup>	1,277 <sup>a</sup>	**	**	1,240 <sup>a</sup>	1,318 <sup>a</sup>	1,371 <sup>a</sup>	1,396 <sup>a</sup>	1,526 <sup>a</sup>	1,598 <sup>a</sup>	1,298 <sup>a</sup>	1,363 <sup>a</sup>
Former City of Sherbrooke	1,221 <sup>a</sup>	1,302 <sup>a</sup>	**	**	1,242 <sup>a</sup>	1,309 <sup>a</sup>	1,381 <sup>a</sup>	1,401 <sup>a</sup>	1,501 <sup>a</sup>	1,572 <sup>a</sup>	1,327 <sup>a</sup>	1,382 <sup>a</sup>
East	1,220 <sup>a</sup>	1,381 <sup>a</sup>	**	**	**	**	**	**	**	**	1,291 <sup>a</sup>	1,361 <sup>a</sup>
North	1,359 <sup>a</sup>	**	**	**	1,115 <sup>a</sup>	1,231 <sup>a</sup>	1,385 <sup>a</sup>	1,426 <sup>a</sup>	1,770 <sup>a</sup>	1,801 <sup>a</sup>	1,395 <sup>a</sup>	1,433 <sup>a</sup>
West	1,256 <sup>a</sup>	1,252 <sup>a</sup>	**	**	**	**	**	**	**	**	1,243 <sup>a</sup>	1,234 <sup>a</sup>
Centre	**	1,221 <sup>a</sup>	**	**	**	1,458 <sup>a</sup>	**	**	**	**	**	1,382 <sup>a</sup>
Magog	1,163 <sup>a</sup>	1,303 <sup>a</sup>	**	**	**	1,259 <sup>a</sup>	**	**	**	**	1,215 <sup>a</sup>	1,337 <sup>a</sup>
Surrounding Area	1,148 <sup>a</sup>	1,184 <sup>a</sup>	**	**	**	**	1,442 <sup>a</sup>	1,454 <sup>a</sup>	**	**	1,263 <sup>a</sup>	1,305 <sup>a</sup>
Trois-Rivières CMA	1,294 <sup>a</sup>	1,349 <sup>a</sup>	**	**	1,263 <sup>a</sup>	1,187 <sup>a</sup>	1,544 <sup>a</sup>	1,513 <sup>a</sup>	1,734 <sup>a</sup>	1,762 <sup>a</sup>	1,415 <sup>a</sup>	1,431 <sup>a</sup>
Trois-Rivières Centre	1,405 <sup>a</sup>	1,384 <sup>a</sup>	**	**	1,280 <sup>a</sup>	1,209 <sup>a</sup>	1,601 <sup>a</sup>	1,560 <sup>a</sup>	1,774 <sup>a</sup>	1,788 <sup>a</sup>	1,481 <sup>a</sup>	1,474 <sup>a</sup>
Trois-Rivières	1,191 <sup>a</sup>	1,285 <sup>a</sup>	**	**	1,419 <sup>a</sup>	1,190 <sup>a</sup>	1,742 <sup>a</sup>	1,599 <sup>a</sup>	1,804 <sup>a</sup>	1,814 <sup>a</sup>	1,582 <sup>a</sup>	1,527 <sup>a</sup>
Trois-Rivières-Ouest	1,629 <sup>a</sup>	1,652 <sup>a</sup>	**	**	**	**	**	1,564 <sup>a</sup>	**	**	1,477 <sup>a</sup>	1,481 <sup>a</sup>
Cap-de-la-Madeleine	1,078 <sup>a</sup>	1,099 <sup>a</sup>	**	**	1,179 <sup>a</sup>	**	1,424 <sup>a</sup>	1,486 <sup>a</sup>	1,711 <sup>a</sup>	1,735 <sup>a</sup>	1,327 <sup>a</sup>	1,380 <sup>a</sup>
Surrounding Area	1,049 <sup>a</sup>	1,270 <sup>a</sup>	**	**	**	**	1,157 <sup>a</sup>	**	**	**	1,099 <sup>a</sup>	1,191 <sup>a</sup>

continued

The following letter codes are used to indicate the reliability of the estimates:

a – Excellent, b – Very good, c – Good, d – Fair (Use with Caution)

\*\* Suppressed to protect confidentiality

++ Not statistically reliable

-- No units exist in universe for this category

### 3.1 Average Rent (\$) of Standard Spaces by Unit Type Quebec

Centre	Private Rooms		Semi-Private Rooms		Bachelor		One-Bedroom		Two-Bedroom		Total	
	2012	2013	2012	2013	2012	2013	2012	2013	2012	2013	2012	2013
Abitibi-Témiscamingue	1,417 <sup>a</sup>	1,391 <sup>a</sup>	**	**	**	**	1,787 <sup>a</sup>	**	**	**	1,507 <sup>a</sup>	1,495 <sup>a</sup>
Amos CA	**	**	**	**	**	**	**	**	**	**	**	**
Rouyn-Noranda CA	**	**	**	**	**	**	**	**	**	**	1,694 <sup>a</sup>	**
Val-d'Or CA	1,517 <sup>a</sup>	1,263 <sup>a</sup>	**	**	**	**	**	**	**	**	1,517 <sup>a</sup>	1,263 <sup>a</sup>
Abitibi-Témiscamingue Rural	1,251 <sup>a</sup>	1,342 <sup>a</sup>	**	**	**	**	**	**	**	**	1,279 <sup>a</sup>	1,366 <sup>a</sup>
Bas-Saint-Laurent	1,226 <sup>a</sup>	1,339 <sup>a</sup>	**	**	1,305 <sup>a</sup>	1,016 <sup>a</sup>	1,337 <sup>a</sup>	1,310 <sup>a</sup>	1,440 <sup>a</sup>	1,464 <sup>a</sup>	1,260 <sup>a</sup>	1,327 <sup>a</sup>
Matane CA	**	**	**	**	**	**	**	**	**	**	**	**
Rimouski CA	1,104 <sup>a</sup>	1,294 <sup>a</sup>	**	**	**	**	**	**	**	**	1,117 <sup>a</sup>	1,219 <sup>a</sup>
Rivière-du-Loup CA	1,346 <sup>a</sup>	1,427 <sup>a</sup>	**	**	1,481 <sup>a</sup>	**	1,496 <sup>a</sup>	**	**	**	1,418 <sup>a</sup>	1,453 <sup>a</sup>
Bas-Saint-Laurent Rural	1,249 <sup>a</sup>	1,326 <sup>a</sup>	**	**	**	1,162 <sup>a</sup>	1,386 <sup>a</sup>	1,386 <sup>a</sup>	**	1,633 <sup>a</sup>	1,275 <sup>a</sup>	1,336 <sup>a</sup>
Capitale-Nationale Rural	1,113 <sup>a</sup>	1,230 <sup>a</sup>	**	**	**	1,415 <sup>a</sup>	1,579 <sup>a</sup>	1,687 <sup>a</sup>	2,028 <sup>a</sup>	1,919 <sup>a</sup>	1,438 <sup>a</sup>	1,593 <sup>a</sup>
Centre-du-Québec	1,104 <sup>a</sup>	1,204 <sup>a</sup>	**	**	1,193 <sup>a</sup>	1,271 <sup>a</sup>	1,354 <sup>a</sup>	1,386 <sup>a</sup>	1,646 <sup>a</sup>	1,682 <sup>a</sup>	1,246 <sup>a</sup>	1,313 <sup>a</sup>
Drummondville CA	1,070 <sup>a</sup>	1,215 <sup>a</sup>	**	**	1,171 <sup>a</sup>	**	1,363 <sup>a</sup>	1,345 <sup>a</sup>	1,766 <sup>a</sup>	1,754 <sup>a</sup>	1,280 <sup>a</sup>	1,328 <sup>a</sup>
Victoriaville CA	1,181 <sup>a</sup>	1,184 <sup>a</sup>	**	**	1,328 <sup>a</sup>	1,360 <sup>a</sup>	1,305 <sup>a</sup>	1,475 <sup>a</sup>	1,276 <sup>a</sup>	**	1,241 <sup>a</sup>	1,318 <sup>a</sup>
Centre-du-Québec Rural	1,040 <sup>a</sup>	1,204 <sup>a</sup>	**	**	986 <sup>a</sup>	1,237 <sup>a</sup>	1,419 <sup>a</sup>	1,407 <sup>a</sup>	1,947 <sup>a</sup>	1,716 <sup>a</sup>	1,164 <sup>a</sup>	1,273 <sup>a</sup>
Chaudière-Appalaches	1,192 <sup>a</sup>	1,227 <sup>a</sup>	**	**	1,198 <sup>a</sup>	1,269 <sup>a</sup>	1,457 <sup>a</sup>	1,539 <sup>a</sup>	1,546 <sup>a</sup>	1,810 <sup>a</sup>	1,276 <sup>a</sup>	1,344 <sup>a</sup>
Saint-Georges CA	**	**	**	**	1,155 <sup>a</sup>	1,289 <sup>a</sup>	1,450 <sup>a</sup>	1,514 <sup>a</sup>	**	1,865 <sup>a</sup>	1,383 <sup>a</sup>	1,464 <sup>a</sup>
Thetford Mines CA	1,209 <sup>a</sup>	1,229 <sup>a</sup>	**	**	**	**	1,412 <sup>a</sup>	1,377 <sup>a</sup>	**	**	1,254 <sup>a</sup>	1,266 <sup>a</sup>
Montmagny	1,422 <sup>a</sup>	1,362 <sup>a</sup>	**	**	**	**	**	**	**	**	1,480 <sup>a</sup>	1,356 <sup>a</sup>
Sainte-Marie	**	**	**	**	**	**	**	**	**	**	**	1,859 <sup>a</sup>
Chaudière-Appalaches Rural	1,167 <sup>a</sup>	1,213 <sup>a</sup>	**	**	1,131 <sup>a</sup>	1,145 <sup>a</sup>	1,242 <sup>a</sup>	1,365 <sup>a</sup>	1,184 <sup>a</sup>	1,573 <sup>a</sup>	1,170 <sup>a</sup>	1,226 <sup>a</sup>
Côte-Nord	**	**	**	**	**	**	1,679 <sup>a</sup>	2,111 <sup>a</sup>	2,140 <sup>a</sup>	2,138 <sup>a</sup>	1,601 <sup>a</sup>	1,816 <sup>a</sup>
Baie-Comeau CA	**	**	**	**	**	**	**	**	**	**	**	**
Sept-Iles CA	**	**	**	**	**	**	**	**	**	**	**	**
Côte-Nord Rural	**	**	**	**	**	**	**	**	**	**	**	**
Estrie Rural	1,248 <sup>a</sup>	1,269 <sup>a</sup>	**	**	1,412 <sup>a</sup>	1,410 <sup>a</sup>	1,416 <sup>a</sup>	1,483 <sup>a</sup>	1,511 <sup>a</sup>	1,622 <sup>a</sup>	1,302 <sup>a</sup>	1,356 <sup>a</sup>
Gaspésie-Îles-de-la-Madeleine	1,333 <sup>a</sup>	1,302 <sup>a</sup>	**	**	**	**	1,469 <sup>a</sup>	**	**	**	1,352 <sup>a</sup>	1,313 <sup>a</sup>
Gaspé	**	**	**	**	**	**	**	**	**	**	**	**
Îles de la Madeleine	**	1,188 <sup>a</sup>	**	**	**	**	**	**	**	**	**	1,188 <sup>a</sup>
Gaspésie-Îles-de-la-Madeleine Rural	1,427 <sup>a</sup>	1,227 <sup>a</sup>	**	**	**	**	**	**	**	**	1,425 <sup>a</sup>	1,234 <sup>a</sup>
Lanaudière	1,216 <sup>a</sup>	1,283 <sup>a</sup>	**	**	1,290 <sup>a</sup>	1,229 <sup>a</sup>	1,351 <sup>a</sup>	1,268 <sup>a</sup>	1,573 <sup>a</sup>	1,535 <sup>a</sup>	1,322 <sup>a</sup>	1,301 <sup>a</sup>
Joliette CA	1,249 <sup>a</sup>	1,379 <sup>a</sup>	**	**	1,287 <sup>a</sup>	**	1,323 <sup>a</sup>	1,241 <sup>a</sup>	1,486 <sup>a</sup>	1,445 <sup>a</sup>	1,328 <sup>a</sup>	1,299 <sup>a</sup>
Rawdon	1,277 <sup>a</sup>	**	**	**	**	**	**	**	**	**	1,299 <sup>a</sup>	**
Saint-Lin-des-Laurentides	**	**	**	**	**	**	**	**	**	**	**	**
Lanaudière Rural	1,193 <sup>a</sup>	1,210 <sup>a</sup>	**	**	**	**	1,527 <sup>a</sup>	1,706 <sup>a</sup>	1,999 <sup>a</sup>	2,050 <sup>a</sup>	1,357 <sup>a</sup>	1,372 <sup>a</sup>
Laurentides	1,432 <sup>a</sup>	1,426 <sup>a</sup>	**	**	1,304 <sup>a</sup>	1,106 <sup>a</sup>	1,312 <sup>a</sup>	1,311 <sup>a</sup>	1,948 <sup>a</sup>	1,870 <sup>a</sup>	1,431 <sup>a</sup>	1,423 <sup>a</sup>
Lachute CA	**	**	**	**	**	**	**	**	**	**	**	**
Mont-Laurier	1,118 <sup>a</sup>	1,265 <sup>a</sup>	**	**	**	**	1,367 <sup>a</sup>	**	**	**	1,379 <sup>a</sup>	1,371 <sup>a</sup>
Prévost	**	**	**	**	**	**	**	**	**	**	**	**
Sainte-Adèle	**	**	**	**	**	**	**	**	**	**	**	**
Sainte-Sophie	**	**	**	**	**	**	**	**	**	**	**	**
Sainte-Agathe-des-Monts	**	**	**	**	**	**	**	**	**	**	**	**
Laurentides Rural	1,392 <sup>a</sup>	1,456 <sup>a</sup>	**	**	**	**	**	**	**	**	1,394 <sup>a</sup>	1,444 <sup>a</sup>
Mauricie	1,212 <sup>a</sup>	1,282 <sup>a</sup>	**	**	1,062 <sup>a</sup>	**	1,241 <sup>a</sup>	1,356 <sup>a</sup>	1,821 <sup>a</sup>	2,011 <sup>a</sup>	1,223 <sup>a</sup>	1,313 <sup>a</sup>
La Tuque	**	**	**	**	**	**	**	**	**	**	**	**
Shawinigan CA	1,276 <sup>a</sup>	1,352 <sup>a</sup>	**	**	**	**	1,206 <sup>a</sup>	1,372 <sup>a</sup>	**	**	1,265 <sup>a</sup>	1,377 <sup>a</sup>
Mauricie Rural	1,098 <sup>a</sup>	1,168 <sup>a</sup>	**	**	**	**	1,425 <sup>a</sup>	1,381 <sup>a</sup>	**	**	1,148 <sup>a</sup>	1,193 <sup>a</sup>
Montréal	1,441 <sup>a</sup>	1,464 <sup>a</sup>	**	**	1,408 <sup>a</sup>	1,432 <sup>a</sup>	1,401 <sup>a</sup>	1,475 <sup>a</sup>	1,642 <sup>a</sup>	1,659 <sup>a</sup>	1,447 <sup>a</sup>	1,480 <sup>a</sup>
Cowansville CA	**	**	**	**	**	**	**	**	**	**	**	**
Granby CA	1,488 <sup>a</sup>	1,336 <sup>a</sup>	**	**	**	**	1,416 <sup>a</sup>	1,480 <sup>a</sup>	**	**	1,484 <sup>a</sup>	1,475 <sup>a</sup>
Saint-Hyacinthe CA	1,389 <sup>a</sup>	1,504 <sup>a</sup>	**	**	**	**	1,457 <sup>a</sup>	**	**	**	1,465 <sup>a</sup>	1,468 <sup>a</sup>
Saint-Jean-sur-Richelieu CA	1,460 <sup>a</sup>	1,494 <sup>a</sup>	**	**	**	**	1,264 <sup>a</sup>	1,538 <sup>a</sup>	1,394 <sup>a</sup>	1,631 <sup>a</sup>	1,362 <sup>a</sup>	1,490 <sup>a</sup>
Salaberry-de-Valleyfield CA	1,646 <sup>a</sup>	1,670 <sup>a</sup>	**	**	**	**	**	**	**	**	1,615 <sup>a</sup>	1,633 <sup>a</sup>
Sorel-Tracy CA	1,530 <sup>a</sup>	1,574 <sup>a</sup>	**	**	**	**	**	**	**	**	1,564 <sup>a</sup>	1,611 <sup>a</sup>
Mariville	**	**	**	**	**	**	**	**	**	**	**	**
Montréal Rural	1,317 <sup>a</sup>	1,333 <sup>a</sup>	**	**	1,396 <sup>a</sup>	1,315 <sup>a</sup>	1,310 <sup>a</sup>	1,343 <sup>a</sup>	1,518 <sup>a</sup>	1,521 <sup>a</sup>	1,330 <sup>a</sup>	1,339 <sup>a</sup>

continued

The following letter codes are used to indicate the reliability of the estimates:

a – Excellent, b – Very good, c – Good, d – Fair (Use with Caution)

\*\* Suppressed to protect confidentiality

++ Not statistically reliable

-- No units exist in universe for this category

3.1 Average Rent (\$) of Standard Spaces by Unit Type Quebec												
Centre	Private Rooms		Semi-Private Rooms		Bachelor		One-Bedroom		Two-Bedroom		Total	
	2012	2013	2012	2013	2012	2013	2012	2013	2012	2013	2012	2013
Nord-du-Québec Rural	**	**	**	**	**	**	**	**	**	**	**	**
Outaouais Rural	1,194 <sup>a</sup>	1,289 <sup>a</sup>	**	**	**	**	**	**	**	**	1,345 <sup>a</sup>	1,409 <sup>a</sup>
Saguenay-Lac-Saint-Jean	1,252 <sup>a</sup>	1,271 <sup>a</sup>	**	**	1,030 <sup>a</sup>	1,157 <sup>a</sup>	1,389 <sup>a</sup>	1,379 <sup>a</sup>	1,647 <sup>a</sup>	1,826 <sup>a</sup>	1,275 <sup>a</sup>	1,312 <sup>a</sup>
Alma CA	1,275 <sup>a</sup>	1,280 <sup>a</sup>	**	**	**	**	**	**	**	**	1,348 <sup>a</sup>	1,339 <sup>a</sup>
Dolbeau-Mistassini CA	1,233 <sup>a</sup>	1,232 <sup>a</sup>	**	**	879 <sup>a</sup>	**	1,379 <sup>a</sup>	1,401 <sup>a</sup>	**	**	1,195 <sup>a</sup>	1,273 <sup>a</sup>
Roberval	**	**	**	**	**	**	**	**	**	**	**	**
Saint-Félicien	**	**	**	**	**	**	**	**	**	**	**	**
Saguenay-Lac-Saint-Jean Rural	1,017 <sup>a</sup>	1,064 <sup>a</sup>	**	**	**	**	**	**	**	**	998 <sup>a</sup>	1,078 <sup>a</sup>
Province of Quebec	1,419 <sup>a</sup>	1,461 <sup>a</sup>	2,032 <sup>a</sup>	1,567 <sup>a</sup>	1,263 <sup>a</sup>	1,278 <sup>a</sup>	1,457 <sup>a</sup>	1,519 <sup>a</sup>	1,902 <sup>a</sup>	1,922 <sup>a</sup>	1,475 <sup>a</sup>	1,520 <sup>a</sup>

The following units are excluded from the table above: non-market/subsidy units; respite units; and, units where an extra charge is paid for Heavy-care (1½ hours or more of care).

The following letter codes are used to indicate the reliability of the estimates:

a – Excellent, b – Very good, c – Good, d – Fair (Use with Caution)

\*\* Suppressed to protect confidentiality    ++ Not statistically reliable    -- No units exist in universe for this category

### O.I.I.I Vacancy Rates (%) of Standard Apartment Spaces by Unit Type Quebec

Centre	Bachelor		One-Bedroom		Two-Bedroom		Total	
	2012	2013	2012	2013	2012	2013	2012	2013
Gatineau CMA	23.8 a	**	19.6 a	16.8 a	14.4 a	9.4 b	19.4 a	14.7 a
Gatineau East	8.9 a	**	23.1 a	20.5 a	18.6 a	12.3 c	18.4 a	15.8 a
Gatineau West	46.9 a	**	15.3 a	12.4 c	3.0 b	**	21.0 a	13.1 a
Surrounding Area	**	**	**	**	**	**	**	**
Montréal CMA	11.7 a	13.1 a	5.9 a	6.3 a	4.5 a	4.5 a	6.9 a	7.3 a
Island of Montréal	13.1 a	14.6 a	7.2 a	8.5 a	5.6 a	5.7 a	8.4 a	9.4 a
Island Centre	14.0 a	16.5 a	10.6 a	11.8 a	9.8 a	10.7 a	11.4 a	12.9 a
Island West	17.4 a	18.0 a	9.5 a	9.8 a	7.5 a	7.7 a	10.7 a	10.8 a
Island North	15.7 a	17.0 a	5.5 a	8.9 a	2.5 a	3.3 b	7.6 a	10.0 a
Island East	5.6 a	6.3 a	2.5 a	2.4 a	2.8 a	1.1 a	3.6 a	3.3 a
Vaudreuil-Soulanges	**	**	**	**	**	**	**	**
Laval-North Shore	9.5 a	12.9 a	4.7 a	3.7 a	2.6 a	3.3 a	4.8 a	5.0 a
Laval	10.7 a	15.2 a	5.1 a	4.9 a	2.5 a	2.9 a	5.4 a	6.4 a
North Shore	6.8 a	5.9 a	3.6 a	1.0 a	2.9 a	3.3 a	3.8 a	2.1 a
Saint-Jérôme	**	**	**	8.3 a	**	**	**	7.6 a
South Shore	10.1 a	8.4 a	3.2 a	3.8 a	5.8 a	4.8 a	5.8 a	4.9 a
South Shore Centre	12.8 a	14.1 a	2.6 a	3.9 a	7.6 a	6.7 a	6.3 a	5.9 a
South Shore East	9.3 a	6.6 a	4.7 a	4.4 a	5.1 a	3.2 a	6.4 a	4.8 a
South Shore West	2.1 a	**	0.8 a	0.4 a	**	**	1.0 a	0.2 a
Québec CMA	5.7 a	7.3 a	4.0 a	5.7 a	5.5 a	3.1 a	4.6 a	5.4 a
Centre North	6.8 a	7.9 a	4.4 a	5.5 a	5.5 a	3.6 a	5.0 a	5.6 a
Québec Basse-Ville	0.0 a	**	4.2 a	6.9 a	3.6 a	4.1 a	3.8 a	6.3 a
Québec Haute-Ville	6.0 a	9.2 a	4.1 a	9.0 a	3.3 a	5.9 a	4.6 a	8.7 a
Québec des Rivières	10.8 a	**	4.5 a	2.9 a	8.1 a	1.0 a	6.7 a	3.1 b
Ste-Foy, Sillery, Cap-Rouge, St-Aug.	4.5 a	8.7 a	4.5 a	4.3 a	4.9 a	4.6 a	4.6 a	5.0 a
Northern Suburbs	4.0 a	7.7 a	3.8 a	5.9 a	2.1 a	2.1 a	3.3 a	5.0 a
West	**	**	**	**	**	**	**	**
North	**	**	2.8 a	7.4 a	2.7 a	1.7 a	2.9 a	5.3 a
East	4.4 a	6.5 a	4.3 a	5.8 a	0.6 a	3.5 a	3.7 a	5.5 a
Québec South Shore	0.8 a	2.6 b	2.5 a	6.3 a	17.1 a	3.1 b	5.2 a	5.2 a
South Shore West	**	**	**	**	**	**	**	**
South Shore East	0.8 a	2.6 b	2.5 a	6.7 a	17.4 a	3.2 b	5.4 a	5.4 a
Saguenay CMA	19.6 a	15.8 a	21.4 a	12.0 a	10.6 a	12.7 a	19.3 a	13.2 a
Chicoutimi	**	**	24.1 a	**	**	**	20.1 a	**
Jonquière	25.3 a	15.1 a	18.7 a	16.4 a	10.9 a	12.4 a	20.0 a	15.4 a
La Baie	**	**	**	**	**	**	**	**
Sherbrooke CMA	14.2 a	11.2 a	7.5 a	5.5 a	4.4 a	13.8 a	8.5 a	8.7 a
Former City of Sherbrooke	11.8 a	15.0 a	6.2 a	6.1 a	4.6 a	16.2 a	7.2 a	10.7 a
East	**	**	**	**	**	**	**	**
North	15.0 a	12.2 a	8.3 a	6.6 a	4.7 a	4.6 a	9.0 a	7.4 a
West	**	**	**	**	**	**	**	**
Centre	**	1.5 a	**	**	**	**	**	4.3 a
Magog	**	0.0 a	**	**	**	**	1.2 a	0.4 a
Surrounding Area	**	**	26.2 a	8.2 a	**	**	27.6 a	4.4 a
Trois-Rivières CMA	12.6 a	16.6 a	13.9 a	16.0 a	20.0 a	19.2 a	14.2 a	16.7 a
Trois-Rivières Centre	11.8 a	16.5 a	13.4 a	17.0 a	21.1 a	20.2 a	13.9 a	17.4 a
Trois-Rivières	20.8 a	35.3 a	19.6 a	25.3 a	26.5 a	21.8 a	21.1 a	26.3 a
Trois-Rivières-Ouest	**	**	**	15.6 a	**	**	12.5 a	14.3 a
Cap-de-la-Madeleine	4.6 a	**	2.5 a	1.9 c	3.0 a	**	3.2 a	2.9 b
Surrounding Area	**	**	17.1 a	**	**	**	17.3 a	**

continued

The following letter codes are used to indicate the reliability of the estimates:

a – Excellent, b – Very good, c – Good, d – Fair (Use with Caution)

\*\* Suppressed to protect confidentiality

++ Not statistically reliable

-- No units exist in universe for this category

### O1.1.1 Vacancy Rates (%) of Standard Apartment Spaces by Unit Type Quebec

Centre	Bachelor		One-Bedroom		Two-Bedroom		Total	
	2012	2013	2012	2013	2012	2013	2012	2013
Abitibi-Témiscamingue	**	**	0.0 a	**	**	**	0.0 a	16.2 a
Amos CA	**	**	**	**	**	**	**	**
Rouyn-Noranda CA	**	**	**	**	**	**	**	**
Val-d'Or CA	**	**	**	**	**	**	**	**
Abitibi-Témiscamingue Rural	**	**	**	**	**	**	**	**
Bas-Saint-Laurent	2.1 a	22.0 a	5.3 a	3.6 a	0.0 a	1.7 a	4.1 a	4.8 a
Matane CA	**	**	**	**	**	**	**	**
Rimouski CA	**	**	**	**	**	**	**	**
Rivière-du-Loup CA	1.6 a	**	1.4 a	**	**	**	1.4 a	**
Bas-Saint-Laurent Rural	3.9 a	15.0 a	13.9 a	6.5 a	**	0.0 a	10.7 a	6.1 a
Capitale-Nationale Rural	0.0 a	6.7 c	2.2 a	5.2 b	23.4 a	17.0 a	8.8 a	10.0 a
Centre-du-Québec	7.6 a	9.1 a	3.3 a	6.9 a	9.4 a	10.9 a	5.9 a	8.3 a
Drummondville CA	9.4 a	**	2.2 a	3.5 a	15.2 a	16.0 a	7.2 a	7.7 a
Victoriaville CA	0.6 a	6.3 a	4.7 a	16.7 a	1.9 a	4.2 a	2.9 a	10.4 a
Centre-du-Québec Rural	13.4 a	11.4 a	4.4 a	2.9 a	0.0 a	0.0 a	7.4 a	6.4 a
Chaudière-Appalaches	3.0 a	2.9 a	2.5 a	3.1 a	3.3 a	3.7 a	2.8 a	3.1 a
Saint-Georges CA	2.8 a	2.5 a	2.6 a	1.9 a	**	5.5 a	3.0 a	2.5 a
Thetford Mines CA	**	**	2.0 a	7.1 a	**	**	1.2 a	4.5 a
Montmagny	**	**	**	**	**	**	**	**
Sainte-Marie	**	**	**	**	**	**	**	**
Chaudière-Appalaches Rural	8.5 a	5.6 b	7.6 a	1.4 a	6.7 b	4.2 d	7.8 a	3.2 b
Côte-Nord	**	**	1.4 a	0.4 a	1.4 a	1.5 a	1.6 a	0.6 a
Baie-Comeau CA	**	**	**	**	**	**	**	**
Sept-Îles CA	**	**	**	**	**	**	**	**
Côte-Nord Rural	**	**	**	**	**	**	**	**
Estrie Rural	15.4 d	26.5 a	11.2 a	11.1 a	7.7 b	4.3 a	11.0 a	13.7 a
Gaspésie-Îles-de-la-Madeleine	**	**	6.7 a	**	**	**	6.3 a	**
Gaspé	**	**	**	**	**	**	**	**
Îles de la Madeleine	**	**	**	**	**	**	**	**
Gaspésie-Îles-de-la-Madeleine Rural	**	**	**	**	**	**	**	**
Lanaudière	3.3 a	7.9 c	8.1 a	4.5 b	5.1 a	1.5 c	6.7 a	4.5 b
Joliette CA	1.9 a	**	8.3 a	3.1 c	3.8 a	0.6 b	6.1 a	3.8 b
Rawdon	**	**	**	**	**	**	**	**
Saint-Lin-des-Laurentides	**	**	**	**	**	**	**	**
Lanaudière Rural	**	**	6.7 b	5.2 d	8.7 b	**	8.1 a	5.3 c
Laurentides	**	**	8.9 a	6.6 b	4.9 a	8.6 a	7.0 a	8.7 a
Lachute CA	**	**	**	**	**	**	**	**
Mont-Laurier	**	**	4.9 a	**	**	**	5.3 a	**
Prévost	**	**	**	**	**	**	**	**
Sainte-Adèle	**	**	**	**	**	**	**	**
Sainte-Sophie	**	**	**	**	**	**	**	**
Sainte-Agathe-des-Monts	**	**	**	**	**	**	**	**
Laurentides Rural	**	**	**	**	**	**	**	**
Mauricie	8.9 b	**	10.0 a	4.6 b	2.0 a	10.7 c	9.0 a	5.9 a
La Tuque CA	**	**	**	**	**	**	**	**
Shawinigan CA	**	**	6.1 b	3.1 b	**	**	6.1 b	4.3 b
Mauricie Rural	**	**	34.5 a	18.2 d	**	**	29.2 a	19.6 d

continued

The following letter codes are used to indicate the reliability of the estimates:

a – Excellent, b – Very good, c – Good, d – Fair (Use with Caution)

\*\* Suppressed to protect confidentiality    ++ Not statistically reliable    -- No units exist in universe for this category

### O1.1.1 Vacancy Rates (%) of Standard Apartment Spaces by Unit Type Quebec

Centre	Bachelor		One-Bedroom		Two-Bedroom		Total	
	2012	2013	2012	2013	2012	2013	2012	2013
Montréal	12.1 a	10.4 a	7.3 a	6.9 a	9.8 a	7.1 a	9.1 a	7.9 a
Cowansville CA	**	**	**	**	**	**	**	**
Granby CA	**	**	1.3 a	3.2 c	**	**	2.6 b	5.6 b
Saint-Hyacinthe CA	**	**	16.8 a	**	**	**	18.3 a	**
Saint-Jean-sur-Richelieu CA	**	**	1.4 a	3.1 c	1.0 a	2.7 c	1.3 a	5.3 b
Salaberry-de-Valleyfield CA	**	**	**	**	**	**	**	**
Sorel-Tracy CA	**	**	**	**	**	**	**	**
Marieville	**	**	**	**	**	**	**	**
Montréal Rural	14.2 a	10.5 a	8.6 a	8.1 a	3.1 b	**	9.6 a	7.8 a
Nord-du-Québec Rural	**	**	**	**	**	**	**	**
Outaouais Rural	**	**	**	**	**	**	**	**
Saguenay-Lac-Saint-Jean	2.1 a	8.6 a	10.9 a	7.8 a	16.7 a	6.9 a	9.0 a	7.9 a
Alma CA	**	**	**	**	**	**	9.5 a	**
Dolbeau-Mistassini CA	2.3 a	**	1.0 a	0.0 a	**	**	3.0 a	4.8 a
Roberval	**	**	**	**	**	**	**	**
Saint-Félicien	**	**	**	**	**	**	**	**
Saguenay-Lac-Saint-Jean Rural	**	**	**	**	**	**	**	**
<b>Province of Quebec</b>	<b>10.9 a</b>	<b>12.1 a</b>	<b>7.0 a</b>	<b>6.9 a</b>	<b>6.1 a</b>	<b>6.1 a</b>	<b>7.7 a</b>	<b>7.8 a</b>

The following letter codes are used to indicate the reliability of the estimates:

a – Excellent, b – Very good, c – Good, d – Fair (Use with Caution)

\*\* Suppressed to protect confidentiality    ++ Not statistically reliable    -- No units exist in universe for this category

### O1.1.2 Vacancy Rates (%) of Standard Room Spaces by Unit Type Quebec

Centre	Private Rooms		Semi-Private Rooms		Total	
	2012	2013	2012	2013	2012	2013
Gatineau CMA	11.0 <sup>a</sup>	8.0 <sup>a</sup>	**	**	11.0 <sup>a</sup>	8.2 <sup>a</sup>
Gatineau East	8.1 <sup>a</sup>	5.5 <sup>b</sup>	**	**	8.1 <sup>a</sup>	6.0 <sup>b</sup>
Gatineau West	12.2 <sup>a</sup>	11.7 <sup>c</sup>	**	**	12.2 <sup>a</sup>	11.7 <sup>c</sup>
Surrounding Area	**	**	**	**	**	**
Montréal CMA	11.2 <sup>a</sup>	11.3 <sup>a</sup>	11.4 <sup>a</sup>	20.6 <sup>a</sup>	11.2 <sup>a</sup>	11.8 <sup>a</sup>
Island of Montréal	13.2 <sup>a</sup>	15.0 <sup>a</sup>	8.5 <sup>b</sup>	43.8 <sup>a</sup>	13.0 <sup>a</sup>	15.6 <sup>a</sup>
Island Centre	10.8 <sup>a</sup>	15.3 <sup>a</sup>	4.3 <sup>c</sup>	**	10.5 <sup>a</sup>	15.9 <sup>a</sup>
Island West	11.7 <sup>a</sup>	14.4 <sup>a</sup>	**	**	12.0 <sup>a</sup>	14.4 <sup>a</sup>
Island North	13.3 <sup>a</sup>	14.9 <sup>c</sup>	**	**	13.3 <sup>a</sup>	19.0 <sup>d</sup>
Island East	18.2 <sup>a</sup>	15.1 <sup>a</sup>	**	**	18.2 <sup>a</sup>	15.1 <sup>a</sup>
Vaudreuil-Soulanges	22.8 <sup>a</sup>	13.8 <sup>a</sup>	**	**	22.8 <sup>a</sup>	13.8 <sup>a</sup>
Laval-North Shore	9.1 <sup>a</sup>	7.4 <sup>a</sup>	**	14.9 <sup>a</sup>	9.1 <sup>a</sup>	8.2 <sup>a</sup>
Laval	9.2 <sup>a</sup>	7.0 <sup>b</sup>	**	**	8.3 <sup>a</sup>	10.8 <sup>a</sup>
North Shore	8.8 <sup>a</sup>	7.9 <sup>a</sup>	**	**	9.3 <sup>a</sup>	7.5 <sup>a</sup>
Saint-Jérôme	9.7 <sup>a</sup>	6.0 <sup>a</sup>	**	**	9.7 <sup>a</sup>	7.0 <sup>a</sup>
South Shore	9.5 <sup>a</sup>	9.7 <sup>a</sup>	**	**	9.8 <sup>a</sup>	9.8 <sup>a</sup>
South Shore Centre	13.4 <sup>a</sup>	14.8 <sup>a</sup>	**	**	14.0 <sup>a</sup>	14.9 <sup>a</sup>
South Shore East	9.5 <sup>a</sup>	6.3 <sup>a</sup>	**	**	9.5 <sup>a</sup>	6.3 <sup>a</sup>
South Shore West	4.0 <sup>a</sup>	3.3 <sup>a</sup>	**	**	4.0 <sup>a</sup>	3.3 <sup>a</sup>
Québec CMA	6.6 <sup>a</sup>	8.4 <sup>a</sup>	**	**	6.6 <sup>a</sup>	8.4 <sup>a</sup>
Centre North	6.2 <sup>a</sup>	8.7 <sup>a</sup>	**	**	6.2 <sup>a</sup>	8.7 <sup>a</sup>
Québec Basse-Ville	3.6 <sup>a</sup>	5.2 <sup>a</sup>	**	**	3.6 <sup>a</sup>	5.2 <sup>a</sup>
Québec Haute-Ville	11.1 <sup>a</sup>	13.9 <sup>a</sup>	**	**	11.1 <sup>a</sup>	13.9 <sup>a</sup>
Québec des Rivières	5.9 <sup>a</sup>	10.6 <sup>a</sup>	**	**	5.9 <sup>a</sup>	10.6 <sup>a</sup>
Ste-Foy, Sillery, Cap-Rouge, St-Aug.	5.8 <sup>a</sup>	7.7 <sup>a</sup>	**	**	5.7 <sup>a</sup>	7.6 <sup>a</sup>
Northern Suburbs	7.6 <sup>a</sup>	10.2 <sup>a</sup>	**	**	7.6 <sup>a</sup>	10.2 <sup>a</sup>
West	15.4 <sup>a</sup>	11.2 <sup>a</sup>	**	**	15.4 <sup>a</sup>	11.2 <sup>a</sup>
North	5.1 <sup>a</sup>	5.2 <sup>a</sup>	**	**	5.1 <sup>a</sup>	5.2 <sup>a</sup>
East	7.0 <sup>a</sup>	13.0 <sup>a</sup>	**	**	7.0 <sup>a</sup>	13.0 <sup>a</sup>
Québec South Shore	6.2 <sup>a</sup>	5.6 <sup>a</sup>	**	**	6.2 <sup>a</sup>	5.6 <sup>a</sup>
South Shore West	5.5 <sup>a</sup>	3.6 <sup>a</sup>	**	**	5.5 <sup>a</sup>	3.6 <sup>a</sup>
South Shore East	6.6 <sup>a</sup>	6.6 <sup>a</sup>	**	**	6.6 <sup>a</sup>	6.6 <sup>a</sup>
Saguenay CMA	9.1 <sup>a</sup>	11.9 <sup>a</sup>	**	**	9.1 <sup>a</sup>	11.9 <sup>a</sup>
Chicoutimi	7.9 <sup>a</sup>	8.1 <sup>a</sup>	**	**	7.9 <sup>a</sup>	8.1 <sup>a</sup>
Jonquière	12.0 <sup>a</sup>	19.0 <sup>a</sup>	**	**	12.0 <sup>a</sup>	19.0 <sup>a</sup>
La Baie	4.1 <sup>a</sup>	2.5 <sup>a</sup>	**	**	4.1 <sup>a</sup>	2.5 <sup>a</sup>
Sherbrooke CMA	11.7 <sup>a</sup>	9.3 <sup>a</sup>	**	**	11.7 <sup>a</sup>	9.3 <sup>a</sup>
Former City of Sherbrooke	11.9 <sup>a</sup>	13.1 <sup>a</sup>	**	**	11.9 <sup>a</sup>	13.1 <sup>a</sup>
East	25.5 <sup>a</sup>	26.1 <sup>a</sup>	**	**	25.5 <sup>a</sup>	26.1 <sup>a</sup>
North	2.5 <sup>a</sup>	**	**	**	2.5 <sup>a</sup>	**
West	4.1 <sup>a</sup>	4.7 <sup>a</sup>	**	**	4.1 <sup>a</sup>	4.7 <sup>a</sup>
Centre	**	22.4 <sup>a</sup>	**	**	**	22.4 <sup>a</sup>
Magog	8.2 <sup>a</sup>	5.3 <sup>a</sup>	**	**	8.2 <sup>a</sup>	5.3 <sup>a</sup>
Surrounding Area	14.9 <sup>a</sup>	5.0 <sup>a</sup>	**	**	14.9 <sup>a</sup>	5.0 <sup>a</sup>

continued

The following letter codes are used to indicate the reliability of the estimates:

a – Excellent, b – Very good, c – Good, d – Fair (Use with Caution)

\*\* Suppressed to protect confidentiality    ++ Not statistically reliable    -- No units exist in universe for this category

### 01.1.2 Vacancy Rates (%) of Standard Room Spaces by Unit Type Quebec

Centre	Private Rooms		Semi-Private Rooms		Total	
	2012	2013	2012	2013	2012	2013
Trois-Rivières CMA	9.5 <sup>a</sup>	7.7 <sup>a</sup>	**	**	9.4 <sup>a</sup>	7.6 <sup>a</sup>
Trois-Rivières Centre	7.3 <sup>a</sup>	5.2 <sup>a</sup>	**	**	7.3 <sup>a</sup>	5.2 <sup>a</sup>
Trois-Rivières	11.8 <sup>a</sup>	8.3 <sup>a</sup>	**	**	11.8 <sup>a</sup>	8.3 <sup>a</sup>
Trois-Rivières-Ouest	6.6 <sup>a</sup>	4.4 <sup>b</sup>	**	**	6.6 <sup>a</sup>	4.4 <sup>b</sup>
Cap-de-la-Madeleine	2.5 <sup>a</sup>	3.1 <sup>d</sup>	**	**	2.5 <sup>a</sup>	3.1 <sup>d</sup>
Surrounding Area	14.5 <sup>a</sup>	13.4 <sup>a</sup>	**	**	13.8 <sup>a</sup>	12.9 <sup>a</sup>
Abitibi-Témiscamingue	5.4 <sup>a</sup>	5.6 <sup>a</sup>	**	**	5.3 <sup>a</sup>	5.6 <sup>a</sup>
Amos CA	**	**	**	**	**	**
Rouyn-Noranda CA	**	4.9 <sup>a</sup>	**	**	**	4.9 <sup>a</sup>
Val-d'Or CA	4.0 <sup>a</sup>	12.1 <sup>a</sup>	**	**	4.0 <sup>a</sup>	12.1 <sup>a</sup>
Abitibi-Témiscamingue Rural	5.7 <sup>a</sup>	2.9 <sup>a</sup>	**	**	5.6 <sup>a</sup>	2.9 <sup>a</sup>
Bas-Saint-Laurent	4.6 <sup>a</sup>	7.9 <sup>a</sup>	**	**	4.6 <sup>a</sup>	7.8 <sup>a</sup>
Matane CA	**	**	**	**	**	**
Rimouski CA	2.8 <sup>a</sup>	7.2 <sup>a</sup>	**	**	2.8 <sup>a</sup>	6.7 <sup>a</sup>
Rivière-du-Loup CA	2.9 <sup>a</sup>	5.6 <sup>a</sup>	**	**	2.9 <sup>a</sup>	5.6 <sup>a</sup>
Bas-Saint-Laurent Rural	5.9 <sup>a</sup>	9.2 <sup>a</sup>	**	**	5.9 <sup>a</sup>	9.2 <sup>a</sup>
Capitale-Nationale Rural	8.7 <sup>a</sup>	20.6 <sup>a</sup>	**	**	9.3 <sup>a</sup>	20.9 <sup>a</sup>
Centre-du-Québec	11.4 <sup>a</sup>	11.4 <sup>a</sup>	**	**	11.4 <sup>a</sup>	11.4 <sup>a</sup>
Drummondville CA	8.1 <sup>a</sup>	6.7 <sup>a</sup>	**	**	8.1 <sup>a</sup>	6.7 <sup>a</sup>
Victoriaville CA	18.7 <sup>a</sup>	20.3 <sup>a</sup>	**	**	18.7 <sup>a</sup>	20.3 <sup>a</sup>
Centre-du-Québec Rural	5.2 <sup>a</sup>	7.5 <sup>a</sup>	**	**	5.2 <sup>a</sup>	7.5 <sup>a</sup>
Chaudière-Appalaches	8.1 <sup>a</sup>	9.2 <sup>a</sup>	**	**	8.0 <sup>a</sup>	9.1 <sup>a</sup>
Saint-Georges CA	**	**	**	**	**	**
Thetford Mines CA	0.7 <sup>a</sup>	3.5 <sup>a</sup>	**	**	0.7 <sup>a</sup>	3.5 <sup>a</sup>
Montmagny	13.0 <sup>a</sup>	21.4 <sup>a</sup>	**	**	12.3 <sup>a</sup>	21.4 <sup>a</sup>
Sainte-Marie	**	**	**	**	**	**
Chaudière-Appalaches Rural	9.7 <sup>a</sup>	9.9 <sup>a</sup>	**	**	9.7 <sup>a</sup>	9.9 <sup>a</sup>
Côte-Nord	**	**	**	**	**	**
Baie-Comeau CA	**	**	**	**	**	**
Sept-Îles CA	**	**	**	**	**	**
Côte-Nord Rural	**	**	**	**	**	**
Estrie Rural	11.8 <sup>a</sup>	10.5 <sup>a</sup>	**	**	11.8 <sup>a</sup>	10.5 <sup>a</sup>
Gaspésie-Îles-de-la-Madeleine	7.4 <sup>a</sup>	5.6 <sup>b</sup>	**	**	7.4 <sup>a</sup>	5.6 <sup>b</sup>
Gaspé	**	**	**	**	**	**
Îles de la Madeleine	2.5 <sup>a</sup>	2.9 <sup>a</sup>	**	**	2.5 <sup>a</sup>	2.9 <sup>a</sup>
Gaspésie-Îles-de-la-Madeleine Rural	4.8 <sup>a</sup>	6.5 <sup>c</sup>	**	**	4.8 <sup>a</sup>	6.5 <sup>c</sup>
Lanaudière	15.6 <sup>a</sup>	11.3 <sup>a</sup>	**	**	16.1 <sup>a</sup>	11.4 <sup>a</sup>
Joliette CA	12.2 <sup>a</sup>	6.2 <sup>c</sup>	**	**	12.2 <sup>a</sup>	6.2 <sup>c</sup>
Rawdon	27.7 <sup>a</sup>	**	**	**	30.6 <sup>a</sup>	**
Saint-Lin-des-Laurentides	**	**	**	**	**	**
Lanaudière Rural	13.0 <sup>a</sup>	14.8 <sup>a</sup>	**	**	13.0 <sup>a</sup>	14.8 <sup>a</sup>
Laurentides	5.3 <sup>a</sup>	9.2 <sup>a</sup>	**	**	5.3 <sup>a</sup>	9.2 <sup>a</sup>
Lachute CA	**	**	**	**	**	**
Mont-Laurier	8.0 <sup>a</sup>	4.3 <sup>a</sup>	**	**	7.9 <sup>a</sup>	4.3 <sup>a</sup>
Prévost	**	**	**	**	**	**
Sainte-Adèle	**	**	**	**	**	**
Sainte-Sophie	**	**	**	**	**	**
Sainte-Agathe-des-Monts	**	**	**	**	**	**
Laurentides Rural	6.6 <sup>a</sup>	14.2 <sup>a</sup>	**	**	6.6 <sup>a</sup>	14.2 <sup>a</sup>

continued

The following letter codes are used to indicate the reliability of the estimates:

a – Excellent, b – Very good, c – Good, d – Fair (Use with Caution)

\*\* Suppressed to protect confidentiality    ++ Not statistically reliable    -- No units exist in universe for this category

### O1.1.2 Vacancy Rates (%) of Standard Room Spaces by Unit Type Quebec

Centre	Private Rooms		Semi-Private Rooms		Total	
	2012	2013	2012	2013	2012	2013
Mauricie	3.6 a	4.2 a	**	**	3.8 a	4.2 a
La Tuque CA	**	**	**	**	**	**
Shawinigan CA	2.7 a	2.3 a	**	**	2.9 a	2.3 a
Mauricie Rural	6.0 a	8.6 a	**	**	6.0 a	8.6 a
Montréal	13.4 a	14.7 a	**	**	13.6 a	15.0 a
Cowansville CA	**	**	**	**	**	**
Granby CA	9.7 b	9.9 b	**	**	9.7 b	9.9 b
Saint-Hyacinthe CA	15.4 a	16.3 a	**	**	16.1 a	17.4 a
Saint-Jean-sur-Richelieu CA	6.8 a	18.8 a	**	**	6.8 a	18.8 a
Salaberry-de-Valleyfield CA	11.3 a	10.8 c	**	**	11.3 a	10.8 c
Sorel-Tracy CA	17.0 a	10.6 a	**	**	17.0 a	10.6 a
Marieville	**	**	**	**	**	**
Montréal Rural	16.7 a	18.4 a	**	**	16.7 a	18.4 a
Nord-du-Québec Rural	**	**	**	**	**	**
Outaouais Rural	9.4 a	9.9 a	**	**	9.4 a	9.9 a
Saguenay-Lac-Saint-Jean	6.5 a	4.9 a	**	**	6.5 a	5.0 a
Alma CA	9.2 a	2.3 a	**	**	9.2 a	2.3 a
Dolbeau-Mistassini CA	4.6 a	5.4 a	**	**	4.4 a	5.8 a
Roberval	**	**	**	**	**	**
Saint-Félicien	**	**	**	**	**	**
Saguenay-Lac-Saint-Jean Rural	9.3 b	11.0 a	**	**	9.3 b	11.0 a
<b>Province of Quebec</b>	<b>9.6 a</b>	<b>10.1 a</b>	<b>11.2 a</b>	<b>19.3 a</b>	<b>9.6 a</b>	<b>10.2 a</b>

The following letter codes are used to indicate the reliability of the estimates:

a – Excellent, b – Very good, c – Good, d – Fair (Use with Caution)

\*\* Suppressed to protect confidentiality    ++ Not statistically reliable    -- No units exist in universe for this category

### O1.2.1 Vacancy Rates (%) of Standard Apartment Spaces by Rent Range Quebec

Centre	Less Than \$901		\$901 to \$1,200		\$1,201 to \$1,600		\$1,601 or More		Total Where Rents Are Known	
	2012	2013	2012	2013	2012	2013	2012	2013	2012	2013
Gatineau CMA	**	**	7.4 a	**	21.6 a	13.8 c	20.4 a	15.9 a	19.4 a	14.7 a
Gatineau East	**	**	**	**	23.5 a	8.8 b	19.1 a	20.9 a	18.4 a	15.8 a
Gatineau West	**	**	**	**	18.8 a	**	22.1 a	11.0 c	21.0 a	13.1 a
Surrounding Area	**	**	**	**	**	**	**	**	**	**
Montréal CMA	10.5 a	14.0 a	6.7 a	8.6 a	5.6 a	5.9 a	7.7 a	6.9 a	7.0 a	7.3 a
Island of Montréal	10.8 a	11.7 a	7.5 a	9.4 a	6.0 a	7.5 a	11.0 a	10.5 a	8.6 a	9.4 a
Island Centre	8.3 b	**	4.7 b	19.3 a	7.6 a	5.7 a	19.2 a	16.7 a	11.8 a	12.9 a
Island West	2.1 b	**	20.0 a	10.0 a	6.4 a	11.0 a	11.2 a	11.0 a	11.3 a	10.8 a
Island North	13.9 a	13.7 a	4.4 a	8.7 a	8.8 a	8.4 a	**	11.5 c	7.6 a	10.0 a
Island East	4.6 c	**	0.7 b	1.4 a	3.9 a	5.1 a	3.4 b	1.6 a	3.6 a	3.3 a
Vaudreuil-Soulanges	**	**	**	**	**	**	**	**	**	**
Laval-North Shore	10.3 a	27.9 a	5.9 a	7.4 a	5.5 a	3.9 a	2.5 a	2.8 a	4.8 a	5.0 a
Laval	10.0 a	35.0 a	7.4 a	8.1 a	6.7 a	5.8 a	2.7 a	2.6 a	5.4 a	6.5 a
North Shore	**	**	3.8 a	3.9 b	3.9 a	1.1 a	1.8 a	2.6 a	3.8 a	2.1 a
Saint-Jérôme	**	**	**	**	**	**	**	6.4 a	**	7.6 a
South Shore	7.6 a	**	4.1 a	8.0 a	5.2 a	5.5 a	7.4 a	3.6 a	5.8 a	4.9 a
South Shore Centre	**	**	4.1 a	15.1 a	3.8 a	4.5 a	9.6 a	5.2 a	6.3 a	5.9 a
South Shore East	**	**	7.5 a	3.6 a	7.0 a	6.9 a	4.7 a	2.0 a	6.4 a	4.8 a
South Shore West	**	**	**	**	1.0 a	0.8 a	**	**	1.0 a	0.2 a
Québec CMA	2.1 a	4.5 a	6.8 a	6.4 a	3.4 a	5.5 a	5.6 a	5.0 a	4.6 a	5.3 a
Centre North	2.2 a	4.5 a	7.4 a	6.8 a	4.6 a	4.6 a	5.2 a	6.1 a	5.0 a	5.6 a
Québec Basse-Ville	**	**	**	7.3 a	2.0 a	6.5 a	4.2 a	5.5 a	3.8 a	6.3 a
Québec Haute-Ville	**	**	**	**	5.6 a	8.6 a	5.0 a	11.5 a	4.6 a	8.7 a
Québec des Rivières	**	**	13.1 a	**	5.3 a	1.9 b	5.5 a	2.1 a	6.7 a	3.1 b
Ste-Foy, Sillery, Cap-Rouge, St-Aug.	**	**	8.1 a	**	4.9 a	3.4 a	5.2 a	6.4 a	4.6 a	5.0 a
Northern Suburbs	**	**	3.8 a	3.9 a	2.8 a	5.4 a	4.0 a	4.1 a	3.3 a	4.7 a
West	**	**	**	**	**	**	**	**	**	**
North	**	**	5.2 a	**	0.6 a	5.0 b	5.3 a	4.6 b	2.9 a	4.7 a
East	**	**	**	**	4.2 a	8.0 a	3.0 a	3.7 a	3.7 a	5.5 a
Québec South Shore	**	**	**	**	1.2 a	8.6 a	14.2 a	1.5 a	5.2 a	5.2 a
South Shore West	**	**	**	**	**	**	**	**	**	**
South Shore East	**	**	**	**	1.1 a	9.4 a	14.2 a	1.5 a	5.4 a	5.4 a
Saguenay CMA	**	**	8.5 a	1.1 a	23.4 a	15.5 a	9.2 a	11.4 a	19.3 a	13.2 a
Chicoutimi	**	**	**	**	24.9 a	**	**	**	20.1 a	**
Jonquière	**	**	**	**	21.1 a	15.0 a	8.4 a	**	20.0 a	15.4 a
La Baie	**	**	**	**	**	**	**	**	**	**
Sherbrooke CMA	**	**	3.6 a	16.0 a	10.6 a	8.5 a	11.8 a	4.9 a	8.5 a	8.7 a
Former City of Sherbrooke	**	**	4.8 a	24.7 a	6.2 a	9.7 a	12.8 a	6.2 a	7.2 a	10.7 a
East	**	**	**	**	**	**	**	**	**	**
North	**	**	**	**	**	8.7 a	**	**	9.0 a	7.4 a
West	**	**	**	**	**	**	**	**	**	**
Centre	**	**	**	**	**	**	**	**	**	4.3 a
Magog	**	**	**	**	2.6 a	**	**	0.9 a	1.2 a	0.4 a
Surrounding Area	**	**	**	**	31.2 a	5.3 a	**	0.0 a	27.6 a	4.4 a

continued

The following letter codes are used to indicate the reliability of the estimates:

a – Excellent, b – Very good, c – Good, d – Fair (Use with Caution)

\*\* Suppressed to protect confidentiality

++ Not statistically reliable

-- No units exist in universe for this category

### O1.2.1 Vacancy Rates (%) of Standard Apartment Spaces by Rent Range Quebec

Centre	Less Than \$901		\$901 to \$1,200		\$1,201 to \$1,600		\$1,601 or More		Total Where Rents Are Known	
	2012	2013	2012	2013	2012	2013	2012	2013	2012	2013
Trois-Rivières CMA	8.2 a	**	11.4 a	18.5 a	16.1 a	16.5 a	13.0 a	15.9 a	14.1 a	16.7 a
Trois-Rivières Centre	**	**	6.3 a	22.1 a	16.2 a	16.5 a	13.4 a	15.9 a	13.7 a	17.4 a
Trois-Rivières	**	**	24.0 a	38.4 a	24.2 a	28.1 a	14.9 a	17.9 a	20.8 a	26.3 a
Trois-Rivières-Ouest	**	**	**	**	**	**	**	22.0 a	12.5 a	14.3 a
Cap-de-la-Madeleine	**	**	2.6 a	**	3.7 a	2.6 b	2.7 a	4.2 d	3.2 a	2.9 b
Surrounding Area	**	**	**	**	**	**	**	**	17.3 a	**
Abitibi-Témiscamingue	**	**	**	**	**	**	0.0 a	**	0.0 a	16.4 a
Amos CA	**	**	**	**	**	**	**	**	**	**
Rouyn-Noranda CA	**	**	**	**	**	**	**	**	**	**
Val-d'Or CA	**	**	**	**	**	**	**	**	**	**
Abitibi-Témiscamingue Rural	**	**	**	**	**	**	**	**	**	**
Bas-Saint-Laurent	3.1 c	**	1.7 b	3.8 a	8.1 a	3.9 a	0.0 a	1.5 a	4.3 a	4.8 a
Matane CA	**	**	**	**	**	**	**	**	**	**
Rimouski CA	**	**	**	**	**	**	**	**	**	**
Rivière-du-Loup CA	**	**	**	**	1.8 a	**	0.0 a	**	1.4 a	**
Bas-Saint-Laurent Rural	**	**	5.6 c	12.9 a	18.2 a	6.2 a	**	0.0 a	11.9 a	6.1 a
Capitale-Nationale Rural	**	**	10.5 d	**	2.8 b	**	**	**	8.8 a	10.0 a
Centre-du-Québec	**	**	8.2 a	3.9 a	2.4 a	10.0 a	12.2 a	5.4 b	5.4 a	8.2 a
Drummondville CA	**	**	13.7 a	**	1.9 a	7.7 a	19.9 a	**	7.2 a	7.7 a
Victoriaville CA	**	**	4.6 b	**	2.4 a	13.0 c	0.0 a	7.6 c	3.0 a	10.4 c
Centre-du-Québec Rural	**	**	1.6 c	1.0 a	7.2 b	13.2 a	**	**	3.3 b	6.4 a
Chaudière-Appalaches	19.0 a	1.5 c	2.5 a	4.3 a	1.9 a	2.3 a	3.1 a	4.1 a	2.9 a	3.1 a
Saint-Georges CA	**	**	1.4 a	**	**	2.2 a	5.4 a	4.9 a	3.0 a	2.5 a
Thetford Mines CA	**	**	**	**	0.0 a	0.9 a	0.0 a	0.0 a	1.2 a	4.5 a
Montmagny	**	**	**	**	**	**	**	**	**	**
Sainte-Marie	**	**	**	**	**	**	**	**	**	**
Chaudière-Appalaches Rural	**	**	5.8 b	**	12.8 c	4.4 b	12.5 d	5.1 c	9.0 a	3.2 b
Côte-Nord	**	**	1.5 a	**	**	**	1.4 a	**	1.6 a	0.6 a
Baie-Comeau CA	**	**	**	**	**	**	**	**	**	**
Sept-Îles CA	**	**	**	**	**	**	**	**	**	**
Côte-Nord Rural	**	**	**	**	**	**	**	**	**	**
Estrie Rural	3.8 c	1.9 a	3.1 c	0.9 a	12.5 c	17.0 a	14.9 a	17.3 a	11.0 a	13.7 a
Gaspésie-Îles-de-la-Madeleine	**	**	**	**	**	**	**	**	7.0 b	**
Gaspé	**	**	**	**	**	**	**	**	**	**
Îles de la Madeleine	**	**	**	**	**	**	**	**	**	**
Gaspésie-Îles-de-la-Madeleine Rural	**	**	**	**	**	**	**	**	**	**
Lanaudière	**	**	5.1 a	**	8.3 a	2.5 a	3.4 b	6.1 c	6.7 a	4.5 b
Joliette CA	**	**	4.5 a	**	7.4 a	0.9 a	**	**	6.1 a	3.8 b
Rawdon	**	**	**	**	**	**	**	**	**	**
Saint-Lin-des-Laurentides	**	**	**	**	**	**	**	**	**	**
Lanaudière Rural	**	**	**	**	11.7 c	2.9 c	5.3 b	6.9 c	8.1 a	5.3 c

continued

The following letter codes are used to indicate the reliability of the estimates:

a – Excellent, b – Very good, c – Good, d – Fair (Use with Caution)

\*\* Suppressed to protect confidentiality    ++ Not statistically reliable    -- No units exist in universe for this category

### O1.2.1 Vacancy Rates (%) of Standard Apartment Spaces by Rent Range Quebec

Centre	Less Than \$901		\$901 to \$1,200		\$1,201 to \$1,600		\$1,601 or More		Total Where Rents Are Known	
	2012	2013	2012	2013	2012	2013	2012	2013	2012	2013
Laurentides	**	**	2.0 a	13.6 c	9.0 a	7.5 b	5.0 a	8.7 b	7.0 a	8.7 a
Lachute CA	**	**	**	**	**	**	**	**	**	**
Mont-Laurier	**	**	**	**	2.9 a	**	**	**	5.3 a	**
Prévost	**	**	**	**	**	**	**	**	**	**
Sainte-Adèle	**	**	**	**	**	**	**	**	**	**
Sainte-Sophie	**	**	**	**	**	**	**	**	**	**
Sainte-Agathe-des-Monts	**	**	**	**	**	**	**	**	**	**
Laurentides Rural	**	**	**	**	**	**	**	**	**	**
Mauricie	**	**	8.6 b	**	11.7 a	9.4 a	11.7 c	2.4 b	9.0 a	5.9 a
La Tuque CA	**	**	**	**	**	**	**	**	**	**
Shawinigan CA	**	**	**	**	**	**	**	**	6.1 b	4.3 b
Mauricie Rural	**	**	**	**	28.1 a	25.6 d	30.8 a	**	29.2 a	19.6 d
Montérégie	**	**	6.4 a	9.3 b	10.7 a	8.2 a	8.7 a	6.5 a	9.1 a	7.9 a
Cowansville CA	**	**	**	**	**	**	**	**	**	**
Granby CA	**	**	**	**	**	6.3 c	5.4 c	**	2.6 b	5.6 b
Saint-Hyacinthe CA	**	**	**	**	**	**	**	**	18.3 a	**
Saint-Jean-sur-Richelieu CA	**	**	**	**	**	**	**	**	1.3 a	5.3 b
Salaberry-de-Valleyfield CA	**	**	**	**	**	**	**	**	**	**
Sorel-Tracy CA	**	**	**	**	**	**	**	**	**	**
Marieville	**	**	**	**	**	**	**	**	**	**
Montérégie Rural	**	**	6.8 a	8.1 a	9.0 a	9.7 a	14.6 a	1.7 b	9.6 a	7.8 a
Nord-du-Québec Rural	**	**	**	**	**	**	**	**	**	**
Outaouais Rural	**	**	**	**	**	**	**	**	**	**
Saguenay-Lac-Saint-Jean	10.2 d	**	1.6 a	9.4 a	13.4 a	7.4 a	6.2 a	5.3 a	9.0 a	7.9 a
Alma CA	**	**	**	**	**	**	**	**	9.5 a	**
Dolbeau-Mistassini CA	**	**	1.2 a	**	1.6 a	**	0.0 a	20.0 a	3.0 a	4.8 a
Roberval	**	**	**	**	**	**	**	**	**	**
Saint-Félicien	**	**	**	**	**	**	**	**	**	**
Saguenay-Lac-Saint-Jean Rural	**	**	**	**	**	**	**	**	**	**
<b>Province of Quebec</b>	<b>8.9 a</b>	<b>11.2 a</b>	<b>6.4 a</b>	<b>9.0 a</b>	<b>7.5 a</b>	<b>7.1 a</b>	<b>8.5 a</b>	<b>7.5 a</b>	<b>7.7 a</b>	<b>7.8 a</b>

The following letter codes are used to indicate the reliability of the estimates:

a – Excellent, b – Very good, c – Good, d – Fair (Use with Caution)

\*\* Suppressed to protect confidentiality    ++ Not statistically reliable    -- No units exist in universe for this category

O1.2.2 Vacancy Rates (%) of Standard Room Spaces by Rent Range Quebec										
Centre	Less Than \$901		\$901 to \$1,200		\$1,201 to \$1,600		\$1,601 or More		Total Where Rents Are Known	
	2012	2013	2012	2013	2012	2013	2012	2013	2012	2013
Gatineau CMA	**	**	**	**	9.1 a	3.5 d	**	8.4 a	11.0 a	8.2 a
Gatineau East	**	**	**	**	**	**	**	4.9 b	8.1 a	6.0
Gatineau West	**	**	**	**	**	**	**	12.2 c	12.2 a	12.0 c
Surrounding Area	**	**	**	**	**	**	**	**	**	**
Montréal CMA	15.6 a	15.2 a	17.3 a	9.8 a	11.0 a	12.7 a	9.2 a	11.3 a	11.6 a	11.8 a
Island of Montréal	20.6 a	**	19.5 a	11.3 c	17.8 a	23.0 a	8.3 a	11.2 a	13.9 a	15.7 a
Island Centre	**	**	13.0 c	11.2 c	14.8 a	24.6 a	7.4 a	9.6 a	11.9 a	15.9 a
Island West	**	**	**	**	20.2 a	**	10.1 a	15.7 a	12.6 a	14.4 a
Island North	**	**	45.9 a	**	**	27.2 d	**	**	13.3 a	19.9 d
Island East	**	**	20.8 d	**	22.9 a	24.1 a	8.5 b	3.9 a	18.2 a	15.1 a
Vaudreuil-Soulanges	**	**	**	**	**	12.1 a	**	**	22.8 a	13.8 a
Laval-North Shore	6.6 a	14.1 c	15.5 a	7.3 a	8.0 a	5.0 a	8.8 a	13.5 a	9.2 a	8.2 a
Laval	**	**	**	**	12.0 a	**	7.2 a	14.2 c	8.8 a	11.7 c
North Shore	**	**	15.6 a	5.7 a	7.1 a	5.1 a	11.6 a	12.9 a	9.3 a	7.5 a
Saint-Jérôme	**	**	17.3 a	21.3 a	8.5 a	5.7 a	**	**	9.8 a	7.0 a
South Shore	**	**	14.1 a	17.4 a	9.5 a	10.0 a	8.5 a	8.8 a	9.8 a	9.8 a
South Shore Centre	**	**	22.0 a	26.9 a	14.1 a	15.3 a	10.4 a	13.3 a	14.0 a	14.9 a
South Shore East	**	**	10.0 a	**	10.1 a	7.3 a	7.5 a	5.3 a	9.5 a	6.3 a
South Shore West	**	**	8.9 b	**	3.4 a	3.6 a	**	1.2 a	4.0 a	3.3 a
Québec CMA	2.9 a	**	6.1 a	8.6 a	5.7 a	6.0 a	7.9 a	11.0 a	6.6 a	8.4 a
Centre North	**	**	5.0 a	6.6 b	3.5 a	4.1 a	9.7 a	12.5 a	6.2 a	8.7 a
Québec Basse-Ville	**	**	1.3 a	**	4.3 a	4.0 a	**	15.2 a	3.6 a	5.2 a
Québec Haute-Ville	**	**	**	**	**	**	24.0 a	18.3 a	11.1 a	13.9 a
Québec des Rivières	**	**	**	**	2.9 a	12.8 d	6.4 a	**	5.9 a	10.6 a
Ste-Foy, Sillery, Cap-Rouge, St-Aug.	**	**	**	**	5.7 a	**	4.0 a	9.5 a	5.7 a	7.6 a
Northern Suburbs	**	**	8.8 a	19.6 a	8.4 a	7.4 a	6.7 a	11.2 a	7.6 a	10.2 a
West	**	**	**	**	17.2 a	6.1 a	**	**	15.4 a	11.2 a
North	**	**	**	**	6.6 a	1.6 b	4.8 a	10.4 c	5.1 a	5.2
East	**	**	10.6 a	14.3 a	5.5 a	13.1 a	7.6 a	12.6 a	7.0 a	13.0 a
Québec South Shore	**	**	5.6 a	5.4 a	6.3 a	6.7 a	5.9 a	2.8 a	6.0 a	5.6 a
South Shore West	**	**	8.7 a	5.3 a	3.8 a	2.7 a	2.6 a	0.0 a	4.9 a	3.6 a
South Shore East	**	**	2.7 a	5.5 b	7.0 a	8.6 a	9.5 a	3.2 b	6.6 a	6.6 a
Saguenay CMA	**	21.2 a	14.8 a	8.8 a	4.4 a	7.7 a	0.0 a	10.6 a	9.1 a	11.9 a
Chicoutimi	**	**	11.2 a	**	4.5 a	8.8 a	**	**	7.9 a	8.1 a
Jonquière	**	24.4 a	19.4 a	15.3 a	**	**	**	**	12.0 a	19.0 a
La Baie	**	**	**	**	2.2 a	**	**	**	4.1 a	2.5 a
Sherbrooke CMA	**	**	9.9 a	8.9 a	12.5 a	3.9 a	**	16.2 a	11.7 a	9.2 a
Former City of Sherbrooke	**	**	3.9 a	13.2 a	15.4 a	5.1 a	**	23.6 a	11.9 a	12.9 a
East	**	**	4.2 a	**	**	**	**	**	25.5 a	26.1 a
North	**	**	**	**	3.0 a	**	**	**	2.5 a	**
West	**	**	**	**	**	4.2 a	**	**	4.1 a	4.7 a
Centre	**	**	**	**	**	**	**	**	**	21.2 a
Magog	**	**	**	**	**	**	**	**	8.2 a	5.3 a
Surrounding Area	**	**	17.3 a	5.3 a	**	**	**	**	14.9 a	5.0

continued

The following letter codes are used to indicate the reliability of the estimates:

a – Excellent, b – Very good, c – Good, d – Fair (Use with Caution)

\*\* Suppressed to protect confidentiality    ++ Not statistically reliable    -- No units exist in universe for this category

### 01.2.2 Vacancy Rates (%) of Standard Room Spaces by Rent Range Quebec

Centre	Less Than \$901		\$901 to \$1,200		\$1,201 to \$1,600		\$1,601 or More		Total Where Rents Are Known	
	2012	2013	2012	2013	2012	2013	2012	2013	2012	2013
Trois-Rivières CMA	29.3 a	**	13.1 a	12.6 a	3.4 a	5.3 a	3.4 a	3.7 b	9.4 a	7.6 a
Trois-Rivières Centre	**	**	10.6 a	5.1 c	5.0 a	5.2 a	3.4 a	4.5 b	7.3 a	5.2 a
Trois-Rivières	**	**	20.0 a	7.1 a	**	11.0 a	**	**	11.8 a	8.3 a
Trois-Rivières-Ouest	**	**	**	**	**	4.0 b	2.5 a	5.0 c	6.6 a	4.4 b
Cap-de-la-Madeleine	**	**	1.8 a	3.7 d	**	**	**	**	2.5 a	3.1 d
Surrounding Area	**	**	19.6 a	26.3 a	1.4 a	5.4 a	**	**	13.8 a	12.9 a
Abitibi-Témiscamingue	**	**	7.1 a	8.8 a	3.2 a	1.7 a	4.2 a	7.5 c	5.3 a	5.7 a
Amos CA	**	**	**	**	**	**	**	**	**	**
Rouyn-Noranda CA	**	**	**	**	**	**	**	**	**	**
Val-d'Or CA	**	**	**	**	**	**	**	**	4.0 a	12.1 a
Abitibi-Témiscamingue Rural	**	**	9.5 a	1.1 a	**	1.6 c	**	**	5.6 a	3.2 b
Bas-Saint-Laurent	5.1 c	21.4 a	5.2 a	6.6 a	4.1 a	8.4 a	6.3 b	6.1 a	4.8 a	7.8 a
Matane CA	**	**	**	**	**	**	**	**	**	**
Rimouski CA	**	**	3.0 a	5.4 a	**	7.2 a	**	11.5 a	2.8 a	6.7 a
Rivière-du-Loup CA	**	**	**	4.4 a	**	7.0 a	**	**	2.9 a	5.6 a
Bas-Saint-Laurent Rural	10.9 d	23.7 a	7.7 a	8.1 a	4.5 b	9.7 a	5.8 c	5.3 a	6.4 a	9.2 a
Capitale-Nationale Rural	26.3 a	**	7.5 b	37.5 a	0.0 a	9.6 b	**	**	10.3 a	20.9 a
Centre-du-Québec	16.7 a	**	11.1 a	11.9 a	9.7 a	7.7 a	**	20.7 d	11.4 a	11.2 a
Drummondville CA	23.6 a	**	5.8 a	6.9 a	3.2 a	7.1 a	**	**	8.1 a	6.7 a
Victoriaville CA	**	**	23.3 a	26.3 a	**	**	**	**	18.7 a	22.5 a
Centre-du-Québec Rural	**	**	4.2 b	9.9 a	**	1.1 a	**	**	5.2 a	7.5 a
Chaudière-Appalaches	14.6 a	2.4 b	10.4 a	12.5 a	3.9 a	6.7 a	6.3 b	4.5 b	8.1 a	9.1 a
Saint-Georges CA	**	**	**	**	**	**	**	**	**	**
Thetford Mines CA	**	**	0.0 a	7.6 a	0.0 a	1.6 a	**	**	0.7 a	3.5 a
Montmagny	**	**	**	**	16.7 a	14.5 a	**	**	12.3 a	21.4 a
Sainte-Marie	**	**	**	**	**	**	**	**	**	**
Chaudière-Appalaches Rural	13.0 a	2.6 b	12.5 a	12.6 a	3.3 b	8.9 a	13.3 c	1.7 b	9.8 a	9.9 a
Côte-Nord	**	**	**	**	**	**	**	**	**	**
Baie-Comeau CA	**	**	**	**	**	**	**	**	**	**
Sept-Îles CA	**	**	**	**	**	**	**	**	**	**
Côte-Nord Rural	**	**	**	**	**	**	**	**	**	**
Estrie Rural	43.3 a	27.5 a	12.8 a	15.5 a	8.5 a	1.3 a	4.9 b	11.4 a	11.8 a	10.5 a
Gaspésie-Îles-de-la-Madeleine	**	**	10.8 a	7.6 c	6.6 a	2.0 a	0.0 a	**	7.5 a	5.6 b
Gaspé	**	**	**	**	**	**	**	**	**	**
Îles de la Madeleine	**	**	**	3.1 a	**	**	**	**	**	2.9 a
Gaspésie-Îles-de-la-Madeleine Rural	**	**	3.4 b	9.0 c	9.5 b	**	**	**	4.8 a	6.5 c
Lanaudière	**	**	21.9 a	13.6 c	11.8 a	9.4 b	**	**	16.1 a	11.4 a
Joliette CA	**	**	**	**	7.5 a	1.3 d	**	**	12.2 a	6.2 c
Rawdon	**	**	**	**	**	**	**	**	30.8 a	**
Saint-Lin-des-Laurentides	**	**	**	**	**	**	**	**	**	**
Lanaudière Rural	**	**	19.3 a	16.7 d	6.2 b	12.8 c	**	**	13.0 a	14.8 a

continued

The following letter codes are used to indicate the reliability of the estimates:

a – Excellent, b – Very good, c – Good, d – Fair (Use with Caution)

\*\* Suppressed to protect confidentiality

++ Not statistically reliable

-- No units exist in universe for this category

O1.2.2 Vacancy Rates (%) of Standard Room Spaces by Rent Range Quebec										
Centre	Less Than \$901		\$901 to \$1,200		\$1,201 to \$1,600		\$1,601 or More		Total Where Rents Are Known	
	2012	2013	2012	2013	2012	2013	2012	2013	2012	2013
Laurentides	18.4 d	30.0 d	4.8 b	16.1 a	5.5 b	6.4 a	4.2 b	11.9 c	5.3 a	9.2 a
Lachute CA	**	**	**	**	**	**	**	**	**	**
Mont-Laurier	**	**	8.6 a	10.5 a	**	**	**	**	7.9 a	4.3 a
Prévost	**	**	**	**	**	**	**	**	**	**
Sainte-Adèle	**	**	**	**	**	**	**	**	**	**
Sainte-Sophie	**	**	**	**	**	**	**	**	**	**
Sainte-Agathe-des-Monts	**	**	**	**	**	**	**	**	**	**
Laurentides Rural	**	**	4.5 b	20.0 d	8.1 b	9.1 b	5.8 b	16.3 d	6.6 a	14.2 a
Mauricie	4.2 c	4.5 c	4.7 a	6.8 a	2.8 a	2.6 a	1.0 a	1.2 a	3.8 a	4.2 a
La Tuque CA	**	**	**	**	**	**	**	**	**	**
Shawinigan CA	**	4.0 d	3.8 b	3.0 b	1.8 b	2.0 a	1.0 a	1.2 a	2.9 a	2.3 a
Mauricie Rural	**	**	6.5 a	13.5 a	7.1 a	2.5 b	**	**	6.0 a	8.6 a
Montréal	24.9 d	15.8 d	17.0 a	20.8 a	11.9 a	11.4 a	11.3 a	15.6 a	13.4 a	14.9 a
Cowansville CA	**	**	**	**	**	**	**	**	**	**
Granby CA	**	**	7.5 b	12.9 d	8.7 b	2.7 c	**	**	8.6 b	8.2 b
Saint-Hyacinthe CA	**	**	28.4 a	11.8 a	13.5 a	19.2 a	26.9 a	15.9 a	16.1 a	17.4 a
Saint-Jean-sur-Richelieu CA	**	**	26.4 a	16.1 d	3.4 b	**	**	**	6.8 a	18.8 a
Salaberry-de-Valleyfield CA	**	**	**	**	7.8 a	**	14.9 a	9.8 b	11.3 a	10.8 c
Sorel-Tracy CA	**	**	**	**	17.8 a	1.5 b	**	**	17.0 a	10.6 a
Marieville	**	**	**	**	**	**	**	**	**	**
Montréal Rural	**	**	16.3 a	32.2 a	16.4 a	12.0 a	16.3 a	13.3 a	16.7 a	18.4 a
Nord-du-Québec Rural	**	**	**	**	**	**	**	**	**	**
Outaouais Rural	**	**	9.3 a	0.0 a	**	**	**	**	9.4 a	9.9 a
Saguenay-Lac-Saint-Jean	29.5 a	**	5.9 b	6.2 a	5.6 a	4.6 a	1.1 a	1.1 a	6.4 a	5.0 a
Alma CA	**	**	**	**	5.2 a	**	**	**	9.2 a	2.3 a
Dolbeau-Mistassini CA	**	**	**	5.2 a	**	**	**	**	4.4 a	5.8 a
Roberval	**	**	**	**	**	**	**	**	**	**
Saint-Félicien	**	**	**	**	**	**	**	**	**	**
Saguenay-Lac-Saint-Jean Rural	**	**	10.5 d	9.1 a	**	**	**	**	9.6 c	11.0 a
Province of Quebec	16.1 a	17.4 a	11.0 a	11.3 a	8.6 a	8.5 a	8.0 a	10.9 a	9.7 a	10.2 a

The following letter codes are used to indicate the reliability of the estimates:

a – Excellent, b – Very good, c – Good, d – Fair (Use with Caution)

\*\* Suppressed to protect confidentiality    ++ Not statistically reliable    -- No units exist in universe for this category

### O1.4.1 Vacancy Rates (%) of Standard Apartment Spaces by Structure Size and Unit Type Quebec

Centre	Bachelor		One-Bedroom		Two-Bedroom		Total	
	2012	2013	2012	2013	2012	2013	2012	2013
Gatineau CMA	23.8 <sup>a</sup>	**	19.6 <sup>a</sup>	16.8 <sup>a</sup>	14.4 <sup>a</sup>	9.4 <sup>b</sup>	19.4 <sup>a</sup>	14.7 <sup>a</sup>
10 - 49	**	**	**	**	**	**	**	**
50 - 89	**	**	**	**	**	**	**	**
90 and more	23.8 <sup>a</sup>	**	20.3 <sup>a</sup>	17.2 <sup>a</sup>	14.7 <sup>a</sup>	9.7 <sup>b</sup>	19.9 <sup>a</sup>	15.0 <sup>a</sup>
Montréal CMA	11.7 <sup>a</sup>	13.1 <sup>a</sup>	5.9 <sup>a</sup>	6.3 <sup>a</sup>	4.5 <sup>a</sup>	4.5 <sup>a</sup>	6.9 <sup>a</sup>	7.3 <sup>a</sup>
10 - 49	5.1 <sup>a</sup>	14.5 <sup>c</sup>	9.1 <sup>a</sup>	3.8 <sup>d</sup>	15.1 <sup>a</sup>	**	9.3 <sup>a</sup>	4.4 <sup>c</sup>
50 - 89	9.9 <sup>b</sup>	10.0 <sup>a</sup>	3.8 <sup>a</sup>	4.4 <sup>a</sup>	2.5 <sup>a</sup>	4.9 <sup>b</sup>	4.8 <sup>a</sup>	5.4 <sup>a</sup>
90 and more	11.8 <sup>a</sup>	13.2 <sup>a</sup>	5.9 <sup>a</sup>	6.3 <sup>a</sup>	4.4 <sup>a</sup>	4.6 <sup>a</sup>	7.0 <sup>a</sup>	7.4 <sup>a</sup>
Island of Montréal	13.1 <sup>a</sup>	14.6 <sup>a</sup>	7.2 <sup>a</sup>	8.5 <sup>a</sup>	5.6 <sup>a</sup>	5.7 <sup>a</sup>	8.4 <sup>a</sup>	9.4 <sup>a</sup>
10 - 49	**	**	**	**	**	**	**	**
50 - 89	**	**	2.5 <sup>c</sup>	2.7 <sup>c</sup>	**	**	5.3 <sup>c</sup>	2.4 <sup>c</sup>
90 and more	13.1 <sup>a</sup>	14.6 <sup>a</sup>	7.3 <sup>a</sup>	8.6 <sup>a</sup>	5.6 <sup>a</sup>	5.8 <sup>a</sup>	8.5 <sup>a</sup>	9.5 <sup>a</sup>
Vaudreuil-Soulanges	**	**	**	**	**	**	**	**
10 - 49	**	**	**	**	**	**	**	**
50 - 89	**	**	**	**	**	**	**	**
90 and more	**	**	**	**	**	**	**	**
Laval-North Shore	9.5 <sup>a</sup>	12.9 <sup>a</sup>	4.7 <sup>a</sup>	3.7 <sup>a</sup>	2.6 <sup>a</sup>	3.3 <sup>a</sup>	4.8 <sup>a</sup>	5.0 <sup>a</sup>
10 - 49	**	**	4.4 <sup>a</sup>	**	**	**	3.9 <sup>a</sup>	3.6 <sup>b</sup>
50 - 89	11.9 <sup>a</sup>	11.7 <sup>c</sup>	1.3 <sup>a</sup>	2.7 <sup>a</sup>	1.2 <sup>a</sup>	7.4 <sup>b</sup>	3.1 <sup>a</sup>	5.6 <sup>a</sup>
90 and more	9.5 <sup>a</sup>	12.9 <sup>a</sup>	4.9 <sup>a</sup>	3.8 <sup>a</sup>	2.7 <sup>a</sup>	3.3 <sup>a</sup>	4.9 <sup>a</sup>	5.0 <sup>a</sup>
South Shore	10.1 <sup>a</sup>	8.4 <sup>a</sup>	3.2 <sup>a</sup>	3.8 <sup>a</sup>	5.8 <sup>a</sup>	4.8 <sup>a</sup>	5.8 <sup>a</sup>	4.9 <sup>a</sup>
10 - 49	**	**	**	**	**	**	**	**
50 - 89	**	**	10.4 <sup>a</sup>	7.9 <sup>a</sup>	**	**	8.0 <sup>a</sup>	7.3 <sup>a</sup>
90 and more	10.3 <sup>a</sup>	8.4 <sup>a</sup>	2.4 <sup>a</sup>	3.6 <sup>a</sup>	5.4 <sup>a</sup>	4.9 <sup>a</sup>	5.5 <sup>a</sup>	4.9 <sup>a</sup>
Québec CMA	5.7 <sup>a</sup>	7.3 <sup>a</sup>	4.0 <sup>a</sup>	5.7 <sup>a</sup>	5.5 <sup>a</sup>	3.1 <sup>a</sup>	4.6 <sup>a</sup>	5.4 <sup>a</sup>
10 - 49	**	**	0.0 <sup>a</sup>	**	**	**	0.9 <sup>a</sup>	**
50 - 89	2.5 <sup>a</sup>	5.9 <sup>a</sup>	2.8 <sup>a</sup>	3.2 <sup>a</sup>	3.0 <sup>a</sup>	1.4 <sup>a</sup>	2.8 <sup>a</sup>	2.9 <sup>a</sup>
90 and more	6.3 <sup>a</sup>	7.5 <sup>a</sup>	4.4 <sup>a</sup>	6.3 <sup>a</sup>	6.3 <sup>a</sup>	3.6 <sup>a</sup>	5.1 <sup>a</sup>	5.9 <sup>a</sup>
Saguenay CMA	19.6 <sup>a</sup>	15.8 <sup>a</sup>	21.4 <sup>a</sup>	12.0 <sup>a</sup>	10.6 <sup>a</sup>	12.7 <sup>a</sup>	19.3 <sup>a</sup>	13.2 <sup>a</sup>
10 - 49	**	**	**	**	**	**	**	**
50 - 89	**	**	**	**	**	**	3.7 <sup>a</sup>	**
90 and more	29.6 <sup>a</sup>	17.8 <sup>a</sup>	22.6 <sup>a</sup>	11.8 <sup>a</sup>	10.5 <sup>a</sup>	13.1 <sup>a</sup>	21.7 <sup>a</sup>	13.6 <sup>a</sup>
Sherbrooke CMA	14.2 <sup>a</sup>	11.2 <sup>a</sup>	7.5 <sup>a</sup>	5.5 <sup>a</sup>	4.4 <sup>a</sup>	13.8 <sup>a</sup>	8.5 <sup>a</sup>	8.7 <sup>a</sup>
10 - 49	**	0.0 <sup>a</sup>	**	**	**	**	**	0.0 <sup>a</sup>
50 - 89	**	**	1.0 <sup>a</sup>	5.9 <sup>a</sup>	**	**	2.5 <sup>a</sup>	21.2 <sup>a</sup>
90 and more	14.9 <sup>a</sup>	12.0 <sup>a</sup>	8.2 <sup>a</sup>	5.6 <sup>a</sup>	4.6 <sup>a</sup>	4.1 <sup>a</sup>	9.4 <sup>a</sup>	7.0 <sup>a</sup>
Trois-Rivières CMA	12.6 <sup>a</sup>	16.6 <sup>a</sup>	13.9 <sup>a</sup>	16.0 <sup>a</sup>	20.0 <sup>a</sup>	19.2 <sup>a</sup>	14.2 <sup>a</sup>	16.7 <sup>a</sup>
10 - 49	**	**	1.7 <sup>a</sup>	**	**	**	1.2 <sup>a</sup>	**
50 - 89	9.7 <sup>a</sup>	**	7.9 <sup>a</sup>	3.7 <sup>a</sup>	0.0 <sup>a</sup>	2.7 <sup>a</sup>	7.6 <sup>a</sup>	3.3 <sup>a</sup>
90 and more	13.6 <sup>a</sup>	17.8 <sup>a</sup>	16.1 <sup>a</sup>	18.6 <sup>a</sup>	22.9 <sup>a</sup>	21.0 <sup>a</sup>	16.1 <sup>a</sup>	18.8 <sup>a</sup>
Abitibi-Témiscamingue	**	**	0.0 <sup>a</sup>	**	**	**	0.0 <sup>a</sup>	16.2 <sup>a</sup>
10 - 49	**	**	**	**	**	**	**	**
50 - 89	**	**	**	**	**	**	**	**
90 and more	**	**	0.0 <sup>a</sup>	**	**	**	0.0 <sup>a</sup>	17.6 <sup>a</sup>
Bas-Saint-Laurent	2.1 <sup>a</sup>	22.0 <sup>a</sup>	5.3 <sup>a</sup>	3.6 <sup>a</sup>	0.0 <sup>a</sup>	1.7 <sup>a</sup>	4.1 <sup>a</sup>	4.8 <sup>a</sup>
10 - 49	6.0 <sup>a</sup>	11.5 <sup>a</sup>	2.1 <sup>a</sup>	7.9 <sup>a</sup>	**	**	3.1 <sup>a</sup>	7.6 <sup>a</sup>
50 - 89	0.0 <sup>a</sup>	**	1.0 <sup>a</sup>	**	**	**	0.5 <sup>a</sup>	**
90 and more	**	**	7.9 <sup>a</sup>	2.3 <sup>a</sup>	0.0 <sup>a</sup>	2.4 <sup>a</sup>	6.1 <sup>a</sup>	3.7 <sup>a</sup>

continued

The following letter codes are used to indicate the reliability of the estimates:

a – Excellent, b – Very good, c – Good, d – Fair (Use with Caution)

\*\* Suppressed to protect confidentiality

++ Not statistically reliable

-- No units exist in universe for this category

### O1.4.1 Vacancy Rates (%) of Standard Apartment Spaces by Structure Size and Unit Type Quebec

Centre	Bachelor		One-Bedroom		Two-Bedroom		Total	
	2012	2013	2012	2013	2012	2013	2012	2013
Capitale-Nationale Rural	0.0 a	6.7 c	2.2 a	5.2 b	23.4 a	17.0 a	8.8 a	10.0 a
10 - 49	**	**	**	**	**	**	5.8 a	**
50 - 89	**	**	**	**	**	**	**	**
90 and more	**	**	**	**	**	**	**	**
Centre-du-Québec	7.6 a	9.1 a	3.3 a	6.9 a	9.4 a	10.9 a	5.9 a	8.3 a
10 - 49	12.3 a	6.8 a	5.2 a	3.9 a	5.4 a	**	8.2 a	3.5 a
50 - 89	**	13.6 a	**	**	**	**	7.4 a	13.6 a
90 and more	5.6 a	8.1 a	3.1 a	7.2 a	10.0 a	13.8 a	5.4 a	8.9 a
Chaudière-Appalaches	3.0 a	2.9 a	2.5 a	3.1 a	3.3 a	3.7 a	2.8 a	3.1 a
10 - 49	10.2 a	9.4 b	3.6 b	1.4 a	**	**	5.7 a	3.5 b
50 - 89	3.7 b	1.0 a	4.6 a	4.3 a	**	2.8 c	4.6 a	3.2 a
90 and more	1.2 a	2.2 a	1.8 a	3.1 a	3.0 a	4.4 a	1.8 a	3.0 a
Côte-Nord	**	**	1.4 a	0.4 a	1.4 a	1.5 a	1.6 a	0.6 a
10 - 49	**	**	**	**	**	**	**	**
50 - 89	**	**	**	**	**	**	**	**
90 and more	**	**	**	**	**	**	**	**
Estrie Rural	15.4 d	26.5 a	11.2 a	11.1 a	7.7 b	4.3 a	11.0 a	13.7 a
10 - 49	14.3 c	3.8 b	6.3 b	1.6 a	**	**	6.0 b	1.6 a
50 - 89	**	**	**	**	**	**	**	40.6 a
90 and more	**	**	14.4 a	13.7 a	**	**	14.4 a	12.3 a
Gaspésie-Îles-de-la-Madeleine	**	**	6.7 a	**	**	**	6.3 a	**
10 - 49	**	**	**	**	**	**	**	**
50 - 89	**	**	**	**	**	**	**	**
90 and more	**	**	**	**	**	**	**	**
Lanaudière	3.3 a	7.9 c	8.1 a	4.5 b	5.1 a	1.5 c	6.7 a	4.5 b
10 - 49	**	**	4.2 c	**	**	**	5.5 b	**
50 - 89	16.8 d	**	8.2 a	2.7 c	3.8 b	3.3 d	7.7 a	3.6 c
90 and more	**	**	8.3 a	5.0 b	4.9 a	0.6 b	6.3 a	4.8 b
Laurentides	**	**	8.9 a	6.6 b	4.9 a	8.6 a	7.0 a	8.7 a
10 - 49	**	**	**	**	**	**	**	**
50 - 89	**	**	**	**	**	**	**	**
90 and more	**	29.7 d	9.4 a	6.8 b	4.9 a	8.6 a	7.9 a	8.7 a
Mauricie	8.9 b	**	10.0 a	4.6 b	2.0 a	10.7 c	9.0 a	5.9 a
10 - 49	**	**	**	**	**	**	**	**
50 - 89	**	**	14.1 a	10.1 c	**	**	13.5 a	11.8 c
90 and more	**	**	7.7 a	**	**	**	7.0 a	**
Montréal	12.1 a	10.4 a	7.3 a	6.9 a	9.8 a	7.1 a	9.1 a	7.9 a
10 - 49	22.6 a	13.5 c	5.1 a	7.2 b	20.7 d	**	11.2 a	7.3 b
50 - 89	7.7 a	8.6 b	8.4 b	6.9 a	**	**	7.6 a	6.6 a
90 and more	12.5 a	10.6 a	7.3 a	6.9 a	9.8 a	7.7 a	9.2 a	8.1 a
Nord-du-Québec Rural	**	**	**	**	**	**	**	**
10 - 49	**	**	**	**	**	**	**	**
50 - 89	**	**	**	**	**	**	**	**
90 and more	**	**	**	**	**	**	**	**
Outaouais Rural	**	**	**	**	**	**	**	**
10 - 49	**	**	**	**	**	**	**	**
50 - 89	**	**	**	**	**	**	**	**
90 and more	**	**	**	**	**	**	**	**

continued

The following letter codes are used to indicate the reliability of the estimates:

a – Excellent, b – Very good, c – Good, d – Fair (Use with Caution)

\*\* Suppressed to protect confidentiality    ++ Not statistically reliable    -- No units exist in universe for this category

### O1.4.1 Vacancy Rates (%) of Standard Apartment Spaces by Structure Size and Unit Type Quebec

Centre	Bachelor		One-Bedroom		Two-Bedroom		Total	
	2012	2013	2012	2013	2012	2013	2012	2013
Saguenay-Lac-Saint-Jean	2.1 a	8.6 a	10.9 a	7.8 a	16.7 a	6.9 a	9.0 a	7.9 a
10 - 49	2.0 a	**	5.1 c	**	**	**	3.8 c	**
50 - 89	**	**	**	6.5 b	**	**	8.1 a	5.5 b
90 and more	**	**	12.3 a	7.2 a	21.4 a	9.3 a	11.1 a	7.4 a
<b>Province of Quebec</b>	<b>10.9 a</b>	<b>12.1 a</b>	<b>7.0 a</b>	<b>6.9 a</b>	<b>6.1 a</b>	<b>6.1 a</b>	<b>7.7 a</b>	<b>7.8 a</b>
10 - 49	8.2 a	9.3 a	5.1 a	4.9 a	7.9 a	0.0 b	6.2 a	5.0 a
50 - 89	6.6 a	11.5 a	5.4 a	4.5 a	3.3 a	7.2 a	5.3 a	6.3 a
90 and more	11.4 a	12.2 a	7.2 a	7.2 a	6.3 a	6.1 a	8.0 a	8.0 a

The following letter codes are used to indicate the reliability of the estimates:

a – Excellent, b – Very good, c – Good, d – Fair (Use with Caution)

\*\* Suppressed to protect confidentiality    ++ Not statistically reliable    -- No units exist in universe for this category

### O1.4.2 Vacancy Rates (%) of Standard Room Spaces by Structure Size and Unit Type Quebec

Centre	Private Room-and-Board		Semi-Private Room-and-Board		Total	
	2012	2013	2012	2013	2012	2013
Gatineau CMA	11.0 <sup>a</sup>	8.0 <sup>a</sup>	**	**	11.0 <sup>a</sup>	8.2 <sup>a</sup>
10 - 49	8.8 <sup>a</sup>	5.7 <sup>c</sup>	**	**	8.8 <sup>a</sup>	7.3 <sup>c</sup>
50 - 89	**	**	**	**	**	**
90 and more	10.8 <sup>a</sup>	8.4 <sup>a</sup>	**	**	10.8 <sup>a</sup>	8.4 <sup>a</sup>
Montréal CMA	11.2 <sup>a</sup>	11.3 <sup>a</sup>	11.4 <sup>a</sup>	20.6 <sup>a</sup>	11.2 <sup>a</sup>	11.8 <sup>a</sup>
10 - 49	15.0 <sup>a</sup>	13.3 <sup>a</sup>	9.8 <sup>c</sup>	26.6 <sup>a</sup>	14.9 <sup>a</sup>	13.7 <sup>a</sup>
50 - 89	10.0 <sup>a</sup>	8.6 <sup>a</sup>	**	11.2 <sup>c</sup>	10.6 <sup>a</sup>	8.8 <sup>a</sup>
90 and more	9.8 <sup>a</sup>	11.5 <sup>a</sup>	7.4 <sup>a</sup>	24.0 <sup>a</sup>	9.7 <sup>a</sup>	12.1 <sup>a</sup>
Island of Montréal	13.2 <sup>a</sup>	15.0 <sup>a</sup>	8.5 <sup>b</sup>	43.8 <sup>a</sup>	13.0 <sup>a</sup>	15.6 <sup>a</sup>
10 - 49	19.2 <sup>a</sup>	14.2 <sup>a</sup>	15.0 <sup>d</sup>	**	19.1 <sup>a</sup>	14.7 <sup>a</sup>
50 - 89	8.8 <sup>a</sup>	8.5 <sup>a</sup>	**	**	8.8 <sup>a</sup>	10.3 <sup>a</sup>
90 and more	12.5 <sup>a</sup>	16.5 <sup>a</sup>	**	**	12.3 <sup>a</sup>	16.9 <sup>a</sup>
Vaudreuil-Soulanges	22.8 <sup>a</sup>	13.8 <sup>a</sup>	**	**	22.8 <sup>a</sup>	13.8 <sup>a</sup>
10 - 49	**	**	**	**	**	**
50 - 89	**	**	**	**	**	**
90 and more	**	**	**	**	**	**
Laval-North Shore	9.1 <sup>a</sup>	7.4 <sup>a</sup>	**	14.9 <sup>a</sup>	9.1 <sup>a</sup>	8.2 <sup>a</sup>
10 - 49	13.0 <sup>a</sup>	9.9 <sup>a</sup>	**	23.3 <sup>a</sup>	12.8 <sup>a</sup>	10.3 <sup>a</sup>
50 - 89	11.9 <sup>a</sup>	4.6 <sup>a</sup>	**	**	13.6 <sup>a</sup>	4.0 <sup>a</sup>
90 and more	5.5 <sup>a</sup>	6.8 <sup>a</sup>	**	**	5.4 <sup>a</sup>	8.7 <sup>a</sup>
South Shore	9.5 <sup>a</sup>	9.7 <sup>a</sup>	**	**	9.8 <sup>a</sup>	9.8 <sup>a</sup>
10 - 49	13.6 <sup>a</sup>	18.7 <sup>a</sup>	**	**	13.6 <sup>a</sup>	18.9 <sup>a</sup>
50 - 89	5.3 <sup>a</sup>	10.7 <sup>a</sup>	**	**	5.3 <sup>a</sup>	10.7 <sup>a</sup>
90 and more	9.6 <sup>a</sup>	6.2 <sup>a</sup>	**	**	10.2 <sup>a</sup>	6.2 <sup>a</sup>
Québec CMA	6.6 <sup>a</sup>	8.4 <sup>a</sup>	**	**	6.6 <sup>a</sup>	8.4 <sup>a</sup>
10 - 49	10.5 <sup>a</sup>	13.0 <sup>a</sup>	**	**	10.4 <sup>a</sup>	13.0 <sup>a</sup>
50 - 89	4.3 <sup>a</sup>	7.0 <sup>a</sup>	**	**	4.3 <sup>a</sup>	7.0 <sup>a</sup>
90 and more	4.6 <sup>a</sup>	6.0 <sup>a</sup>	**	**	4.6 <sup>a</sup>	6.0 <sup>a</sup>
Saguenay CMA	9.1 <sup>a</sup>	11.9 <sup>a</sup>	**	**	9.1 <sup>a</sup>	11.9 <sup>a</sup>
10 - 49	10.0 <sup>a</sup>	16.2 <sup>a</sup>	**	**	10.0 <sup>a</sup>	16.2 <sup>a</sup>
50 - 89	5.3 <sup>a</sup>	5.6 <sup>a</sup>	**	**	5.3 <sup>a</sup>	5.6 <sup>a</sup>
90 and more	**	**	**	**	**	**
Sherbrooke CMA	11.7 <sup>a</sup>	9.3 <sup>a</sup>	**	**	11.7 <sup>a</sup>	9.3 <sup>a</sup>
10 - 49	7.2 <sup>a</sup>	6.8 <sup>a</sup>	**	**	7.2 <sup>a</sup>	6.8 <sup>a</sup>
50 - 89	6.7 <sup>a</sup>	12.6 <sup>a</sup>	**	**	6.7 <sup>a</sup>	12.6 <sup>a</sup>
90 and more	17.6 <sup>a</sup>	7.6 <sup>a</sup>	**	**	17.6 <sup>a</sup>	7.6 <sup>a</sup>
Trois-Rivières CMA	9.5 <sup>a</sup>	7.7 <sup>a</sup>	**	**	9.4 <sup>a</sup>	7.6 <sup>a</sup>
10 - 49	8.0 <sup>a</sup>	9.1 <sup>a</sup>	**	**	8.0 <sup>a</sup>	9.1 <sup>a</sup>
50 - 89	16.0 <sup>a</sup>	4.8 <sup>a</sup>	**	**	16.0 <sup>a</sup>	4.8 <sup>a</sup>
90 and more	**	7.6 <sup>b</sup>	**	**	**	7.2 <sup>b</sup>
Abitibi-Témiscamingue	5.4 <sup>a</sup>	5.6 <sup>a</sup>	**	**	5.3 <sup>a</sup>	5.6 <sup>a</sup>
10 - 49	1.6 <sup>a</sup>	3.7 <sup>a</sup>	**	**	1.5 <sup>a</sup>	3.7 <sup>a</sup>
50 - 89	12.5 <sup>a</sup>	**	**	**	12.5 <sup>a</sup>	**
90 and more	4.7 <sup>a</sup>	6.3 <sup>a</sup>	**	**	4.7 <sup>a</sup>	6.3 <sup>a</sup>
Bas-Saint-Laurent	4.6 <sup>a</sup>	7.9 <sup>a</sup>	**	**	4.6 <sup>a</sup>	7.8 <sup>a</sup>
10 - 49	6.3 <sup>a</sup>	7.6 <sup>a</sup>	**	**	6.3 <sup>a</sup>	7.6 <sup>a</sup>
50 - 89	6.1 <sup>a</sup>	11.9 <sup>a</sup>	**	**	6.1 <sup>a</sup>	11.9 <sup>a</sup>
90 and more	1.8 <sup>a</sup>	5.1 <sup>a</sup>	**	**	1.8 <sup>a</sup>	5.0 <sup>a</sup>

continued

The following letter codes are used to indicate the reliability of the estimates:

a – Excellent, b – Very good, c – Good, d – Fair (Use with Caution)

\*\* Suppressed to protect confidentiality    ++ Not statistically reliable    -- No units exist in universe for this category

### O1.4.2 Vacancy Rates (%) of Standard Room Spaces by Structure Size and Unit Type Quebec

Centre	Private Room-and-Board		Semi-Private Room-and-Board		Total	
	2012	2013	2012	2013	2012	2013
Capitale-Nationale Rural	8.7 <sup>a</sup>	20.6 <sup>a</sup>	**	**	9.3 <sup>a</sup>	20.9 <sup>a</sup>
10 - 49	10.9 <sup>a</sup>	27.5 <sup>a</sup>	**	**	11.6 <sup>a</sup>	27.8 <sup>a</sup>
50 - 89	**	**	**	**	**	**
90 and more	**	**	**	**	**	**
Centre-du-Québec	11.4 <sup>a</sup>	11.4 <sup>a</sup>	**	**	11.4 <sup>a</sup>	11.4 <sup>a</sup>
10 - 49	18.3 <sup>a</sup>	18.8 <sup>a</sup>	**	**	18.3 <sup>a</sup>	18.8 <sup>a</sup>
50 - 89	6.6 <sup>a</sup>	14.9 <sup>a</sup>	**	**	6.6 <sup>a</sup>	14.9 <sup>a</sup>
90 and more	11.9 <sup>a</sup>	8.3 <sup>a</sup>	**	**	11.9 <sup>a</sup>	8.3 <sup>a</sup>
Chaudière-Appalaches	8.1 <sup>a</sup>	9.2 <sup>a</sup>	**	**	8.0 <sup>a</sup>	9.1 <sup>a</sup>
10 - 49	11.0 <sup>a</sup>	12.4 <sup>a</sup>	**	**	11.0 <sup>a</sup>	12.4 <sup>a</sup>
50 - 89	5.2 <sup>a</sup>	6.4 <sup>a</sup>	**	**	5.2 <sup>a</sup>	6.4 <sup>a</sup>
90 and more	**	**	**	**	**	**
Côte-Nord	**	**	**	**	**	**
10 - 49	**	**	**	**	**	**
50 - 89	**	**	**	**	**	**
90 and more	**	**	**	**	**	**
Estrie Rural	11.8 <sup>a</sup>	10.5 <sup>a</sup>	**	**	11.8 <sup>a</sup>	10.5 <sup>a</sup>
10 - 49	19.5 <sup>a</sup>	18.1 <sup>a</sup>	**	**	19.5 <sup>a</sup>	18.1 <sup>a</sup>
50 - 89	2.6 <sup>a</sup>	1.8 <sup>a</sup>	**	**	2.6 <sup>a</sup>	1.8 <sup>a</sup>
90 and more	9.0 <sup>a</sup>	8.2 <sup>a</sup>	**	**	9.0 <sup>a</sup>	8.2 <sup>a</sup>
Gaspésie-Îles-de-la-Madeleine	7.4 <sup>a</sup>	5.6 <sup>b</sup>	**	**	7.4 <sup>a</sup>	5.6 <sup>b</sup>
10 - 49	3.5 <sup>a</sup>	8.1 <sup>c</sup>	**	**	3.5 <sup>a</sup>	8.1 <sup>c</sup>
50 - 89	9.1 <sup>a</sup>	**	**	**	9.1 <sup>a</sup>	**
90 and more	**	**	**	**	**	**
Lanaudière	15.6 <sup>a</sup>	11.3 <sup>a</sup>	**	**	16.1 <sup>a</sup>	11.4 <sup>a</sup>
10 - 49	18.8 <sup>a</sup>	15.6 <sup>a</sup>	**	**	20.0 <sup>a</sup>	15.8 <sup>a</sup>
50 - 89	9.8 <sup>a</sup>	7.0 <sup>c</sup>	**	**	9.8 <sup>a</sup>	7.0 <sup>c</sup>
90 and more	14.8 <sup>a</sup>	8.5 <sup>b</sup>	**	**	14.8 <sup>a</sup>	8.5 <sup>b</sup>
Laurentides	5.3 <sup>a</sup>	9.2 <sup>a</sup>	**	**	5.3 <sup>a</sup>	9.2 <sup>a</sup>
10 - 49	9.2 <sup>a</sup>	10.6 <sup>a</sup>	**	**	9.2 <sup>a</sup>	10.6 <sup>a</sup>
50 - 89	1.8 <sup>a</sup>	3.8 <sup>b</sup>	**	**	1.8 <sup>a</sup>	3.8 <sup>b</sup>
90 and more	**	15.1 <sup>a</sup>	**	**	**	15.1 <sup>a</sup>
Mauricie	3.6 <sup>a</sup>	4.2 <sup>a</sup>	**	**	3.8 <sup>a</sup>	4.2 <sup>a</sup>
10 - 49	4.7 <sup>a</sup>	5.2 <sup>a</sup>	**	**	5.1 <sup>a</sup>	5.2 <sup>a</sup>
50 - 89	5.9 <sup>a</sup>	1.2 <sup>a</sup>	**	**	5.9 <sup>a</sup>	1.2 <sup>a</sup>
90 and more	2.0 <sup>a</sup>	4.7 <sup>a</sup>	**	**	2.0 <sup>a</sup>	4.7 <sup>a</sup>
Montréal	13.4 <sup>a</sup>	14.7 <sup>a</sup>	**	**	13.6 <sup>a</sup>	15.0 <sup>a</sup>
10 - 49	19.1 <sup>a</sup>	17.0 <sup>a</sup>	**	**	19.5 <sup>a</sup>	17.8 <sup>a</sup>
50 - 89	14.5 <sup>a</sup>	15.2 <sup>a</sup>	**	**	14.5 <sup>a</sup>	15.3 <sup>a</sup>
90 and more	8.9 <sup>a</sup>	13.0 <sup>a</sup>	**	**	8.9 <sup>a</sup>	13.0 <sup>a</sup>
Nord-du-Québec Rural	**	**	**	**	**	**
10 - 49	**	**	**	**	**	**
50 - 89	**	**	**	**	**	**
90 and more	**	**	**	**	**	**

continued

The following letter codes are used to indicate the reliability of the estimates:

a – Excellent, b – Very good, c – Good, d – Fair (Use with Caution)

\*\* Suppressed to protect confidentiality    ++ Not statistically reliable    -- No units exist in universe for this category

### O1.4.2 Vacancy Rates (%) of Standard Room Spaces by Structure Size and Unit Type Quebec

Centre	Private Room-and-Board		Semi-Private Room-and-Board		Total	
	2012	2013	2012	2013	2012	2013
<b>Outaouais Rural</b>	9.4 <sup>a</sup>	9.9 <sup>a</sup>	**	**	9.4 <sup>a</sup>	9.9 <sup>a</sup>
10 - 49	3.7 <sup>a</sup>	8.7 <sup>a</sup>	**	**	3.7 <sup>a</sup>	8.7 <sup>a</sup>
50 - 89	**	**	**	**	**	**
90 and more	**	**	**	**	**	**
<b>Saguenay-Lac-Saint-Jean</b>	6.5 <sup>a</sup>	4.9 <sup>a</sup>	**	**	6.5 <sup>a</sup>	5.0 <sup>a</sup>
10 - 49	9.3 <sup>b</sup>	8.9 <sup>a</sup>	**	**	9.3 <sup>b</sup>	9.1 <sup>a</sup>
50 - 89	9.6 <sup>a</sup>	3.7 <sup>b</sup>	**	**	9.2 <sup>a</sup>	3.7 <sup>b</sup>
90 and more	3.2 <sup>a</sup>	2.1 <sup>a</sup>	**	**	3.2 <sup>a</sup>	2.1 <sup>a</sup>
<b>Province of Quebec</b>	9.6 <sup>a</sup>	10.1 <sup>a</sup>	11.2 <sup>a</sup>	19.3 <sup>a</sup>	9.6 <sup>a</sup>	10.2 <sup>a</sup>
10 - 49	12.0 <sup>a</sup>	12.2 <sup>a</sup>	23.7 <sup>a</sup>	32.7 <sup>a</sup>	12.1 <sup>a</sup>	12.4 <sup>a</sup>
50 - 89	8.2 <sup>a</sup>	8.8 <sup>a</sup>	10.8 <sup>a</sup>	11.2 <sup>c</sup>	8.2 <sup>a</sup>	8.9 <sup>a</sup>
90 and more	8.5 <sup>a</sup>	9.3 <sup>a</sup>	6.4 <sup>a</sup>	18.6 <sup>a</sup>	8.5 <sup>a</sup>	9.5 <sup>a</sup>

The following letter codes are used to indicate the reliability of the estimates:

a – Excellent, b – Very good, c – Good, d – Fair (Use with Caution)

\*\* Suppressed to protect confidentiality    ++ Not statistically reliable    -- No units exist in universe for this category

### O2.3.1 Universe of Standard Apartment Spaces by Rent Range (\$) Quebec

Centre	Less Than \$901		\$901 to \$1,200		\$1,201 to \$1,600		\$1,601 or More		Total Spaces Where Rents are Known	
	% of Total <sup>1</sup>		% of Total <sup>1</sup>		% of Total <sup>1</sup>		% of Total <sup>1</sup>			
	2012	2013	2012	2013	2012	2013	2012	2013	2012	2013
Gatineau CMA	2.7 a	4.3 a	6.0 a	3.6 a	28.3 a	18.6 a	63.0 a	73.4 a	2,281 a	1,728 a
Montréal CMA	10.4 a	7.0 a	22.1 a	17.6 a	35.8 a	37.9 a	31.7 a	37.4 a	30,510 a	29,379 a
Island of Montréal	15.0 a	10.9 a	28.1 a	20.5 a	27.7 a	32.4 a	29.3 a	36.2 a	15,839 a	15,396 a
Island Centre	13.1 a	10.5 a	16.1 a	5.7 a	31.2 a	26.6 a	39.6 a	57.2 a	2,794 a	3,097 a
Island West	6.5 a	0.5 a	19.9 a	26.5 a	22.8 a	23.6 a	50.7 a	49.5 a	4,596 a	4,119 a
Island North	28.6 a	23.8 a	55.3 a	34.1 a	12.3 a	34.6 a	3.8 a	7.4 a	5,280 a	5,100 a
Island East	6.2 a	3.8 a	5.1 a	4.7 a	57.1 a	46.4 a	31.6 a	45.1 a	3,168 a	3,081 a
Vaudreuil-Soulanges	**	**	**	**	**	**	**	**	**	**
Laval-North Shore	6.8 a	3.8 a	14.7 a	17.4 a	43.9 a	42.4 a	34.6 a	36.4 a	9,020 a	8,722 a
South Shore	3.6 a	1.0 a	18.4 a	10.1 a	44.4 a	48.1 a	33.6 a	40.8 a	5,179 a	4,910 a
Québec CMA	7.2 a	7.0 a	12.2 a	7.7 a	39.5 a	37.9 a	41.1 a	47.3 a	7,964 a	7,597 a
Centre North	10.9 a	11.0 a	16.0 a	10.7 a	28.4 a	32.4 a	44.7 a	45.9 a	5,080 a	4,835 a
Northern Suburbs	1.1 a	**	6.5 a	2.8 a	55.7 a	45.1 a	36.7 a	52.1 a	2,025 a	1,819 a
Québec South Shore	**	**	3.3 a	2.0 a	66.5 a	52.4 a	30.3 a	45.6 a	859 a	943 a
Saguenay CMA	4.3 a	8.5 a	22.1 a	6.6 a	53.0 a	30.4 a	20.6 a	54.6 a	1,483 a	1,449 a
Sherbrooke CMA	7.0 a	9.3 a	23.4 a	16.6 a	45.3 a	45.1 a	24.3 a	29.0 a	2,143 a	2,193 a
Trois-Rivières CMA	2.3 a	0.7 a	21.0 a	23.6 a	50.7 a	49.8 a	26.0 a	26.0 a	2,134 a	2,589 a
Abitibi-Témiscamingue	4.8 a	7.9 a	**	**	23.7 a	2.0 a	71.5 a	90.1 a	249 a	152 a
Bas-Saint-Laurent	8.1 a	6.5 a	28.7 a	27.0 a	43.5 a	57.0 a	19.7 a	9.5 a	798 a	682 a
Capitale-Nationale Rural	7.4 a	3.9 b	5.6 a	0.9 a	21.2 a	15.9 a	65.9 a	79.3 a	340 a	462 a
Centre-du-Québec	2.0 a	1.7 a	21.8 a	11.7 a	59.0 a	67.5 a	17.1 a	19.1 a	1,955 a	1,743 a
Chaudière-Appalaches	3.6 a	3.8 a	32.1 a	15.8 a	50.4 a	50.1 a	13.9 a	30.3 a	1,618 a	1,762 a
Côte-Nord	0.7 a	**	22.4 a	9.4 a	5.3 a	5.0 a	71.7 a	85.6 a	304 a	320 a
Estrie Rural	11.2 a	7.1 a	20.7 a	14.9 a	8.5 a	37.9 a	59.6 a	40.2 a	490 a	755 a
Gaspésie-Îles-de-la-Madeleine	**	**	7.0 c	**	77.9 a	**	15.1 d	**	86 a	**
Lanaudière	2.4 a	5.4 a	25.4 a	25.1 a	59.0 a	59.0 a	13.1 a	10.5 a	1,633 a	1,532 a
Laurentides	**	**	18.1 a	15.5 a	63.5 a	63.1 a	18.4 a	21.4 a	544 a	495 a
Mauricie	16.8 a	19.4 a	23.0 a	4.2 a	46.8 a	47.7 a	13.4 a	28.7 a	528 a	448 a
Montréal	5.9 a	**	12.0 a	14.0 a	57.7 a	55.9 a	24.3 a	30.1 a	3,138 a	2,744 a
Nord-du-Québec Rural	**	**	**	**	**	**	**	**	**	-
Outaouais Rural	**	**	**	**	**	**	**	**	**	**
Saguenay-Lac-Saint-Jean	10.9 a	2.0 a	27.4 a	19.8 a	49.6 a	65.6 a	12.0 a	12.6 a	675 a	592 a
<b>Province of Quebec</b>	<b>8.0 a</b>	<b>6.1 a</b>	<b>19.9 a</b>	<b>15.3 a</b>	<b>40.5 a</b>	<b>41.0 a</b>	<b>31.7 a</b>	<b>37.6 a</b>	<b>59,049 a</b>	<b>56,793 a</b>

<sup>1</sup> % is based on those spaces where the rents are known.

The following letter codes are used to indicate the reliability of the estimates:

a – Excellent, b – Very good, c – Good, d – Fair (Use with Caution)

\*\* Suppressed to protect confidentiality

++ Not statistically reliable

-- No units exist in universe for this category

## O2.3.2 Universe of Standard Room Spaces by Rent Range (\$) Quebec

Centre	Less Than \$901		\$901 to \$1,200		\$1,201 to \$1,600		\$1,601 or More		Total Spaces Where Rents are Known	
	% of Total <sup>1</sup>		% of Total <sup>1</sup>		% of Total <sup>1</sup>		% of Total <sup>1</sup>			
	2012	2013	2012	2013	2012	2013	2012	2013	2012	2013
Gatineau CMA	**	**	14.0 a	2.7 a	54.6 a	12.5 a	31.3 a	84.8 a	648 a	1,056 a
Montréal CMA	5.4 a	1.1 a	14.0 a	9.1 a	49.3 a	45.6 a	31.3 a	44.2 a	8,289 a	9,000 a
Island of Montréal	7.9 a	1.5 a	15.8 a	7.2 a	30.4 a	37.0 a	45.9 a	54.2 a	3,505 a	3,656 a
Québec CMA	1.0 a	0.9 a	16.8 a	17.8 a	44.9 a	42.9 a	37.3 a	38.5 a	3,348 a	3,355 a
Saguenay CMA	15.0 a	27.5 a	45.9 a	30.7 a	34.4 a	36.5 a	4.7 a	5.3 a	854 a	892 a
Sherbrooke CMA	5.8 a	1.4 a	52.2 a	46.2 a	41.6 a	38.8 a	0.5 a	13.5 a	1,459 a	1,464 a
Trois-Rivières CMA	8.6 a	4.0 a	38.7 a	34.4 a	33.9 a	45.9 a	18.8 a	15.7 a	949 a	1,095 a
Abitibi-Témiscamingue	1.0 a	0.4 a	48.7 a	38.8 a	21.9 a	38.7 a	28.4 a	22.1 a	1,016 a	910 a
Bas-Saint-Laurent	6.1 a	1.9 a	45.9 a	35.9 a	43.1 a	51.5 a	5.0 a	10.7 a	1,936 a	2,270 a
Capitale-Nationale Rural	20.2 a	11.9 a	66.0 a	19.9 a	12.8 a	67.2 a	1.1 a	1.0 a	282 a	212 a
Centre-du-Québec	9.2 a	5.2 a	78.0 a	63.6 a	12.1 a	24.5 a	0.6 a	6.6 a	1,698 a	1,908 a
Chaudière-Appalaches	7.2 a	5.6 a	51.4 a	48.3 a	37.1 a	40.2 a	4.3 a	5.8 a	2,225 a	2,306 a
Côte-Nord	**	**	**	**	**	**	**	**	**	**
Estrie Rural	5.4 a	3.6 a	42.6 a	47.9 a	41.1 a	34.1 a	11.0 a	14.3 a	1,158 a	1,115 a
Gaspésie-Îles-de-la-Madeleine	4.8 b	0.8 a	44.5 a	51.8 a	33.1 a	29.3 a	17.5 a	18.2 a	456 a	507 a
Lanaudière	3.7 a	1.3 a	43.3 a	46.5 a	49.9 a	44.2 a	3.1 a	8.0 b	961 a	1,172 a
Laurentides	2.8 a	2.4 a	24.3 a	11.8 a	40.7 a	66.5 a	32.1 a	19.3 a	1,001 a	1,051 a
Mauricie	5.6 a	4.9 a	53.8 a	41.2 a	32.8 a	41.3 a	7.8 a	12.6 a	1,350 a	1,434 a
Montérégie	2.4 a	1.7 a	25.0 a	21.9 a	54.8 a	44.7 a	17.8 a	31.7 a	4,022 a	4,285 a
Nord-du-Québec Rural	**	**	**	**	**	**	**	**	-	**
Outaouais Rural	4.4 a	6.8 a	71.3 a	49.0 a	24.3 a	24.5 a	**	19.8 a	181 a	192 a
Saguenay-Lac-Saint-Jean	4.7 a	0.7 a	40.6 a	44.1 a	45.4 a	46.6 a	9.3 a	8.6 a	939 a	1,024 a
<b>Province of Quebec</b>	<b>5.1 a</b>	<b>2.8 a</b>	<b>33.6 a</b>	<b>27.9 a</b>	<b>42.3 a</b>	<b>42.4 a</b>	<b>19.0 a</b>	<b>26.8 a</b>	<b>32,884 a</b>	<b>35,433 a</b>

<sup>1</sup> % is based on those spaces where the rents are known.

The following letter codes are used to indicate the reliability of the estimates:

a – Excellent, b – Very good, c – Good, d – Fair (Use with Caution)

\*\* Suppressed to protect confidentiality    ++ Not statistically reliable    -- No units exist in universe for this category

### O2.4.1 Proportion (%) of Standard Apartment Spaces Where Meal Plan Mandatory by Unit Type Quebec

Centre	Bachelor		One-Bedroom		Two-Bedroom		Total	
	2012	2013	2012	2013	2012	2013	2012	2013
Gatineau CMA	68.9 a	**	33.2 a	13.9 a	5.3 a	5.8 b	36.4 a	12.1 a
Montréal CMA	43.4 a	42.5 a	15.3 a	18.7 a	6.7 a	10.9 a	20.4 a	22.3 a
Island of Montréal	39.6 a	41.1 a	20.2 a	20.7 a	9.1 a	15.3 a	23.6 a	24.8 a
Vaudreuil-Soulanges	**	**	**	**	**	**	**	**
Laval/North Shore	33.0 a	30.4 a	6.8 a	12.2 a	3.9 a	6.1 a	10.3 a	13.7 a
South Shore	60.2 a	68.6 a	13.1 a	23.3 a	7.5 a	11.0 a	27.0 a	29.9 a
Québec CMA	46.5 a	45.4 a	27.0 a	29.5 a	8.1 a	19.0 a	26.5 a	29.7 a
Saguenay CMA	39.7 a	66.5 a	15.9 a	59.4 a	17.6 a	69.7 a	21.8 a	63.1 a
Sherbrooke CMA	67.0 a	68.9 a	12.1 a	21.5 a	8.3 a	16.2 a	27.3 a	34.0 a
Trois-Rivières CMA	64.9 a	60.0 a	50.9 a	38.2 a	31.1 a	18.8 a	53.3 a	41.0 a
Abitibi-Témiscamingue	**	**	85.9 a	**	**	**	94.4 a	75.3 a
Bas-Saint-Laurent	81.8 a	38.7 a	59.5 a	52.1 a	17.6 a	13.7 a	58.0 a	44.4 a
Capitale-Nationale Rural	5.8 a	98.5 a	25.6 a	85.3 a	62.3 a	34.4 a	34.1 a	68.6 a
Centre-du-Québec	85.2 a	56.4 a	40.1 a	19.8 a	30.9 a	4.4 a	50.9 a	23.9 a
Chaudière - Appalche	89.1 a	78.7 a	80.6 a	50.7 a	54.9 a	37.4 a	80.2 a	57.3 a
Côte-Nord	**	**	79.0 a	99.1 a	59.7 a	98.5 a	73.9 a	99.1 a
Estrie Rural	100.0 a	81.9 a	39.0 a	49.5 a	40.3 a	26.9 a	45.1 a	58.7 a
Gaspésie - Îles-de-la-Madeleine	**	**	96.6 a	**	**	**	96.8 a	**
Lanaudière	56.2 a	98.7 a	33.9 a	28.7 a	25.0 a	37.9 a	36.1 a	44.2 a
Laurentides	64.0 a	**	5.0 a	1.7 a	**	**	11.7 a	1.2 a
Mauricie	56.2 a	**	33.2 a	42.5 a	22.7 a	48.8 a	37.8 a	43.7 a
Montérégie	81.0 a	80.1 a	26.7 a	34.1 a	16.0 a	13.5 a	40.8 a	42.6 a
Nord-du-Québec Rural	**	**	**	**	**	**	**	**
Outaouais Rural	**	**	**	**	**	**	**	**
Saguenay/Lac-Saint-Jean	100.0 a	96.3 a	58.8 a	54.1 a	41.5 a	34.4 a	69.1 a	59.4 a
<b>Province of Québec</b>	<b>54.6 a</b>	<b>52.8 a</b>	<b>25.0 a</b>	<b>27.0 a</b>	<b>12.3 a</b>	<b>16.3 a</b>	<b>29.7 a</b>	<b>30.3 a</b>

The following letter codes are used to indicate the reliability of the estimates:

a – Excellent, b – Very good, c – Good, d – Fair (Use with Caution)

\*\* Suppressed to protect confidentiality    ++ Not statistically reliable    -- No units exist in universe for this category

## O2.5.1 Proportion (%) of Structures with Access to Selected Amenities by Structure Size Quebec

Centre	Shops	Organized Recreational Services	Home Support Services	Personal Assistance Services
Gatineau CMA	**	94.7 <sup>a</sup>	89.4 <sup>a</sup>	89.4 <sup>a</sup>
10 - 49	**	100.0 <sup>a</sup>	100.0 <sup>a</sup>	100.0 <sup>a</sup>
50 - 89	**	**	**	**
90 and more	91.3 <sup>a</sup>	100.0 <sup>a</sup>	90.4 <sup>a</sup>	90.4 <sup>a</sup>
Montréal CMA	69.6 <sup>a</sup>	83.8 <sup>a</sup>	85.9 <sup>a</sup>	82.4 <sup>a</sup>
10 - 49	37.1 <sup>a</sup>	70.7 <sup>a</sup>	91.4 <sup>a</sup>	88.9 <sup>a</sup>
50 - 89	61.6 <sup>a</sup>	78.1 <sup>a</sup>	83.4 <sup>a</sup>	81.1 <sup>a</sup>
90 and more	87.1 <sup>a</sup>	91.3 <sup>a</sup>	83.7 <sup>a</sup>	79.5 <sup>a</sup>
Island of Montréal	77.1 <sup>a</sup>	85.2 <sup>a</sup>	81.0 <sup>a</sup>	79.5 <sup>a</sup>
10 - 49	**	**	90.3 <sup>a</sup>	85.6 <sup>a</sup>
50 - 89	**	**	**	**
90 and more	83.5 <sup>a</sup>	91.2 <sup>a</sup>	79.8 <sup>a</sup>	77.8 <sup>a</sup>
Vaudreuil-Soulanges	100.0 <sup>a</sup>	100.0 <sup>a</sup>	100.0 <sup>a</sup>	100.0 <sup>a</sup>
10 - 49	**	**	**	**
50 - 89	**	**	**	**
90 and more	**	**	**	**
Laval-North Shore	55.3 <sup>a</sup>	73.9 <sup>a</sup>	83.5 <sup>a</sup>	76.8 <sup>a</sup>
10 - 49	20.6 <sup>d</sup>	64.7 <sup>a</sup>	87.3 <sup>a</sup>	84.7 <sup>a</sup>
50 - 89	**	69.7 <sup>a</sup>	77.3 <sup>a</sup>	69.7 <sup>a</sup>
90 and more	89.9 <sup>a</sup>	84.4 <sup>a</sup>	81.9 <sup>a</sup>	71.4 <sup>a</sup>
South Shore	71.1 <sup>a</sup>	93.7 <sup>a</sup>	98.4 <sup>a</sup>	95.1 <sup>a</sup>
10 - 49	**	84.5 <sup>a</sup>	100.0 <sup>a</sup>	100.0 <sup>a</sup>
50 - 89	73.2 <sup>a</sup>	91.1 <sup>a</sup>	100.0 <sup>a</sup>	91.1 <sup>a</sup>
90 and more	93.8 <sup>a</sup>	100.0 <sup>a</sup>	96.9 <sup>a</sup>	93.6 <sup>a</sup>
Québec CMA	80.4 <sup>a</sup>	98.5 <sup>a</sup>	92.7 <sup>a</sup>	91.3 <sup>a</sup>
10 - 49	61.5 <sup>a</sup>	98.1 <sup>a</sup>	100.0 <sup>a</sup>	94.2 <sup>a</sup>
50 - 89	90.0 <sup>a</sup>	97.4 <sup>a</sup>	95.1 <sup>a</sup>	95.1 <sup>a</sup>
90 and more	93.5 <sup>a</sup>	100.0 <sup>a</sup>	82.2 <sup>a</sup>	84.6 <sup>a</sup>
Saguenay CMA	50.0 <sup>a</sup>	93.3 <sup>a</sup>	96.7 <sup>a</sup>	93.3 <sup>a</sup>
10 - 49	46.2 <sup>a</sup>	92.3 <sup>a</sup>	100.0 <sup>a</sup>	92.3 <sup>a</sup>
50 - 89	33.3 <sup>a</sup>	88.9 <sup>a</sup>	88.9 <sup>a</sup>	88.9 <sup>a</sup>
90 and more	75.0 <sup>a</sup>	100.0 <sup>a</sup>	100.0 <sup>a</sup>	100.0 <sup>a</sup>
Sherbrooke CMA	82.1 <sup>a</sup>	97.4 <sup>a</sup>	94.9 <sup>a</sup>	69.2 <sup>a</sup>
10 - 49	58.3 <sup>a</sup>	100.0 <sup>a</sup>	100.0 <sup>a</sup>	33.3 <sup>a</sup>
50 - 89	84.6 <sup>a</sup>	92.3 <sup>a</sup>	92.3 <sup>a</sup>	84.6 <sup>a</sup>
90 and more	100.0 <sup>a</sup>	100.0 <sup>a</sup>	92.9 <sup>a</sup>	85.7 <sup>a</sup>
Trois-Rivières CMA	55.6 <sup>a</sup>	88.1 <sup>a</sup>	94.7 <sup>a</sup>	88.1 <sup>a</sup>
10 - 49	**	80.2 <sup>a</sup>	100.0 <sup>a</sup>	90.2 <sup>a</sup>
50 - 89	**	100.0 <sup>a</sup>	**	100.0 <sup>a</sup>
90 and more	92.4 <sup>a</sup>	92.4 <sup>a</sup>	90.7 <sup>a</sup>	**
Abitibi-Témiscamingue	63.6 <sup>a</sup>	90.9 <sup>a</sup>	90.9 <sup>a</sup>	68.2 <sup>a</sup>
10 - 49	46.2 <sup>a</sup>	84.6 <sup>a</sup>	92.3 <sup>a</sup>	69.2 <sup>a</sup>
50 - 89	**	**	**	**
90 and more	100.0 <sup>a</sup>	100.0 <sup>a</sup>	83.3 <sup>a</sup>	66.7 <sup>a</sup>
Bas-Saint-Laurent	51.5 <sup>a</sup>	81.8 <sup>a</sup>	95.5 <sup>a</sup>	72.7 <sup>a</sup>
10 - 49	33.3 <sup>a</sup>	82.2 <sup>a</sup>	95.6 <sup>a</sup>	68.9 <sup>a</sup>
50 - 89	90.0 <sup>a</sup>	80.0 <sup>a</sup>	100.0 <sup>a</sup>	90.0 <sup>a</sup>
90 and more	90.9 <sup>a</sup>	81.8 <sup>a</sup>	90.9 <sup>a</sup>	72.7 <sup>a</sup>

continued

The following letter codes are used to indicate the reliability of the estimates:

a – Excellent, b – Very good, c – Good, d – Fair (Use with Caution)

\*\* Suppressed to protect confidentiality    ++ Not statistically reliable    -- No units exist in universe for this category

## O2.5.1 Proportion (%) of Structures with Access to Selected Amenities by Structure Size Quebec

Centre	Shops	Organized Recreational Services	Home Support Services	Personal Assistance Services
Capitale-Nationale Rural	**	90.0 a	90.0 a	80.0 a
10 - 49	**	88.2 a	88.2 a	76.5 a
50 - 89	**	**	**	**
90 and more	**	**	**	**
Centre-du-Québec	65.9 a	89.6 a	94.0 a	87.4 a
10 - 49	46.0 a	90.7 a	86.6 a	90.7 a
50 - 89	83.8 a	83.2 a	100.0 a	82.7 a
90 and more	80.4 a	93.0 a	100.0 a	86.4 a
Chaudière-Appalaches	75.4 a	89.3 a	91.5 a	83.0 a
10 - 49	68.1 a	85.5 a	88.4 a	84.0 a
50 - 89	94.4 a	100.0 a	100.0 a	83.6 a
90 and more	100.0 a	100.0 a	100.0 a	71.4 a
Côte-Nord	33.3 a	83.3 a	50.0 a	50.0 a
10 - 49	**	**	**	**
50 - 89	**	**	**	**
90 and more	**	**	**	**
Estrie Rural	46.3 a	73.2 a	82.9 a	80.5 a
10 - 49	34.5 a	62.1 a	75.9 a	75.9 a
50 - 89	**	100.0 a	100.0 a	100.0 a
90 and more	100.0 a	100.0 a	100.0 a	83.3 a
Gaspésie-Îles-de-la-Madeleine	**	94.1 a	75.3 a	87.1 a
10 - 49	**	92.2 a	67.2 a	82.8 a
50 - 89	**	**	**	**
90 and more	**	**	**	**
Lanaudière	**	**	94.9 a	89.0 a
10 - 49	**	**	100.0 a	89.5 a
50 - 89	**	**	100.0 a	**
90 and more	**	**	**	90.9 a
Laurentides	64.2 a	82.0 a	96.3 a	89.1 a
10 - 49	**	79.3 a	93.1 a	93.1 a
50 - 89	71.0 a	72.0 a	100.0 a	100.0 a
90 and more	100.0 a	100.0 a	100.0 a	**
Mauricie	47.3 a	86.7 a	92.2 a	92.3 a
10 - 49	**	83.8 a	95.9 a	96.0 a
50 - 89	**	100.0 a	84.2 a	84.2 a
90 and more	100.0 a	85.4 a	85.8 a	85.8 a
Montréal	58.9 a	88.9 a	93.5 a	94.4 a
10 - 49	39.3 a	80.1 a	89.3 a	92.8 a
50 - 89	79.3 a	100.0 a	100.0 a	96.3 a
90 and more	79.5 a	96.2 a	95.9 a	95.9 a
Nord-du-Québec Rural	**	**	**	**
10 - 49	**	**	**	**
50 - 89	**	**	**	**
90 and more	**	**	**	**

continued

The following letter codes are used to indicate the reliability of the estimates:

a – Excellent, b – Very good, c – Good, d – Fair (Use with Caution)

\*\* Suppressed to protect confidentiality    ++ Not statistically reliable    -- No units exist in universe for this category

**O2.5.1 Proportion (%) of Structures with Access to Selected Amenities  
by Structure Size  
Quebec**

Centre	Shops		Organized Recreational Services		Home Support Services		Personal Assistance Services	
Outaouais Rural	90.0	a	90.0	a	90.0	a	100.0	a
10 - 49	85.7	a	85.7	a	85.7	a	100.0	a
50 - 89	**		**		**		**	
90 and more	**		**		**		**	
Saguenay-Lac-Saint-Jean	65.1	a	90.6	a	80.7	a	83.3	a
10 - 49	58.8	a	82.4	a	76.5	a	88.2	a
50 - 89	87.0	a	100.0	a	87.0	a	**	
90 and more	**		100.0	a	**		**	
<b>Province of Quebec</b>	<b>65.1</b>	<b>a</b>	<b>87.1</b>	<b>a</b>	<b>90.2</b>	<b>a</b>	<b>84.9</b>	<b>a</b>
10 - 49	44.7	a	81.2	a	91.0	a	85.2	a
50 - 89	76.5	a	89.8	a	93.1	a	88.2	a
90 and more	88.0	a	94.0	a	87.3	a	82.5	a

The following letter codes are used to indicate the reliability of the estimates:

a – Excellent, b – Very good, c – Good, d – Fair (Use with Caution)

\*\* Suppressed to protect confidentiality    ++ Not statistically reliable    -- No units exist in universe for this category

## O2.6.1 Number of Residents, Number of Residents Living Alone and Number of Residents Needing Heavy Care by Structure Type Quebec

Centre	Apartment		Mixed		Room-and-Board	
	2012	2013	2012	2013	2012	2013
<b>Gatineau CMA</b>						
Total number of residents	1,485 a	**	1,398 a	**	112 a	**
Number of residents living alone	1,097 a	**	1,054 a	**	108 a	**
Total number of couples	194 a	**	172 a	**	2 a	**
Number of residents needing heavy care	**	**	**	289 a	**	**
<b>Montréal CMA</b>						
Total number of residents	24,067 a	20,613 b	14,347 b	16,015 b	5,936 a	7,220 b
Number of residents living alone	16,635 a	14,933 b	11,158 b	12,239 b	5,756 a	6,926 b
Total number of couples	3,716 a	2,840 b	1,595 b	1,888 b	90 d	147 d
Number of residents needing heavy care	418 a	**	1,298 a	1,742 a	852 a	1,179 a
<b>Québec CMA</b>						
Total number of residents	4,575 a	4,276 b	6,024 a	6,315 a	2,296 a	2,432 a
Number of residents living alone	3,293 a	2,934 b	4,908 a	5,209 a	2,158 a	2,344 a
Total number of couples	641 a	671 b	558 a	553 b	54 a	44 a
Number of residents needing heavy care	**	**	610 a	667 a	301 a	459 a
<b>Saguenay CMA</b>						
Total number of residents	423 a	459 a	1,343 a	1,416 a	541 a	589 a
Number of residents living alone	333 a	301 a	1,009 a	1,068 a	541 a	587 a
Total number of couples	45 a	79 a	167 a	174 a	**	1 a
Number of residents needing heavy care	**	**	**	**	**	92 a
<b>Sherbrooke CMA</b>						
Total number of residents	2,060 a	1,987 a	997 a	1,220 a	712 a	685 a
Number of residents living alone	1,488 a	1,479 a	927 a	1,126 a	692 a	673 a
Total number of couples	286 a	254 a	35 a	47 a	10 a	6 a
Number of residents needing heavy care	**	**	**	**	**	**
<b>Trois-Rivières CMA</b>						
Total number of residents	1,903 a	1,429 b	603 a	**	642 a	525 b
Number of residents living alone	1,363 a	1,021 b	523 a	1,364 d	628 a	511 b
Total number of couples	270 a	204 a	40 a	**	7 a	7 a
Number of residents needing heavy care	**	**	**	**	**	**

The following letter codes are used to indicate the reliability of the estimates:

a – Excellent, b – Very good, c – Good, d – Fair (Use with Caution)

\*\* Suppressed to protect confidentiality    ++ Not statistically reliable    -- No units exist in universe for this category

### O3.1.1 Average Rents (\$) of Standard Apartment Spaces by Unit Type Quebec

Centre	Bachelor	One-Bedroom	Two-Bedroom	Total
Gatineau CMA	**	1,869 <sup>a</sup>	1,966 <sup>a</sup>	1,841 <sup>a</sup>
Gatineau East	**	1,650 <sup>a</sup>	1,795 <sup>a</sup>	1,646 <sup>a</sup>
Gatineau West	**	2,126 <sup>a</sup>	**	2,123 <sup>a</sup>
Surrounding Area	**	**	**	**
Montréal CMA	1,284 <sup>a</sup>	1,526 <sup>a</sup>	2,021 <sup>a</sup>	1,584 <sup>a</sup>
Island of Montréal	1,306 <sup>a</sup>	1,578 <sup>a</sup>	2,127 <sup>a</sup>	1,604 <sup>a</sup>
Island Centre	1,779 <sup>a</sup>	2,130 <sup>a</sup>	2,947 <sup>a</sup>	2,152 <sup>a</sup>
Island West	1,351 <sup>a</sup>	1,517 <sup>a</sup>	2,250 <sup>a</sup>	1,640 <sup>a</sup>
Island North	853 <sup>a</sup>	1,167 <sup>a</sup>	1,529 <sup>a</sup>	1,146 <sup>a</sup>
Island East	1,452 <sup>a</sup>	1,824 <sup>a</sup>	2,109 <sup>a</sup>	1,764 <sup>a</sup>
Vaudreuil-Soulanges	**	**	**	**
Laval-North Shore	1,163 <sup>a</sup>	1,413 <sup>a</sup>	1,906 <sup>a</sup>	1,519 <sup>a</sup>
Laval	1,180 <sup>a</sup>	1,421 <sup>a</sup>	1,953 <sup>a</sup>	1,532 <sup>a</sup>
North Shore	1,107 <sup>a</sup>	1,415 <sup>a</sup>	1,859 <sup>a</sup>	1,513 <sup>a</sup>
Saint-Jérôme	**	1,361 <sup>a</sup>	**	1,448 <sup>a</sup>
South Shore	1,371 <sup>a</sup>	1,545 <sup>a</sup>	2,043 <sup>a</sup>	1,628 <sup>a</sup>
South Shore Centre	1,254 <sup>a</sup>	1,543 <sup>a</sup>	2,163 <sup>a</sup>	1,669 <sup>a</sup>
South Shore East	1,429 <sup>a</sup>	1,625 <sup>a</sup>	1,977 <sup>a</sup>	1,640 <sup>a</sup>
South Shore West	**	1,225 <sup>a</sup>	1,594 <sup>a</sup>	1,335 <sup>a</sup>
Québec CMA	1,206 <sup>a</sup>	1,558 <sup>a</sup>	1,916 <sup>a</sup>	1,588 <sup>a</sup>
Centre North	1,114 <sup>a</sup>	1,550 <sup>a</sup>	2,006 <sup>a</sup>	1,566 <sup>a</sup>
Québec Basse-Ville	**	1,312 <sup>a</sup>	1,677 <sup>a</sup>	1,356 <sup>a</sup>
Québec Haute-Ville	682 <sup>a</sup>	1,492 <sup>a</sup>	1,924 <sup>a</sup>	1,324 <sup>a</sup>
Québec des Rivières	**	1,552 <sup>a</sup>	1,898 <sup>a</sup>	1,594 <sup>a</sup>
Sainte-Foy	1,516 <sup>a</sup>	1,739 <sup>a</sup>	2,299 <sup>a</sup>	1,828 <sup>a</sup>
Northern Suburbs	1,353 <sup>a</sup>	1,529 <sup>a</sup>	1,770 <sup>a</sup>	1,589 <sup>a</sup>
West	**	**	**	**
North	**	1,464 <sup>a</sup>	1,725 <sup>a</sup>	1,565 <sup>a</sup>
East	1,418 <sup>a</sup>	1,616 <sup>a</sup>	1,894 <sup>a</sup>	1,636 <sup>a</sup>
Québec South Shore	1,680 <sup>a</sup>	1,646 <sup>a</sup>	1,883 <sup>a</sup>	1,700 <sup>a</sup>
South Shore West	**	**	**	**
South Shore East	1,680 <sup>a</sup>	1,666 <sup>a</sup>	1,890 <sup>a</sup>	1,716 <sup>a</sup>
Saguenay CMA	1,180 <sup>a</sup>	1,555 <sup>a</sup>	1,960 <sup>a</sup>	1,516 <sup>a</sup>
Chicoutimi	**	**	**	**
Jonquière	1,172 <sup>a</sup>	1,517 <sup>a</sup>	1,933 <sup>a</sup>	1,470 <sup>a</sup>
La Baie	**	**	**	**
Sherbrooke CMA	1,318 <sup>a</sup>	1,396 <sup>a</sup>	1,598 <sup>a</sup>	1,420 <sup>a</sup>
Former City of Sherbrooke	1,309 <sup>a</sup>	1,401 <sup>a</sup>	1,572 <sup>a</sup>	1,419 <sup>a</sup>
East	**	**	**	**
North	1,231 <sup>a</sup>	1,426 <sup>a</sup>	1,801 <sup>a</sup>	1,460 <sup>a</sup>
West	**	**	**	**
Centre	1,458 <sup>a</sup>	**	**	1,513 <sup>a</sup>
Magog	1,259 <sup>a</sup>	**	**	1,383 <sup>a</sup>
Surrounding Area	**	1,454 <sup>a</sup>	**	1,475 <sup>a</sup>
Trois-Rivières CMA	1,187 <sup>a</sup>	1,513 <sup>a</sup>	1,762 <sup>a</sup>	1,464 <sup>a</sup>
Trois-Rivières Centre	1,209 <sup>a</sup>	1,560 <sup>a</sup>	1,788 <sup>a</sup>	1,503 <sup>a</sup>
Trois-Rivières	1,190 <sup>a</sup>	1,599 <sup>a</sup>	1,814 <sup>a</sup>	1,572 <sup>a</sup>
Trois-Rivières-Ouest	**	1,564 <sup>a</sup>	**	1,370 <sup>a</sup>
Cap-de-la-Madeleine	**	1,486 <sup>a</sup>	1,735 <sup>a</sup>	1,471 <sup>a</sup>
Surrounding Area	**	**	**	**

continued

The following letter codes are used to indicate the reliability of the estimates:

a – Excellent, b – Very good, c – Good, d – Fair (Use with Caution)

\*\* Suppressed to protect confidentiality    ++ Not statistically reliable    -- No units exist in universe for this category

### O3.1.1 Average Rents (\$) of Standard Apartment Spaces by Unit Type Quebec

Centre	Bachelor	One-Bedroom	Two-Bedroom	Total
Abitibi-Témiscamingue	**	**	**	2,118 a
Amos CA	**	**	**	**
Rouyn-Noranda CA	**	**	**	**
Val-d'Or CA	**	**	**	**
Abitibi-Témiscamingue Rural	**	**	**	**
Bas-Saint-Laurent	1,016 a	1,310 a	1,464 a	1,311 a
Matane CA	**	**	**	**
Rimouski CA	**	**	**	**
Rivière-du-Loup CA	**	**	**	**
Bas-Saint-Laurent Rural	1,162 a	1,386 a	1,633 a	1,412 a
Capitale-Nationale Rural	1,415 a	1,687 a	1,919 a	1,761 a
Centre-du-Québec	1,271 a	1,386 a	1,682 a	1,433 a
Drummondville CA	**	1,345 a	1,754 a	1,451 a
Victoriaville CA	1,360 a	1,475 a	**	1,452 a
Centre-du-Québec Rural	1,237 a	1,407 a	1,716 a	1,361 a
Chaudière-Appalaches	1,269 a	1,539 a	1,810 a	1,500 a
Saint-Georges CA	1,289 a	1,514 a	1,865 a	1,494 a
Thetford Mines CA	**	1,377 a	**	1,329 a
Montmagny	**	**	**	**
Sainte-Marie	**	**	**	**
Chaudière-Appalaches Rural	1,145 a	1,365 a	1,573 a	1,307 a
Côte-Nord	**	2,111 a	2,138 a	2,074 a
Baie-Comeau CA	**	**	**	**
Sept-Îles CA	**	**	**	**
Côte-Nord Rural	**	**	**	**
Estrie Rural	1,410 a	1,483 a	1,622 a	1,484 a
Gaspésie-Îles-de-la-Madeleine	**	**	**	**
Gaspé	**	**	**	**
Îles de la Madeleine	**	**	**	**
Gaspésie-Îles-de-la-Madeleine Rural	**	**	**	**
Lanaudière	1,229 a	1,268 a	1,535 a	1,318 a
Joliette CA	**	1,241 a	1,445 a	1,268 a
Rawdon	**	**	**	**
Saint-Lin-des-Laurentides	**	**	**	**
Lanaudière Rural	**	1,706 a	2,050 a	1,759 a
Laurentides	1,106 a	1,311 a	1,870 a	1,417 a
Lachute CA	**	**	**	**
Mont-Laurier	**	**	**	**
Prévost	**	**	**	**
Sainte-Adèle	**	**	**	**
Sainte-Sophie	**	**	**	**
Sainte-Agathe-des-Monts	**	**	**	**
Laurentides Rural	**	**	**	**
Mauricie	**	1,356 a	2,011 a	1,414 a
La Tuque CA	**	**	**	**
Shawinigan CA	**	1,372 a	**	1,447 a
Mauricie Rural	**	1,381 a	**	1,363 a

continued

The following letter codes are used to indicate the reliability of the estimates:

a – Excellent, b – Very good, c – Good, d – Fair (Use with Caution)

\*\* Suppressed to protect confidentiality    ++ Not statistically reliable    -- No units exist in universe for this category

### O3.1.1 Average Rents (\$) of Standard Apartment Spaces by Unit Type Quebec

Centre	Bachelor	One-Bedroom	Two-Bedroom	Total
Montréal	1,432 a	1,475 a	1,659 a	1,501 a
Cowansville CA	**	**	**	**
Granby CA	**	1,480 a	**	1,576 a
Saint-Hyacinthe CA	**	**	**	**
Saint-Jean-sur-Richelieu CA	**	1,538 a	1,631 a	1,484 a
Salaberry-de-Valleyfield CA	**	**	**	**
Sorel-Tracy CA	**	**	**	**
Marieville	**	**	**	**
Montréal Rural	1,315 a	1,343 a	1,521 a	1,355 a
Nord-du-Québec Rural	**	**	**	**
Outaouais Rural	**	**	**	**
Saguenay-Lac-Saint-Jean	1,157 a	1,379 a	1,826 a	1,384 a
Alma CA	**	**	**	**
Dolbeau-Mistassini CA	**	1,401 a	**	1,330 a
Roberval	**	**	**	**
Saint-Félicien	**	**	**	**
Saguenay-Lac-Saint-Jean Rural	**	**	**	**
<b>Province of Quebec</b>	<b>1,278 a</b>	<b>1,519 a</b>	<b>1,922 a</b>	<b>1,556 a</b>

The following letter codes are used to indicate the reliability of the estimates:

a – Excellent, b – Very good, c – Good, d – Fair (Use with Caution)

\*\* Suppressed to protect confidentiality    ++ Not statistically reliable    -- No units exist in universe for this category

### O3.1.2 Average Rents (\$) of Standard Room Spaces by Unit Type Quebec

Centre	Private Rooms	Semi-Private Rooms	Total
Gatineau CMA	1,823 <sup>a</sup>	**	1,812 <sup>a</sup>
Gatineau East	1,728 <sup>a</sup>	**	1,709 <sup>a</sup>
Gatineau West	1,985 <sup>a</sup>	**	1,985 <sup>a</sup>
Surrounding Area	**	**	**
Montréal CMA	1,715 <sup>a</sup>	1,777 <sup>a</sup>	1,717 <sup>a</sup>
Island of Montréal	1,852 <sup>a</sup>	1,514 <sup>a</sup>	1,845 <sup>a</sup>
Island Centre	1,792 <sup>a</sup>	**	1,789 <sup>a</sup>
Island West	2,301 <sup>a</sup>	**	2,287 <sup>a</sup>
Island North	1,684 <sup>a</sup>	**	1,657 <sup>a</sup>
Island East	1,595 <sup>a</sup>	**	1,595 <sup>a</sup>
Vaudreuil-Soulanges	1,745 <sup>a</sup>	**	1,745 <sup>a</sup>
Laval-North Shore	1,548 <sup>a</sup>	1,947 <sup>a</sup>	1,573 <sup>a</sup>
Laval	1,859 <sup>a</sup>	**	2,007 <sup>a</sup>
North Shore	1,505 <sup>a</sup>	1,287 <sup>a</sup>	1,492 <sup>a</sup>
Saint-Jérôme	1,406 <sup>a</sup>	**	1,398 <sup>a</sup>
South Shore	1,682 <sup>a</sup>	**	1,679 <sup>a</sup>
South Shore Centre	1,765 <sup>a</sup>	**	1,757 <sup>a</sup>
South Shore East	1,652 <sup>a</sup>	**	1,652 <sup>a</sup>
South Shore West	1,527 <sup>a</sup>	**	1,527 <sup>a</sup>
Québec CMA	1,625 <sup>a</sup>	**	1,625 <sup>a</sup>
Centre North	1,758 <sup>a</sup>	**	1,758 <sup>a</sup>
Québec Basse-Ville	1,410 <sup>a</sup>	**	1,410 <sup>a</sup>
Québec Haute-Ville	2,042 <sup>a</sup>	**	2,042 <sup>a</sup>
Québec des Rivières	1,511 <sup>a</sup>	**	1,511 <sup>a</sup>
Sainte-Foy	2,328 <sup>a</sup>	**	2,322 <sup>a</sup>
Northern Suburbs	1,634 <sup>a</sup>	**	1,634 <sup>a</sup>
West	1,424 <sup>a</sup>	**	1,424 <sup>a</sup>
North	1,769 <sup>a</sup>	**	1,769 <sup>a</sup>
East	1,614 <sup>a</sup>	**	1,614 <sup>a</sup>
Québec South Shore	1,364 <sup>a</sup>	**	1,364 <sup>a</sup>
South Shore West	1,353 <sup>a</sup>	**	1,353 <sup>a</sup>
South Shore East	1,369 <sup>a</sup>	**	1,369 <sup>a</sup>
Saguenay CMA	1,139 <sup>a</sup>	**	1,139 <sup>a</sup>
Chicoutimi	1,268 <sup>a</sup>	**	1,268 <sup>a</sup>
Jonquière	998 <sup>a</sup>	**	998 <sup>a</sup>
La Baie	1,205 <sup>a</sup>	**	1,205 <sup>a</sup>
Sherbrooke CMA	1,277 <sup>a</sup>	**	1,277 <sup>a</sup>
Former City of Sherbrooke	1,302 <sup>a</sup>	**	1,302 <sup>a</sup>
East	1,381 <sup>a</sup>	**	1,381 <sup>a</sup>
North	**	**	**
West	1,252 <sup>a</sup>	**	1,252 <sup>a</sup>
Centre	1,221 <sup>a</sup>	**	1,221 <sup>a</sup>
Magog	1,303 <sup>a</sup>	**	1,303 <sup>a</sup>
Surrounding Area	1,184 <sup>a</sup>	**	1,184 <sup>a</sup>
Trois-Rivières CMA	1,349 <sup>a</sup>	**	1,352 <sup>a</sup>
Trois-Rivières Centre	1,384 <sup>a</sup>	**	1,384 <sup>a</sup>
Trois-Rivières	1,285 <sup>a</sup>	**	1,285 <sup>a</sup>
Trois-Rivières-Ouest	1,652 <sup>a</sup>	**	1,652 <sup>a</sup>
Cap-de-la-Madeleine	1,099 <sup>a</sup>	**	1,099 <sup>a</sup>
Surrounding Area	1,270 <sup>a</sup>	**	1,282 <sup>a</sup>

continued

The following letter codes are used to indicate the reliability of the estimates:

a – Excellent, b – Very good, c – Good, d – Fair (Use with Caution)

\*\* Suppressed to protect confidentiality    ++ Not statistically reliable    -- No units exist in universe for this category

### O3.1.2 Average Rents (\$) of Standard Room Spaces by Unit Type Quebec

Centre	Private Rooms	Semi-Private Rooms	Total
Abitibi-Témiscamingue	1,391 <sup>a</sup>	**	1,391 <sup>a</sup>
Amos CA	**	**	**
Rouyn-Noranda CA	**	**	**
Val-d'Or CA	1,263 <sup>a</sup>	**	1,263 <sup>a</sup>
Abitibi-Témiscamingue Rural	1,342 <sup>a</sup>	**	1,342 <sup>a</sup>
Bas-Saint-Laurent	1,339 <sup>a</sup>	**	1,332 <sup>a</sup>
Matane CA	**	**	**
Rimouski CA	1,294 <sup>a</sup>	**	1,279 <sup>a</sup>
Rivière-du-Loup CA	1,427 <sup>a</sup>	**	1,427 <sup>a</sup>
Bas-Saint-Laurent Rural	1,326 <sup>a</sup>	**	1,322 <sup>a</sup>
Capitale-Nationale Rural	1,230 <sup>a</sup>	**	1,226 <sup>a</sup>
Centre-du-Québec	1,204 <sup>a</sup>	**	1,204 <sup>a</sup>
Drummondville CA	1,215 <sup>a</sup>	**	1,215 <sup>a</sup>
Victoriaville CA	1,184 <sup>a</sup>	**	1,184 <sup>a</sup>
Centre-du-Québec Rural	1,204 <sup>a</sup>	**	1,204 <sup>a</sup>
Chaudière-Appalaches	1,227 <sup>a</sup>	**	1,225 <sup>a</sup>
Saint-Georges CA	**	**	**
Thetford Mines CA	1,229 <sup>a</sup>	**	1,229 <sup>a</sup>
Montmagny	1,362 <sup>a</sup>	**	1,362 <sup>a</sup>
Sainte-Marie	**	**	**
Chaudière-Appalaches Rural	1,213 <sup>a</sup>	**	1,213 <sup>a</sup>
Côte-Nord	**	**	**
Baie-Comeau CA	**	**	**
Sept-Îles CA	**	**	**
Côte-Nord Rural	**	**	**
Estrie Rural	1,269 <sup>a</sup>	**	1,269 <sup>a</sup>
Gaspésie-Îles-de-la-Madeleine	1,302 <sup>a</sup>	**	1,302 <sup>a</sup>
Gaspé	**	**	**
Îles de la Madeleine	1,188 <sup>a</sup>	**	1,188 <sup>a</sup>
Gaspésie-Îles-de-la-Madeleine Rural	1,227 <sup>a</sup>	**	1,227 <sup>a</sup>
Lanaudière	1,283 <sup>a</sup>	**	1,280 <sup>a</sup>
Joliette CA	1,379 <sup>a</sup>	**	1,379 <sup>a</sup>
Rawdon	**	**	**
Saint-Lin-des-Laurentides	**	**	**
Lanaudière Rural	1,210 <sup>a</sup>	**	1,210 <sup>a</sup>
Laurentides	1,426 <sup>a</sup>	**	1,426 <sup>a</sup>
Lachute CA	**	**	**
Mont-Laurier	1,265 <sup>a</sup>	**	1,265 <sup>a</sup>
Prévost	**	**	**
Sainte-Adèle	**	**	**
Sainte-Sophie	**	**	**
Sainte-Agathe-des-Monts	**	**	**
Laurentides Rural	1,456 <sup>a</sup>	**	1,456 <sup>a</sup>
Mauricie	1,282 <sup>a</sup>	**	1,282 <sup>a</sup>
La Tuque CA	**	**	**
Shawinigan CA	1,352 <sup>a</sup>	**	1,352 <sup>a</sup>
Mauricie Rural	1,168 <sup>a</sup>	**	1,168 <sup>a</sup>

continued

The following letter codes are used to indicate the reliability of the estimates:

a – Excellent, b – Very good, c – Good, d – Fair (Use with Caution)

\*\* Suppressed to protect confidentiality    ++ Not statistically reliable    -- No units exist in universe for this category

### O3.1.2 Average Rents (\$) of Standard Room Spaces by Unit Type Quebec

Centre	Private Rooms	Semi-Private Rooms	Total
Montréal	1,464 a	**	1,467 a
Cowansville CA	**	**	**
Granby CA	1,336 a	**	1,336 a
Saint-Hyacinthe CA	1,504 a	**	1,517 a
Saint-Jean-sur-Richelieu CA	1,494 a	**	1,494 a
Salaberry-de-Valleyfield CA	1,670 a	**	1,670 a
Sorel-Tracy CA	1,574 a	**	1,574 a
Marieville	**	**	**
Montréal Rural	1,333 a	**	1,333 a
Nord-du-Québec Rural	**	**	**
Outaouais Rural	1,289 a	**	1,289 a
Saguenay-Lac-Saint-Jean	1,271 a	**	1,271 a
Alma CA	1,280 a	**	1,280 a
Dolbeau-Mistassini CA	1,232 a	**	1,231 a
Roberval	**	**	**
Saint-Félicien	**	**	**
Saguenay-Lac-Saint-Jean Rural	1,064 a	**	1,064 a
<b>Province of Quebec</b>	<b>1,461 a</b>	<b>1,567 a</b>	<b>1,462 a</b>

The following letter codes are used to indicate the reliability of the estimates:

a – Excellent, b – Very good, c – Good, d – Fair (Use with Caution)

\*\* Suppressed to protect confidentiality    ++ Not statistically reliable    -- No units exist in universe for this category

### O3.2.1 Average Rents (\$) of Standard Apartment Spaces by Structure Size and Unit Type Quebec

Centre	Bachelor	One-Bedroom	Two-Bedroom	Total
Gatineau CMA	**	1,869 a	1,966 a	1,841 a
10 - 49	**	**	**	**
50 - 89	**	**	**	**
90 and more	**	1,920 a	2,000 a	1,878 a
Montréal CMA	1,284 a	1,526 a	2,021 a	1,584 a
10 - 49	1,094 a	917 a	**	1,017 a
50 - 89	1,004 a	1,275 a	1,435 a	1,251 a
90 and more	1,290 a	1,538 a	2,034 a	1,595 a
Island of Montréal	1,306 a	1,578 a	2,127 a	1,604 a
10 - 49	**	**	**	**
50 - 89	**	1,030 a	**	1,035 a
90 and more	1,307 a	1,594 a	2,139 a	1,616 a
Vaudreuil-Soulanges	**	**	**	**
10 - 49	**	**	**	**
50 - 89	**	**	**	**
90 and more	**	**	**	**
Laval-North Shore	1,163 a	1,413 a	1,906 a	1,519 a
10 - 49	**	**	**	1,261 a
50 - 89	792 a	1,120 a	1,485 a	1,100 a
90 and more	1,182 a	1,426 a	1,916 a	1,535 a
South Shore	1,371 a	1,545 a	2,043 a	1,628 a
10 - 49	**	**	**	**
50 - 89	**	1,692 a	**	1,608 a
90 and more	1,371 a	1,538 a	2,059 a	1,629 a
Québec CMA	1,206 a	1,558 a	1,916 a	1,588 a
10 - 49	**	**	**	**
50 - 89	1,253 a	1,409 a	1,732 a	1,495 a
90 and more	1,200 a	1,595 a	1,982 a	1,614 a
Saguenay CMA	1,180 a	1,555 a	1,960 a	1,516 a
10 - 49	**	**	**	**
50 - 89	**	**	**	**
90 and more	1,171 a	1,600 a	1,979 a	1,555 a
Sherbrooke CMA	1,318 a	1,396 a	1,598 a	1,420 a
10 - 49	1,475 a	**	**	1,278 a
50 - 89	**	1,413 a	**	1,315 a
90 and more	1,314 a	1,403 a	1,758 a	1,441 a
Trois-Rivières CMA	1,187 a	1,513 a	1,762 a	1,464 a
10 - 49	**	1,351 a	**	1,351 a
50 - 89	**	1,481 a	1,719 a	1,468 a
90 and more	1,183 a	1,525 a	1,766 a	1,466 a
Abitibi-Témiscamingue	**	**	**	2,118 a
10 - 49	**	**	**	**
50 - 89	**	**	**	**
90 and more	**	**	**	**
Bas-Saint-Laurent	1,016 a	1,310 a	1,464 a	1,311 a
10 - 49	1,161 a	1,256 a	**	1,267 a
50 - 89	**	**	**	**
90 and more	**	1,298 a	1,529 a	1,327 a

continued

The following letter codes are used to indicate the reliability of the estimates:

a – Excellent, b – Very good, c – Good, d – Fair (Use with Caution)

\*\* Suppressed to protect confidentiality    ++ Not statistically reliable    -- No units exist in universe for this category

### O3.2.1 Average Rents (\$) of Standard Apartment Spaces by Structure Size and Unit Type Quebec

Centre	Bachelor	One-Bedroom	Two-Bedroom	Total
Capitale-Nationale Rural	1,415 a	1,687 a	1,919 a	1,761 a
10 - 49	**	**	**	**
50 - 89	**	**	**	**
90 and more	**	**	**	**
Centre-du-Québec	1,271 a	1,386 a	1,682 a	1,433 a
10 - 49	1,093 a	1,122 a	1,550 a	1,254 a
50 - 89	1,561 a	**	**	1,561 a
90 and more	1,223 a	1,418 a	1,719 a	1,461 a
Chaudière-Appalaches	1,269 a	1,539 a	1,810 a	1,500 a
10 - 49	1,294 a	1,268 a	1,138 a	1,262 a
50 - 89	1,134 a	1,489 a	1,870 a	1,427 a
90 and more	1,309 a	1,617 a	1,884 a	1,573 a
Côte-Nord	**	2,111 a	2,138 a	2,074 a
10 - 49	**	**	**	**
50 - 89	**	**	**	**
90 and more	**	**	**	**
Estrie Rural	1,410 a	1,483 a	1,622 a	1,484 a
10 - 49	1,401 a	949 a	1,067 a	1,034 a
50 - 89	**	**	**	1,767 a
90 and more	**	1,620 a	**	1,600 a
Gaspésie-Îles-de-la-Madeleine	**	**	**	**
10 - 49	**	**	**	**
50 - 89	**	**	**	**
90 and more	**	**	**	**
Lanaudière	1,229 a	1,268 a	1,535 a	1,318 a
10 - 49	**	**	**	**
50 - 89	**	1,421 a	1,525 a	1,455 a
90 and more	**	1,228 a	1,540 a	1,282 a
Laurentides	1,106 a	1,311 a	1,870 a	1,417 a
10 - 49	**	**	**	**
50 - 89	**	**	**	**
90 and more	1,069 a	1,308 a	1,870 a	1,415 a
Mauricie	**	1,356 a	2,011 a	1,414 a
10 - 49	**	1,573 a	**	1,571 a
50 - 89	**	1,286 a	**	1,287 a
90 and more	**	**	**	**
Montréal	1,432 a	1,475 a	1,659 a	1,501 a
10 - 49	1,327 a	1,237 a	**	1,274 a
50 - 89	1,296 a	1,344 a	**	1,351 a
90 and more	1,456 a	1,523 a	1,673 a	1,539 a
Nord-du-Québec Rural	**	**	**	**
10 - 49	**	**	**	**
50 - 89	**	**	**	**
90 and more	**	**	**	**

continued

The following letter codes are used to indicate the reliability of the estimates:

a – Excellent, b – Very good, c – Good, d – Fair (Use with Caution)

\*\* Suppressed to protect confidentiality    ++ Not statistically reliable    -- No units exist in universe for this category

**O3.2.1 Average Rents (\$) of Standard Apartment Spaces  
by Structure Size and Unit Type  
Quebec**

Centre	Bachelor	One-Bedroom	Two-Bedroom	Total
Outaouais Rural	**	**	**	**
10 - 49	**	**	**	**
50 - 89	**	**	**	**
90 and more	**	**	**	**
Saguenay–Lac-Saint-Jean	1,157 a	1,379 a	1,826 a	1,384 a
10 - 49	**	**	**	**
50 - 89	**	1,342 a	**	1,347 a
90 and more	**	1,419 a	1,931 a	1,421 a
<b>Province of Quebec</b>	<b>1,278 a</b>	<b>1,519 a</b>	<b>1,922 a</b>	<b>1,556 a</b>
10 - 49	1,220 a	1,112 a	1,371 a	1,174 a
50 - 89	1,250 a	1,394 a	1,583 a	1,410 a
90 and more	1,282 a	1,545 a	1,965 a	1,581 a

The following letter codes are used to indicate the reliability of the estimates:

a – Excellent, b – Very good, c – Good, d – Fair (Use with Caution)

\*\* Suppressed to protect confidentiality    ++ Not statistically reliable    -- No units exist in universe for this category

### O3.2.2 Average Rents (\$) of Standard Room Spaces by Structure Size and Unit Type Quebec

Centre	Private Rooms	Semi-Private Rooms	Total
<b>Gatineau CMA</b>	1,823 <sup>a</sup>	**	1,812 <sup>a</sup>
10 - 49	1,475 <sup>a</sup>	**	1,438 <sup>a</sup>
50 - 89	**	**	**
90 and more	1,888 <sup>a</sup>	**	1,888 <sup>a</sup>
<b>Montréal CMA</b>	1,715 <sup>a</sup>	1,777 <sup>a</sup>	1,717 <sup>a</sup>
10 - 49	1,463 <sup>a</sup>	1,298 <sup>a</sup>	1,459 <sup>a</sup>
50 - 89	1,639 <sup>a</sup>	1,382 <sup>a</sup>	1,623 <sup>a</sup>
90 and more	1,824 <sup>a</sup>	**	1,836 <sup>a</sup>
<b>Island of Montréal</b>	1,852 <sup>a</sup>	1,514 <sup>a</sup>	1,845 <sup>a</sup>
10 - 49	1,564 <sup>a</sup>	**	1,562 <sup>a</sup>
50 - 89	1,539 <sup>a</sup>	**	1,546 <sup>a</sup>
90 and more	1,959 <sup>a</sup>	**	1,951 <sup>a</sup>
<b>Vaudreuil-Soulanges</b>	1,745 <sup>a</sup>	**	1,745 <sup>a</sup>
10 - 49	**	**	**
50 - 89	**	**	**
90 and more	**	**	**
<b>Laval-North Shore</b>	1,548 <sup>a</sup>	1,947 <sup>a</sup>	1,573 <sup>a</sup>
10 - 49	1,444 <sup>a</sup>	1,294 <sup>a</sup>	1,440 <sup>a</sup>
50 - 89	1,663 <sup>a</sup>	**	1,610 <sup>a</sup>
90 and more	1,570 <sup>a</sup>	**	1,645 <sup>a</sup>
<b>South Shore</b>	1,682 <sup>a</sup>	**	1,679 <sup>a</sup>
10 - 49	1,419 <sup>a</sup>	**	1,415 <sup>a</sup>
50 - 89	1,639 <sup>a</sup>	**	1,639 <sup>a</sup>
90 and more	1,790 <sup>a</sup>	**	1,790 <sup>a</sup>
<b>Québec CMA</b>	1,625 <sup>a</sup>	**	1,625 <sup>a</sup>
10 - 49	1,648 <sup>a</sup>	**	1,647 <sup>a</sup>
50 - 89	1,558 <sup>a</sup>	**	1,558 <sup>a</sup>
90 and more	1,655 <sup>a</sup>	**	1,655 <sup>a</sup>
<b>Saguenay CMA</b>	1,139 <sup>a</sup>	**	1,139 <sup>a</sup>
10 - 49	1,123 <sup>a</sup>	**	1,123 <sup>a</sup>
50 - 89	1,239 <sup>a</sup>	**	1,239 <sup>a</sup>
90 and more	**	**	**
<b>Sherbrooke CMA</b>	1,277 <sup>a</sup>	**	1,277 <sup>a</sup>
10 - 49	1,286 <sup>a</sup>	**	1,286 <sup>a</sup>
50 - 89	1,217 <sup>a</sup>	**	1,217 <sup>a</sup>
90 and more	1,324 <sup>a</sup>	**	1,324 <sup>a</sup>
<b>Trois-Rivières CMA</b>	1,349 <sup>a</sup>	**	1,352 <sup>a</sup>
10 - 49	1,276 <sup>a</sup>	**	1,276 <sup>a</sup>
50 - 89	1,422 <sup>a</sup>	**	1,422 <sup>a</sup>
90 and more	1,440 <sup>a</sup>	**	1,446 <sup>a</sup>
<b>Abitibi-Témiscamingue</b>	1,391 <sup>a</sup>	**	1,391 <sup>a</sup>
10 - 49	1,214 <sup>a</sup>	**	1,214 <sup>a</sup>
50 - 89	**	**	**
90 and more	1,514 <sup>a</sup>	**	1,514 <sup>a</sup>
<b>Bas-Saint-Laurent</b>	1,339 <sup>a</sup>	**	1,332 <sup>a</sup>
10 - 49	1,212 <sup>a</sup>	**	1,208 <sup>a</sup>
50 - 89	1,356 <sup>a</sup>	**	1,356 <sup>a</sup>
90 and more	1,464 <sup>a</sup>	**	1,442 <sup>a</sup>

continued

The following letter codes are used to indicate the reliability of the estimates:

a – Excellent, b – Very good, c – Good, d – Fair (Use with Caution)

\*\* Suppressed to protect confidentiality    ++ Not statistically reliable    -- No units exist in universe for this category

### O3.2.2 Average Rents (\$) of Standard Room Spaces by Structure Size and Unit Type Quebec

Centre	Private Rooms	Semi-Private Rooms	Total
Capitale-Nationale Rural	1,230 <sup>a</sup>	**	1,226 <sup>a</sup>
10 - 49	1,174 <sup>a</sup>	**	1,169 <sup>a</sup>
50 - 89	**	**	**
90 and more	**	**	**
Centre-du-Québec	1,204 <sup>a</sup>	**	1,204 <sup>a</sup>
10 - 49	1,141 <sup>a</sup>	**	1,141 <sup>a</sup>
50 - 89	1,306 <sup>a</sup>	**	1,306 <sup>a</sup>
90 and more	1,164 <sup>a</sup>	**	1,164 <sup>a</sup>
Chaudière-Appalaches	1,227 <sup>a</sup>	**	1,225 <sup>a</sup>
10 - 49	1,193 <sup>a</sup>	**	1,192 <sup>a</sup>
50 - 89	1,288 <sup>a</sup>	**	1,288 <sup>a</sup>
90 and more	**	**	**
Côte-Nord	**	**	**
10 - 49	**	**	**
50 - 89	**	**	**
90 and more	**	**	**
Estrie Rural	1,269 <sup>a</sup>	**	1,269 <sup>a</sup>
10 - 49	1,099 <sup>a</sup>	**	1,099 <sup>a</sup>
50 - 89	1,328 <sup>a</sup>	**	1,328 <sup>a</sup>
90 and more	1,419 <sup>a</sup>	**	1,419 <sup>a</sup>
Gaspésie-Îles-de-la-Madeleine	1,302 <sup>a</sup>	**	1,302 <sup>a</sup>
10 - 49	1,131 <sup>a</sup>	**	1,131 <sup>a</sup>
50 - 89	**	**	**
90 and more	**	**	**
Lanaudière	1,283 <sup>a</sup>	**	1,280 <sup>a</sup>
10 - 49	1,154 <sup>a</sup>	**	1,149 <sup>a</sup>
50 - 89	1,367 <sup>a</sup>	**	1,367 <sup>a</sup>
90 and more	1,392 <sup>a</sup>	**	1,392 <sup>a</sup>
Laurentides	1,426 <sup>a</sup>	**	1,426 <sup>a</sup>
10 - 49	1,236 <sup>a</sup>	**	1,236 <sup>a</sup>
50 - 89	1,451 <sup>a</sup>	**	1,451 <sup>a</sup>
90 and more	1,565 <sup>a</sup>	**	1,565 <sup>a</sup>
Mauricie	1,282 <sup>a</sup>	**	1,282 <sup>a</sup>
10 - 49	1,150 <sup>a</sup>	**	1,150 <sup>a</sup>
50 - 89	1,327 <sup>a</sup>	**	1,327 <sup>a</sup>
90 and more	1,363 <sup>a</sup>	**	1,363 <sup>a</sup>
Montréal	1,464 <sup>a</sup>	**	1,467 <sup>a</sup>
10 - 49	1,272 <sup>a</sup>	**	1,283 <sup>a</sup>
50 - 89	1,394 <sup>a</sup>	**	1,394 <sup>a</sup>
90 and more	1,636 <sup>a</sup>	**	1,636 <sup>a</sup>
Nord-du-Québec Rural	**	**	**
10 - 49	**	**	**
50 - 89	**	**	**
90 and more	**	**	**
Outaouais Rural	1,289 <sup>a</sup>	**	1,289 <sup>a</sup>
10 - 49	1,135 <sup>a</sup>	**	1,135 <sup>a</sup>
50 - 89	**	**	**
90 and more	**	**	**

continued

The following letter codes are used to indicate the reliability of the estimates:

a – Excellent, b – Very good, c – Good, d – Fair (Use with Caution)

\*\* Suppressed to protect confidentiality    ++ Not statistically reliable    -- No units exist in universe for this category

**O3.2.2 Average Rents (\$) of Standard Room Spaces  
by Structure Size and Unit Type  
Quebec**

Centre	Private Rooms	Semi-Private Rooms	Total
Saguenay–Lac-Saint-Jean	1,271 a	**	1,271 a
10 - 49	1,121 a	**	1,121 a
50 - 89	1,257 a	**	1,257 a
90 and more	1,407 a	**	1,407 a
<b>Province of Quebec</b>	<b>1,461 a</b>	<b>1,567 a</b>	<b>1,462 a</b>
10 - 49	1,287 a	1,288 a	1,287 a
50 - 89	1,420 a	1,343 a	1,419 a
90 and more	1,605 a	1,890 a	1,608 a

The following letter codes are used to indicate the reliability of the estimates:

a – Excellent, b – Very good, c – Good, d – Fair (Use with Caution)

\*\* Suppressed to protect confidentiality    ++ Not statistically reliable    -- No units exist in universe for this category

### O3.3 Average Rents (\$) of Standard Spaces by Date Opened and Unit Type Québec

Centre	Private Rooms		Semi-Private Rooms		Bachelor		One-Bedroom		Two-Bedroom		Total	
	2012	2013	2012	2013	2012	2013	2012	2013	2012	2013	2012	2013
Gatineau CMA	1,623 <sup>a</sup>	1,823 <sup>a</sup>	**	**	1,587 <sup>a</sup>	**	1,830 <sup>a</sup>	1,869 <sup>a</sup>	1,874 <sup>a</sup>	1,966 <sup>a</sup>	1,746 <sup>a</sup>	1,830 <sup>a</sup>
Before 1990	1,672 <sup>a</sup>	1,933 <sup>a</sup>	**	**	**	**	**	**	**	**	1,728 <sup>a</sup>	1,954 <sup>a</sup>
1990-1999	1,498 <sup>a</sup>	1,541 <sup>a</sup>	**	**	**	**	**	**	**	**	1,352 <sup>a</sup>	1,381 <sup>a</sup>
2000 or after	**	1,803 <sup>a</sup>	**	**	1,569 <sup>a</sup>	**	1,824 <sup>a</sup>	1,845 <sup>a</sup>	1,964 <sup>a</sup>	2,082 <sup>a</sup>	1,787 <sup>a</sup>	1,837 <sup>a</sup>
Montréal CMA	1,667 <sup>a</sup>	1,715 <sup>a</sup>	2,777 <sup>a</sup>	1,777 <sup>a</sup>	1,273 <sup>a</sup>	1,284 <sup>a</sup>	1,421 <sup>a</sup>	1,526 <sup>a</sup>	2,006 <sup>a</sup>	2,021 <sup>a</sup>	1,549 <sup>a</sup>	1,615 <sup>a</sup>
Before 1990	1,800 <sup>a</sup>	1,777 <sup>a</sup>	2,847 <sup>a</sup>	1,305 <sup>a</sup>	1,132 <sup>a</sup>	1,025 <sup>a</sup>	1,337 <sup>a</sup>	1,420 <sup>a</sup>	1,687 <sup>a</sup>	1,812 <sup>a</sup>	1,462 <sup>a</sup>	1,481 <sup>a</sup>
1990-1999	1,404 <sup>a</sup>	1,598 <sup>a</sup>	**	2,399 <sup>a</sup>	1,311 <sup>a</sup>	1,560 <sup>a</sup>	1,438 <sup>a</sup>	1,407 <sup>a</sup>	1,863 <sup>a</sup>	1,824 <sup>a</sup>	1,447 <sup>a</sup>	1,564 <sup>a</sup>
2000 or after	1,723 <sup>a</sup>	1,740 <sup>a</sup>	**	**	1,399 <sup>a</sup>	1,441 <sup>a</sup>	1,467 <sup>a</sup>	1,610 <sup>a</sup>	2,152 <sup>a</sup>	2,130 <sup>a</sup>	1,642 <sup>a</sup>	1,717 <sup>a</sup>
Island of Montréal	1,869 <sup>a</sup>	1,852 <sup>a</sup>	2,722 <sup>a</sup>	1,514 <sup>a</sup>	1,243 <sup>a</sup>	1,306 <sup>a</sup>	1,429 <sup>a</sup>	1,578 <sup>a</sup>	2,140 <sup>a</sup>	2,127 <sup>a</sup>	1,570 <sup>a</sup>	1,651 <sup>a</sup>
Before 1990	2,228 <sup>a</sup>	1,930 <sup>a</sup>	**	**	977 <sup>a</sup>	969 <sup>a</sup>	1,321 <sup>a</sup>	1,438 <sup>a</sup>	1,595 <sup>a</sup>	1,807 <sup>a</sup>	1,468 <sup>a</sup>	1,480 <sup>a</sup>
1990-1999	1,292 <sup>a</sup>	1,663 <sup>a</sup>	**	**	1,403 <sup>a</sup>	1,700 <sup>a</sup>	1,457 <sup>a</sup>	1,430 <sup>a</sup>	1,965 <sup>a</sup>	1,994 <sup>a</sup>	1,455 <sup>a</sup>	1,590 <sup>a</sup>
2000 or after	1,764 <sup>a</sup>	1,895 <sup>a</sup>	**	**	1,469 <sup>a</sup>	1,496 <sup>a</sup>	1,489 <sup>a</sup>	1,717 <sup>a</sup>	2,455 <sup>a</sup>	2,355 <sup>a</sup>	1,684 <sup>a</sup>	1,802 <sup>a</sup>
Vaudreuil-Soulanges	1,642 <sup>a</sup>	1,745 <sup>a</sup>	**	**	**	**	**	**	**	**	1,608 <sup>a</sup>	1,710 <sup>a</sup>
Before 1990	**	**	**	**	**	**	**	**	**	**	**	**
1990-1999	**	1,542 <sup>a</sup>	**	**	**	**	**	**	**	**	**	1,542 <sup>a</sup>
2000 or after	**	**	**	**	**	**	**	**	**	**	**	**
Laval-North Shore	1,469 <sup>a</sup>	1,548 <sup>a</sup>	**	1,947 <sup>a</sup>	1,157 <sup>a</sup>	1,163 <sup>a</sup>	1,375 <sup>a</sup>	1,413 <sup>a</sup>	1,898 <sup>a</sup>	1,906 <sup>a</sup>	1,502 <sup>a</sup>	1,532 <sup>a</sup>
Before 1990	1,378 <sup>a</sup>	1,506 <sup>a</sup>	**	1,278 <sup>a</sup>	967 <sup>a</sup>	971 <sup>a</sup>	1,249 <sup>a</sup>	1,286 <sup>a</sup>	1,723 <sup>a</sup>	1,760 <sup>a</sup>	1,358 <sup>a</sup>	1,347 <sup>a</sup>
1990-1999	1,421 <sup>a</sup>	1,574 <sup>a</sup>	**	**	1,015 <sup>a</sup>	984 <sup>a</sup>	1,210 <sup>a</sup>	1,171 <sup>a</sup>	1,561 <sup>a</sup>	1,715 <sup>a</sup>	1,366 <sup>a</sup>	1,495 <sup>a</sup>
2000 or after	1,625 <sup>a</sup>	1,578 <sup>a</sup>	**	**	1,347 <sup>a</sup>	1,351 <sup>a</sup>	1,461 <sup>a</sup>	1,500 <sup>a</sup>	1,990 <sup>a</sup>	1,982 <sup>a</sup>	1,624 <sup>a</sup>	1,627 <sup>a</sup>
South Shore	1,594 <sup>a</sup>	1,682 <sup>a</sup>	**	**	1,443 <sup>a</sup>	1,371 <sup>a</sup>	1,474 <sup>a</sup>	1,545 <sup>a</sup>	1,934 <sup>a</sup>	2,043 <sup>a</sup>	1,571 <sup>a</sup>	1,644 <sup>a</sup>
Before 1990	1,487 <sup>a</sup>	1,823 <sup>a</sup>	**	**	1,707 <sup>a</sup>	1,298 <sup>a</sup>	1,512 <sup>a</sup>	1,523 <sup>a</sup>	1,880 <sup>a</sup>	1,901 <sup>a</sup>	1,600 <sup>a</sup>	1,625 <sup>a</sup>
1990-1999	1,509 <sup>a</sup>	1,554 <sup>a</sup>	**	**	1,258 <sup>a</sup>	**	1,564 <sup>a</sup>	1,724 <sup>a</sup>	2,009 <sup>a</sup>	1,875 <sup>a</sup>	1,510 <sup>a</sup>	1,607 <sup>a</sup>
2000 or after	1,808 <sup>a</sup>	1,652 <sup>a</sup>	**	**	1,275 <sup>a</sup>	1,402 <sup>a</sup>	1,422 <sup>a</sup>	1,517 <sup>a</sup>	1,940 <sup>a</sup>	2,088 <sup>a</sup>	1,572 <sup>a</sup>	1,670 <sup>a</sup>
Québec CMA	1,660 <sup>a</sup>	1,625 <sup>a</sup>	**	**	1,119 <sup>a</sup>	1,206 <sup>a</sup>	1,586 <sup>a</sup>	1,558 <sup>a</sup>	1,925 <sup>a</sup>	1,916 <sup>a</sup>	1,604 <sup>a</sup>	1,600 <sup>a</sup>
Before 1990	1,571 <sup>a</sup>	1,573 <sup>a</sup>	**	**	1,051 <sup>a</sup>	1,178 <sup>a</sup>	1,694 <sup>a</sup>	1,594 <sup>a</sup>	1,994 <sup>a</sup>	1,884 <sup>a</sup>	1,577 <sup>a</sup>	1,547 <sup>a</sup>
1990-1999	1,676 <sup>a</sup>	1,619 <sup>a</sup>	**	**	1,117 <sup>a</sup>	1,355 <sup>a</sup>	1,458 <sup>a</sup>	1,419 <sup>a</sup>	1,679 <sup>a</sup>	1,704 <sup>a</sup>	1,527 <sup>a</sup>	1,537 <sup>a</sup>
2000 or after	1,945 <sup>a</sup>	1,816 <sup>a</sup>	**	**	1,244 <sup>a</sup>	1,195 <sup>a</sup>	1,557 <sup>a</sup>	1,593 <sup>a</sup>	1,969 <sup>a</sup>	1,984 <sup>a</sup>	1,688 <sup>a</sup>	1,698 <sup>a</sup>
Saguenay CMA	1,178 <sup>a</sup>	1,139 <sup>a</sup>	**	**	1,026 <sup>a</sup>	1,180 <sup>a</sup>	1,445 <sup>a</sup>	1,555 <sup>a</sup>	1,849 <sup>a</sup>	1,960 <sup>a</sup>	1,323 <sup>a</sup>	1,372 <sup>a</sup>
Before 1990	1,287 <sup>a</sup>	1,274 <sup>a</sup>	**	**	**	**	**	**	**	**	1,288 <sup>a</sup>	1,407 <sup>a</sup>
1990-1999	1,155 <sup>a</sup>	1,113 <sup>a</sup>	**	**	1,080 <sup>a</sup>	**	1,440 <sup>a</sup>	1,627 <sup>a</sup>	1,829 <sup>a</sup>	**	1,312 <sup>a</sup>	1,332 <sup>a</sup>
2000 or after	1,011 <sup>a</sup>	1,013 <sup>a</sup>	**	**	**	**	1,451 <sup>a</sup>	1,498 <sup>a</sup>	1,869 <sup>a</sup>	1,997 <sup>a</sup>	1,352 <sup>a</sup>	1,397 <sup>a</sup>
Sherbrooke CMA	1,189 <sup>a</sup>	1,277 <sup>a</sup>	**	**	1,240 <sup>a</sup>	1,318 <sup>a</sup>	1,371 <sup>a</sup>	1,396 <sup>a</sup>	1,526 <sup>a</sup>	1,598 <sup>a</sup>	1,298 <sup>a</sup>	1,363 <sup>a</sup>
Before 1990	1,141 <sup>a</sup>	1,205 <sup>a</sup>	**	**	1,042 <sup>a</sup>	1,190 <sup>a</sup>	1,280 <sup>a</sup>	1,269 <sup>a</sup>	**	**	1,210 <sup>a</sup>	1,256 <sup>a</sup>
1990-1999	1,277 <sup>a</sup>	1,434 <sup>a</sup>	**	**	**	**	**	**	**	**	1,388 <sup>a</sup>	1,462 <sup>a</sup>
2000 or after	1,274 <sup>a</sup>	1,388 <sup>a</sup>	**	**	1,263 <sup>a</sup>	1,355 <sup>a</sup>	1,418 <sup>a</sup>	1,481 <sup>a</sup>	1,425 <sup>a</sup>	1,538 <sup>a</sup>	1,357 <sup>a</sup>	1,447 <sup>a</sup>
Trois-Rivières CMA	1,294 <sup>a</sup>	1,349 <sup>a</sup>	**	**	1,263 <sup>a</sup>	1,187 <sup>a</sup>	1,544 <sup>a</sup>	1,513 <sup>a</sup>	1,734 <sup>a</sup>	1,762 <sup>a</sup>	1,415 <sup>a</sup>	1,431 <sup>a</sup>
Before 1990	1,137 <sup>a</sup>	1,229 <sup>a</sup>	**	**	**	**	1,462 <sup>a</sup>	1,408 <sup>a</sup>	**	**	1,290 <sup>a</sup>	1,372 <sup>a</sup>
19120-1999	1,326 <sup>a</sup>	1,347 <sup>a</sup>	**	**	1,168 <sup>a</sup>	1,204 <sup>a</sup>	1,397 <sup>a</sup>	1,490 <sup>a</sup>	1,663 <sup>a</sup>	1,719 <sup>a</sup>	1,350 <sup>a</sup>	1,401 <sup>a</sup>
2000 or after	1,466 <sup>a</sup>	1,543 <sup>a</sup>	**	**	1,386 <sup>a</sup>	1,132 <sup>a</sup>	1,894 <sup>a</sup>	1,596 <sup>a</sup>	2,193 <sup>a</sup>	1,895 <sup>a</sup>	1,648 <sup>a</sup>	1,516 <sup>a</sup>
Abitibi-Témiscamingue	1,417 <sup>a</sup>	1,391 <sup>a</sup>	**	**	**	**	1,787 <sup>a</sup>	**	**	**	1,507 <sup>a</sup>	1,495 <sup>a</sup>
Before 1990	1,732 <sup>a</sup>	1,346 <sup>a</sup>	**	**	**	**	**	**	**	**	1,723 <sup>a</sup>	1,346 <sup>a</sup>
1990-1999	1,199 <sup>a</sup>	1,203 <sup>a</sup>	**	**	**	**	**	**	**	**	1,182 <sup>a</sup>	1,187 <sup>a</sup>
2000 or after	1,337 <sup>a</sup>	1,483 <sup>a</sup>	**	**	**	**	**	**	**	**	1,554 <sup>a</sup>	1,630 <sup>a</sup>
Bas-Saint-Laurent	1,226 <sup>a</sup>	1,339 <sup>a</sup>	**	**	1,305 <sup>a</sup>	1,016 <sup>a</sup>	1,337 <sup>a</sup>	1,310 <sup>a</sup>	1,440 <sup>a</sup>	1,464 <sup>a</sup>	1,260 <sup>a</sup>	1,327 <sup>a</sup>
Before 1990	1,009 <sup>a</sup>	1,159 <sup>a</sup>	**	**	**	**	**	**	**	**	1,078 <sup>a</sup>	1,158 <sup>a</sup>
1990-1999	1,305 <sup>a</sup>	1,405 <sup>a</sup>	**	**	**	**	1,499 <sup>a</sup>	1,411 <sup>a</sup>	**	**	1,330 <sup>a</sup>	1,394 <sup>a</sup>
2000 or after	1,327 <sup>a</sup>	1,314 <sup>a</sup>	**	**	1,013 <sup>a</sup>	**	1,381 <sup>a</sup>	1,424 <sup>a</sup>	1,624 <sup>a</sup>	1,680 <sup>a</sup>	1,358 <sup>a</sup>	1,355 <sup>a</sup>

continued

The following letter codes are used to indicate the reliability of the estimates:

a – Excellent, b – Very good, c – Good, d – Fair (Use with Caution)

\*\* Suppressed to protect confidentiality

++ Not statistically reliable

-- No units exist in universe for this category

### O3.3 Average Rents (\$) of Standard Spaces by Date Opened and Unit Type Québec

Centre	Private Rooms		Semi-Private Rooms		Bachelor		One-Bedroom		Two-Bedroom		Total	
	2012	2013	2012	2013	2012	2013	2012	2013	2012	2013	2012	2013
Capitale-Nationale Rural	1,113 <sup>a</sup>	1,230 <sup>a</sup>	**	**	**	1,415 <sup>a</sup>	1,579 <sup>a</sup>	1,687 <sup>a</sup>	2,028 <sup>a</sup>	1,919 <sup>a</sup>	1,438 <sup>a</sup>	1,593 <sup>a</sup>
Before 1990	1,077 <sup>a</sup>	1,206 <sup>a</sup>	**	**	**	**	**	**	**	**	1,156 <sup>a</sup>	1,200 <sup>a</sup>
1990-1999	1,078 <sup>a</sup>	1,267 <sup>a</sup>	**	**	**	**	**	**	**	**	1,083 <sup>a</sup>	1,201 <sup>a</sup>
2000 or after	1,259 <sup>a</sup>	1,274 <sup>a</sup>	**	**	**	**	1,588 <sup>a</sup>	1,702 <sup>a</sup>	2,028 <sup>a</sup>	1,919 <sup>a</sup>	1,668 <sup>a</sup>	1,728 <sup>a</sup>
Centre-du-Québec	1,104 <sup>a</sup>	1,204 <sup>a</sup>	**	**	1,193 <sup>a</sup>	1,271 <sup>a</sup>	1,354 <sup>a</sup>	1,386 <sup>a</sup>	1,646 <sup>a</sup>	1,682 <sup>a</sup>	1,246 <sup>a</sup>	1,313 <sup>a</sup>
Before 1990	1,119 <sup>a</sup>	1,190 <sup>a</sup>	**	**	990 <sup>a</sup>	1,244 <sup>a</sup>	1,281 <sup>a</sup>	1,406 <sup>a</sup>	**	**	1,155 <sup>a</sup>	1,249 <sup>a</sup>
1990-1999	1,092 <sup>a</sup>	1,178 <sup>a</sup>	**	**	**	**	1,245 <sup>a</sup>	**	**	**	1,118 <sup>a</sup>	1,197 <sup>a</sup>
2000 or after	**	1,386 <sup>a</sup>	**	**	1,270 <sup>a</sup>	1,282 <sup>a</sup>	1,393 <sup>a</sup>	1,376 <sup>a</sup>	1,697 <sup>a</sup>	1,713 <sup>a</sup>	1,421 <sup>a</sup>	1,441 <sup>a</sup>
Chaudière-Appalaches	1,192 <sup>a</sup>	1,227 <sup>a</sup>	**	**	1,198 <sup>a</sup>	1,269 <sup>a</sup>	1,457 <sup>a</sup>	1,539 <sup>a</sup>	1,546 <sup>a</sup>	1,810 <sup>a</sup>	1,276 <sup>a</sup>	1,344 <sup>a</sup>
Before 1990	1,176 <sup>a</sup>	1,190 <sup>a</sup>	**	**	1,238 <sup>a</sup>	1,326 <sup>a</sup>	1,619 <sup>a</sup>	1,532 <sup>a</sup>	**	1,954 <sup>a</sup>	1,320 <sup>a</sup>	1,328 <sup>a</sup>
1990-1999	1,184 <sup>a</sup>	1,210 <sup>a</sup>	**	**	1,017 <sup>a</sup>	1,058 <sup>a</sup>	1,172 <sup>a</sup>	1,202 <sup>a</sup>	1,198 <sup>a</sup>	1,269 <sup>a</sup>	1,176 <sup>a</sup>	1,203 <sup>a</sup>
2000 or after	1,306 <sup>a</sup>	1,437 <sup>a</sup>	**	**	1,218 <sup>a</sup>	1,235 <sup>a</sup>	1,452 <sup>a</sup>	1,691 <sup>a</sup>	1,700 <sup>a</sup>	2,216 <sup>a</sup>	1,401 <sup>a</sup>	1,612 <sup>a</sup>
Côte-Nord	**	**	**	**	**	**	1,679 <sup>a</sup>	2,111 <sup>a</sup>	2,140 <sup>a</sup>	2,138 <sup>a</sup>	1,601 <sup>a</sup>	1,816 <sup>a</sup>
Before 1990	**	**	**	**	**	**	**	**	**	**	**	**
1990-1999	**	**	**	**	**	**	**	**	**	**	**	**
2000 or after	**	**	**	**	**	**	**	**	**	**	1,747 <sup>a</sup>	1,963 <sup>a</sup>
Estrie Rural	1,248 <sup>a</sup>	1,269 <sup>a</sup>	**	**	1,412 <sup>a</sup>	1,410 <sup>a</sup>	1,416 <sup>a</sup>	1,483 <sup>a</sup>	1,511 <sup>a</sup>	1,622 <sup>a</sup>	1,302 <sup>a</sup>	1,356 <sup>a</sup>
Before 1990	1,219 <sup>a</sup>	1,310 <sup>a</sup>	**	**	**	1,600 <sup>a</sup>	1,147 <sup>a</sup>	1,435 <sup>a</sup>	**	**	1,227 <sup>a</sup>	1,349 <sup>a</sup>
1990-1999	1,214 <sup>a</sup>	1,183 <sup>a</sup>	**	**	**	**	**	**	**	**	1,166 <sup>a</sup>	1,148 <sup>a</sup>
2000 or after	1,317 <sup>a</sup>	1,289 <sup>a</sup>	**	**	**	1,304 <sup>a</sup>	1,519 <sup>a</sup>	1,555 <sup>a</sup>	1,682 <sup>a</sup>	1,791 <sup>a</sup>	1,428 <sup>a</sup>	1,450 <sup>a</sup>
Gaspésie-Îles-de-la-Madeleine	1,333 <sup>a</sup>	1,302 <sup>a</sup>	**	**	**	**	1,469 <sup>a</sup>	**	**	**	1,352 <sup>a</sup>	1,313 <sup>a</sup>
Before 1990	1,226 <sup>a</sup>	**	**	**	**	**	**	**	**	**	1,304 <sup>a</sup>	**
1990-1999	1,208 <sup>a</sup>	1,313 <sup>a</sup>	**	**	**	**	**	**	**	**	1,243 <sup>a</sup>	1,345 <sup>a</sup>
2000 or after	1,495 <sup>a</sup>	1,268 <sup>a</sup>	**	**	**	**	**	**	**	**	1,495 <sup>a</sup>	1,268 <sup>a</sup>
Lanaudière	1,216 <sup>a</sup>	1,283 <sup>a</sup>	**	**	1,290 <sup>a</sup>	1,229 <sup>a</sup>	1,351 <sup>a</sup>	1,268 <sup>a</sup>	1,573 <sup>a</sup>	1,535 <sup>a</sup>	1,322 <sup>a</sup>	1,301 <sup>a</sup>
Before 1990	1,221 <sup>a</sup>	1,346 <sup>a</sup>	**	**	**	**	1,517 <sup>a</sup>	**	**	**	1,324 <sup>a</sup>	1,346 <sup>a</sup>
1990-1999	1,196 <sup>a</sup>	1,239 <sup>a</sup>	**	**	1,106 <sup>a</sup>	**	1,282 <sup>a</sup>	1,259 <sup>a</sup>	1,606 <sup>a</sup>	1,527 <sup>a</sup>	1,275 <sup>a</sup>	1,266 <sup>a</sup>
2000 or after	1,264 <sup>a</sup>	1,180 <sup>a</sup>	**	**	**	**	1,387 <sup>a</sup>	1,234 <sup>a</sup>	1,532 <sup>a</sup>	1,543 <sup>a</sup>	1,388 <sup>a</sup>	1,320 <sup>a</sup>
Laurentides	1,432 <sup>a</sup>	1,426 <sup>a</sup>	**	**	1,304 <sup>a</sup>	1,106 <sup>a</sup>	1,312 <sup>a</sup>	1,311 <sup>a</sup>	1,948 <sup>a</sup>	1,870 <sup>a</sup>	1,431 <sup>a</sup>	1,423 <sup>a</sup>
Before 1990	1,392 <sup>a</sup>	1,480 <sup>a</sup>	**	**	**	**	**	**	**	**	1,391 <sup>a</sup>	1,480 <sup>a</sup>
1990-1999	1,463 <sup>a</sup>	1,412 <sup>a</sup>	**	**	1,138 <sup>a</sup>	**	1,293 <sup>a</sup>	**	**	**	1,417 <sup>a</sup>	1,377 <sup>a</sup>
2000 or after	1,407 <sup>a</sup>	1,360 <sup>a</sup>	**	**	**	**	1,327 <sup>a</sup>	**	**	**	1,482 <sup>a</sup>	1,453 <sup>a</sup>
Mauricie	1,212 <sup>a</sup>	1,282 <sup>a</sup>	**	**	1,062 <sup>a</sup>	**	1,241 <sup>a</sup>	1,356 <sup>a</sup>	1,821 <sup>a</sup>	2,011 <sup>a</sup>	1,223 <sup>a</sup>	1,313 <sup>a</sup>
Before 1990	1,291 <sup>a</sup>	1,374 <sup>a</sup>	**	**	**	**	**	1,475 <sup>a</sup>	**	**	1,325 <sup>a</sup>	1,380 <sup>a</sup>
1990-1999	1,198 <sup>a</sup>	1,228 <sup>a</sup>	**	**	**	**	**	**	**	**	1,202 <sup>a</sup>	1,238 <sup>a</sup>
2000 or after	1,024 <sup>a</sup>	1,262 <sup>a</sup>	**	**	**	**	1,157 <sup>a</sup>	1,331 <sup>a</sup>	1,782 <sup>a</sup>	2,066 <sup>a</sup>	1,158 <sup>a</sup>	1,354 <sup>a</sup>
Montréal	1,441 <sup>a</sup>	1,464 <sup>a</sup>	**	**	1,408 <sup>a</sup>	1,432 <sup>a</sup>	1,401 <sup>a</sup>	1,475 <sup>a</sup>	1,642 <sup>a</sup>	1,659 <sup>a</sup>	1,447 <sup>a</sup>	1,480 <sup>a</sup>
Before 1990	1,367 <sup>a</sup>	1,429 <sup>a</sup>	**	**	1,416 <sup>a</sup>	1,349 <sup>a</sup>	1,346 <sup>a</sup>	1,522 <sup>a</sup>	1,228 <sup>a</sup>	**	1,362 <sup>a</sup>	1,446 <sup>a</sup>
1990-1999	1,405 <sup>a</sup>	1,434 <sup>a</sup>	**	**	1,464 <sup>a</sup>	1,478 <sup>a</sup>	1,422 <sup>a</sup>	1,483 <sup>a</sup>	1,664 <sup>a</sup>	1,632 <sup>a</sup>	1,425 <sup>a</sup>	1,451 <sup>a</sup>
2000 or after	1,728 <sup>a</sup>	1,633 <sup>a</sup>	**	**	1,245 <sup>a</sup>	1,376 <sup>a</sup>	1,429 <sup>a</sup>	1,449 <sup>a</sup>	1,702 <sup>a</sup>	1,665 <sup>a</sup>	1,575 <sup>a</sup>	1,554 <sup>a</sup>
Nord-du-Québec Rural	**	**	**	**	**	**	**	**	**	**	**	**
Before 1990	**	**	**	**	**	**	**	**	**	**	**	**
1990-1999	**	**	**	**	**	**	**	**	**	**	**	**
2000 or after	**	**	**	**	**	**	**	**	**	**	**	**
Outaouais Rural	1,194 <sup>a</sup>	1,289 <sup>a</sup>	**	**	**	**	**	**	**	**	1,345 <sup>a</sup>	1,409 <sup>a</sup>
Before 1990	**	**	**	**	**	**	**	**	**	**	**	**
1990-1999	**	**	**	**	**	**	**	**	**	**	**	**
2000 or after	1,244 <sup>a</sup>	1,414 <sup>a</sup>	**	**	**	**	**	**	**	**	1,416 <sup>a</sup>	1,518 <sup>a</sup>

continued

The following letter codes are used to indicate the reliability of the estimates:

a – Excellent, b – Very good, c – Good, d – Fair (Use with Caution)

\*\* Suppressed to protect confidentiality

++ Not statistically reliable

-- No units exist in universe for this category

### O3.3 Average Rents (\$) of Standard Spaces by Date Opened and Unit Type Québec

Centre	Private Rooms		Semi-Private Rooms		Bachelor		One-Bedroom		Two-Bedroom		Total	
	2012	2013	2012	2013	2012	2013	2012	2013	2012	2013	2012	2013
Saguenay–Lac-Saint-Jean	1,252 a	1,271 a	**	**	1,030 a	1,157 a	1,389 a	1,379 a	1,647 a	1,826 a	1,275 a	1,312 a
Before 1990	1,355 a	1,294 a	**	**	**	**	**	**	**	**	1,243 a	1,252 a
1990-1999	1,228 a	1,266 a	**	**	1,011 a	1,163 a	1,461 a	1,443 a	**	1,641 a	1,249 a	1,306 a
2000 or after	1,247 a	1,272 a	**	**	**	**	**	**	**	**	1,317 a	1,334 a
<b>Province of Quebec</b>	<b>1,419 a</b>	<b>1,461 a</b>	<b>2,032 a</b>	<b>1,567 a</b>	<b>1,263 a</b>	<b>1,278 a</b>	<b>1,457 a</b>	<b>1,519 a</b>	<b>1,902 a</b>	<b>1,922 a</b>	<b>1,475 a</b>	<b>1,520 a</b>
Before 1990	1,439 a	1,479 a	2,386 a	1,277 a	1,161 a	1,132 a	1,420 a	1,454 a	1,706 a	1,782 a	1,418 a	1,443 a
1990-1999	1,326 a	1,386 a	1,075 a	1,749 a	1,237 a	1,377 a	1,406 a	1,409 a	1,673 a	1,695 a	1,360 a	1,419 a
2000 or after	1,548 a	1,557 a	**	**	1,363 a	1,360 a	1,495 a	1,590 a	2,015 a	2,018 a	1,591 a	1,642 a

The following letter codes are used to indicate the reliability of the estimates:

a – Excellent, b – Very good, c – Good, d – Fair (Use with Caution)

\*\* Suppressed to protect confidentiality    ++ Not statistically reliable    -- No units exist in universe for this category

### O3.4 Average Rents (\$) of Standard Apartment Spaces by Meal Services and Unit Type Quebec

Centre	Bachelor		One-Bedroom		Two-Bedroom		Total	
	2012	2013	2012	2013	2012	2013	2012	2013
Gatineau CMA	1,587 <sup>a</sup>	**	1,830 <sup>a</sup>	1,869 <sup>a</sup>	1,874 <sup>a</sup>	1,966 <sup>a</sup>	1,781 <sup>a</sup>	1,841 <sup>a</sup>
No meals included in rent	1,237 <sup>a</sup>	**	1,575 <sup>a</sup>	**	1,890 <sup>a</sup>	**	1,617 <sup>a</sup>	**
At least one meal included in rent	1,750 <sup>a</sup>	**	2,232 <sup>a</sup>	2,105 <sup>a</sup>	1,841 <sup>a</sup>	1,810 <sup>a</sup>	1,987 <sup>a</sup>	2,019 <sup>a</sup>
Montréal CMA	1,273 <sup>a</sup>	1,284 <sup>a</sup>	1,421 <sup>a</sup>	1,526 <sup>a</sup>	2,006 <sup>a</sup>	2,021 <sup>a</sup>	1,511 <sup>a</sup>	1,584 <sup>a</sup>
No meals included in rent	1,153 <sup>a</sup>	1,026 <sup>a</sup>	1,370 <sup>a</sup>	1,403 <sup>a</sup>	1,980 <sup>a</sup>	1,886 <sup>a</sup>	1,474 <sup>a</sup>	1,444 <sup>a</sup>
At least one meal included in rent	1,497 <sup>a</sup>	1,540 <sup>a</sup>	1,593 <sup>a</sup>	1,693 <sup>a</sup>	2,166 <sup>a</sup>	2,217 <sup>a</sup>	1,630 <sup>a</sup>	1,764 <sup>a</sup>
Island of Montréal	1,243 <sup>a</sup>	1,306 <sup>a</sup>	1,429 <sup>a</sup>	1,578 <sup>a</sup>	2,140 <sup>a</sup>	2,127 <sup>a</sup>	1,501 <sup>a</sup>	1,604 <sup>a</sup>
No meals included in rent	1,046 <sup>a</sup>	914 <sup>a</sup>	1,348 <sup>a</sup>	1,414 <sup>a</sup>	2,058 <sup>a</sup>	1,866 <sup>a</sup>	1,417 <sup>a</sup>	1,388 <sup>a</sup>
At least one meal included in rent	1,607 <sup>a</sup>	1,613 <sup>a</sup>	1,657 <sup>a</sup>	1,785 <sup>a</sup>	2,583 <sup>a</sup>	2,399 <sup>a</sup>	1,732 <sup>a</sup>	1,841 <sup>a</sup>
Vaudreuil-Soulanges	**	**	**	**	**	**	**	**
No meals included in rent	**	**	**	**	**	**	**	**
At least one meal included in rent	**	**	**	**	**	**	**	**
Laval-North Shore	1,157 <sup>a</sup>	1,163 <sup>a</sup>	1,375 <sup>a</sup>	1,413 <sup>a</sup>	1,898 <sup>a</sup>	1,906 <sup>a</sup>	1,495 <sup>a</sup>	1,519 <sup>a</sup>
No meals included in rent	1,046 <sup>a</sup>	1,033 <sup>a</sup>	1,357 <sup>a</sup>	1,349 <sup>a</sup>	1,909 <sup>a</sup>	1,851 <sup>a</sup>	1,485 <sup>a</sup>	1,453 <sup>a</sup>
At least one meal included in rent	1,476 <sup>a</sup>	1,390 <sup>a</sup>	1,485 <sup>a</sup>	1,540 <sup>a</sup>	1,812 <sup>a</sup>	2,023 <sup>a</sup>	1,552 <sup>a</sup>	1,649 <sup>a</sup>
South Shore	1,443 <sup>a</sup>	1,371 <sup>a</sup>	1,474 <sup>a</sup>	1,545 <sup>a</sup>	1,934 <sup>a</sup>	2,043 <sup>a</sup>	1,559 <sup>a</sup>	1,628 <sup>a</sup>
No meals included in rent	1,579 <sup>a</sup>	1,354 <sup>a</sup>	1,482 <sup>a</sup>	1,469 <sup>a</sup>	1,977 <sup>a</sup>	1,992 <sup>a</sup>	1,627 <sup>a</sup>	1,580 <sup>a</sup>
At least one meal included in rent	1,246 <sup>a</sup>	1,389 <sup>a</sup>	1,453 <sup>a</sup>	1,607 <sup>a</sup>	1,700 <sup>a</sup>	2,099 <sup>a</sup>	1,392 <sup>a</sup>	1,672 <sup>a</sup>
Québec CMA	1,119 <sup>a</sup>	1,206 <sup>a</sup>	1,586 <sup>a</sup>	1,558 <sup>a</sup>	1,925 <sup>a</sup>	1,916 <sup>a</sup>	1,581 <sup>a</sup>	1,588 <sup>a</sup>
No meals included in rent	958 <sup>a</sup>	1,188 <sup>a</sup>	1,431 <sup>a</sup>	1,459 <sup>a</sup>	1,886 <sup>a</sup>	1,880 <sup>a</sup>	1,475 <sup>a</sup>	1,555 <sup>a</sup>
At least one meal included in rent	1,412 <sup>a</sup>	1,214 <sup>a</sup>	1,850 <sup>a</sup>	1,612 <sup>a</sup>	2,107 <sup>a</sup>	1,953 <sup>a</sup>	1,800 <sup>a</sup>	1,609 <sup>a</sup>
Saguenay CMA	1,026 <sup>a</sup>	1,180 <sup>a</sup>	1,445 <sup>a</sup>	1,555 <sup>a</sup>	1,849 <sup>a</sup>	1,960 <sup>a</sup>	1,406 <sup>a</sup>	1,516 <sup>a</sup>
No meals included in rent	1,016 <sup>a</sup>	**	1,482 <sup>a</sup>	**	1,863 <sup>a</sup>	**	1,461 <sup>a</sup>	**
At least one meal included in rent	1,040 <sup>a</sup>	1,280 <sup>a</sup>	1,329 <sup>a</sup>	1,620 <sup>a</sup>	**	2,005 <sup>a</sup>	1,249 <sup>a</sup>	1,591 <sup>a</sup>
Sherbrooke CMA	1,240 <sup>a</sup>	1,318 <sup>a</sup>	1,371 <sup>a</sup>	1,396 <sup>a</sup>	1,526 <sup>a</sup>	1,598 <sup>a</sup>	1,372 <sup>a</sup>	1,420 <sup>a</sup>
No meals included in rent	1,225 <sup>a</sup>	1,310 <sup>a</sup>	1,372 <sup>a</sup>	1,443 <sup>a</sup>	1,514 <sup>a</sup>	1,587 <sup>a</sup>	1,368 <sup>a</sup>	1,444 <sup>a</sup>
At least one meal included in rent	1,305 <sup>a</sup>	1,338 <sup>a</sup>	1,371 <sup>a</sup>	1,318 <sup>a</sup>	1,598 <sup>a</sup>	1,639 <sup>a</sup>	1,388 <sup>a</sup>	1,368 <sup>a</sup>
Trois-Rivières CMA	1,263 <sup>a</sup>	1,187 <sup>a</sup>	1,544 <sup>a</sup>	1,513 <sup>a</sup>	1,734 <sup>a</sup>	1,762 <sup>a</sup>	1,468 <sup>a</sup>	1,464 <sup>a</sup>
No meals included in rent	1,110 <sup>a</sup>	1,162 <sup>a</sup>	1,346 <sup>a</sup>	1,444 <sup>a</sup>	1,640 <sup>a</sup>	1,793 <sup>a</sup>	1,338 <sup>a</sup>	1,445 <sup>a</sup>
At least one meal included in rent	1,343 <sup>a</sup>	1,203 <sup>a</sup>	1,684 <sup>a</sup>	1,549 <sup>a</sup>	1,923 <sup>a</sup>	1,723 <sup>a</sup>	1,563 <sup>a</sup>	1,477 <sup>a</sup>
Abitibi-Témiscamingue	**	**	1,787 <sup>a</sup>	**	**	**	1,886 <sup>a</sup>	2,118 <sup>a</sup>
No meals included in rent	**	**	**	**	**	**	**	**
At least one meal included in rent	**	**	1,787 <sup>a</sup>	**	**	**	1,886 <sup>a</sup>	2,118 <sup>a</sup>
Bas-Saint-Laurent	1,305 <sup>a</sup>	1,016 <sup>a</sup>	1,337 <sup>a</sup>	1,310 <sup>a</sup>	1,440 <sup>a</sup>	1,464 <sup>a</sup>	1,345 <sup>a</sup>	1,311 <sup>a</sup>
No meals included in rent	**	**	**	**	**	**	**	**
At least one meal included in rent	1,364 <sup>a</sup>	1,026 <sup>a</sup>	1,434 <sup>a</sup>	1,316 <sup>a</sup>	1,416 <sup>a</sup>	1,464 <sup>a</sup>	1,418 <sup>a</sup>	1,317 <sup>a</sup>
Capitale-Nationale Rural	**	1,415 <sup>a</sup>	1,579 <sup>a</sup>	1,687 <sup>a</sup>	2,028 <sup>a</sup>	1,919 <sup>a</sup>	1,711 <sup>a</sup>	1,761 <sup>a</sup>
No meals included in rent	**	**	**	**	**	**	**	**
At least one meal included in rent	**	**	1,579 <sup>a</sup>	1,573 <sup>a</sup>	2,028 <sup>a</sup>	**	1,734 <sup>a</sup>	1,631 <sup>a</sup>
Centre-du-Québec	1,193 <sup>a</sup>	1,271 <sup>a</sup>	1,354 <sup>a</sup>	1,386 <sup>a</sup>	1,646 <sup>a</sup>	1,682 <sup>a</sup>	1,368 <sup>a</sup>	1,433 <sup>a</sup>
No meals included in rent	**	**	**	1,411 <sup>a</sup>	1,716 <sup>a</sup>	1,756 <sup>a</sup>	1,453 <sup>a</sup>	1,477 <sup>a</sup>
At least one meal included in rent	1,193 <sup>a</sup>	1,322 <sup>a</sup>	1,362 <sup>a</sup>	1,363 <sup>a</sup>	1,542 <sup>a</sup>	1,554 <sup>a</sup>	1,324 <sup>a</sup>	1,387 <sup>a</sup>
Chaudière-Appalaches	1,198 <sup>a</sup>	1,269 <sup>a</sup>	1,457 <sup>a</sup>	1,539 <sup>a</sup>	1,546 <sup>a</sup>	1,810 <sup>a</sup>	1,385 <sup>a</sup>	1,500 <sup>a</sup>
No meals included in rent	**	**	**	**	**	**	**	**
At least one meal included in rent	1,202 <sup>a</sup>	1,269 <sup>a</sup>	1,471 <sup>a</sup>	1,552 <sup>a</sup>	1,569 <sup>a</sup>	1,856 <sup>a</sup>	1,397 <sup>a</sup>	1,511 <sup>a</sup>
Côte-Nord	**	**	1,679 <sup>a</sup>	2,111 <sup>a</sup>	2,140 <sup>a</sup>	2,138 <sup>a</sup>	1,769 <sup>a</sup>	2,074 <sup>a</sup>
No meals included in rent	**	**	**	**	**	**	**	**
At least one meal included in rent	**	**	1,679 <sup>a</sup>	2,111 <sup>a</sup>	2,140 <sup>a</sup>	2,138 <sup>a</sup>	1,769 <sup>a</sup>	2,074 <sup>a</sup>

continued

The following letter codes are used to indicate the reliability of the estimates:

a – Excellent, b – Very good, c – Good, d – Fair (Use with Caution)

\*\* Suppressed to protect confidentiality

++ Not statistically reliable

-- No units exist in universe for this category

### O3.4 Average Rents (\$) of Standard Apartment Spaces by Meal Services and Unit Type Quebec

Centre	Bachelor		One-Bedroom		Two-Bedroom		Total	
	2012	2013	2012	2013	2012	2013	2012	2013
<b>Estrie Rural</b>	1,412 a	1,410 a	1,416 a	1,483 a	1,511 a	1,622 a	1,431 a	1,484 a
No meals included in rent	**	**	**	**	**	**	**	**
At least one meal included in rent	1,412 a	1,410 a	1,380 a	1,523 a	1,578 a	1,776 a	1,411 a	1,524 a
<b>Gaspésie-Îles-de-la-Madeleine</b>	**	**	1,469 a	**	**	**	1,453 a	**
No meals included in rent	**	**	**	**	**	**	**	**
At least one meal included in rent	**	**	1,469 a	**	**	**	1,453 a	**
<b>Lanaudière</b>	1,290 a	1,229 a	1,351 a	1,268 a	1,573 a	1,535 a	1,386 a	1,318 a
No meals included in rent	1,129 a	**	1,299 a	**	1,486 a	**	1,304 a	**
At least one meal included in rent	1,445 a	**	1,421 a	1,271 a	1,643 a	1,437 a	1,480 a	1,316 a
<b>Laurentides</b>	1,304 a	1,106 a	1,312 a	1,311 a	1,948 a	1,870 a	1,430 a	1,417 a
No meals included in rent	**	**	1,281 a	**	**	**	1,425 a	**
At least one meal included in rent	**	**	1,420 a	1,292 a	**	**	1,442 a	1,293 a
<b>Mauricie</b>	1,062 a	**	1,241 a	1,356 a	1,821 a	2,011 a	1,252 a	1,414 a
No meals included in rent	**	**	**	**	**	**	**	**
At least one meal included in rent	1,025 a	**	1,452 a	1,090 a	1,790 a	1,477 a	1,316 a	1,111 a
<b>Montréal</b>	1,408 a	1,432 a	1,401 a	1,475 a	1,642 a	1,659 a	1,453 a	1,501 a
No meals included in rent	1,200 a	1,348 a	1,334 a	1,558 a	1,624 a	1,953 a	1,404 a	1,589 a
At least one meal included in rent	1,465 a	1,468 a	1,480 a	1,429 a	1,685 a	1,508 a	1,498 a	1,456 a
<b>Nord-du-Québec Rural</b>	**	**	**	**	**	**	**	**
No meals included in rent	**	**	**	**	**	**	**	**
At least one meal included in rent	**	**	**	**	**	**	**	**
<b>Outaouais Rural</b>	**	**	**	**	**	**	**	**
No meals included in rent	**	**	**	**	**	**	**	**
At least one meal included in rent	**	**	**	**	**	**	**	**
<b>Saguenay-Lac-Saint-Jean</b>	1,030 a	1,157 a	1,389 a	1,379 a	1,647 a	1,826 a	1,310 a	1,384 a
No meals included in rent	**	**	**	**	**	**	**	**
At least one meal included in rent	1,030 a	1,157 a	1,405 a	1,381 a	1,423 a	1,838 a	1,274 a	1,383 a
<b>Province of Quebec</b>	1,263 a	1,278 a	1,457 a	1,519 a	1,902 a	1,922 a	1,502 a	1,556 a
No meals included in rent	1,132 a	1,101 a	1,379 a	1,434 a	1,893 a	1,866 a	1,458 a	1,477 a
At least one meal included in rent	1,409 a	1,415 a	1,599 a	1,593 a	1,935 a	1,988 a	1,583 a	1,628 a

The following letter codes are used to indicate the reliability of the estimates:

a – Excellent, b – Very good, c – Good, d – Fair (Use with Caution)

\*\* Suppressed to protect confidentiality    ++ Not statistically reliable    -- No units exist in universe for this category

### O4.1 Average Age of Residents by Structure Type Quebec

Centre	Apartment		Room-and-Board		Mixed	
	2012	2013	2012	2013	2012	2013
Gatineau CMA	82 <sup>a</sup>	83 <sup>a</sup>	85 <sup>b</sup>	81 <sup>a</sup>	80 <sup>b</sup>	81 <sup>a</sup>
Montréal CMA	81 <sup>a</sup>	81 <sup>a</sup>	82 <sup>a</sup>	83 <sup>a</sup>	82 <sup>a</sup>	83 <sup>a</sup>
Québec CMA	82 <sup>a</sup>	81 <sup>a</sup>	83 <sup>a</sup>	83 <sup>a</sup>	82 <sup>a</sup>	83 <sup>a</sup>
Saguenay CMA	80 <sup>a</sup>	79 <sup>a</sup>	82 <sup>a</sup>	81 <sup>a</sup>	82 <sup>a</sup>	83 <sup>a</sup>
Sherbrooke CMA	83 <sup>a</sup>	84 <sup>a</sup>	83 <sup>a</sup>	83 <sup>a</sup>	84 <sup>a</sup>	83 <sup>a</sup>
Trois-Rivières CMA	82 <sup>a</sup>	81 <sup>a</sup>	81 <sup>a</sup>	80 <sup>a</sup>	84 <sup>a</sup>	83 <sup>a</sup>
Abitibi-Témiscamingue	**	**	81 <sup>a</sup>	82 <sup>a</sup>	83 <sup>a</sup>	83 <sup>a</sup>
Bas-Saint-Laurent	83 <sup>a</sup>	83 <sup>a</sup>	83 <sup>a</sup>	83 <sup>a</sup>	81 <sup>a</sup>	82 <sup>a</sup>
Capitale-Nationale Rural	**	84 <sup>a</sup>	84 <sup>a</sup>	81 <sup>a</sup>	**	**
Centre-du-Québec	83 <sup>a</sup>	81 <sup>a</sup>	83 <sup>a</sup>	83 <sup>a</sup>	85 <sup>a</sup>	84 <sup>a</sup>
Chaudière-Appalaches	83 <sup>a</sup>	81 <sup>a</sup>	83 <sup>a</sup>	84 <sup>a</sup>	81 <sup>a</sup>	82 <sup>a</sup>
Côte-Nord	**	**	**	**	**	**
Estrie Rural	82 <sup>a</sup>	83 <sup>a</sup>	83 <sup>a</sup>	83 <sup>a</sup>	83 <sup>a</sup>	83 <sup>a</sup>
Gaspésie-Îles-de-la-Madeleine	**	**	82 <sup>a</sup>	84 <sup>a</sup>	85 <sup>a</sup>	**
Lanaudière	83 <sup>a</sup>	81 <sup>a</sup>	79 <sup>a</sup>	82 <sup>a</sup>	83 <sup>a</sup>	82 <sup>a</sup>
Laurentides	**	**	81 <sup>a</sup>	83 <sup>a</sup>	83 <sup>a</sup>	84 <sup>a</sup>
Mauricie	**	**	83 <sup>a</sup>	83 <sup>a</sup>	78 <sup>b</sup>	83 <sup>a</sup>
Montérégie	82 <sup>a</sup>	83 <sup>a</sup>	83 <sup>a</sup>	83 <sup>a</sup>	83 <sup>a</sup>	83 <sup>a</sup>
Nord-du-Québec Rural	**	**	**	**	**	**
Outaouais Rural	**	**	85 <sup>a</sup>	83 <sup>a</sup>	**	**
Saguenay-Lac-Saint-Jean	81 <sup>a</sup>	80 <sup>a</sup>	84 <sup>a</sup>	81 <sup>a</sup>	82 <sup>a</sup>	82 <sup>a</sup>
<b>Province of Quebec</b>	<b>82<sup>a</sup></b>	<b>81<sup>a</sup></b>	<b>83<sup>a</sup></b>	<b>83<sup>a</sup></b>	<b>82<sup>a</sup></b>	<b>83<sup>a</sup></b>

The following letter codes are used to indicate the reliability of the estimates:

a – Excellent, b – Very good, c – Good, d – Fair (Use with Caution)

\*\* Suppressed to protect confidentiality    ++ Not statistically reliable    -- No units exist in universe for this category

## Methodology

Canada Mortgage and Housing Corporation conducts the Seniors' Housing Survey in February and March. This annual survey became national in scope in 2009, covering all centres in each of the ten provinces. Both private and non-profit residences are included in the survey universe. Non-profit residences must have at least one unit that is not subsidized.

To be eligible for inclusion in the 2013 survey results, a residence must:

- ✓ Have been in operation for at least one year, i.e., before January 2012
- ✓ Have at least 10 rental units (Quebec, Ontario, Prairies) or 5 rental units (Atlantic provinces and B.C.)
- ✓ Offer an on-site meal plan
- ✓ Not provide high levels of healthcare (defined as 1.5 hours or more of care per day) to all of their residents. Nursing homes and long-term care homes are examples of residences that were not included in the survey.
- ✓ Offer rental units. Life lease units and owner-occupied units are excluded from this survey.
- ✓ Have at least 50% of residents who are 65 years of age or older.

The Seniors' Housing Survey is a census and not a sample survey, therefore, all seniors' residences in Canada meeting these criteria are included to be part of this survey.

Survey data were obtained through a combination of telephone interviews and fax and email responses. Information was obtained from the owner, manager, or residence administrator. Survey results reflect market conditions at the time of the survey. Survey results have been weighted to adjust for non-responses, to ensure that they are reflective of the universe. The level of statistical reliability is noted in the data tables. For more information on the reliability of the data please click [here](#).

All statistics published, excluding information on new market supply, include only those residences that have been in operation for at least one year.

## Definitions

**Space:** A space is a residential area that is rented out. Examples of spaces include: one half of a semi-private unit, a private or bachelor unit, a one-bedroom unit and a two-bedroom unit. In most cases a space is the same as a unit. The exception is the case where a unit has been divided to rent to multiple residents. Semi-private and ward units are an example of this. Unless otherwise indicated, data for spaces are for all unit types.

**Standard Space:** A space where the resident does not receive high-level care (i.e., the resident receives less than 1.5 hours of care per day.) or is not required to pay an extra amount to receive high-level care. Regional terms for this type of space may vary across the country.

**Heavy Care Space:** A space where the resident is paying an extra amount to receive high-level care (1.5 hours or more of care per day). Examples include Alzheimer, Dementia and mobility support residents.

**Respite Space:** A space used to provide temporary accommodation for a senior who normally lives in another place and not at the residence.

**Non-market or Subsidy Space:** A space where the rent received for the unit is less than market rent or where the resident occupying the unit is subsidized.

**Rent:** Refers to the actual amount a resident pays per month for their accommodation space and all mandatory services. For vacant spaces, the rent is the amount the owner is asking for the space.

**Vacancy:** A space is considered vacant if, at the time of the survey, it is physically unoccupied and available for immediate rental.

**Capture Rate:** The main age group living in seniors' residences are persons aged 75 years and older. Capture rate in a centre is the ratio of the total number of residents living in the survey universe divided by its estimated 75+ population, expressed as a percentage.

### **Acknowledgement**

The Seniors' Housing Survey could not have been conducted without the cooperation of the residence owners and their staff. CMHC acknowledges their time and assistance in providing accurate information. As a result of their contribution, CMHC is able to provide data and analysis that benefits the entire industry.

### **Confidentiality**

All information provide through this survey is kept strictly confidential and only used by CMHC to generate statistics and data sets that do not allow for the identification of individuals, households, businesses or buildings.

## CMHC—HOME TO CANADIANS

Canada Mortgage and Housing Corporation (CMHC) has been Canada's national housing agency for more than 65 years.

Together with other housing stakeholders, we help ensure that the Canadian housing system remains one of the best in the world. We are committed to helping Canadians access a wide choice of quality, environmentally sustainable and affordable housing solutions that will continue to create vibrant and healthy communities and cities across the country.

For more information, visit our website at [www.cmhc.ca](http://www.cmhc.ca) or follow us on [Twitter](#), [YouTube](#) and [Flickr](#).

You can also reach us by phone at 1-800-668-2642 or by fax at 1-800-245-9274.

Outside Canada call 613-748-2003 or fax to 613-748-2016.

Canada Mortgage and Housing Corporation supports the Government of Canada policy on access to information for people with disabilities. If you wish to obtain this publication in alternative formats, call 1-800-668-2642.

The Market Analysis Centre's (MAC) electronic suite of national standardized products is available for free on CMHC's website. You can view, print, download or subscribe to future editions and get market information e-mailed automatically to you the same day it is released. It's quick and convenient! Go to [www.cmhc.ca/housingmarketinformation](http://www.cmhc.ca/housingmarketinformation)

For more information on MAC and the wealth of housing market information available to you, visit us today at [www.cmhc.ca/housingmarketinformation](http://www.cmhc.ca/housingmarketinformation)

To subscribe to priced, printed editions of MAC publications, call 1-800-668-2642.

©2013 Canada Mortgage and Housing Corporation. All rights reserved. CMHC grants reasonable rights of use of this publication's content solely for personal, corporate or public policy research, and educational purposes. This permission consists of the right to use the content for general reference purposes in written analyses and in the reporting of results, conclusions, and forecasts including the citation of limited amounts of supporting data extracted from this publication. Reasonable and limited rights of use are also permitted in commercial publications subject to the above criteria, and CMHC's right to request that such use be discontinued for any reason.

Any use of the publication's content must include the source of the information, including statistical data, acknowledged as follows:

Source: CMHC (or "Adapted from CMHC," if appropriate), name of product, year and date of publication issue.

Other than as outlined above, the content of the publication cannot be reproduced or transmitted to any person or, if acquired by an organization, to users outside the organization. Placing the publication, in whole or part, on a website accessible to the public or on any website accessible to persons not directly employed by the organization is not permitted. To use the content of any CMHC Market Analysis publication for any purpose other than the general reference purposes set out above or to request permission to reproduce large portions of, or entire CMHC Market Analysis publications, please contact: the Canadian Housing Information Centre (CHIC) at [chic@cmhc.ca](mailto:chic@cmhc.ca); 613-748-2367 or 1-800-668-2642.

For permission, please provide CHIC with the following information:

Publication's name, year and date of issue.

Without limiting the generality of the foregoing, no portion of the content may be translated from English or French into any other language without the prior written permission of Canada Mortgage and Housing Corporation.

The information, analyses and opinions contained in this publication are based on various sources believed to be reliable, but their accuracy cannot be guaranteed. The information, analyses and opinions shall not be taken as representations for which Canada Mortgage and Housing Corporation or any of its employees shall incur responsibility.

# Housing market intelligence you can count on



## FREE REPORTS AVAILABLE ON-LINE

- Canadian Housing Statistics
- Housing Information Monthly
- Housing Market Outlook, Canada
- Housing Market Outlook, Highlight Reports – Canada and Regional
- Housing Market Outlook, Major Centres
- Housing Market Tables: Selected South Central Ontario Centres
- Housing Now, Canada
- Housing Now, Major Centres
- Housing Now, Regional
- Monthly Housing Statistics
- Northern Housing Outlook Report
- Preliminary Housing Start Data
- Rental Market Provincial Highlight Reports
- Rental Market Reports, Major Centres
- Rental Market Statistics
- Residential Construction Digest, Prairie Centres
- Seniors' Housing Reports

**Get the market intelligence you need today!**

**Click [www.cmhc.ca/housingmarketinformation](http://www.cmhc.ca/housingmarketinformation) to view, download or subscribe.**

On June 1, 2012, CMHC's Market Analysis Centre turned 25!

CMHC's Market Analysis Centre has a strong history as the Canadian housing industry's "go-to" resource for the most reliable, impartial and up-to-date housing market data analysis and forecasts, in the country.

CMHC's Market Analysis Centre e-reports provide a wealth of detailed local, provincial, regional and national market information.

- **Forecasts and Analysis –**  
Future-oriented information about local, regional and national housing trends.
- **Statistics and Data –**  
Information on current housing market activities – starts, rents, vacancy rates and much more.

## Affordable Housing Web Forums

CMHC's Affordable Housing Web Forums are distance-learning seminars that bring interested participants and industry experts together using phone and web technology. You can participate, listen, see and learn without the expense of travelling.

**Register on-line!**

[www.cmhc.ca/ahc](http://www.cmhc.ca/ahc)

