

d.4

Federal  
Electoral  
Districts –  
1987  
Representation  
Order: Part 1

Circonscriptions  
électorales  
fédérales –  
Ordonnance de  
représentation de  
1987: Partie 1

*Census  
Recensement*

*Canada 1986*

94-133

# Profiles • Profils



1902-Q




Statistique  
Canada

Canada



Federal  
Electoral  
Districts –  
1987  
Representation  
Order: Part 1



Circonscriptions  
électorales  
fédérales –  
Ordonnance de  
représentation de  
1987: Partie 1

# Profiles • Profils

Published under the authority of the Minister of  
Supply and Services Canada

© Minister of Supply and Services Canada, 1988

Extracts from this publication may be reproduced  
for individual use without permission provided the  
source is fully acknowledged. However, reproduction  
of this publication in whole or in part for purposes  
of resale or redistribution requires written permission  
from the Publishing Services Group, Permissions  
Officer, Canadian Government Publishing Centre,  
Ottawa, Canada K1A 0S9.

May 1988

Price: Canada, \$38.00  
Other Countries, \$40.00

Catalogue 94-133

ISBN 0-660-54028-2

Ottawa

Publication autorisée par le ministre des  
Approvisionnement et Services Canada

© Ministre des Approvisionnements et  
Services Canada, 1988

Le lecteur peut reproduire sans autorisation  
des extraits de cette publication à des fins  
d'utilisation personnelle à condition d'indiquer  
la source en entier. Toutefois, la reproduction  
de cette publication en tout ou en partie à des  
fins commerciales ou de redistribution néces-  
site l'obtention au préalable d'une autorisation  
écrite des Services d'édition, Agent de droit  
d'auteur, Centre d'édition du gouvernement du  
Canada, Ottawa, Canada K1A 0S9.

Mai 1988

Prix: Canada, \$38.00  
Autres pays, \$40.00

Catalogue 94-133

ISBN 0-660-54028-2

Ottawa



BIBLIOTHÈQUE  
LIBRARY  
SEP 20 1993  
CANADA  
STATISTICS  
CANADA  
STATISTICS

## PREFACE

The Profile series is designed to provide a wide range of information collected by the 1986 Census of Population for a variety of subprovincial geographic levels: census divisions and census subdivisions, census metropolitan areas and census agglomerations, census tracts (including census subdivisions of census-tracted centres), federal electoral districts, urban and rural areas and the Labour Force Survey economic regions.

This series is structured into two parts. Part 1 provides basic demographic, housing and family characteristics collected from all households. These data are available before Part 2 is published. Part 2, data collected from a 20% sample of households, completes the Profile series for each geographic area. It presents social, cultural, labour and 1985 income data along with additional information on housing and families.

The catalogue numbers that correspond to subprovincial profiles are as follows:

- Census Divisions and Subdivisions (by province or territory), Part 1 and Part 2 (Cat. Nos. 94-101 to 94-124)
- Federal Electoral Districts - 1976 Representation Order, Part 1 (Cat. No. 94-125), Part 2 (Cat. No. 94-126)
- Federal Electoral Districts - 1987 Representation Order, Part 1 (Cat. No. 94-133), Part 2 (Cat. No. 94-134)
- Census Metropolitan Areas and Census Agglomerations, Part 1 (Cat. No. 94-127), Part 2 (Cat. No. 94-128)
- Urban and Rural Areas (Canada, provinces and territories), Part 1 (Cat. No. 94-129), Part 2 (Cat. No. 94-130)
- Labour Force Survey Economic Regions (20% sample only) (Cat. No. 94-131)
- Census Tracts (37 tracted centres), Part 1 and Part 2 (Cat. Nos. 95-101 to 95-174)

## PRÉFACE

La série des Profils est conçue de façon à fournir un vaste éventail de renseignements recueillis lors du recensement de la population de 1986 pour un grand nombre de régions infraprovinciales: les divisions de recensement et les subdivisions de recensement, les régions métropolitaines de recensement et les agglomérations de recensement, les secteurs de recensement (y compris les subdivisions de recensement des centres urbains divisés en secteurs de recensement), les circonscriptions électorales fédérales, les régions urbaines et les régions rurales et les régions économiques de l'Enquête sur la population active.

Cette série est divisée en deux parties. La partie 1 contient les renseignements fondamentaux sur la démographie, sur les logements et sur les familles recueillis auprès de l'ensemble des ménages. Ces données sont disponibles avant la parution de la partie 2. Dans ce dernier cas, les données recueillies auprès d'un échantillon de 20% des ménages complètent la série des Profils pour chaque région géographique. Elle contient des données sociales, culturelles, sur la main-d'oeuvre et le revenu en 1985 ainsi que des renseignements supplémentaires sur les logements et les familles.

Les numéros au catalogue qui se rapportent aux profils infraprovinciaux sont les suivants:

- Divisions et subdivisions de recensement (par province ou territoire), partie 1 et partie 2 (nos 94-101 à 94-124 au catalogue)
- Circonscriptions électorales fédérales - Ordonnance de représentation de 1976, partie 1 (no 94-125 au catalogue), partie 2 (no 94-126 au catalogue)
- Circonscriptions électorales fédérales - Ordonnance de représentation de 1987, partie 1 (no 94-133 au catalogue), partie 2 (no 94-134 au catalogue)
- Régions métropolitaines de recensement et agglomérations de recensement, partie 1 (no 94-127 au catalogue), partie 2 (no 94-128 au catalogue)
- Régions urbaines et rurales (Canada, provinces et territoires), partie 1 (no 94-129 au catalogue), partie 2 (no 94-130 au catalogue)
- Régions économiques de l'Enquête sur la population active (données-échantillon seulement) (no 94-131 au catalogue)
- Secteurs de recensement (37 centres urbains divisés en secteurs de recensement), partie 1 et partie 2 (nos 95-101 à 95-174 au catalogue)

In addition to the "Profiles", there are two other data series. "The Nation" is a data series designed to illustrate the scope and depth of the 1986 Census subject-matter by presenting considerable detail on variables, cross-tabulating variables, or providing historical data. A "Dimensions" series provides data on selected topics for which there has been considerable interest expressed, such as the immigrant population, ethnic groups, etc.

En plus des "Profils", il y a deux autres séries de données. "Le Pays" est une série de données conçue pour illustrer l'étendue et l'ampleur des sujets du recensement de 1986 en présentant des renseignements très détaillés sur les variables, des variables recoupées ou des données chronologiques. Une série "Dimensions" fournit des renseignements sur certains sujets qui ont suscité un intérêt considérable, tels que les immigrants, les groupes ethniques, etc.

## TABLE OF CONTENTS

## TABLE DES MATIÈRES

|  | Page |
|--|------|
| GUIDELINES FOR USING<br>THIS PUBLICATION ..... | v    |
| Purpose .....                                  | v    |
| Organization of the Publication .....          | v    |
| Geographic and Content<br>Considerations ..... | vi   |
| 1986 Census Products and<br>Services .....     | vii  |
| Symbols .....                                  | ix   |
| Geographic Index .....                         | xi   |

### MAP

### TABLE

Selected Characteristics for Federal Electoral  
Districts (1987 Representation Order), 1986  
Census

### Reference Material in English

|  |        |
|--|--------|
| DEFINITIONS .....                            | xix    |
| DATA QUALITY .....                           | xxiii  |
| CONFIDENTIALITY AND<br>RANDOM ROUNDING ..... | xxv    |
| SPECIAL NOTES .....                          | xxvi   |
| REGIONAL OFFICE<br>ADDRESSES .....           | xxxiii |

|  | Page |
|--|------|
| LIGNES DIRECTRICES POUR<br>L'UTILISATION DE CETTE<br>PUBLICATION ..... | v    |
| But .....  | v    |
| Organisation de la publication .....                                   | v    |
| Facteurs de géographie et de<br>contenu .....                          | vi   |
| Produits et services du recensement<br>de 1986 .....                   | vii  |
| Signes conventionnels .....  | ix   |
| Index géographique .....   | xi   |

### CARTE

### TABLEAU

Certaines caractéristiques des circonscriptions  
électorales fédérales (Ordonnance de  
représentation de 1987), recensement de 1986

### Documents de référence en français

|  |        |
|--|--------|
| DÉFINITIONS .....                                    | xxxvii |
| QUALITÉ DES DONNÉES .....                            | xli    |
| CONFIDENTIALITÉ ET<br>ARRONDISSEMENT ALÉATOIRE ..... | xliv   |
| NOTES SPÉCIALES .....                                | xlv    |
| ADRESSES DES BUREAUX<br>RÉGIONAUX .....              | li     |





## GUIDELINES FOR USING THIS PUBLICATION

### PURPOSE

This publication presents a statistical "profile" of the federal electoral districts (FEDs) in Canada as defined by the 1987 Representation Order. It is based on data collected by the 1986 Census of Canada from all households. Part 2 is a separate publication in this series, presenting additional information collected from a 20% sample of households.

The 295 federal electoral districts presented are those established by the 1987 Representation Order to the Electoral Boundaries Readjustment Act, RSC, 1970. The FED names reported in this publication are those in effect July 17, 1987. The 1987 Representation Order differs substantially from the 1976 Representation Order used to organize census-taking for the 1986 Census. Profile data for FEDs based on 1976 Representation Order are found in Federal Electoral Districts, Part 1 (Cat. No. 94-125) and Part 2 (Cat. No. 94-126).

The 1986 Profile series contains many improvements over the comparable 1981 series. For instance, certain variables like mother tongue have more categories. Also, by providing the languages with the highest counts (incidence reporting), the relevance of the data is increased. In this publication, the non-official languages with the five highest counts for Canada are shown, along with English and French. Also new in 1986, the census family characteristics section shows the living arrangements of non-family persons 65 years and over.

A reference map showing all FEDs is included in this publication.

### ORGANIZATION OF THE PUBLICATION

The publication consists of a single table displaying the data for each geographic area in the columns. The data variables are identified down

## LIGNES DIRECTRICES POUR L'UTILISATION DE CETTE PUBLICATION

### BUT

Cette publication présente un "profil" statistique des circonscriptions électorales fédérales (CÉF) au Canada telles que définies par l'Ordonnance de représentation de 1987. La publication est fondée sur les données recueillies auprès de tous les ménages dans le cadre du recensement du Canada de 1986. La partie 2 est une publication distincte qui fait partie de cette série et offre des renseignements supplémentaires obtenus auprès d'un échantillon de 20% des ménages.

Les 295 circonscriptions électorales fédérales sont celles établies selon l'Ordonnance de représentation de 1987 conformément à la Loi sur la révision des limites des circonscriptions électorales, SRC, 1970. Les noms des CÉF présentées dans la présente publication sont ceux établis le 17 juillet 1987. L'Ordonnance de représentation de 1987 diffère beaucoup de celle de 1976 utilisée lors du recensement de 1986. Les données pour les profils des CÉF fondées sur l'Ordonnance de représentation de 1976 se trouvent dans la publication intitulée Circonscriptions électorales fédérales, partie 1 (n° 94-125 au catalogue) et partie 2 (n° 94-126 au catalogue).

La série des Profils de 1986 a été améliorée à plusieurs points de vue par rapport à la série comparable de 1981. Par exemple, certaines variables, comme la langue maternelle, comportent plus de catégories. De plus, en indiquant les langues déclarées le plus souvent (déclaration selon la fréquence), on augmente la pertinence des données. Dans la présente publication, les cinq langues non officielles déclarées le plus souvent pour le Canada sont présentées, ainsi que l'anglais et le français. De plus, pour la première fois, la section sur les caractéristiques des familles de recensement traite en 1986 des modalités de vie des personnes hors famille de 65 ans ou plus.

Une carte de référence montrant toutes les CÉF apparaît dans cette publication.

### ORGANISATION DE LA PUBLICATION

La publication comprend un seul tableau où les données pour chaque région géographique figurent dans les colonnes. Les variables de données sont

the sides of the table (the "stub"). The entire stub covers three full pages. The data have been grouped into blocks by topic (i.e. population, dwellings, households, families) and for each block of data, the appropriate total is shown. Each block of data may be shown by a number of different characteristics. For example, population is tabulated first by age and sex, then by marital status and finally by mother tongue.

The geographic areas run across the top of the page. The provinces and territories are organized from east to west. The federal electoral districts are ordered alphabetically within each province or territory. The columns containing the data for Canada, provinces and territories are shown in bold face.

There are 12 geographic areas shown across a two-page layout. Since the stub is three pages in length, it is necessary to repeat the same geographic areas three times before continuing to the next 12 areas. For example, **Canada** is found on pages 1, 3 and 5.

Users interested in locating data for a specific geographic area should refer to the geographic index for the location of the data in the publication. The index is found on page xi (see blue pages).

## GEOGRAPHIC AND CONTENT CONSIDERATIONS

Most of the 295 FEDs reported in this publication have different geographic boundaries than the 282 FEDs used to organize the 1986 census-taking. As a result, the 1986 enumeration areas (i.e. the basic building blocks of all standard census geographic areas) do not necessarily respect the new FED boundaries. Therefore, it has been necessary to treat these 295 FEDs as non-standard areas when tabulating the data presented in this publication.

Data are tabulated for non-standard areas by using Statistics Canada's Geographically Referenced Data Storage and Retrieval (GRDSR) system, also known as geocoding. The geocoding system assigns geographic coordinates (centroids) at the population centre of every EA in Canada and of

mentionnées de chaque côté du tableau (la "colonne de titre"). L'ensemble de la colonne de titre couvre trois pages complètes. Les données ont été groupées selon le sujet (c'est-à-dire la population, les logements, les ménages, les familles) et, pour chaque groupe de données, le total approprié est indiqué. Chacun des groupes de données peut être ventilé selon un certain nombre de caractéristiques différentes. Par exemple, la population est d'abord totalisée selon l'âge et le sexe, ensuite selon l'état matrimonial et enfin selon la langue maternelle.

Les régions géographiques sont mentionnées au haut de la page. Les provinces et territoires sont présentés de l'est à l'ouest. Les circonscriptions électorales fédérales apparaissent en ordre alphabétique à l'intérieur de chaque province ou territoire. Les colonnes contenant les données pour le Canada, les provinces et les territoires sont indiqués en caractères gras.

Il y a 12 régions géographiques réparties sur deux pages. Comme la colonne de titre est ventilée sur trois pages, il faut répéter les mêmes régions géographiques trois fois avant de passer aux 12 régions suivantes. Par exemple, les données pour le **Canada** se trouvent aux pages 1, 3 et 5.

Les utilisateurs qui désirent consulter les données propres à une région géographique particulière sont priés de se reporter à l'index géographique qui indique les pages où se trouvent les données dans la publication. Vous trouverez l'index à la page xi (voir les pages bleues).

## FACTEURS DE GÉOGRAPHIE ET DE CONTENU

Les limites géographiques de la plupart des 295 CÉF mentionnées dans la présente publication sont différentes de celles des 282 CÉF utilisées lors du recensement de 1986. Par conséquent, les secteurs de dénombrement de 1986 (c'est-à-dire les unités de base de toutes les régions géographiques normalisées du recensement) ne correspondent pas nécessairement aux nouvelles limites des CÉF. Donc, il a été nécessaire de considérer ces 295 CÉF comme des régions non normalisées lors de la totalisation des données présentées dans la présente publication.

Dans le cas des régions non normalisées, les données sont totalisées au moyen du Système de stockage et d'extraction des données codées suivant une grille géographique (GRDSR) de Statistique Canada, également connu sous le nom de géocodage. Le système de géocodage attribue des

each block-face in most of the large (50,000 population and over) urban areas. Census data are linked to these centroids and data for non-standard areas are tabulated by aggregating those EA or block-face centroids located within the limits of each non-standard area (in this case the 295 new FEDs). Thus, data for non-standard areas can be less precise than those for standard areas. For further information on this issue, please contact Geography Division, Statistics Canada.

On some Indian reserves or settlements, census enumeration was not permitted or was interrupted. Therefore, data are not available for these reserves. The "Notes" section at the end of the publication provides a list of federal electoral districts (1987 Representation Order) which contain one or more incompletely enumerated Indian reserves or Indian settlements. This issue is discussed more fully in the SPECIAL NOTES section.

**Comparability of Data on Mother Tongue:** The 1986 Census was the first in which people could report two mother tongues. For further information on this change and on other factors affecting the comparability of the 1986 data on mother tongue with that of 1981, see the SPECIAL NOTES section.

Additional information on geographic and content considerations, definitions of terms, explanations of data quality, etc., may be found at the end of this publication immediately following the tables (see yellow pages). This information is presented separately in English and French sections for easier use.

## 1986 CENSUS PRODUCTS AND SERVICES

The 1986 Census product line is designed to serve the diverse needs of our users. Using as a base the most demanded publications of past censuses, a full series of data, reference and analytical publications will be offered.

coordonnées géographiques (centroïdes) au centre de la population de chaque SD au Canada et de chaque côté d'îlot dans la plupart des grandes régions urbaines (50,000 personnes et plus). Les données du recensement sont liées à ces centroïdes et les données des régions non normalisées sont totalisées en agrégeant les centroïdes des SD ou des côtés d'îlot situés à l'intérieur des limites de chaque région non normalisée (dans le présent cas, les 295 nouvelles CÉF). Donc, dans le cas des régions non normalisées, les données peuvent être moins précises que celles des régions normalisées. Pour de plus amples renseignements, veuillez communiquer avec la Division de la géographie, Statistique Canada.

Dans certaines réserves indiennes et établissements indiens, les recenseurs n'ont pas eu la permission d'effectuer le dénombrement ou ont dû l'interrompre. Les données ne sont donc pas disponibles pour ces réserves. La section "Notes" à la fin de la publication donne une liste des circonscriptions électorales fédérales (Ordonnance de représentation de 1987) qui contiennent une ou plusieurs réserves indiennes ou établissements indiens partiellement dénombrés. Pour des précisions à ce sujet, voir la section NOTES SPÉCIALES.

**Comparabilité des données sur la langue maternelle:** Pour la première fois lors du recensement de 1986, une personne pouvait déclarer deux langues maternelles. Pour de plus amples renseignements à ce sujet ainsi que sur d'autres facteurs touchant à la comparabilité des données sur la langue maternelle de 1986 avec celles de 1981, voir la section NOTES SPÉCIALES.

Vous trouverez d'autres renseignements complémentaires sur les facteurs de géographie et de contenu, la définition détaillée des termes, des précisions sur la qualité des données, etc., à la fin de la publication, immédiatement après les tableaux (voir les pages jaunes). Ces renseignements sont présentés dans des sections française et anglaise distinctes, ce qui en facilite la consultation.

## PRODUITS ET SERVICES DU RECENSEMENT DE 1986

La gamme des produits du recensement de 1986 doit répondre aux besoins variés de nos utilisateurs. En fonction des publications les plus populaires des derniers recensements, nous offrirons une série complète de données, de documents de référence et d'ouvrages analytiques.

In addition to the tabulations shown in publications, census data are available in machine-readable form. In particular, there is a set of 44 basic summary tabulations for small geographic areas including enumeration areas, census tracts and census subdivisions. The data contained in the published profiles for census subdivisions and census divisions, census tracts, federal electoral districts, census metropolitan areas and census agglomerations are also available in machine-readable form.

While many tabulations are available from the planned output program, census tabulations can also be customized to individual users' needs. A range of products is offered, from predetermined basic data tabulations available for user-selected geographic areas, to complete custom tabulations which are developed to the exact requirements of the client. The products thus offer, on a cost-recovery basis, varying levels of flexibility in content, geography and medium.

## REFERENCE PRODUCTS

Users, who may require assistance in understanding and interpreting the data and geographic concepts appearing in this set of tabulations, should refer to the **1986 Census Dictionary** (Catalogue No. 99-101E or F). The **Dictionary** provides a range of definitions for all variables and terms used in 1986 Census data products.

Further details on the products and services available from the census are provided in the **1986 Census Products and Services - Final Edition** (Catalogue No. 99-103E or F).

All users wishing to obtain more information about the range of census products available to serve their needs are invited to contact their nearest Statistics Canada Regional Office. They will be glad to help. Addresses and phone numbers are listed on page xxxiii.

En plus des totalisations présentées dans les publications, les données du recensement sont disponibles sous forme lisible par machine. Notamment, une série de 44 totalisations sommaires de base existe pour les petites régions géographiques comprenant les secteurs de dénombrement, les secteurs de recensement et les subdivisions de recensement. Les données contenues dans les profils publiés pour les subdivisions de recensement et les divisions de recensement, les secteurs de recensement, les circonscriptions électorales fédérales, les régions métropolitaines de recensement et les agglomérations de recensement sont également disponibles sous forme lisible par machine.

Même si plusieurs totalisations sont disponibles à partir du programme des produits déjà établi, des totalisations du recensement peuvent également être personnalisées selon les besoins de l'utilisateur. Il est possible de se procurer une gamme de produits allant des totalisations de données fondamentales, déterminées à l'avance, disponibles pour les régions géographiques choisies par l'utilisateur, à des totalisations entièrement personnalisées et préparées selon les exigences précises du client. Ainsi, ces produits permettent d'offrir, contre recouvrement des coûts, différents niveaux de souplesse en matière de contenu, de géographie et de support.

## PRODUITS DE RÉFÉRENCE

Les utilisateurs qui ont besoin d'aide pour comprendre et interpréter les données et les concepts géographiques figurant dans cette série de totalisations peuvent consulter le **Dictionnaire du recensement de 1986** (n° 99-101F ou E au catalogue). Le **dictionnaire** donne les définitions de toutes les variables et de tous les termes utilisés dans les produits du recensement de 1986.

D'autres détails sur les produits et services du recensement sont fournis dans les **Produits et services du recensement de 1986 - Version définitive** (n° 99-103F ou E au catalogue).

Les utilisateurs qui désirent obtenir plus de précisions sur la gamme des produits du recensement adaptés à leurs besoins sont invités à communiquer avec le bureau régional de Statistique Canada le plus près. On sera heureux de vous aider. Les adresses et les numéros de téléphone sont donnés à la page ii.

**SYMBOLS**

The following standard symbols are used in census publications:

- .. figures not available
- ... figures not appropriate or not applicable
- nil or zero
- amount too small to be expressed
  
- ‡ Excludes 1986 Census data for one or more incompletely enumerated Indian reserves or Indian settlements. For estimates of the missed population and dwellings, see Special Notes.

**SIGNES CONVENTIONNELS**

Les signes conventionnels suivants sont employés uniformément dans les publications du recensement:

- .. nombres non disponibles
- ... n'ayant pas lieu de figurer
- néant ou zéro
- nombres infimes
  
- ‡ Ne comprend pas les données du recensement de 1986 pour une ou plusieurs réserves indiennes ou établissements indiens partiellement dénombrés. Pour une estimation de la population et des logements manquants, voir Notes spéciales.



**Profiles - Profils**  
**Geographic Index - Index géographique**  
**Federal Electoral Districts - Circonscriptions électorales fédérales**

|   | PAGE |
|---|------|
| CANADA † .....  | 1    |
| Newfoundland - Terre-Neuve .....                        | 1    |
| Prince Edward Island - Île-du-Prince-Édouard .....      | 2    |
| Nova Scotia - Nouvelle-Écosse † .....                   | 7    |
| New Brunswick - Nouveau-Brunswick † .....               | 13   |
| Quebec - Québec † .....                                 | 19   |
| Ontario † .....   | 55   |
| Manitoba † .....  | 104  |
| Saskatchewan † .....                                    | 115  |
| Alberta † .....   | 121  |
| British Columbia - Colombie-Britannique † .....         | 134  |
| Yukon .....   | 151  |
| Northwest Territories - Territoires du Nord-Ouest ..... | 151  |

| Federal Electoral Districts (FED)            | Corresponding Province  |
|--|-------------------------|
| Circonscriptions électorales fédérales (CÉF) | Province correspondante |

-A-

|                                    |                                     |     |
|------------------------------------|-------------------------------------|-----|
| Abitibi .....                      | Quebec - Québec .....               | 19  |
| Ahuntsic .....                     | Quebec - Québec .....               | 19  |
| Algoma .....                       | Ontario .....                       | 56  |
| Anjou - Rivière-des-Prairies ..... | Quebec - Québec .....               | 19  |
| Annapolis Valley - Hants .....     | Nova Scotia - Nouvelle-Écosse ..... | 7   |
| Argenteuil - Papineau .....        | Quebec - Québec .....               | 19  |
| Athabasca .....                    | Alberta .....                       | 121 |

-B-

|  |   |     |
|--|---|-----|
| Beaches - Woodbine .....                   | Ontario .....                                 | 56  |
| Beauce .....                               | Quebec - Québec .....                         | 20  |
| Beauharnois - Salaberry .....              | Quebec - Québec .....                         | 20  |
| Beauséjour .....                           | New Brunswick - Nouveau-Brunswick .....       | 13  |
| Beaver River .....                         | Alberta .....                                 | 121 |
| Bellechasse .....                          | Quebec - Québec .....                         | 20  |
| Berthier - Montcalm .....                  | Quebec - Québec .....                         | 20  |
| Blainville - Deux-Montagnes .....          | Quebec - Québec .....                         | 20  |
| Bonaventure - Îles-de-la-Madeleine .....   | Quebec - Québec .....                         | 20  |
| Bonavista - Trinity - Conception .....     | Newfoundland - Terre-Neuve .....              | 1   |
| Bourassa .....                             | Quebec - Québec .....                         | 25  |
| Brampton .....                             | Ontario .....                                 | 56  |
| Brampton - Malton .....                    | Ontario .....                                 | 56  |
| Brandon - Souris .....                     | Manitoba .....                                | 104 |
| Brant .....                                | Ontario .....                                 | 56  |
| Broadview - Greenwood .....                | Ontario .....                                 | 56  |
| Brome - Missisquoi .....                   | Quebec - Québec .....                         | 25  |
| Bruce - Grey .....                         | Ontario .....                                 | 61  |
| Burin - St. George's (Saint-Georges) ..... | Newfoundland - Terre-Neuve .....              | 1   |
| Burlington .....                           | Ontario .....                                 | 61  |
| Burnaby - Kingsway .....                   | British Columbia - Colombie-Britannique ..... | 134 |

-C-

|  |  |     |
|--|--|-----|
| Calgary Centre .....                                 | Alberta .....                                      | 122 |
| Calgary North (Nord) .....                           | Alberta .....                                      | 122 |
| Calgary Northeast (Nord-Est) .....                   | Alberta .....                                      | 122 |
| Calgary Southeast (Sud-Est) .....                    | Alberta .....                                      | 122 |
| Calgary Southwest (Sud-Ouest) .....                  | Alberta .....                                      | 122 |
| Calgary West (Ouest) .....                           | Alberta .....                                      | 122 |
| Cambridge .....                                      | Ontario .....                                      | 61  |
| Cape Breton (Cap-Breton) - East Richmond (Est) ..... | Nova Scotia - Nouvelle-Écosse .....                | 7   |
| Cape Breton (Cap-Breton) - The Sydneys .....         | Nova Scotia - Nouvelle-Écosse .....                | 7   |
| Cape Breton (Cap-Breton) Highlands - Canso .....     | Nova Scotia - Nouvelle-Écosse .....                | 8   |
| Capilano - Howe Sound .....                          | British Columbia - Colombie-Britannique .....      | 134 |
| Cardigan .....                                       | Prince Edward Island - Île-du-Prince-Édouard ..... | 2   |
| Cariboo - Chilcotin .....                            | British Columbia - Colombie-Britannique .....      | 134 |
| Carleton - Charlotte .....                           | New Brunswick - Nouveau-Brunswick .....            | 13  |
| Carleton - Gloucester .....                          | Ontario .....                                      | 61  |
| Central Nova .....                                   | Nova Scotia - Nouvelle-Écosse .....                | 8   |
| Chambly .....  | Quebec - Québec .....                              | 25  |
| Champlain .....                                      | Quebec - Québec .....                              | 25  |
| Chapleau .....                                       | Quebec - Québec .....                              | 25  |
| Charlesbourg .....                                   | Quebec - Québec .....                              | 25  |
| Charlevoix .....                                     | Quebec - Québec .....                              | 26  |
| Châteauguay .....                                    | Quebec - Québec .....                              | 26  |
| Chicoutimi .....                                     | Quebec - Québec .....                              | 26  |
| Churchill .....                                      | Manitoba .....                                     | 104 |
| Cochrane - Superior (Supérieur) .....                | Ontario .....                                      | 61  |

**Profiles - Profils**  
**Geographic Index - Index géographique**  
**Federal Electoral Districts - Circonscriptions électorales fédérales**

| Federal Electoral Districts (FED)<br>Circonscriptions électorales fédérales (CÉF) | Corresponding Province<br>Province correspondante  | PAGE |
|---|--|------|
| Comox - Alberni .....   | British Columbia - Colombie-Britannique .....      | 134  |
| Crowfoot .....  | Alberta .....                                      | 127  |
| Cumberland - Colchester .....   | Nova Scotia - Nouvelle-Écosse .....                | 8    |
| -D-   |  |      |
| Dartmouth .....   | Nova Scotia - Nouvelle-Écosse .....                | 8    |
| Dauphin - Swan River .....  | Manitoba .....                                     | 109  |
| Davenport .....   | Ontario .....                                      | 61   |
| Delta .....   | British Columbia - Colombie-Britannique .....      | 134  |
| Don Valley East (Est) .....   | Ontario .....                                      | 62   |
| Don Valley North (Nord) .....   | Ontario .....                                      | 62   |
| Don Valley West (Ouest) .....   | Ontario .....                                      | 62   |
| Drummond .....  | Quebec - Québec .....                              | 26   |
| Durham .....  | Ontario .....                                      | 62   |
| Duvernay .....  | Quebec - Québec .....                              | 26   |
| -E-   |  |      |
| Edmonton - Strathcona .....   | Alberta .....                                      | 127  |
| Edmonton East (Est) .....   | Alberta .....                                      | 127  |
| Edmonton North (Nord) .....   | Alberta .....                                      | 127  |
| Edmonton Northwest (Nord-Ouest) .....   | Alberta .....                                      | 127  |
| Edmonton Southeast (Sud-Est) .....  | Alberta .....                                      | 127  |
| Edmonton Southwest (Sud-Ouest) .....  | Alberta .....                                      | 128  |
| Eglinton - Lawrence .....   | Ontario .....                                      | 62   |
| Egmont .....  | Prince Edward Island - Île-du-Prince-Édouard ..... | 2    |
| Elgin .....   | Ontario .....                                      | 62   |
| Elk Island .....  | Alberta .....                                      | 128  |
| Erie .....  | Ontario .....                                      | 67   |
| Esquimalt - Juan de Fuca .....  | British Columbia - Colombie-Britannique .....      | 139  |
| Essex - Kent .....  | Ontario .....                                      | 67   |
| Essex - Windsor .....   | Ontario .....                                      | 67   |
| Etobicoke - Lakeshore .....   | Ontario .....                                      | 67   |
| Etobicoke Centre .....  | Ontario .....                                      | 67   |
| Etobicoke North (Nord) .....  | Ontario .....                                      | 67   |
| -F-   |  |      |
| Fraser Valley East (Est) .....  | British Columbia - Colombie-Britannique .....      | 139  |
| Fraser Valley West (Ouest) .....  | British Columbia - Colombie-Britannique .....      | 139  |
| Fredericton .....   | New Brunswick - Nouveau-Brunswick .....            | 13   |
| Frontenac .....   | Quebec - Québec .....                              | 26   |
| Fundy - Royal .....   | New Brunswick - Nouveau-Brunswick .....            | 14   |
| -G-   |  |      |
| Gander - Grand Falls .....  | Newfoundland - Terre-Neuve .....                   | 1    |
| Gaspé .....   | Quebec - Québec .....                              | 31   |
| Glengarry - Prescott - Russell .....  | Ontario .....                                      | 68   |
| Gloucester .....  | New Brunswick - Nouveau-Brunswick .....            | 14   |
| Guelph - Wellington .....   | Ontario .....                                      | 68   |
| -H-   |  |      |
| Haldimand - Norfolk .....   | Ontario .....                                      | 68   |
| Halifax .....   | Nova Scotia - Nouvelle-Écosse .....                | 8    |
| Halifax West (Ouest) .....  | Nova Scotia - Nouvelle-Écosse .....                | 8    |
| Halton - Peel .....   | Ontario .....                                      | 68   |
| Hamilton - Wentworth .....  | Ontario .....                                      | 68   |
| Hamilton East (Est) .....   | Ontario .....                                      | 68   |
| Hamilton Mountain .....   | Ontario .....                                      | 73   |
| Hamilton West (Ouest) .....   | Ontario .....                                      | 73   |
| Hastings - Frontenac - Lennox and Addington .....                                 | Ontario .....                                      | 73   |
| Hillsborough .....  | Prince Edward Island - Île-du-Prince-Édouard ..... | 7    |
| Hochelega - Maisonneuve .....   | Quebec - Québec .....                              | 31   |
| Hull - Aylmer .....   | Quebec - Québec .....                              | 31   |
| Humber - St. Barbe (Sainte-Barbe) - Baie Verte .....                              | Newfoundland - Terre-Neuve .....                   | 1    |
| Huron - Bruce .....   | Ontario .....                                      | 73   |
| -J-   |  |      |
| Joliette .....  | Quebec - Québec .....                              | 31   |
| Jonquière .....   | Quebec - Québec .....                              | 31   |



**Profiles - Profils**  
**Geographic Index - Index géographique**  
**Federal Electoral Districts - Circonscriptions électorales fédérales**

| Federal Electoral Districts (FED)<br>Circonscriptions électorales fédérales (CÉF) | Corresponding Province<br>Province correspondante       | PAGE |
|---|---|------|
| -K-   |   |      |
| Kamloops .....  | British Columbia - Colombie-Britannique .....           | 139  |
| Kamouraska - Rivière-du-Loup .....  | Quebec - Québec .....                                   | 31   |
| Kenora - Rainy River .....  | Ontario .....   | 73   |
| Kent .....  | Ontario .....   | 73   |
| Kindersley - Lloydminster .....   | Saskatchewan .....                                      | 115  |
| Kingston and the Islands (et les Îles) .....                                      | Ontario .....   | 74   |
| Kitchener .....   | Ontario .....   | 74   |
| Kootenay East (Est) .....   | British Columbia - Colombie-Britannique .....           | 139  |
| Kootenay West (Ouest) - Revelstoke .....  | British Columbia - Colombie-Britannique .....           | 139  |
| -L-   |   |      |
| La Prairie .....  | Quebec - Québec .....                                   | 32   |
| Labrador .....  | Newfoundland - Terre-Neuve .....                        | 2    |
| Lachine - Lac-Saint-Louis .....   | Quebec - Québec .....                                   | 32   |
| Lac-Saint-Jean .....  | Quebec - Québec .....                                   | 32   |
| Lambton - Middlesex .....   | Ontario .....   | 74   |
| Lanark - Carleton .....   | Ontario .....   | 74   |
| Langelier .....   | Quebec - Québec .....                                   | 32   |
| LaSalle - Émard .....   | Quebec - Québec .....                                   | 32   |
| Laurentides .....   | Quebec - Québec .....                                   | 32   |
| Laurier - Sainte-Marie .....  | Quebec - Québec .....                                   | 37   |
| Laval .....   | Quebec - Québec .....                                   | 37   |
| Laval-des-Rapides .....   | Quebec - Québec .....                                   | 37   |
| Leeds - Grenville .....   | Ontario .....   | 74   |
| Lethbridge .....  | Alberta .....   | 128  |
| Lévis .....   | Quebec - Québec .....                                   | 37   |
| Lincoln .....   | Ontario .....   | 74   |
| Lisgar - Marquette .....  | Manitoba .....  | 109  |
| London - Middlesex .....  | Ontario .....   | 79   |
| London East (Est) .....   | Ontario .....   | 79   |
| London West (Ouest) .....   | Ontario .....   | 79   |
| Longueuil .....   | Quebec - Québec .....                                   | 37   |
| Lotbinière .....  | Quebec - Québec .....                                   | 37   |
| Louis-Hébert .....  | Quebec - Québec .....                                   | 38   |
| -M-   |   |      |
| Mackenzie .....   | Saskatchewan .....                                      | 115  |
| Macleod .....   | Alberta .....   | 128  |
| Madawaska - Victoria .....  | New Brunswick - Nouveau-Brunswick .....                 | 14   |
| Malpeque (Malpègue) .....   | Prince Edward Island - Île-du-Prince-Édouard .....      | 7    |
| Manicouagan .....   | Quebec - Québec .....                                   | 38   |
| Markham .....   | Ontario .....   | 79   |
| Matapédia - Matane .....  | Quebec - Québec .....                                   | 38   |
| Medicine Hat .....  | Alberta .....   | 128  |
| Mégantic - Compton - Stanstead .....  | Quebec - Québec .....                                   | 38   |
| Mercier .....   | Quebec - Québec .....                                   | 38   |
| Miramichi .....   | New Brunswick - Nouveau-Brunswick .....                 | 14   |
| Mission - Coquitlam .....   | British Columbia - Colombie-Britannique .....           | 140  |
| Mississauga East (Est) .....  | Ontario .....   | 79   |
| Mississauga South (Sud) .....   | Ontario .....   | 79   |
| Mississauga West (Ouest) .....  | Ontario .....   | 80   |
| Moncton .....   | New Brunswick - Nouveau-Brunswick .....                 | 14   |
| Montmorency - Orléans .....   | Quebec - Québec .....                                   | 38   |
| Mont-Royal (Mount Royal) .....  | Quebec - Québec .....                                   | 43   |
| Moose Jaw - Lake Centre .....   | Saskatchewan .....                                      | 115  |
| -N-   |   |      |
| Nanaimo (Nanaïmo) - Cowichan .....  | British Columbia - Colombie-Britannique .....           | 140  |
| Nepean .....  | Ontario .....   | 80   |
| New Westminster - Burnaby .....   | British Columbia - Colombie-Britannique .....           | 140  |
| Niagara Falls .....   | Ontario .....   | 80   |
| Nickel Belt .....   | Ontario .....   | 80   |
| Nipissing .....   | Ontario .....   | 80   |
| North Island - Powell River .....   | British Columbia - Colombie-Britannique .....           | 140  |
| North Vancouver .....   | British Columbia - Colombie-Britannique .....           | 140  |
| Northumberland .....  | Ontario .....   | 80   |
| Notre-Dame-de-Grâce .....   | Quebec - Québec .....                                   | 43   |
| Nunatsiag .....   | Northwest Territories - Territoires du Nord-Ouest ..... | 152  |

**Profiles - Profils**  
**Geographic Index - Index géographique**  
**Federal Electoral Districts - Circonscriptions électorales fédérales**

| Federal Electoral Districts (FED)<br>Circonscriptions électorales fédérales (CÉF) | Corresponding Province<br>Province correspondante | PAGE |
|---|---|------|
| -O-   |   |      |
| Oakville - Milton .....   | Ontario .....                                     | 85   |
| Okanagan - Shuswap .....  | British Columbia - Colombie-Britannique .....     | 140  |
| Okanagan - Similkameen - Merritt .....  | British Columbia - Colombie-Britannique .....     | 145  |
| Okanagan Centre .....   | British Columbia - Colombie-Britannique .....     | 145  |
| Ontario .....   | Ontario .....                                     | 85   |
| Oshawa .....  | Ontario .....                                     | 85   |
| Ottawa - Vanier .....   | Ontario .....                                     | 85   |
| Ottawa Centre .....   | Ontario .....                                     | 85   |
| Ottawa South (Sud) .....  | Ontario .....                                     | 85   |
| Ottawa West (Ouest) .....   | Ontario .....                                     | 86   |
| Outremont .....   | Quebec - Québec .....                             | 43   |
| Oxford .....  | Ontario .....                                     | 86   |
| -P-   |   |      |
| Papineau - Saint-Michel .....   | Quebec - Québec .....                             | 43   |
| Parkdale - High Park .....  | Ontario .....                                     | 86   |
| Parry Sound - Muskoka .....   | Ontario .....                                     | 86   |
| Peace River .....   | Alberta .....                                     | 128  |
| Perth - Wellington - Waterloo .....   | Ontario .....                                     | 86   |
| Peterborough .....  | Ontario .....                                     | 86   |
| Pierrefonds - Dollard .....   | Quebec - Québec .....                             | 43   |
| Pontiac - Gatineau - Labelle .....  | Quebec - Québec .....                             | 43   |
| Portage - Interlake .....   | Manitoba .....                                    | 109  |
| Port Moody - Coquitlam .....  | British Columbia - Colombie-Britannique .....     | 145  |
| Portneuf .....  | Quebec - Québec .....                             | 44   |
| Prince Albert (Prince-Albert) - Churchill River .....                             | Saskatchewan .....                                | 115  |
| Prince Edward - Hastings .....  | Ontario .....                                     | 91   |
| Prince George - Bulkley Valley .....  | British Columbia - Colombie-Britannique .....     | 145  |
| Prince George - Peace River .....   | British Columbia - Colombie-Britannique .....     | 145  |
| Provencher .....  | Manitoba .....                                    | 109  |
| -Q-   |   |      |
| Québec-Est .....  | Quebec - Québec .....                             | 44   |
| -R-   |   |      |
| Red Deer .....  | Alberta .....                                     | 133  |
| Regina - Lumsden .....  | Saskatchewan .....                                | 115  |
| Regina - Qu'Appelle .....   | Saskatchewan .....                                | 116  |
| Regina - Wascana .....  | Saskatchewan .....                                | 116  |
| Renfrew .....   | Ontario .....                                     | 91   |
| Restigouche .....   | New Brunswick - Nouveau-Brunswick .....           | 14   |
| Richelieu .....   | Quebec - Québec .....                             | 44   |
| Richmond .....  | British Columbia - Colombie-Britannique .....     | 145  |
| Richmond - Wolfe .....  | Quebec - Québec .....                             | 44   |
| Rimouski - Témiscouata .....  | Quebec - Québec .....                             | 44   |
| Roberval .....  | Quebec - Québec .....                             | 44   |
| Rosedale .....  | Ontario .....                                     | 91   |
| Rosemont .....  | Quebec - Québec .....                             | 49   |
| -S-   |   |      |
| Saanich - Gulf Islands (Les îles-du-Golfe) .....                                  | British Columbia - Colombie-Britannique .....     | 146  |
| Saint John .....  | New Brunswick - Nouveau-Brunswick .....           | 19   |
| Saint-Denis .....   | Quebec - Québec .....                             | 49   |
| Saint-Henri - Westmount .....   | Quebec - Québec .....                             | 49   |
| Saint-Hubert .....  | Quebec - Québec .....                             | 49   |
| Saint-Hyacinthe - Bagot .....   | Quebec - Québec .....                             | 49   |
| Saint-Jean .....  | Quebec - Québec .....                             | 49   |
| Saint-Laurent .....   | Quebec - Québec .....                             | 50   |
| Saint-Léonard .....   | Quebec - Québec .....                             | 50   |
| Saint-Maurice .....   | Quebec - Québec .....                             | 50   |
| Sarnia - Lambton .....  | Ontario .....                                     | 91   |
| Saskatoon - Clark's Crossing .....  | Saskatchewan .....                                | 116  |
| Saskatoon - Dundurn .....   | Saskatchewan .....                                | 116  |
| Saskatoon - Humboldt .....  | Saskatchewan .....                                | 116  |
| Sault Ste. Marie .....  | Ontario .....                                     | 91   |
| Scarborough - Agincourt .....   | Ontario .....                                     | 91   |
| Scarborough - Rouge River .....   | Ontario .....                                     | 92   |
| Scarborough Centre .....  | Ontario .....                                     | 92   |
| Scarborough East (Est) .....  | Ontario .....                                     | 92   |
| Scarborough West (Ouest) .....  | Ontario .....                                     | 92   |
| Selkirk .....   | Manitoba .....                                    | 109  |

**Profiles - Profils**  
**Geographic Index - Index géographique**  
**Federal Electoral Districts - Circonscriptions électorales fédérales**

| Federal Electoral Districts (FED)<br>Circonscriptions électorales fédérales (CÉF) | Corresponding Province<br>Province correspondante       | PAGE |
|---|---|------|
| Shefford .....  | Quebec - Québec .....                                   | 50   |
| Sherbrooke .....  | Quebec - Québec .....                                   | 50   |
| Simcoe Centre .....   | Ontario .....   | 92   |
| Simcoe North (Nord) .....   | Ontario .....   | 92   |
| Skeena .....  | British Columbia - Colombie-Britannique .....           | 146  |
| Souris - Moose Mountain .....   | Saskatchewan .....                                      | 116  |
| South Shore .....   | Nova Scotia - Nouvelle-Écosse .....                     | 13   |
| South West Nova .....   | Nova Scotia - Nouvelle-Écosse .....                     | 13   |
| St. Albert (St-Albert) .....  | Alberta .....   | 133  |
| St. Boniface (Saint-Boniface) .....   | Manitoba .....  | 109  |
| St. Catharines .....  | Ontario .....   | 97   |
| St. John's East (Est) .....   | Newfoundland - Terre-Neuve .....                        | 2    |
| St. John's West (Ouest) .....   | Newfoundland - Terre-Neuve .....                        | 2    |
| St. Paul's .....  | Ontario .....   | 97   |
| Stormont - Dundas .....   | Ontario .....   | 97   |
| Sudbury .....   | Ontario .....   | 97   |
| Surrey - White Rock .....   | British Columbia - Colombie-Britannique .....           | 146  |
| Surrey North (Nord) .....   | British Columbia - Colombie-Britannique .....           | 146  |
| Swift Current - Maple Creek - Assiniboia .....                                    | Saskatchewan .....                                      | 121  |
| -T-   |   |      |
| Témiscamingue .....   | Quebec - Québec .....                                   | 50   |
| Terrebonne .....  | Quebec - Québec .....                                   | 55   |
| The Battlefords - Meadow Lake .....   | Saskatchewan .....                                      | 121  |
| Thunder Bay - Atikokan .....  | Ontario .....   | 97   |
| Thunder Bay - Nipigon .....   | Ontario .....   | 97   |
| Timiskaming .....   | Ontario .....   | 98   |
| Timmins - Chapleau .....  | Ontario .....   | 98   |
| Trinity - Spadina .....   | Ontario .....   | 98   |
| Trois-Rivières .....  | Quebec - Québec .....                                   | 55   |
| -V-   |   |      |
| Vancouver Centre .....  | British Columbia - Colombie-Britannique .....           | 146  |
| Vancouver East (Est) .....  | British Columbia - Colombie-Britannique .....           | 146  |
| Vancouver Quadra .....  | British Columbia - Colombie-Britannique .....           | 151  |
| Vancouver South (Sud) .....   | British Columbia - Colombie-Britannique .....           | 151  |
| Vaudreuil .....   | Quebec - Québec .....                                   | 55   |
| Vegreville (Végréville) .....   | Alberta .....   | 133  |
| Verchères .....   | Quebec - Québec .....                                   | 55   |
| Verdun - Saint-Paul .....   | Quebec - Québec .....                                   | 55   |
| Victoria .....  | British Columbia - Colombie-Britannique .....           | 151  |
| Victoria - Haliburton .....   | Ontario .....   | 98   |
| -W-   |   |      |
| Waterloo .....  | Ontario .....   | 98   |
| Welland - St. Catharines - Thorold .....  | Ontario .....   | 98   |
| Wellington - Grey - Dufferin - Simcoe .....                                       | Ontario .....   | 103  |
| Western Arctic .....  | Northwest Territories - Territoires du Nord-Ouest ..... | 152  |
| Wetaskiwin .....  | Alberta .....   | 133  |
| Wild Rose .....   | Alberta .....   | 133  |
| Willowdale .....  | Ontario .....   | 103  |
| Windsor - Lake St. Clair (Lac Sainte-Claire) .....                                | Ontario .....   | 103  |
| Windsor West (Ouest) .....  | Ontario .....   | 103  |
| Winnipeg North (Nord) .....   | Manitoba .....  | 110  |
| Winnipeg North Centre (Nord-Centre) .....   | Manitoba .....  | 110  |
| Winnipeg South (Sud) .....  | Manitoba .....  | 110  |
| Winnipeg South Centre (Sud-Centre) .....  | Manitoba .....  | 110  |
| Winnipeg St. James .....  | Manitoba .....  | 110  |
| Winnipeg Transcona .....  | Manitoba .....  | 110  |
| -Y-   |   |      |
| Yellowhead .....  | Alberta .....   | 133  |
| York - Simcoe .....   | Ontario .....   | 103  |
| York Centre .....   | Ontario .....   | 103  |
| York North (Nord) .....   | Ontario .....   | 104  |
| York South (Sud) - Weston .....   | Ontario .....   | 104  |
| York West (Ouest) .....   | Ontario .....   | 104  |
| Yorkton - Melville .....  | Saskatchewan .....                                      | 121  |
| Yukon .....   | Yukon .....   | 151  |



**TABLE**

-

**TABLEAU**



**Selected Characteristics for Federal Electoral Districts (1987 Representation Order), 1986 Census**

**Certaines caractéristiques des circonscriptions électorales fédérales (Ordonnance de représentation de 1987),  
recensement de 1986**

## Selected Characteristics for Federal Electoral Districts (1987 Representation Order), 1986 Census - 100% data

| No.                               | Characteristics  | CANADA †   | Newfoundland -<br>Terre-Neuve | Bonavista -<br>Trinity -<br>Conception | Burin -<br>St. George's<br>(Saint-<br>Georges) | Gander -<br>Grand Falls | Humber -<br>St. Barbe<br>(Sainte-Barbe)<br>- Baie Verte |
|-----------------------------------|--|------------|-------------------------------|--|--|-------------------------|---|
|                                   |  | PROVINCE   |                               |  |  |                         |   |
| <b>POPULATION CHARACTERISTICS</b> |  |            |                               |  |  |                         |   |
| 1.                                | Total population.....                                    | 25,309,335 | 568,350                       | 89,905                                 | 83,300   | 84,925                  | 80,980  |
| <b>by sex and age</b>             |  |            |                               |  |  |                         |   |
| 2.                                | Male, total.....   | 12,485,650 | 284,365                       | 45,210                                 | 42,105   | 42,770                  | 40,800  |
| 3.                                | 0 - 4 years.....   | 927,780    | 22,035                        | 3,290                                  | 3,315  | 3,200                   | 3,155   |
| 4.                                | 5 - 9 years.....   | 920,105    | 24,460                        | 3,845                                  | 3,795  | 3,650                   | 3,465   |
| 5.                                | 10 - 14 years.....                                       | 916,745    | 28,640                        | 4,550                                  | 4,680  | 4,570                   | 4,170   |
| 6.                                | 15 years.....  | 200,450    | 6,205                         | 910                                    | 1,015  | 1,035                   | 945   |
| 7.                                | 16 years.....  | 199,335    | 6,070                         | 955                                    | 1,020  | 1,000                   | 865   |
| 8.                                | 17 years.....  | 194,885    | 6,080                         | 960                                    | 1,010  | 980                     | 940   |
| 9.                                | 18 years and over.....                                   | 9,126,350  | 190,875                       | 30,685                                 | 27,265   | 28,340                  | 27,270  |
| 10.                               | 18 - 19 years.....                                       | 390,580    | 11,380                        | 1,710                                  | 1,860  | 1,750                   | 1,785   |
| 11.                               | 20 - 24 years.....                                       | 1,131,455  | 25,505                        | 3,530                                  | 3,580  | 3,515                   | 3,665   |
| 12.                               | 25 - 29 years.....                                       | 1,164,985  | 23,485                        | 3,375                                  | 3,295  | 3,335                   | 3,330   |
| 13.                               | 30 - 34 years.....                                       | 1,083,765  | 23,420                        | 3,420                                  | 3,455  | 3,330                   | 3,325   |
| 14.                               | 35 - 39 years.....                                       | 1,011,055  | 22,070                        | 3,385                                  | 3,270  | 3,205                   | 3,080   |
| 15.                               | 40 - 44 years.....                                       | 810,935    | 16,865                        | 2,660                                  | 2,345  | 2,525                   | 2,300   |
| 16.                               | 45 - 49 years.....                                       | 659,970    | 13,020                        | 1,935                                  | 1,760  | 2,010                   | 1,985   |
| 17.                               | 50 - 54 years.....                                       | 616,195    | 11,760                        | 1,820                                  | 1,640  | 1,935                   | 1,830   |
| 18.                               | 55 - 59 years.....                                       | 593,605    | 10,770                        | 1,845                                  | 1,555  | 1,660                   | 1,655   |
| 19.                               | 60 - 64 years.....                                       | 530,460    | 9,855                         | 1,905                                  | 1,330  | 1,575                   | 1,370   |
| 20.                               | 65 - 74 years.....                                       | 738,875    | 15,235                        | 3,405                                  | 2,100  | 2,285                   | 1,980   |
| 21.                               | 75 - 84 years.....                                       | 325,260    | 6,180                         | 1,410                                  | 870  | 1,015                   | 770   |
| 22.                               | 85 years and over.....                                   | 69,195     | 1,325                         | 290                                    | 205  | 200                     | 185   |
| 23.                               | Female, total.....                                       | 12,823,680 | 283,985                       | 44,695                                 | 41,200   | 42,160                  | 40,185  |
| 24.                               | 0 - 4 years.....   | 882,415    | 21,260                        | 3,185                                  | 3,235  | 3,010                   | 3,070   |
| 25.                               | 5 - 9 years.....   | 874,865    | 23,555                        | 3,630                                  | 3,730  | 3,500                   | 3,395   |
| 26.                               | 10 - 14 years.....                                       | 870,050    | 26,875                        | 4,205                                  | 4,295  | 4,370                   | 3,940   |
| 27.                               | 15 years.....  | 190,615    | 5,915                         | 940                                    | 950  | 920                     | 870   |
| 28.                               | 16 years.....  | 188,090    | 5,665                         | 925                                    | 960  | 890                     | 870   |
| 29.                               | 17 years.....  | 184,300    | 5,715                         | 875                                    | 1,005  | 925                     | 860   |
| 30.                               | 18 years and over.....                                   | 9,633,350  | 194,995                       | 30,945                                 | 27,025   | 28,535                  | 27,180  |
| 31.                               | 18 - 19 years.....                                       | 376,605    | 11,225                        | 1,670                                  | 1,755  | 1,690                   | 1,725   |
| 32.                               | 20 - 24 years.....                                       | 1,121,890  | 25,630                        | 3,455                                  | 3,655  | 3,460                   | 3,625   |
| 33.                               | 25 - 29 years.....                                       | 1,176,520  | 24,560                        | 3,470                                  | 3,425  | 3,450                   | 3,500   |
| 34.                               | 30 - 34 years.....                                       | 1,101,875  | 24,110                        | 3,560                                  | 3,390  | 3,500                   | 3,375   |
| 35.                               | 35 - 39 years.....                                       | 1,015,120  | 21,785                        | 3,285                                  | 3,095  | 3,200                   | 3,075   |
| 36.                               | 40 - 44 years.....                                       | 803,785    | 16,525                        | 2,520                                  | 2,220  | 2,475                   | 2,345   |
| 37.                               | 45 - 49 years.....                                       | 655,915    | 12,560                        | 1,920                                  | 1,810  | 2,030                   | 1,780   |
| 38.                               | 50 - 54 years.....                                       | 613,140    | 11,050                        | 1,800                                  | 1,485  | 1,700                   | 1,685   |
| 39.                               | 55 - 59 years.....                                       | 609,590    | 10,595                        | 1,825                                  | 1,425  | 1,610                   | 1,540   |
| 40.                               | 60 - 64 years.....                                       | 594,665    | 9,740                         | 1,895                                  | 1,410  | 1,515                   | 1,295   |
| 41.                               | 65 - 74 years.....                                       | 911,215    | 16,655                        | 3,475                                  | 2,090  | 2,385                   | 2,030   |
| 42.                               | 75 - 84 years.....                                       | 494,465    | 8,030                         | 1,595                                  | 980  | 1,160                   | 945   |
| 43.                               | 85 years and over.....                                   | 158,565    | 2,525                         | 475                                    | 295  | 365                     | 260   |
| <b>by marital status</b>          |  |            |                               |  |  |                         |   |
| 44.                               | Single (never married), total.....                       | 10,817,250 | 273,880                       | 40,135                                 | 41,410   | 39,715                  | 39,240  |
| 45.                               | Single (never married), 15 years of age<br>and over..... | 5,425,285  | 127,050                       | 17,425                                 | 18,370   | 17,415                  | 18,055  |
| 46.                               | Married.....   | 12,033,665 | 257,965                       | 43,765                                 | 36,960   | 40,490                  | 37,200  |
| 47.                               | Separated.....   | 517,530    | 6,005                         | 710                                    | 705  | 730                     | 675   |
| 48.                               | Widowed.....   | 1,250,395  | 24,310                        | 4,570                                  | 3,475  | 3,330                   | 3,040   |
| 49.                               | Divorced.....  | 690,490    | 6,200                         | 725                                    | 755  | 665                     | 835   |
| <b>by mother tongue</b>           |  |            |                               |  |  |                         |   |
| 50.                               | Single responses.....                                    | 24,354,390 | 566,125                       | 89,810                                 | 82,755   | 84,775                  | 80,830  |
| 51.                               | English.....   | 15,334,085 | 560,360                       | 89,655                                 | 81,940   | 84,425                  | 80,525  |
| 52.                               | French.....  | 6,159,740  | 2,000                         | 55                                     | 690  | 165                     | 105   |
| 53.                               | Non-official languages.....                              | 2,860,565  | 3,765                         | 95                                     | 130  | 190                     | 200   |
| 54.                               | Italian.....   | 455,820    | 65                            | -                                      | 5  | -                       | -   |
| 55.                               | German.....  | 438,680    | 375                           | 15                                     | 25   | 35                      | 35  |
| 56.                               | Chinese.....   | 266,555    | 515                           | 30                                     | 50   | 55                      | 45  |
| 57.                               | Ukrainian.....   | 208,410    | 25                            | 5                                      | -  | -                       | 5   |
| 58.                               | Portuguese.....  | 153,990    | 165                           | 5                                      | -  | -                       | -   |
| 59.                               | Other languages.....                                     | 1,337,110  | 2,625                         | 45                                     | 50   | 100                     | 110   |
| 60.                               | Multiple responses.....                                  | 954,940    | 2,220                         | 100                                    | 545  | 150                     | 155   |



**Certaines caractéristiques des circonscriptions électorales fédérales (Ordonnance de représentation de 1987),  
recensement de 1986 - données intégrales**

| Labrador | St. John's<br>East (Est) | St. John's<br>West (Ouest) | Prince Edward<br>Island - Île-<br>du-Prince-<br>Édouard | Cardigan | Egmont | Caractéristiques  | N°  |
|----------|--------------------------|----------------------------|---|----------|--------|---|-----|
|          |                          |                            |   |          |        | PROVINCE  |     |
|          |                          |                            |   |          |        | <b>CARACTÉRISTIQUES DE LA POPULATION</b>                |     |
| 28,740   | 106,295                  | 94,195                     | 126,645   | 29,795   | 34,625 | Population totale.....                                  | 1.  |
|          |                          |                            |   |          |        | <b>selon le sexe et l'âge</b>                           |     |
| 14,790   | 52,200                   | 46,495                     | 62,900  | 15,345   | 17,330 | Hommes, total.....                                      | 2.  |
| 1,360    | 3,875                    | 3,845                      | 4,940   | 1,245    | 1,455  | 0 - 4 ans.....  | 3.  |
| 1,475    | 4,105                    | 4,125                      | 5,025   | 1,340    | 1,420  | 5 - 9 ans.....  | 4.  |
| 1,725    | 4,530                    | 4,415                      | 5,205   | 1,320    | 1,475  | 10 - 14 ans.....  | 5.  |
| 385      | 1,025                    | 890                        | 1,150   | 285      | 340    | 15 ans.....   | 6.  |
| 335      | 985                      | 905                        | 1,140   | 285      | 315    | 16 ans.....   | 7.  |
| 355      | 940                      | 900                        | 1,130   | 265      | 335    | 17 ans.....   | 8.  |
| 9,145    | 36,745                   | 31,420                     | 44,310  | 10,605   | 11,990 | 18 ans et plus.....                                     | 9.  |
| 610      | 1,930                    | 1,735                      | 2,140   | 525      | 605    | 18 - 19 ans.....  | 10. |
| 1,320    | 5,490                    | 4,405                      | 5,760   | 1,380    | 1,605  | 20 - 24 ans.....  | 11. |
| 1,205    | 4,670                    | 4,280                      | 5,175   | 1,155    | 1,525  | 25 - 29 ans.....  | 12. |
| 1,370    | 4,355                    | 4,165                      | 4,885   | 1,140    | 1,375  | 30 - 34 ans.....  | 13. |
| 1,310    | 3,990                    | 3,825                      | 4,800   | 1,185    | 1,280  | 35 - 39 ans.....  | 14. |
| 935      | 3,225                    | 2,870                      | 3,640   | 880      | 960    | 40 - 44 ans.....  | 15. |
| 730      | 2,545                    | 2,050                      | 3,050   | 695      | 815    | 45 - 49 ans.....  | 16. |
| 575      | 2,275                    | 1,685                      | 2,815   | 640      | 735    | 50 - 54 ans.....  | 17. |
| 430      | 2,095                    | 1,525                      | 2,615   | 660      | 655    | 55 - 59 ans.....  | 18. |
| 270      | 1,935                    | 1,465                      | 2,480   | 630      | 595    | 60 - 64 ans.....  | 19. |
| 270      | 2,865                    | 2,325                      | 4,180   | 1,085    | 1,080  | 65 - 74 ans.....  | 20. |
| 95       | 1,100                    | 930                        | 2,115   | 505      | 585    | 75 - 84 ans.....  | 21. |
| 20       | 260                      | 165                        | 630   | 145      | 175    | 85 ans et plus.....                                     | 22. |
| 13,950   | 54,095                   | 47,695                     | 63,745  | 14,445   | 17,295 | Femmes, total.....                                      | 23. |
| 1,310    | 3,795                    | 3,660                      | 4,675   | 1,190    | 1,360  | 0 - 4 ans.....  | 24. |
| 1,430    | 3,845                    | 4,025                      | 4,740   | 1,215    | 1,280  | 5 - 9 ans.....  | 25. |
| 1,665    | 4,295                    | 4,110                      | 4,785   | 1,160    | 1,395  | 10 - 14 ans.....  | 26. |
| 360      | 945                      | 930                        | 1,030   | 250      | 300    | 15 ans.....   | 27. |
| 300      | 900                      | 815                        | 1,055   | 260      | 285    | 16 ans.....   | 28. |
| 290      | 935                      | 820                        | 1,055   | 245      | 330    | 17 ans.....   | 29. |
| 8,600    | 39,380                   | 33,325                     | 46,415  | 10,115   | 12,345 | 18 ans et plus.....                                     | 30. |
| 635      | 2,005                    | 1,745                      | 2,140   | 510      | 605    | 18 - 19 ans.....  | 31. |
| 1,305    | 5,405                    | 4,730                      | 5,595   | 1,195    | 1,560  | 20 - 24 ans.....  | 32. |
| 1,315    | 4,925                    | 4,480                      | 5,320   | 1,135    | 1,495  | 25 - 29 ans.....  | 33. |
| 1,420    | 4,505                    | 4,370                      | 4,905   | 1,075    | 1,290  | 30 - 34 ans.....  | 34. |
| 1,235    | 4,110                    | 3,780                      | 4,825   | 1,100    | 1,260  | 35 - 39 ans.....  | 35. |
| 860      | 3,315                    | 2,780                      | 3,470   | 770      | 890    | 40 - 44 ans.....  | 36. |
| 570      | 2,520                    | 1,935                      | 2,955   | 665      | 770    | 45 - 49 ans.....  | 37. |
| 385      | 2,310                    | 1,690                      | 2,780   | 610      | 760    | 50 - 54 ans.....  | 38. |
| 325      | 2,205                    | 1,665                      | 2,595   | 565      | 650    | 55 - 59 ans.....  | 39. |
| 190      | 2,000                    | 1,440                      | 2,675   | 605      | 680    | 60 - 64 ans.....  | 40. |
| 235      | 3,575                    | 2,865                      | 5,010   | 1,095    | 1,295  | 65 - 74 ans.....  | 41. |
| 95       | 1,840                    | 1,420                      | 2,900   | 565      | 775    | 75 - 84 ans.....  | 42. |
| 30       | 665                      | 430                        | 1,240   | 235      | 320    | 85 ans et plus.....                                     | 43. |
| 15,250   | 51,675                   | 46,455                     | 57,925  | 13,995   | 15,690 | <b>selon l'état matrimonial</b>                         |     |
| 6,290    | 27,230                   | 22,275                     | 28,550  | 6,520    | 7,305  | Célibataires (jamais marié(e)s), total.....             | 44. |
| 12,405   | 45,985                   | 41,155                     | 57,480  | 13,505   | 16,195 | Célibataires (jamais marié(e)s), 15<br>ans et plus..... | 45. |
| 295      | 1,635                    | 1,255                      | 2,180   | 405      | 515    | Marié(e)s.....  | 46. |
| 530      | 5,270                    | 4,095                      | 6,970   | 1,495    | 1,800  | Séparé(e)s.....   | 47. |
| 260      | 1,735                    | 1,235                      | 2,090   | 390      | 430    | Veufs (ves).....  | 48. |
|          |                          |                            |   |          |        | Divorcé(e)s.....  | 49. |
| 28,135   | 105,855                  | 93,975                     | 124,990   | 29,600   | 33,775 | <b>selon la langue maternelle</b>                       |     |
| 25,970   | 104,475                  | 93,375                     | 118,490   | 29,030   | 29,650 | Réponses uniques.....                                   | 50. |
| 560      | 280                      | 145                        | 5,155   | 200      | 3,945  | Anglais.....  | 51. |
| 1,605    | 1,100                    | 450                        | 1,345   | 370      | 180    | Français.....   | 52. |
| 15       | 30                       | 15                         | 20  | 5        | 5      | Langues non officielles.....                            | 53. |
| 25       | 160                      | 75                         | 190   | 65       | 35     | Italien.....  | 54. |
| 5        | 215                      | 110                        | 75  | 5        | 15     | Allemand.....   | 55. |
| 5        | 5                        | 5                          | 30  | 5        | 10     | Chinois.....  | 56. |
| 75       | 45                       | 40                         | 40  | 30       | 5      | Ukrainien.....  | 57. |
| 1,475    | 640                      | 205                        | 985   | 260      | 110    | Portugais.....  | 58. |
| 605      | 445                      | 220                        | 1,655   | 195      | 850    | Autres langues.....                                     | 59. |
|          |                          |                            |   |          |        | Réponses multiples.....                                 | 60. |

## Selected Characteristics for Federal Electoral Districts (1987 Representation Order), 1986 Census - 100% data

| No.  | Characteristics  | CANADA †   | Newfoundland -<br>Terre-Neuve | Bonavista -<br>Trinity -<br>Conception | Burin -<br>St. George's<br>(Saint-<br>Georges) | Gander -<br>Grand Falls | Humber -<br>St. Barbe<br>(Sainte-Barbe)<br>- Baie Verte |
|--|--|------------|-------------------------------|--|--|-------------------------|---|
|  |  |            | PROVINCE                      |  |  |                         |   |
| <b>DWELLING CHARACTERISTICS</b>              |  |            |                               |  |  |                         |   |
| 1.   | Total number of occupied private dwellings.....            | 8,991,670  | 159,080                       | 25,515                                 | 22,365   | 23,765                  | 21,900  |
| by tenure                                    |  |            |                               |  |  |                         |   |
| 2.   | Owned.....   | 5,580,875  | 127,355                       | 23,245                                 | 19,010   | 19,905                  | 18,295  |
| 3.   | Rented.....  | 3,368,485  | 31,725                        | 2,265                                  | 3,355  | 3,860                   | 3,605   |
| 4.   | On reserve(1).....   | 42,310     | -                             | -                                      | -  | -                       | -   |
| by type of dwelling                          |  |            |                               |  |  |                         |   |
| 5.   | Single-detached house.....                                 | 5,171,800  | 122,895                       | 23,840                                 | 19,570   | 19,695                  | 18,485  |
| 6.   | Apartment, 5 or more storeys.....                          | 803,345    | 720                           | -                                      | 115  | -                       | 5   |
| 7.   | Movable dwelling.....                                      | 116,430    | 1,760                         | 245                                    | 275  | 265                     | 360   |
| 8.   | All other types(2).....                                    | 2,900,100  | 33,705                        | 1,430                                  | 2,410  | 3,810                   | 3,050   |
| <b>HOUSEHOLD CHARACTERISTICS</b>             |  |            |                               |  |  |                         |   |
| Private Households                           |  |            |                               |  |  |                         |   |
| 9.   | Total number of private households.....                    | 8,991,670  | 159,080                       | 25,515                                 | 22,365   | 23,765                  | 21,900  |
| by size of household                         |  |            |                               |  |  |                         |   |
| 10.  | 1 person.....  | 1,934,710  | 16,220                        | 2,500                                  | 2,045  | 2,095                   | 1,810   |
| 11.  | 2 persons.....   | 2,701,175  | 33,430                        | 5,750                                  | 4,215  | 5,085                   | 4,180   |
| 12.  | 3 persons.....   | 1,599,320  | 30,580                        | 4,815                                  | 4,195  | 4,795                   | 4,325   |
| 13.  | 4 - 5 persons.....   | 2,409,805  | 61,915                        | 9,895                                  | 8,955  | 9,370                   | 8,965   |
| 14.  | 6 - 9 persons.....   | 336,900    | 16,255                        | 2,465                                  | 2,815  | 2,325                   | 2,500   |
| 15.  | 10 or more persons.....                                    | 9,760      | 690                           | 85                                     | 135  | 90                      | 125   |
| by number of families                        |  |            |                               |  |  |                         |   |
| 16.  | Non-family household.....                                  | 2,356,675  | 21,450                        | 3,030                                  | 2,555  | 2,530                   | 2,295   |
| 17.  | 1 census family.....                                       | 6,537,880  | 133,240                       | 21,380                                 | 19,220   | 20,675                  | 18,895  |
| 18.  | 2 or more census families.....                             | 97,115     | 4,390                         | 1,105                                  | 590  | 555                     | 715   |
| Persons in Private Households                |  |            |                               |  |  |                         |   |
| 19.  | Total.....   | 24,773,110 | 559,790                       | 88,870                                 | 82,535   | 83,720                  | 80,215  |
| 20.  | Average number of persons per household.....               | 2.8        | 3.5                           | 3.5                                    | 3.7  | 3.5                     | 3.7   |
| <b>CENSUS FAMILY CHARACTERISTICS</b>         |  |            |                               |  |  |                         |   |
| Census Families                              |  |            |                               |  |  |                         |   |
| 21.  | Total number of census families in private households..... | 6,734,980  | 142,120                       | 23,620                                 | 20,410   | 21,800                  | 20,340  |
| by size of family                            |  |            |                               |  |  |                         |   |
| 22.  | 2 persons.....   | 2,690,575  | 38,640                        | 7,170                                  | 5,035  | 5,930                   | 5,155   |
| 23.  | 3 persons.....   | 1,536,710  | 32,330                        | 5,440                                  | 4,610  | 5,085                   | 4,775   |
| 24.  | 4 persons.....   | 1,644,205  | 39,690                        | 6,290                                  | 5,620  | 6,135                   | 5,895   |
| 25.  | 5 or more persons.....                                     | 863,485    | 31,470                        | 4,720                                  | 5,150  | 4,650                   | 4,520   |
| by family structure and presence of children |  |            |                               |  |  |                         |   |
| 26.  | Number of husband-wife families.....                       | 5,881,335  | 126,295                       | 21,490                                 | 18,120   | 19,840                  | 18,240  |
| 27.  | With no children at home.....                              | 2,201,550  | 30,685                        | 6,075                                  | 3,915  | 4,905                   | 4,070   |
| 28.  | With children at home.....                                 | 3,679,785  | 95,610                        | 15,420                                 | 14,200   | 14,930                  | 14,175  |
| 29.  | 1 child at home.....                                       | 1,280,610  | 27,770                        | 4,810                                  | 3,965  | 4,520                   | 4,190   |
| 30.  | 2 children at home.....                                    | 1,564,685  | 37,615                        | 6,030                                  | 5,305  | 5,900                   | 5,625   |
| 31.  | 3 or more children at home.....                            | 834,490    | 30,230                        | 4,580                                  | 4,930  | 4,505                   | 4,355   |
| 32.  | Number of lone-parent families.....                        | 853,640    | 15,825                        | 2,130                                  | 2,295  | 1,965                   | 2,095   |
| 33.  | Male parent.....   | 151,745    | 3,190                         | 505                                    | 485  | 455                     | 450   |
| 34.  | 1 child at home.....                                       | 91,020     | 1,660                         | 275                                    | 230  | 235                     | 235   |
| 35.  | 2 children at home.....                                    | 42,155     | 835                           | 135                                    | 130  | 110                     | 125   |
| 36.  | 3 or more children at home.....                            | 18,560     | 695                           | 95                                     | 120  | 105                     | 95  |
| 37.  | Female parent.....   | 701,905    | 12,635                        | 1,625                                  | 1,810  | 1,510                   | 1,645   |
| 38.  | 1 child at home.....                                       | 398,000    | 6,295                         | 815                                    | 885  | 785                     | 850   |
| 39.  | 2 children at home.....                                    | 213,945    | 3,730                         | 495                                    | 510  | 455                     | 460   |
| 40.  | 3 or more children at home.....                            | 89,955     | 2,615                         | 305                                    | 420  | 270                     | 340   |

**Certaines caractéristiques des circonscriptions électorales fédérales (Ordonnance de représentation de 1987),  
recensement de 1986 - données intégrales**

| Labrador | St. John's<br>East (Est) | St. John's<br>West (Ouest) | Prince Edward<br>Island - Île-<br>du-Prince-<br>Édouard | Cardigan | Egmont | Caractéristiques  | N°  |
|----------|--------------------------|----------------------------|---|----------|--------|---|-----|
| PROVINCE |                          |                            |   |          |        |   |     |
|          |                          |                            |   |          |        | <b>CARACTÉRISTIQUES DU LOGEMENT</b>                                     |     |
| 7,410    | 31,185                   | 26,945                     | 40,695  | 9,145    | 10,735 | Nombre total de logements privés occupés.....                           | 1.  |
|          |                          |                            |   |          |        | <b>selon le mode d'occupation</b>                                       |     |
| 4,985    | 22,835                   | 19,075                     | 30,120  | 7,800    | 8,035  | Possédé.....  | 2.  |
| 2,420    | 8,355                    | 7,865                      | 10,470  | 1,315    | 2,640  | Loué.....   | 3.  |
| -        | -                        | -                          | 100   | 30       | 60     | Dans une réserve (1).....   | 4.  |
|          |                          |                            |   |          |        | <b>selon le type de logement</b>  |     |
| 4,995    | 20,175                   | 16,135                     | 30,100  | 8,170    | 8,165  | Maison individuelle non attenante.....                                  | 5.  |
| 40       | 225                      | 340                        | 40  | 5        | -      | Appartement, 5 étages ou plus.....                                      | 6.  |
| 105      | 355                      | 155                        | 1,575   | 315      | 500    | Logement mobile.....  | 7.  |
| 2,265    | 10,435                   | 10,315                     | 8,980   | 660      | 2,070  | Tous autres types (2).....  | 8.  |
|          |                          |                            |   |          |        | <b>CARACTÉRISTIQUES DU MÉNAGE</b>                                       |     |
|          |                          |                            |   |          |        | <b>Ménages privés</b>   |     |
| 7,405    | 31,185                   | 26,945                     | 40,695  | 9,145    | 10,735 | Nombre total de ménages privés.....                                     | 9.  |
|          |                          |                            |   |          |        | <b>selon la taille du ménage</b>  |     |
| 680      | 4,050                    | 3,040                      | 7,165   | 1,440    | 1,615  | 1 personne.....   | 10. |
| 1,120    | 7,260                    | 5,815                      | 11,045  | 2,300    | 2,850  | 2 personnes.....  | 11. |
| 1,295    | 5,925                    | 5,225                      | 7,335   | 1,675    | 1,930  | 3 personnes.....  | 12. |
| 3,295    | 11,180                   | 10,250                     | 12,420  | 2,910    | 3,555  | 4 - 5 personnes.....  | 13. |
| 935      | 2,690                    | 2,520                      | 2,670   | 795      | 765    | 6 - 9 personnes.....  | 14. |
| 85       | 80                       | 90                         | 55  | 25       | 15     | 10 personnes ou plus.....   | 15. |
|          |                          |                            |   |          |        | <b>selon le nombre de familles</b>                                      |     |
| 870      | 5,855                    | 4,325                      | 9,085   | 1,820    | 1,980  | Ménage non familial.....  | 16. |
| 6,355    | 24,660                   | 22,060                     | 31,160  | 7,210    | 8,620  | 1 famille de recensement.....   | 17. |
| 185      | 680                      | 560                        | 450   | 115      | 140    | 2 familles de recensement ou plus.....                                  | 18. |
|          |                          |                            |   |          |        | <b>Personnes dans les ménages privés</b>                                |     |
| 28,400   | 103,445                  | 92,615                     | 123,325   | 29,295   | 33,740 | Total.....  | 19. |
| 3.8      | 3.3                      | 3.4                        | 3.0   | 3.2      | 3.1    | Nombre moyen de personnes par ménage.....                               | 20. |
|          |                          |                            |   |          |        | <b>CARACTÉRISTIQUES DE LA FAMILLE DE<br/>RECENSEMENT</b>                |     |
|          |                          |                            |   |          |        | <b>Familles de recensement</b>  |     |
| 6,730    | 26,025                   | 23,190                     | 32,070  | 7,435    | 8,895  | Nombre total de familles de recensement dans<br>les ménages privés..... | 21. |
|          |                          |                            |   |          |        | <b>selon la taille de la famille</b>                                    |     |
| 1,320    | 7,740                    | 6,290                      | 11,250  | 2,400    | 3,005  | 2 personnes.....  | 22. |
| 1,395    | 5,800                    | 5,220                      | 6,975   | 1,630    | 1,905  | 3 personnes.....  | 23. |
| 2,165    | 7,080                    | 6,500                      | 7,725   | 1,720    | 2,240  | 4 personnes.....  | 24. |
| 1,855    | 5,395                    | 5,175                      | 6,120   | 1,680    | 1,745  | 5 personnes ou plus.....  | 25. |
|          |                          |                            |   |          |        | <b>selon la structure de la famille et la<br/>présence d'enfants</b>    |     |
| 6,040    | 22,405                   | 20,165                     | 28,030  | 6,580    | 7,905  | Nombre de familles époux-épouse.....                                    | 26. |
| 985      | 5,910                    | 4,825                      | 8,950   | 1,940    | 2,480  | Sans enfants à la maison.....   | 27. |
| 5,055    | 16,495                   | 15,340                     | 19,075  | 4,645    | 5,430  | Avec enfants à la maison.....   | 28. |
| 1,220    | 4,760                    | 4,305                      | 5,860   | 1,375    | 1,620  | 1 enfant à la maison.....   | 29. |
| 2,065    | 6,600                    | 6,095                      | 7,300   | 1,635    | 2,135  | 2 enfants à la maison.....  | 30. |
| 1,775    | 5,135                    | 4,940                      | 5,915   | 1,640    | 1,675  | 3 enfants ou plus à la maison.....                                      | 31. |
| 690      | 3,620                    | 3,030                      | 4,040   | 855      | 985    | Nombre de familles monoparentales.....                                  | 32. |
| 200      | 600                      | 500                        | 735   | 210      | 185    | Parent de sexe masculin.....  | 33. |
| 105      | 315                      | 255                        | 440   | 115      | 110    | 1 enfant à la maison.....   | 34. |
| 45       | 150                      | 135                        | 180   | 55       | 40     | 2 enfants à la maison.....  | 35. |
| 45       | 130                      | 105                        | 120   | 35       | 30     | 3 enfants ou plus à la maison.....                                      | 36. |
| 490      | 3,020                    | 2,530                      | 3,310   | 650      | 805    | Parent de sexe féminin.....   | 37. |
| 235      | 1,515                    | 1,210                      | 1,860   | 340      | 420    | 1 enfant à la maison.....   | 38. |
| 125      | 895                      | 785                        | 940   | 200      | 245    | 2 enfants à la maison.....  | 39. |
| 130      | 610                      | 540                        | 505   | 100      | 135    | 3 enfants ou plus à la maison.....                                      | 40. |

## Selected Characteristics for Federal Electoral Districts (1987 Representation Order), 1986 Census - 100% data

| No. | Characteristics   | CANADA †   | Newfoundland -<br>Terre-Neuve | Bonavista -<br>Trinity -<br>Conception | Burin -<br>St. George's<br>(Saint-<br>Georges) | Gender -<br>Grand Falls | Humber -<br>St. Barbe<br>(Sainte-Barbe)<br>- Baie Verte |
|-----|---|------------|-------------------------------|--|--|-------------------------|---|
|     |   |            | PROVINCE                      |  |  |                         |   |
|     | <b>CENSUS FAMILY CHARACTERISTICS<br/>(concluded)</b>            |            |                               |  |  |                         |   |
|     | <b>Children in Census Families</b>                              |            |                               |  |  |                         |   |
| 1.  | Total number of children at home.....                           | 8,578,340  | 239,330                       | 36,420                                 | 37,030   | 35,885                  | 34,830  |
|     | <b>by age</b>   |            |                               |  |  |                         |   |
| 2.  | Under 6 years of age.....                                       | 2,108,605  | 48,475                        | 7,430                                  | 7,265  | 6,940                   | 6,630   |
| 3.  | 6 - 14 years.....   | 3,140,960  | 91,265                        | 14,360                                 | 14,480   | 14,290                  | 13,120  |
| 4.  | 15 - 17 years.....  | 1,083,265  | 33,755                        | 5,280                                  | 5,635  | 5,455                   | 5,025   |
| 5.  | 18 - 24 years.....  | 1,686,710  | 49,160                        | 6,885                                  | 7,370  | 7,070                   | 7,520   |
| 6.  | 25 years and over.....  | 558,805    | 16,675                        | 2,470                                  | 2,275  | 2,120                   | 2,530   |
| 7.  | Average number of children per census family(3).....            | 1.3        | 1.7                           | 1.5                                    | 1.8  | 1.6                     | 1.7   |
|     | <b>Persons in Private Households</b>                            |            |                               |  |  |                         |   |
|     | <b>by census family status and living<br/>arrangements</b>      |            |                               |  |  |                         |   |
| 8.  | Total number of persons.....                                    | 24,773,110 | 559,795                       | 88,870                                 | 82,535   | 83,720                  | 80,215  |
| 9.  | Number of non-family persons.....                               | 3,578,460  | 52,045                        | 7,340                                  | 6,970  | 6,190                   | 6,805   |
| 10. | Living with relatives (4).....                                  | 826,205    | 25,330                        | 4,030                                  | 3,890  | 3,160                   | 3,850   |
| 11. | Living with non-relatives only.....                             | 817,540    | 10,500                        | 805                                    | 1,035  | 935                     | 1,140   |
| 12. | Living alone.....   | 1,934,705  | 16,220                        | 2,505                                  | 2,045  | 2,095                   | 1,810   |
| 13. | Number of family persons.....                                   | 21,194,650 | 507,745                       | 81,535                                 | 75,560   | 77,525                  | 73,415  |
| 14. | Average number of persons per census family.....                | 3.1        | 3.6                           | 3.5                                    | 3.7  | 3.6                     | 3.6   |
| 15. | Total number of persons 65 years and over.....                  | 2,456,695  | 46,445                        | 10,145                                 | 6,295  | 6,870                   | 5,860   |
| 16. | Number of non-family persons 65 years and<br>over.....          | 968,030    | 16,050                        | 3,290                                  | 2,185  | 2,065                   | 1,905   |
| 17. | Living with relatives (4).....                                  | 229,730    | 7,810                         | 1,655                                  | 1,095  | 945                     | 1,010   |
| 18. | Living with non-relatives only.....                             | 58,135     | 920                           | 115                                    | 130  | 120                     | 125   |
| 19. | Living alone.....   | 680,170    | 7,325                         | 1,515                                  | 955  | 995                     | 770   |
| 20. | Number of family persons 65 years and over..                    | 1,488,665  | 30,390                        | 6,855                                  | 4,115  | 4,810                   | 3,955   |
|     | <b>ECONOMIC FAMILY CHARACTERISTICS</b>                          |            |                               |  |  |                         |   |
|     | <b>Economic Families</b>  |            |                               |  |  |                         |   |
| 21. | Total number of economic families in private<br>households..... | 6,812,255  | 140,565                       | 22,900                                 | 20,165   | 21,495                  | 19,925  |
|     | <b>by size of family</b>  |            |                               |  |  |                         |   |
| 22. | 2 persons.....  | 2,590,460  | 32,980                        | 5,760                                  | 4,215  | 5,065                   | 4,195   |
| 23. | 3 persons.....  | 1,546,450  | 30,040                        | 4,830                                  | 4,210  | 4,770                   | 4,310   |
| 24. | 4 persons.....  | 1,654,410  | 38,935                        | 6,140                                  | 5,475  | 6,070                   | 5,740   |
| 25. | 5 or more persons.....  | 1,020,940  | 38,615                        | 6,170                                  | 6,265  | 5,595                   | 5,680   |
|     | <b>Persons in Private Households</b>                            |            |                               |  |  |                         |   |
| 26. | Total.....  | 24,773,110 | 559,795                       | 88,870                                 | 82,530   | 83,715                  | 80,215  |
| 27. | Number of unattached individuals.....                           | 2,752,250  | 26,720                        | 3,305                                  | 3,080  | 3,035                   | 2,950   |
| 28. | Number of economic family persons.....                          | 22,020,860 | 533,070                       | 85,565                                 | 79,450   | 80,685                  | 77,265  |
| 29. | Average number of persons per economic family...                | 3.2        | 3.8                           | 3.7                                    | 3.9  | 3.8                     | 3.9   |

**Certaines caractéristiques des circonscriptions électorales fédérales (Ordonnance de représentation de 1987),  
recensement de 1986 - données intégrales**

| Labrador | St. John's<br>East (Est) | St. John's<br>West (Ouest) | Prince Edward<br>Island - Île-<br>du-Prince-<br>Édouard | Cardigan | Egmont | Caractéristiques   | N°  |
|----------|--------------------------|----------------------------|---|----------|--------|--|-----|
|          |                          |                            | PROVINCE  |          |        |  |     |
|          |                          |                            |   |          |        | <b>CARACTÉRISTIQUES DE LA FAMILLE DE<br/>RECENSEMENT<br/>(fin)</b>                               |     |
|          |                          |                            |   |          |        | <b>Enfants dans les familles de recensement</b>  |     |
| 13,170   | 42,460                   | 39,535                     | 47,840  | 12,005   | 13,470 | Nombre total d'enfants à la maison.....  | 1.  |
|          |                          |                            |   |          |        | <b>selon l'âge</b>   |     |
| 2,880    | 8,760                    | 8,575                      | 10,945  | 2,795    | 3,150  | Moins de 6 ans.....  | 2.  |
| 5,480    | 14,755                   | 14,770                     | 17,390  | 4,400    | 4,925  | 6 - 14 ans.....  | 3.  |
| 1,900    | 5,440                    | 5,020                      | 6,205   | 1,500    | 1,795  | 15 - 17 ans.....   | 4.  |
| 2,365    | 9,810                    | 8,145                      | 9,685   | 2,395    | 2,595  | 18 - 24 ans.....   | 5.  |
| 545      | 3,695                    | 3,030                      | 3,625   | 910      | 1,005  | 25 ans et plus.....  | 6.  |
| 2.0      | 1.6                      | 1.7                        | 1.5   | 1.6      | 1.5    | Nombre moyen d'enfants par famille de<br>recensement (3).....                                    | 7.  |
|          |                          |                            |   |          |        | <b>Personnes dans les ménages privés</b>   |     |
|          |                          |                            |   |          |        | <b>selon la situation des particuliers dans<br/>la famille de recensement et modalité de vie</b> |     |
| 28,395   | 103,440                  | 92,615                     | 123,325   | 29,295   | 33,740 | Nombre total de personnes.....   | 8.  |
| 2,460    | 12,555                   | 9,730                      | 15,385  | 3,275    | 3,470  | Nombre de personnes hors famille.....  | 9.  |
| 1,255    | 4,875                    | 4,265                      | 4,985   | 1,350    | 1,230  | Vivant avec des personnes apparentées (4).....   | 10. |
|          |                          |                            |   |          |        | Vivant avec des personnes non apparentées<br>seulement.....                                      | 11. |
| 530      | 3,630                    | 2,425                      | 3,240   | 485      | 620    | Vivant seules.....   | 12. |
| 675      | 4,045                    | 3,040                      | 7,165   | 1,440    | 1,620  | Nombre de personnes dans les familles.....   | 13. |
| 25,940   | 90,890                   | 82,890                     | 107,940   | 26,025   | 30,265 | Nombre moyen de personnes par famille de<br>recensement.....                                     | 14. |
| 3.9      | 3.5                      | 3.6                        | 3.4   | 3.5      | 3.4    |  |     |
| 690      | 9,030                    | 7,550                      | 14,560  | 3,435    | 3,900  | Nombre total de personnes de 65 ans et plus...<br>et plus.....                                   | 15. |
| 245      | 3,525                    | 2,840                      | 5,625   | 1,350    | 1,410  | Nombre de personnes hors famille de 65 ans<br>et plus.....                                       | 16. |
| 145      | 1,635                    | 1,315                      | 1,700   | 485      | 435    | Vivant avec des personnes apparentées (4) ..   | 17. |
|          |                          |                            |   |          |        | Vivant avec des personnes non apparentées<br>seulement.....                                      | 18. |
| 25       | 260                      | 140                        | 405   | 90       | 105    | Vivant seules.....   | 19. |
| 80       | 1,620                    | 1,380                      | 3,520   | 780      | 875    | Nombre de personnes de 65 ans et plus dans<br>les familles.....                                  | 20. |
| 445      | 5,510                    | 4,705                      | 8,935   | 2,090    | 2,490  |  |     |
|          |                          |                            |   |          |        | <b>CARACTÉRISTIQUES DE LA FAMILLE<br/>ÉCONOMIQUE</b>   |     |
|          |                          |                            |   |          |        | <b>Familles économiques</b>  |     |
| 6,635    | 26,165                   | 23,280                     | 32,640  | 7,600    | 8,960  | Nombre total de familles économiques dans les<br>ménages privés.....                             | 21. |
|          |                          |                            |   |          |        | <b>selon la taille de la famille</b>   |     |
| 1,100    | 6,975                    | 5,670                      | 10,720  | 2,290    | 2,790  | 2 personnes.....   | 22. |
| 1,285    | 5,645                    | 4,990                      | 7,110   | 1,650    | 1,910  | 3 personnes.....   | 23. |
| 2,135    | 6,970                    | 6,405                      | 7,840   | 1,755    | 2,280  | 4 personnes.....   | 24. |
| 2,115    | 6,575                    | 6,215                      | 6,960   | 1,905    | 1,975  | 5 personnes ou plus.....   | 25. |
|          |                          |                            |   |          |        | <b>Personnes dans les ménages privés</b>   |     |
| 28,395   | 103,445                  | 92,615                     | 123,325   | 29,300   | 33,740 | Total.....   | 26. |
| 1,205    | 7,680                    | 5,465                      | 10,405  | 1,925    | 2,240  | Nombre de personnes seules.....  | 27. |
| 27,195   | 95,760                   | 87,155                     | 112,920   | 27,370   | 31,495 | Nombre de personnes dans la famille<br>économique.....   | 28. |
| 4.1      | 3.7                      | 3.7                        | 3.5   | 3.6      | 3.5    | Nombre moyen de personnes par famille<br>économique.....   | 29. |

## Selected Characteristics for Federal Electoral Districts (1987 Representation Order), 1986 Census - 100% data

| No.                               | Characteristics  | Hillsborough | Malpeque<br>(Malpègue) | Nova Scotia -<br>Nouvelle-<br>Écosse † | Annapolis<br>Valley - Hants | Cape Breton<br>(Cap-Breton) -<br>East Richmond<br>(Est) | Cape Breton<br>(Cap-Breton) -<br>The Sydneys |
|-----------------------------------|--|--------------|------------------------|--|-----------------------------|---|--|
|                                   |  | PROVINCE     |                        |  |                             |   |  |
| <b>POPULATION CHARACTERISTICS</b> |  |              |                        |  |                             |   |  |
| 1.                                | Total population.....                                    | 31,835       | 30,390                 | 873,175                                | 89,820                      | 62,825  | 68,715                                       |
| <b>by sex and age</b>             |  |              |                        |  |                             |   |  |
| 2.                                | Male, total.....   | 14,725       | 15,500                 | 430,570                                | 44,650                      | 30,975  | 33,520                                       |
| 3.                                | 0 - 4 years.....   | 960          | 1,285                  | 30,790                                 | 3,295                       | 2,200   | 2,415  |
| 4.                                | 5 - 9 years.....   | 960          | 1,305                  | 31,030                                 | 3,500                       | 2,405   | 2,545  |
| 5.                                | 10 - 14 years.....                                       | 1,120        | 1,295                  | 34,080                                 | 3,695                       | 2,760   | 2,885  |
| 6.                                | 15 years.....  | 245          | 275                    | 7,610                                  | 825                         | 600   | 680  |
| 7.                                | 16 years.....  | 260          | 280                    | 7,325                                  | 795                         | 620   | 615  |
| 8.                                | 17 years.....  | 265          | 265                    | 7,190                                  | 745                         | 585   | 640  |
| 9.                                | 18 years and over.....                                   | 10,910       | 10,800                 | 312,550                                | 31,795                      | 21,790  | 23,735                                       |
| 10.                               | 18 - 19 years.....                                       | 520          | 485                    | 15,030                                 | 1,430                       | 1,135   | 1,380  |
| 11.                               | 20 - 24 years.....                                       | 1,440        | 1,340                  | 41,470                                 | 3,940                       | 2,635   | 3,140  |
| 12.                               | 25 - 29 years.....                                       | 1,230        | 1,265                  | 38,880                                 | 4,030                       | 2,430   | 2,575  |
| 13.                               | 30 - 34 years.....                                       | 1,140        | 1,230                  | 35,230                                 | 3,615                       | 2,470   | 2,520  |
| 14.                               | 35 - 39 years.....                                       | 1,115        | 1,220                  | 34,025                                 | 3,540                       | 2,370   | 2,425  |
| 15.                               | 40 - 44 years.....                                       | 855          | 950                    | 26,605                                 | 2,725                       | 1,835   | 1,835  |
| 16.                               | 45 - 49 years.....                                       | 785          | 755                    | 21,525                                 | 2,335                       | 1,595   | 1,665  |
| 17.                               | 50 - 54 years.....                                       | 745          | 695                    | 19,890                                 | 2,105                       | 1,505   | 1,515  |
| 18.                               | 55 - 59 years.....                                       | 635          | 670                    | 18,195                                 | 1,855                       | 1,370   | 1,480  |
| 19.                               | 60 - 64 years.....                                       | 640          | 625                    | 17,630                                 | 1,735                       | 1,360   | 1,520  |
| 20.                               | 65 - 74 years.....                                       | 1,055        | 970                    | 28,580                                 | 2,845                       | 2,110   | 2,485  |
| 21.                               | 75 - 84 years.....                                       | 545          | 485                    | 12,740                                 | 1,330                       | 860   | 1,035  |
| 22.                               | 85 years and over.....                                   | 200          | 120                    | 2,765                                  | 305                         | 125   | 165  |
| 23.                               | Female, total.....                                       | 17,110       | 14,890                 | 442,605                                | 45,170                      | 31,850  | 35,195                                       |
| 24.                               | 0 - 4 years.....   | 900          | 1,220                  | 29,350                                 | 3,145                       | 2,120   | 2,280  |
| 25.                               | 5 - 9 years.....   | 985          | 1,250                  | 30,000                                 | 3,245                       | 2,365   | 2,510  |
| 26.                               | 10 - 14 years.....                                       | 1,075        | 1,155                  | 32,120                                 | 3,525                       | 2,555   | 2,730  |
| 27.                               | 15 years.....  | 220          | 260                    | 7,185                                  | 780                         | 540   | 580  |
| 28.                               | 16 years.....  | 235          | 265                    | 6,910                                  | 755                         | 515   | 600  |
| 29.                               | 17 years.....  | 240          | 235                    | 6,720                                  | 700                         | 545   | 560  |
| 30.                               | 18 years and over.....                                   | 13,445       | 10,500                 | 330,320                                | 33,025                      | 23,205  | 25,920                                       |
| 31.                               | 18 - 19 years.....                                       | 565          | 460                    | 13,915                                 | 1,405                       | 1,100   | 1,255  |
| 32.                               | 20 - 24 years.....                                       | 1,695        | 1,150                  | 40,080                                 | 3,770                       | 2,640   | 2,985  |
| 33.                               | 25 - 29 years.....                                       | 1,420        | 1,270                  | 39,205                                 | 4,075                       | 2,440   | 2,680  |
| 34.                               | 30 - 34 years.....                                       | 1,340        | 1,200                  | 36,380                                 | 3,685                       | 2,495   | 2,575  |
| 35.                               | 35 - 39 years.....                                       | 1,245        | 1,225                  | 34,030                                 | 3,510                       | 2,270   | 2,445  |
| 36.                               | 40 - 44 years.....                                       | 910          | 900                    | 26,325                                 | 2,795                       | 1,800   | 1,995  |
| 37.                               | 45 - 49 years.....                                       | 845          | 675                    | 21,475                                 | 2,240                       | 1,570   | 1,720  |
| 38.                               | 50 - 54 years.....                                       | 760          | 650                    | 19,950                                 | 2,005                       | 1,545   | 1,615  |
| 39.                               | 55 - 59 years.....                                       | 745          | 640                    | 19,600                                 | 1,885                       | 1,510   | 1,665  |
| 40.                               | 60 - 64 years.....                                       | 800          | 590                    | 19,600                                 | 1,865                       | 1,515   | 1,765  |
| 41.                               | 65 - 74 years.....                                       | 1,545        | 1,070                  | 34,700                                 | 3,310                       | 2,705   | 3,145  |
| 42.                               | 75 - 84 years.....                                       | 1,050        | 505                    | 18,555                                 | 1,790                       | 1,285   | 1,575  |
| 43.                               | 85 years and over.....                                   | 515          | 170                    | 6,505                                  | 685                         | 340   | 495  |
| <b>by marital status</b>          |  |              |                        |  |                             |   |  |
| 44.                               | Single (never married), total.....                       | 14,755       | 13,480                 | 380,270                                | 37,610                      | 28,920  | 32,055                                       |
| 45.                               | Single (never married), 15 years of age<br>and over..... | 8,750        | 5,980                  | 192,905                                | 17,200                      | 14,515  | 16,685                                       |
| 46.                               | Married.....   | 12,945       | 14,840                 | 408,500                                | 44,290                      | 27,715  | 29,385                                       |
| 47.                               | Separated.....   | 840          | 425                    | 13,970                                 | 1,355                       | 920   | 1,075  |
| 48.                               | Widowed.....   | 2,400        | 1,280                  | 48,275                                 | 4,495                       | 3,990   | 4,500  |
| 49.                               | Divorced.....  | 895          | 375                    | 22,160                                 | 2,085                       | 1,280   | 1,705  |
| <b>by mother tongue</b>           |  |              |                        |  |                             |   |  |
| 50.                               | Single responses.....                                    | 31,435       | 30,180                 | 860,880                                | 89,275                      | 62,160  | 67,990                                       |
| 51.                               | English.....   | 30,460       | 29,345                 | 814,135                                | 86,815                      | 60,625  | 64,930                                       |
| 52.                               | French.....  | 545          | 470                    | 30,860                                 | 1,245                       | 830   | 605  |
| 53.                               | Non-official languages.....                              | 430          | 365                    | 15,890                                 | 1,220                       | 705   | 2,455  |
| 54.                               | Italian.....   | 5            | 5                      | 790                                    | 20                          | 105   | 70   |
| 55.                               | German.....  | 35           | 55                     | 1,895                                  | 390                         | 45  | 40   |
| 56.                               | Chinese.....   | 60           | -                      | 1,115                                  | 35                          | -   | 60   |
| 57.                               | Ukrainian.....   | 5            | 10                     | 410                                    | 30                          | 55  | 115  |
| 58.                               | Portuguese.....  | 5            | 5                      | 265                                    | 5                           | 5   | 5  |
| 59.                               | Other languages.....                                     | 325          | 290                    | 11,410                                 | 740                         | 495   | 2,160  |
| 60.                               | Multiple responses.....                                  | 395          | 215                    | 12,295                                 | 550                         | 660   | 725  |

**Certaines caractéristiques des circonscriptions électorales fédérales (Ordonnance de représentation de 1987),  
recensement de 1986 - données intégrales**

| Cape Breton<br>(Cap-Breton)<br>Highlands -<br>Canso | Central Nova | Cumberland -<br>Colchester | Dartmouth | Halifax | Halifax West<br>(Ouest) | Caractéristiques  | N°         |
|---|--------------|----------------------------|-----------|---------|-------------------------|---|------------|
| 66,075  | 72,675       | 79,910                     | 95,895    | 91,140  | 96,480                  | <b>CARACTÉRISTIQUES DE LA POPULATION</b>                |            |
|   |              |                            |           |         |                         | <b>Population totale.....</b>                           | <b>1.</b>  |
|   |              |                            |           |         |                         | <b>selon le sexe et l'âge</b>                           |            |
|   |              |                            |           |         |                         | <b>Hommes, total.....</b>                               | <b>2.</b>  |
| 33,185  | 36,115       | 39,310                     | 47,505    | 42,975  | 47,735                  | 0 - 4 ans.....  | 3.         |
| 2,520   | 2,790        | 2,660                      | 3,880     | 2,520   | 3,530                   | 5 - 9 ans.....  | 4.         |
| 2,755   | 2,845        | 2,710                      | 3,455     | 2,235   | 3,580                   | 10 - 14 ans.....  | 5.         |
| 3,060   | 3,120        | 3,070                      | 3,495     | 2,360   | 3,985                   | 15 ans.....   | 6.         |
| 665   | 700          | 695                        | 785       | 515     | 865                     | 16 ans.....   | 7.         |
| 640   | 620          | 690                        | 780       | 500     | 795                     | 17 ans.....   | 8.         |
| 670   | 590          | 660                        | 770       | 540     | 750                     | 18 ans et plus.....                                     | 9.         |
| 22,880  | 25,450       | 28,825                     | 34,340    | 34,300  | 34,225                  | 18 - 19 ans.....  | 10.        |
| 1,290   | 1,180        | 1,405                      | 1,550     | 1,345   | 1,605                   | 20 - 24 ans.....  | 11.        |
| 2,760   | 2,840        | 3,395                      | 5,545     | 5,975   | 4,600                   | 25 - 29 ans.....  | 12.        |
| 2,410   | 2,870        | 3,140                      | 5,365     | 5,190   | 4,735                   | 30 - 34 ans.....  | 13.        |
| 2,415   | 2,940        | 2,995                      | 4,440     | 3,950   | 4,265                   | 35 - 39 ans.....  | 14.        |
| 2,515   | 2,925        | 2,905                      | 4,060     | 3,175   | 4,490                   | 40 - 44 ans.....  | 15.        |
| 1,935   | 2,285        | 2,410                      | 3,070     | 2,350   | 3,675                   | 45 - 49 ans.....  | 16.        |
| 1,585   | 1,735        | 2,010                      | 2,330     | 1,915   | 2,655                   | 50 - 54 ans.....  | 17.        |
| 1,425   | 1,560        | 1,940                      | 2,280     | 1,865   | 2,255                   | 55 - 59 ans.....  | 18.        |
| 1,290   | 1,530        | 1,815                      | 1,840     | 1,850   | 1,760                   | 60 - 64 ans.....  | 19.        |
| 1,320   | 1,530        | 1,855                      | 1,435     | 1,915   | 1,470                   | 65 - 74 ans.....  | 20.        |
| 2,455   | 2,640        | 3,130                      | 1,690     | 2,975   | 1,960                   | 75 - 84 ans.....  | 21.        |
| 1,185   | 1,185        | 1,495                      | 605       | 1,425   | 655                     | 85 ans et plus.....                                     | 22.        |
| 285   | 245          | 330                        | 140       | 355     | 95                      |   |            |
| 32,890  | 36,555       | 40,605                     | 48,390    | 48,165  | 48,750                  | <b>Femmes, total.....</b>                               | <b>23.</b> |
| 2,335   | 2,675        | 2,600                      | 3,580     | 2,445   | 3,550                   | 0 - 4 ans.....  | 24.        |
| 2,670   | 2,720        | 2,615                      | 3,355     | 2,225   | 3,405                   | 5 - 9 ans.....  | 25.        |
| 2,870   | 2,865        | 2,985                      | 3,390     | 2,260   | 3,615                   | 10 - 14 ans.....  | 26.        |
| 620   | 620          | 710                        | 795       | 515     | 845                     | 15 ans.....   | 27.        |
| 620   | 635          | 655                        | 695       | 495     | 780                     | 16 ans.....   | 28.        |
| 670   | 585          | 630                        | 675       | 480     | 730                     | 17 ans.....   | 29.        |
| 23,105  | 26,465       | 30,405                     | 35,895    | 39,740  | 35,820                  | 18 ans et plus.....                                     | 30.        |
| 1,155   | 1,145        | 1,200                      | 1,630     | 1,255   | 1,480                   | 18 - 19 ans.....  | 31.        |
| 2,645   | 2,695        | 3,220                      | 5,395     | 6,010   | 4,655                   | 20 - 24 ans.....  | 32.        |
| 2,345   | 2,940        | 3,125                      | 5,205     | 5,500   | 4,910                   | 25 - 29 ans.....  | 33.        |
| 2,395   | 2,970        | 3,055                      | 4,620     | 4,230   | 4,745                   | 30 - 34 ans.....  | 34.        |
| 2,390   | 2,815        | 2,820                      | 4,090     | 3,445   | 4,745                   | 35 - 39 ans.....  | 35.        |
| 1,860   | 2,095        | 2,300                      | 3,130     | 2,440   | 3,630                   | 40 - 44 ans.....  | 36.        |
| 1,545   | 1,625        | 2,055                      | 2,515     | 2,070   | 2,520                   | 45 - 49 ans.....  | 37.        |
| 1,380   | 1,570        | 1,900                      | 2,225     | 2,100   | 2,070                   | 50 - 54 ans.....  | 38.        |
| 1,370   | 1,665        | 1,990                      | 1,875     | 2,225   | 1,795                   | 55 - 59 ans.....  | 39.        |
| 1,375   | 1,650        | 2,040                      | 1,675     | 2,400   | 1,555                   | 60 - 64 ans.....  | 40.        |
| 2,665   | 3,095        | 3,765                      | 2,125     | 4,375   | 2,395                   | 65 - 74 ans.....  | 41.        |
| 1,440   | 1,615        | 2,145                      | 1,095     | 2,665   | 1,020                   | 75 - 84 ans.....  | 42.        |
| 535   | 600          | 795                        | 305       | 1,025   | 285                     | 85 ans et plus.....                                     | 43.        |
| 32,180  | 31,190       | 32,630                     | 42,340    | 42,085  | 41,530                  | <b>selon l'état matrimonial</b>                         |            |
|   |              |                            |           |         |                         | <b>Célibataires (jamais marié(e)s), total.....</b>      | <b>44.</b> |
| 15,980  | 14,175       | 15,990                     | 21,185    | 28,030  | 19,865                  | Célibataires (jamais marié(e)s), 15<br>ans et plus..... | 45.        |
| 28,290  | 34,535       | 38,330                     | 45,745    | 36,980  | 48,300                  | Marié(e)s.....  | 46.        |
| 905   | 1,085        | 1,450                      | 1,730     | 2,080   | 1,270                   | Séparé(e)s.....   | 47.        |
| 3,835   | 4,215        | 5,385                      | 3,245     | 6,225   | 3,000                   | Veufs (ves).....  | 48.        |
| 865   | 1,650        | 2,120                      | 2,835     | 3,770   | 2,380                   | Divorcé(e)s.....  | 49.        |
| 63,920  | 72,095       | 79,995                     | 94,655    | 89,530  | 95,370                  | <b>selon la langue maternelle</b>                       |            |
| 55,630  | 70,535       | 77,855                     | 89,740    | 84,175  | 91,255                  | <b>Réponses uniques.....</b>                            | <b>50.</b> |
| 6,655   | 740          | 705                        | 2,720     | 2,365   | 1,990                   | Anglais.....  | 51.        |
| 1,640   | 820          | 835                        | 2,195     | 2,990   | 2,125                   | Français.....   | 52.        |
| 20  | 15           | 10                         | 100       | 205     | 230                     | Langues non officielles.....                            | 53.        |
| 90  | 150          | 160                        | 265       | 255     | 275                     | Italien.....  | 54.        |
| 35  | 30           | 65                         | 325       | 340     | 155                     | Allemand.....   | 55.        |
| 10  | 15           | 25                         | 50        | 35      | 40                      | Chinois.....  | 56.        |
| -   | -            | -                          | 170       | 20      | 25                      | Ukrainien.....  | 57.        |
| 1,470   | 605          | 575                        | 1,280     | 2,145   | 1,405                   | Portugais.....  | 58.        |
| 2,155   | 580          | 515                        | 1,240     | 1,605   | 1,110                   | Autres langues.....                                     | 59.        |
|   |              |                            |           |         |                         | Réponses multiples.....                                 | 60.        |

## Selected Characteristics for Federal Electoral Districts (1987 Representation Order), 1986 Census - 100% data

| No.  | Characteristics  | Hillsborough | Malpeque<br>(Malpègue) | Nova Scotia -<br>Nouvelle-<br>Écosse † | Annapolis<br>Valley - Hants | Cape Breton<br>(Cap-Breton) -<br>East Richmond<br>(Est) | Cape Breton<br>(Cap-Breton) -<br>The Sydneys |
|--|--|--------------|------------------------|--|-----------------------------|---|--|
|  |  |              |                        | PROVINCE                               |                             |   |  |
| <b>DWELLING CHARACTERISTICS</b>              |  |              |                        |  |                             |   |  |
| 1.   | Total number of occupied private dwellings.....            | 11,350       | 9,465                  | 295,780                                | 29,950                      | 19,525  | 21,785                                       |
| by tenure                                    |  |              |                        |  |                             |   |  |
| 2.   | Owned.....   | 6,115        | 8,180                  | 211,640                                | 22,705                      | 15,940  | 15,730                                       |
| 3.   | Rented.....  | 5,240        | 1,275                  | 82,995                                 | 7,075                       | 3,530   | 5,570  |
| 4.   | On reserve (1).....  | -            | 10                     | 1,140                                  | 175                         | 55  | 480  |
| by type of dwelling                          |  |              |                        |  |                             |   |  |
| 5.   | Single-detached house.....                                 | 5,720        | 8,050                  | 207,495                                | 23,565                      | 15,470  | 16,305                                       |
| 6.   | Apartment, 5 or more storeys.....                          | 30           | 5                      | 11,470                                 | 35                          | 20  | 225  |
| 7.   | Movable dwelling.....                                      | 115          | 650                    | 8,405                                  | 1,145                       | 225   | 445  |
| 8.   | All other types (2).....                                   | 5,485        | 760                    | 68,410                                 | 5,205                       | 3,815   | 4,805  |
| <b>HOUSEHOLD CHARACTERISTICS</b>             |  |              |                        |  |                             |   |  |
| Private Households                           |  |              |                        |  |                             |   |  |
| 9.   | Total number of private households.....                    | 11,350       | 9,460                  | 295,780                                | 29,950                      | 19,525  | 21,785                                       |
| by size of household                         |  |              |                        |  |                             |   |  |
| 10.  | 1 person.....  | 2,840        | 1,270                  | 54,895                                 | 4,835                       | 2,980   | 3,845  |
| 11.  | 2 persons.....   | 3,375        | 2,520                  | 85,625                                 | 8,860                       | 4,730   | 5,410  |
| 12.  | 3 persons.....   | 1,945        | 1,790                  | 56,180                                 | 5,805                       | 3,795   | 4,205  |
| 13.  | 4 - 5 persons.....   | 2,730        | 3,230                  | 84,825                                 | 9,060                       | 6,640   | 6,620  |
| 14.  | 6 - 9 persons.....   | 460          | 645                    | 13,940                                 | 1,355                       | 1,340   | 1,660  |
| 15.  | 10 or more persons.....                                    | 5            | 15                     | 320                                    | 35                          | 35  | 45   |
| by number of families                        |  |              |                        |  |                             |   |  |
| 16.  | Non-family household.....                                  | 3,725        | 1,555                  | 68,980                                 | 5,965                       | 3,650   | 4,710  |
| 17.  | 1 census family.....                                       | 7,540        | 7,790                  | 223,175                                | 23,645                      | 15,510  | 16,710                                       |
| 18.  | 2 or more census families.....                             | 80           | 115                    | 3,630                                  | 335                         | 365   | 365  |
| Persons in Private Households                |  |              |                        |  |                             |   |  |
| 19.  | Total.....   | 30,275       | 30,015                 | 853,735                                | 88,005                      | 61,850  | 67,320                                       |
| 20.  | Average number of persons per household.....               | 2.7          | 3.2                    | 2.9                                    | 2.9                         | 3.2   | 3.1  |
| <b>CENSUS FAMILY CHARACTERISTICS</b>         |  |              |                        |  |                             |   |  |
| Census Families                              |  |              |                        |  |                             |   |  |
| 21.  | Total number of census families in private households..... | 7,705        | 8,035                  | 230,495                                | 24,330                      | 16,250  | 17,455                                       |
| by size of family                            |  |              |                        |  |                             |   |  |
| 22.  | 2 persons.....   | 3,145        | 2,705                  | 88,015                                 | 9,280                       | 5,260   | 5,855  |
| 23.  | 3 persons.....   | 1,715        | 1,720                  | 53,665                                 | 5,550                       | 3,845   | 4,160  |
| 24.  | 4 persons.....   | 1,705        | 2,060                  | 56,490                                 | 6,240                       | 4,190   | 4,215  |
| 25.  | 5 or more persons.....                                     | 1,145        | 1,545                  | 32,325                                 | 3,265                       | 2,950   | 3,225  |
| by family structure and presence of children |  |              |                        |  |                             |   |  |
| 26.  | Number of husband-wife families.....                       | 6,255        | 7,285                  | 200,180                                | 21,700                      | 13,575  | 14,385                                       |
| 27.  | With no children at home.....                              | 2,245        | 2,290                  | 70,825                                 | 7,830                       | 3,780   | 4,220  |
| 28.  | With children at home.....                                 | 4,010        | 4,995                  | 129,360                                | 13,870                      | 9,795   | 10,160                                       |
| 29.  | 1 child at home.....                                       | 1,345        | 1,525                  | 44,835                                 | 4,720                       | 3,080   | 3,245  |
| 30.  | 2 children at home.....                                    | 1,570        | 1,965                  | 53,470                                 | 5,970                       | 3,915   | 3,885  |
| 31.  | 3 or more children at home.....                            | 1,095        | 1,505                  | 31,055                                 | 3,175                       | 2,800   | 3,025  |
| 32.  | Number of lone-parent families.....                        | 1,455        | 745                    | 30,315                                 | 2,635                       | 2,680   | 3,070  |
| 33.  | Male parent.....   | 185          | 155                    | 5,255                                  | 525                         | 470   | 475  |
| 34.  | 1 child at home.....                                       | 110          | 95                     | 3,115                                  | 315                         | 260   | 255  |
| 35.  | 2 children at home.....                                    | 55           | 30                     | 1,425                                  | 135                         | 140   | 140  |
| 36.  | 3 or more children at home.....                            | 20           | 25                     | 720                                    | 65                          | 75  | 80   |
| 37.  | Female parent.....   | 1,265        | 590                    | 25,060                                 | 2,110                       | 2,205   | 2,590  |
| 38.  | 1 child at home.....                                       | 785          | 315                    | 14,075                                 | 1,130                       | 1,220   | 1,370  |
| 39.  | 2 children at home.....                                    | 315          | 165                    | 7,410                                  | 690                         | 625   | 770  |
| 40.  | 3 or more children at home.....                            | 165          | 110                    | 3,570                                  | 290                         | 360   | 450  |



**Certaines caractéristiques des circonscriptions électorales fédérales (Ordonnance de représentation de 1987),  
recensement de 1986 - données intégrales**

| Cape Breton<br>(Cap-Breton)<br>Highlands -<br>Canso                  | Central Nova | Cumberland -<br>Colchester | Dartmouth | Halifax | Halifax West<br>(Ouest) | Caractéristiques  | N°         |
|--|--------------|----------------------------|-----------|---------|-------------------------|---|------------|
| <b>CARACTÉRISTIQUES DU LOGEMENT</b>                                  |              |                            |           |         |                         |   |            |
| 20,280   | 24,120       | 28,160                     | 31,970    | 36,180  | 31,775                  | <b>Nombre total de logements privés occupés.....</b>                            | <b>1.</b>  |
| <b>selon le mode d'occupation</b>                                    |              |                            |           |         |                         |   |            |
| 16,765   | 19,725       | 21,510                     | 18,805    | 15,260  | 22,860                  | Possédé.....  | 2.         |
| 3,290  | 4,345        | 6,535                      | 13,155    | 20,920  | 8,910                   | Loué.....   | 3.         |
| 220  | 50           | 120                        | -         | -       | -                       | Dans une réserve(1).....  | 4.         |
| <b>selon le type de logement</b>                                     |              |                            |           |         |                         |   |            |
| 16,790   | 19,280       | 21,835                     | 16,740    | 12,775  | 20,685                  | Maison individuelle non attenante.....  | 5.         |
| -  | 5            | -                          | 1,950     | 7,930   | 1,290                   | Appartement, 5 étages ou plus.....  | 6.         |
| 1,365  | 1,380        | 1,020                      | 500       | 15      | 970                     | Logement mobile.....  | 7.         |
| 2,120  | 3,445        | 5,305                      | 12,775    | 15,460  | 8,825                   | Tous autres types (2).....  | 8.         |
| <b>CARACTÉRISTIQUES DU MÉNAGE</b>                                    |              |                            |           |         |                         |   |            |
| <b>Ménages privés</b>  |              |                            |           |         |                         |   |            |
| 20,280   | 24,120       | 28,165                     | 31,965    | 36,180  | 31,770                  | <b>Nombre total de ménages privés.....</b>                                      | <b>9.</b>  |
| <b>selon la taille du ménage</b>                                     |              |                            |           |         |                         |   |            |
| 3,640  | 4,260        | 5,880                      | 4,845     | 10,825  | 4,145                   | 1 personne.....   | 10.        |
| 4,820  | 6,685        | 8,495                      | 9,215     | 11,820  | 9,250                   | 2 personnes.....  | 11.        |
| 3,530  | 4,415        | 5,145                      | 6,720     | 6,045   | 6,620                   | 3 personnes.....  | 12.        |
| 6,295  | 7,475        | 7,580                      | 9,975     | 6,500   | 10,550                  | 4 - 5 personnes.....  | 13.        |
| 1,935  | 1,250        | 1,055                      | 1,175     | 975     | 1,190                   | 6 - 9 personnes.....  | 14.        |
| 50   | 20           | 20                         | 45        | 20      | 10                      | 10 personnes ou plus.....   | 15.        |
| <b>selon le nombre de familles</b>                                   |              |                            |           |         |                         |   |            |
| 4,490  | 5,105        | 6,935                      | 6,420     | 14,535  | 5,655                   | Ménage non familial.....  | 16.        |
| 15,515   | 18,720       | 20,960                     | 25,165    | 21,295  | 25,735                  | 1 famille de recensement.....   | 17.        |
| 270  | 295          | 265                        | 385       | 355     | 380                     | 2 familles de recensement ou plus.....  | 18.        |
| <b>Personnes dans les ménages privés</b>                             |              |                            |           |         |                         |   |            |
| 64,765   | 71,495       | 77,865                     | 94,130    | 86,925  | 95,370                  | Total.....  | 19.        |
| 3.2  | 3.0          | 2.8                        | 2.9       | 2.4     | 3.0                     | Nombre moyen de personnes par ménage.....                                       | 20.        |
| <b>CARACTÉRISTIQUES DE LA FAMILLE DE<br/>RECENSEMENT</b>             |              |                            |           |         |                         |   |            |
| <b>Familles de recensement</b>                                       |              |                            |           |         |                         |   |            |
| 16,065   | 19,315       | 21,500                     | 25,940    | 22,005  | 26,510                  | <b>Nombre total de familles de recensement dans<br/>les ménages privés.....</b> | <b>21.</b> |
| <b>selon la taille de la famille</b>                                 |              |                            |           |         |                         |   |            |
| 5,100  | 6,955        | 8,810                      | 9,435     | 10,700  | 9,430                   | 2 personnes.....  | 22.        |
| 3,415  | 4,390        | 4,910                      | 6,485     | 5,105   | 6,360                   | 3 personnes.....  | 23.        |
| 3,775  | 4,880        | 5,025                      | 6,945     | 4,115   | 7,500                   | 4 personnes.....  | 24.        |
| 3,780  | 3,100        | 2,755                      | 3,080     | 2,080   | 3,215                   | 5 personnes ou plus.....  | 25.        |
| <b>selon la structure de la famille et la<br/>présence d'enfants</b> |              |                            |           |         |                         |   |            |
| 13,850   | 16,960       | 18,805                     | 22,440    | 17,960  | 23,815                  | <b>Nombre de familles époux-épouse.....</b>                                     | <b>26.</b> |
| 3,955  | 5,660        | 7,220                      | 7,465     | 8,295   | 7,885                   | Sans enfants à la maison.....   | 27.        |
| 9,900  | 11,300       | 11,585                     | 14,975    | 9,665   | 15,930                  | Avec enfants à la maison.....   | 28.        |
| 2,790  | 3,695        | 4,150                      | 5,430     | 3,920   | 5,550                   | 1 enfant à la maison.....   | 29.        |
| 3,520  | 4,610        | 4,780                      | 6,585     | 3,775   | 7,240                   | 2 enfants à la maison.....  | 30.        |
| 3,585  | 2,990        | 2,655                      | 2,960     | 1,975   | 3,145                   | 3 enfants ou plus à la maison.....  | 31.        |
| 2,215  | 2,355        | 2,695                      | 3,500     | 4,040   | 2,695                   | <b>Nombre de familles monoparentales.....</b>                                   | <b>32.</b> |
| 440  | 430          | 500                        | 500       | 515     | 490                     | Parent de sexe masculin.....  | 33.        |
| 240  | 235          | 305                        | 295       | 330     | 285                     | 1 enfant à la maison.....   | 34.        |
| 110  | 115          | 125                        | 145       | 135     | 150                     | 2 enfants à la maison.....  | 35.        |
| 85   | 75           | 70                         | 60        | 45      | 50                      | 3 enfants ou plus à la maison.....  | 36.        |
| 1,775  | 1,925        | 2,195                      | 3,005     | 3,530   | 2,205                   | Parent de sexe féminin.....   | 37.        |
| 910  | 1,055        | 1,285                      | 1,675     | 2,080   | 1,270                   | 1 enfant à la maison.....   | 38.        |
| 510  | 575          | 630                        | 915       | 1,050   | 665                     | 2 enfants à la maison.....  | 39.        |
| 360  | 300          | 275                        | 410       | 400     | 280                     | 3 enfants ou plus à la maison.....  | 40.        |

## Selected Characteristics for Federal Electoral Districts (1987 Representation Order), 1986 Census - 100% data

| No. | Characteristics   | Hillsborough | Malpeque<br>(Malpègue) | Nova Scotia -<br>Nouvelle-<br>Écosse † | Annapolis<br>Valley - Hants | Cape Breton<br>(Cap-Breton) -<br>East Richmond<br>(Est) | Cape Breton<br>(Cap-Breton) -<br>The Sydneys |
|-----|---|--------------|------------------------|--|-----------------------------|---|--|
|     |   |              |                        | PROVINCE                               |                             |   |  |
|     | <b>CENSUS FAMILY CHARACTERISTICS<br/>(concluded)</b>            |              |                        |  |                             |   |  |
|     | <b>Children in Census Families</b>                              |              |                        |  |                             |   |  |
| 1.  | Total number of children at home.....                           | 10,430       | 11,940                 | 307,015                                | 31,705                      | 25,070  | 27,090                                       |
|     | by age  |              |                        |  |                             |   |  |
| 2.  | Under 6 years of age.....                                       | 2,080        | 2,915                  | 68,950                                 | 7,395                       | 4,915   | 5,300  |
| 3.  | 6 - 14 years.....   | 3,690        | 4,380                  | 111,890                                | 12,280                      | 8,895   | 9,445  |
| 4.  | 15 - 17 years.....  | 1,375        | 1,525                  | 40,345                                 | 4,320                       | 3,200   | 3,485  |
| 5.  | 18 - 24 years.....  | 2,370        | 2,325                  | 63,640                                 | 5,860                       | 5,740   | 6,335  |
| 6.  | 25 years and over.....  | 910          | 800                    | 22,195                                 | 1,850                       | 2,315   | 2,525  |
| 7.  | Average number of children per census family(3).                | 1.4          | 1.5                    | 1.3                                    | 1.3                         | 1.5   | 1.6  |
|     | <b>Persons in Private Households</b>                            |              |                        |  |                             |   |  |
|     | by census family status and living<br>arrangements              |              |                        |  |                             |   |  |
| 8.  | Total number of persons.....                                    | 30,275       | 30,015                 | 853,740                                | 88,005                      | 61,850  | 67,320                                       |
| 9.  | Number of non-family persons.....                               | 5,880        | 2,760                  | 116,055                                | 10,265                      | 6,965   | 8,395  |
| 10. | Living with relatives (4).....                                  | 1,385        | 1,020                  | 35,655                                 | 3,055                       | 3,175   | 3,415  |
| 11. | Living with non-relatives only.....                             | 1,665        | 470                    | 25,505                                 | 2,370                       | 805   | 1,130  |
| 12. | Living alone.....   | 2,840        | 1,270                  | 54,890                                 | 4,835                       | 2,980   | 3,845  |
| 13. | Number of family persons.....                                   | 24,395       | 27,255                 | 737,685                                | 77,740                      | 54,890  | 58,925                                       |
| 14. | Average number of persons per census family.....                | 3.2          | 3.4                    | 3.2                                    | 3.2                         | 3.4   | 3.4  |
| 15. | Total number of persons 65 years and over.....                  | 3,990        | 3,230                  | 96,775                                 | 9,585                       | 7,125   | 8,245  |
| 16. | Number of non-family persons 65 years and<br>over.....          | 1,810        | 1,055                  | 39,305                                 | 3,715                       | 2,900   | 3,395  |
| 17. | Living with relatives (4).....                                  | 425          | 360                    | 11,955                                 | 1,020                       | 1,110   | 1,200  |
| 18. | Living with non-relatives only.....                             | 155          | 60                     | 2,840                                  | 335                         | 155   | 215  |
| 19. | Living alone.....   | 1,235        | 635                    | 24,505                                 | 2,365                       | 1,630   | 1,980  |
| 20. | Number of family persons 65 years and over..                    | 2,180        | 2,175                  | 57,470                                 | 5,870                       | 4,225   | 4,850  |
|     | <b>ECONOMIC FAMILY CHARACTERISTICS</b>                          |              |                        |  |                             |   |  |
|     | <b>Economic Families</b>  |              |                        |  |                             |   |  |
| 21. | Total number of economic families in private<br>households..... | 7,980        | 8,100                  | 233,730                                | 24,545                      | 16,390  | 17,685                                       |
|     | by size of family   |              |                        |  |                             |   |  |
| 22. | 2 persons.....  | 3,125        | 2,515                  | 82,945                                 | 8,700                       | 4,735   | 5,365  |
| 23. | 3 persons.....  | 1,785        | 1,765                  | 54,435                                 | 5,690                       | 3,760   | 4,135  |
| 24. | 4 persons.....  | 1,735        | 2,065                  | 57,355                                 | 6,295                       | 4,240   | 4,285  |
| 25. | 5 or more persons.....  | 1,330        | 1,750                  | 38,980                                 | 3,855                       | 3,660   | 3,895  |
|     | <b>Persons in Private Households</b>                            |              |                        |  |                             |   |  |
| 26. | Total.....  | 30,275       | 30,015                 | 853,740                                | 88,005                      | 61,855  | 67,320                                       |
| 27. | Number of unattached individuals.....                           | 4,500        | 1,740                  | 80,400                                 | 7,210                       | 3,785   | 4,975  |
| 28. | Number of economic family persons.....                          | 25,775       | 28,275                 | 773,340                                | 80,795                      | 58,070  | 62,345                                       |
| 29. | Average number of persons per economic family...                | 3.2          | 3.5                    | 3.3                                    | 3.3                         | 3.5   | 3.5  |

**Certaines caractéristiques des circonscriptions électorales fédérales (Ordonnance de représentation de 1987),  
recensement de 1986 - données intégrales**

| Cape Breton<br>(Cap-Breton)<br>Highlands -<br>Canso  | Central Nova | Cumberland -<br>Colchester | Dartmouth | Halifax | Halifax West<br>(Ouest) | Caractéristiques   | N°  |
|--|--------------|----------------------------|-----------|---------|-------------------------|--|-----|
| <b>CARACTÉRISTIQUES DE LA FAMILLE DE<br/>RECENSEMENT<br/>(fin)</b>                               |              |                            |           |         |                         |  |     |
| <b>Enfants dans les familles de recensement</b>  |              |                            |           |         |                         |  |     |
| 26,950   | 26,965       | 26,800                     | 34,055    | 24,340  | 34,615                  | <b>Nombre total d'enfants à la maison.....</b>                               | 1.  |
| <b>selon l'âge</b>   |              |                            |           |         |                         |  |     |
| 5,630  | 6,345        | 6,100                      | 8,520     | 5,570   | 8,175                   | Moins de 6 ans.....  | 2.  |
| 9,960  | 10,155       | 9,975                      | 11,895    | 7,955   | 13,030                  | 6 - 14 ans.....  | 3.  |
| 3,675  | 3,535        | 3,740                      | 4,240     | 2,840   | 4,585                   | 15 - 17 ans.....   | 4.  |
| 5,460  | 5,160        | 5,230                      | 7,440     | 5,475   | 7,035                   | 18 - 24 ans.....   | 5.  |
| 2,220  | 1,775        | 1,755                      | 1,960     | 2,510   | 1,790                   | 25 ans et plus.....  | 6.  |
| 1.7  | 1.4          | 1.2                        | 1.3       | 1.1     | 1.3                     | <b>Nombre moyen d'enfants par famille de<br/>recensement(3).....</b>         | 7.  |
| <b>Personnes dans les ménages privés</b>   |              |                            |           |         |                         |  |     |
| <b>selon la situation des particuliers dans<br/>la famille de recensement et modalité de vie</b> |              |                            |           |         |                         |  |     |
| 64,765   | 71,495       | 77,865                     | 94,130    | 86,925  | 95,370                  | <b>Nombre total de personnes.....</b>  | 8.  |
| 7,900  | 8,255        | 10,765                     | 11,705    | 22,620  | 10,435                  | Nombre de personnes hors famille.....  | 9.  |
| 3,095  | 2,765        | 3,165                      | 3,415     | 4,580   | 3,050                   | Vivant avec des personnes apparentées(4)....                                 | 10. |
| 1,170  | 1,230        | 1,725                      | 3,445     | 7,215   | 3,235                   | Vivant avec des personnes non apparentées<br>seulement.....                  | 11. |
| 3,640  | 4,260        | 5,880                      | 4,840     | 10,825  | 4,145                   | Vivant seules.....   | 12. |
| 56,865   | 63,240       | 67,100                     | 82,430    | 64,300  | 84,935                  | Nombre de personnes dans les familles.....                                   | 13. |
| 3.5  | 3.3          | 3.1                        | 3.2       | 2.9     | 3.2                     | <b>Nombre moyen de personnes par famille de<br/>recensement.....</b>         | 14. |
| 7,920  | 8,785        | 10,975                     | 5,560     | 11,515  | 5,925                   | <b>Nombre total de personnes de 65 ans et plus...</b>                        | 15. |
| 3,285  | 3,525        | 4,550                      | 2,210     | 5,440   | 2,165                   | Nombre de personnes hors famille de 65 ans<br>et plus.....                   | 16. |
| 1,140  | 970          | 1,205                      | 720       | 1,390   | 890                     | Vivant avec des personnes apparentées(4)....                                 | 17. |
| 250  | 215          | 315                        | 150       | 445     | 140                     | Vivant avec des personnes non apparentées<br>seulement.....                  | 18. |
| 1,900  | 2,340        | 3,030                      | 1,335     | 3,600   | 1,135                   | Vivant seules.....   | 19. |
| 4,635  | 5,255        | 6,420                      | 3,350     | 6,075   | 3,760                   | Nombre de personnes de 65 ans et plus dans<br>les familles.....              | 20. |
| <b>CARACTÉRISTIQUES DE LA FAMILLE<br/>ÉCONOMIQUE</b>   |              |                            |           |         |                         |  |     |
| <b>Familles économiques</b>  |              |                            |           |         |                         |  |     |
| 16,375   | 19,575       | 21,865                     | 26,125    | 22,870  | 26,640                  | <b>Nombre total de familles économiques dans les<br/>ménages privés.....</b> | 21. |
| <b>selon la taille de la famille</b>   |              |                            |           |         |                         |  |     |
| 4,780  | 6,630        | 8,365                      | 8,840     | 10,545  | 8,835                   | 2 personnes.....   | 22. |
| 3,455  | 4,370        | 5,085                      | 6,480     | 5,355   | 6,345                   | 3 personnes.....   | 23. |
| 3,830  | 4,955        | 5,135                      | 6,990     | 4,285   | 7,525                   | 4 personnes.....   | 24. |
| 4,305  | 3,630        | 3,285                      | 3,815     | 2,680   | 3,930                   | 5 personnes ou plus.....   | 25. |
| <b>Personnes dans les ménages privés</b>   |              |                            |           |         |                         |  |     |
| 64,765   | 71,495       | 77,865                     | 94,130    | 86,925  | 95,370                  | <b>Total.....</b>  | 26. |
| 4,800  | 5,490        | 7,605                      | 8,290     | 18,040  | 7,380                   | Nombre de personnes seules.....  | 27. |
| 59,960   | 66,005       | 70,265                     | 85,845    | 68,880  | 87,985                  | Nombre de personnes dans la famille<br>économique.....                       | 28. |
| 3.7  | 3.4          | 3.2                        | 3.3       | 3.0     | 3.3                     | <b>Nombre moyen de personnes par famille<br/>économique.....</b>             | 29. |

## Selected Characteristics for Federal Electoral Districts (1987 Representation Order), 1986 Census - 100% data

| No.                               | Characteristics  | South Shore | South West<br>Nova | New Brunswick<br>-<br>Nouveau-<br>Brunswick † | Beauséjour | Carleton -<br>Charlotte | Fredericton |
|-----------------------------------|--|-------------|--------------------|---|------------|-------------------------|-------------|
|                                   |  | PROVINCE    |                    |   |            |                         |             |
| <b>POPULATION CHARACTERISTICS</b> |  |             |                    |   |            |                         |             |
| 1.                                | Total population.....                                    | 77,125      | 72,515             | 709,440                                       | 67,750     | 64,845                  | 85,350      |
| <b>by sex and age</b>             |  |             |                    |   |            |                         |             |
| 2.                                | Male, total.....   | 38,560      | 36,035             | 350,765                                       | 34,530     | 32,140                  | 42,490      |
| 3.                                | 0 - 4 years.....   | 2,545       | 2,435              | 25,595  | 2,370      | 2,300                   | 3,210       |
| 4.                                | 5 - 9 years.....   | 2,620       | 2,370              | 27,290  | 2,570      | 2,475                   | 3,080       |
| 5.                                | 10 - 14 years.....                                       | 2,935       | 2,710              | 29,795  | 2,810      | 2,775                   | 3,375       |
| 6.                                | 15 years.....  | 625         | 645                | 6,400   | 650        | 585                     | 695         |
| 7.                                | 16 years.....  | 640         | 620                | 6,245   | 585        | 600                     | 740         |
| 8.                                | 17 years.....  | 625         | 610                | 6,110   | 555        | 600                     | 660         |
| 9.                                | 18 years and over.....                                   | 28,560      | 26,650             | 249,330                                       | 25,000     | 22,805                  | 30,735      |
| 10.                               | 18 - 19 years.....                                       | 1,275       | 1,435              | 12,295  | 1,200      | 1,105                   | 1,470       |
| 11.                               | 20 - 24 years.....                                       | 3,130       | 3,510              | 32,180  | 3,110      | 2,725                   | 4,735       |
| 12.                               | 25 - 29 years.....                                       | 3,250       | 2,875              | 31,000  | 2,960      | 2,685                   | 4,160       |
| 13.                               | 30 - 34 years.....                                       | 3,015       | 2,605              | 29,530  | 3,030      | 2,590                   | 3,610       |
| 14.                               | 35 - 39 years.....                                       | 3,000       | 2,620              | 28,215  | 2,905      | 2,355                   | 3,535       |
| 15.                               | 40 - 44 years.....                                       | 2,360       | 2,115              | 21,525  | 2,125      | 1,790                   | 2,800       |
| 16.                               | 45 - 49 years.....                                       | 2,005       | 1,700              | 17,145  | 1,705      | 1,495                   | 2,190       |
| 17.                               | 50 - 54 years.....                                       | 1,790       | 1,640              | 15,120  | 1,395      | 1,295                   | 1,880       |
| 18.                               | 55 - 59 years.....                                       | 1,825       | 1,590              | 14,435  | 1,360      | 1,500                   | 1,615       |
| 19.                               | 60 - 64 years.....                                       | 1,775       | 1,715              | 14,180  | 1,485      | 1,455                   | 1,485       |
| 20.                               | 65 - 74 years.....                                       | 3,265       | 3,035              | 21,705  | 2,345      | 2,425                   | 2,130       |
| 21.                               | 75 - 84 years.....                                       | 1,505       | 1,450              | 9,840   | 1,130      | 1,140                   | 935         |
| 22.                               | 85 years and over.....                                   | 355         | 355                | 2,165   | 265        | 265                     | 190         |
| 23.                               | Female, total.....                                       | 38,560      | 36,480             | 358,680                                       | 33,220     | 32,705                  | 42,860      |
| 24.                               | 0 - 4 years.....   | 2,330       | 2,275              | 24,440  | 2,165      | 2,295                   | 3,020       |
| 25.                               | 5 - 9 years.....   | 2,515       | 2,375              | 25,885  | 2,535      | 2,270                   | 2,945       |
| 26.                               | 10 - 14 years.....                                       | 2,750       | 2,580              | 28,550  | 2,730      | 2,585                   | 3,120       |
| 27.                               | 15 years.....  | 605         | 575                | 6,135   | 585        | 555                     | 735         |
| 28.                               | 16 years.....  | 590         | 565                | 5,865   | 525        | 575                     | 670         |
| 29.                               | 17 years.....  | 595         | 545                | 5,685   | 475        | 535                     | 645         |
| 30.                               | 18 years and over.....                                   | 29,180      | 27,555             | 262,115                                       | 24,205     | 23,890                  | 31,720      |
| 31.                               | 18 - 19 years.....                                       | 1,120       | 1,180              | 11,665  | 1,055      | 1,015                   | 1,335       |
| 32.                               | 20 - 24 years.....                                       | 2,990       | 3,070              | 31,780  | 2,695      | 2,600                   | 4,365       |
| 33.                               | 25 - 29 years.....                                       | 3,130       | 2,835              | 31,215  | 2,775      | 2,505                   | 4,065       |
| 34.                               | 30 - 34 years.....                                       | 3,010       | 2,600              | 30,335  | 2,905      | 2,515                   | 3,830       |
| 35.                               | 35 - 39 years.....                                       | 2,905       | 2,600              | 27,840  | 2,610      | 2,305                   | 3,570       |
| 36.                               | 40 - 44 years.....                                       | 2,225       | 2,055              | 20,700  | 1,920      | 1,690                   | 2,710       |
| 37.                               | 45 - 49 years.....                                       | 1,850       | 1,770              | 16,860  | 1,540      | 1,480                   | 2,205       |
| 38.                               | 50 - 54 years.....                                       | 1,885       | 1,655              | 15,645  | 1,475      | 1,425                   | 1,855       |
| 39.                               | 55 - 59 years.....                                       | 1,865       | 1,760              | 15,310  | 1,425      | 1,575                   | 1,665       |
| 40.                               | 60 - 64 years.....                                       | 1,910       | 1,855              | 15,735  | 1,440      | 1,615                   | 1,645       |
| 41.                               | 65 - 74 years.....                                       | 3,585       | 3,530              | 25,765  | 2,480      | 2,875                   | 2,590       |
| 42.                               | 75 - 84 years.....                                       | 2,000       | 1,910              | 14,350  | 1,375      | 1,655                   | 1,450       |
| 43.                               | 85 years and over.....                                   | 710         | 730                | 4,915   | 500        | 640                     | 440         |
| <b>by marital status</b>          |  |             |                    |   |            |                         |             |
| 44.                               | Single (never married), total.....                       | 29,990      | 29,735             | 314,390                                       | 29,850     | 26,625                  | 37,015      |
| 45.                               | Single (never married), 15 years of age<br>and over..... | 14,295      | 14,990             | 152,835                                       | 14,675     | 11,925                  | 18,270      |
| 46.                               | Married.....   | 39,505      | 35,430             | 331,360                                       | 32,620     | 31,745                  | 41,105      |
| 47.                               | Separated.....   | 940         | 1,180              | 13,380  | 1,000      | 1,145                   | 1,655       |
| 48.                               | Widowed.....   | 4,865       | 4,525              | 35,975  | 3,275      | 4,020                   | 3,510       |
| 49.                               | Divorced.....  | 1,820       | 1,650              | 14,335  | 1,005      | 1,300                   | 2,065       |
| <b>by mother tongue</b>           |  |             |                    |   |            |                         |             |
| 50.                               | Single responses.....                                    | 76,755      | 69,730             | 684,440                                       | 64,015     | 64,210                  | 83,840      |
| 51.                               | English.....   | 75,755      | 56,835             | 450,965                                       | 22,505     | 62,490                  | 77,045      |
| 52.                               | French.....  | 535         | 12,475             | 225,585                                       | 40,120     | 1,300                   | 5,005       |
| 53.                               | Non-official languages.....                              | 470         | 420                | 7,885   | 1,390      | 425                     | 1,795       |
| 54.                               | Italian.....   | 5           | 5                  | 455   | 10         | 20                      | 70          |
| 55.                               | German.....  | 120         | 110                | 1,235   | 115        | 145                     | 330         |
| 56.                               | Chinese.....   | 30          | 35                 | 630   | 30         | 10                      | 230         |
| 57.                               | Ukrainian.....   | 10          | 25                 | 110   | 10         | 15                      | 15          |
| 58.                               | Portuguese.....  | 15          | 10                 | 135   | 5          | 5                       | 30          |
| 59.                               | Other languages.....                                     | 290         | 245                | 5,320   | 1,225      | 235                     | 1,115       |
| 60.                               | Multiple responses.....                                  | 370         | 2,780              | 25,000  | 3,735      | 635                     | 1,510       |

**Certaines caractéristiques des circonscriptions électorales fédérales (Ordonnance de représentation de 1987),  
recensement de 1986 - données intégrales**

| Fundy - Royal | Gloucester | Madawaska -<br>Victoria | Miramichi | Moncton | Restigouche | Caractéristiques  | N°         |
|---------------|------------|-------------------------|-----------|---------|-------------|---|------------|
|               |            |                         |           |         |             | <b>CARACTÉRISTIQUES DE LA POPULATION</b>                |            |
| 83,390        | 72,785     | 58,165                  | 56,240    | 88,125  | 54,605      | Population totale.....                                  | 1.         |
|               |            |                         |           |         |             | <b>selon le sexe et l'âge</b>                           |            |
|               |            |                         |           |         |             | <b>Hommes, total.....</b>                               | <b>2.</b>  |
| 41,690        | 36,640     | 28,630                  | 28,440    | 42,195  | 27,205      | 0 - 4 ans.....  | 3.         |
| 3,295         | 2,685      | 2,210                   | 2,050     | 2,885   | 2,075       | 5 - 9 ans.....  | 4.         |
| 3,560         | 3,055      | 2,395                   | 2,415     | 2,945   | 2,220       | 10 - 14 ans.....  | 5.         |
| 3,860         | 3,355      | 2,575                   | 2,690     | 3,330   | 2,265       | 15 ans.....   | 6.         |
| 805           | 685        | 520                     | 555       | 745     | 525         | 16 ans.....   | 7.         |
| 740           | 635        | 530                     | 550       | 710     | 535         | 17 ans.....   | 8.         |
| 735           | 670        | 465                     | 570       | 705     | 515         | 18 ans et plus.....                                     | 9.         |
| 28,685        | 25,555     | 19,935                  | 19,610    | 30,870  | 19,075      | 18 - 19 ans.....  | 10.        |
| 1,355         | 1,420      | 985                     | 1,075     | 1,460   | 985         | 20 - 24 ans.....  | 11.        |
| 3,060         | 3,400      | 2,475                   | 2,555     | 3,900   | 2,435       | 25 - 29 ans.....  | 12.        |
| 3,255         | 3,215      | 2,680                   | 2,395     | 3,610   | 2,510       | 30 - 34 ans.....  | 13.        |
| 3,505         | 3,115      | 2,475                   | 2,305     | 3,670   | 2,370       | 35 - 39 ans.....  | 14.        |
| 3,655         | 3,005      | 2,235                   | 2,180     | 3,570   | 2,245       | 40 - 44 ans.....  | 15.        |
| 2,840         | 2,250      | 1,650                   | 1,615     | 2,775   | 1,690       | 45 - 49 ans.....  | 16.        |
| 2,130         | 1,760      | 1,225                   | 1,300     | 2,195   | 1,335       | 50 - 54 ans.....  | 17.        |
| 1,680         | 1,525      | 1,180                   | 1,265     | 1,950   | 1,200       | 55 - 59 ans.....  | 18.        |
| 1,635         | 1,295      | 1,185                   | 1,165     | 1,805   | 1,075       | 60 - 64 ans.....  | 19.        |
| 1,685         | 1,270      | 1,170                   | 1,060     | 1,880   | 980         | 65 - 74 ans.....  | 20.        |
| 2,480         | 2,070      | 1,725                   | 1,765     | 2,655   | 1,445       | 75 - 84 ans.....  | 21.        |
| 1,170         | 975        | 790                     | 765       | 1,115   | 685         | 85 ans et plus.....                                     | 22.        |
| 240           | 245        | 160                     | 170       | 280     | 120         |   |            |
| 41,700        | 36,150     | 29,530                  | 27,805    | 45,930  | 27,400      | <b>Femmes, total.....</b>                               | <b>23.</b> |
| 3,165         | 2,450      | 2,130                   | 1,940     | 2,850   | 1,985       | 0 - 4 ans.....  | 24.        |
| 3,320         | 2,865      | 2,270                   | 2,140     | 2,920   | 2,170       | 5 - 9 ans.....  | 25.        |
| 3,740         | 3,205      | 2,430                   | 2,605     | 3,190   | 2,215       | 10 - 14 ans.....  | 26.        |
| 775           | 660        | 520                     | 530       | 710     | 470         | 15 ans.....   | 27.        |
| 740           | 645        | 470                     | 520       | 690     | 470         | 16 ans.....   | 28.        |
| 695           | 690        | 435                     | 505       | 680     | 430         | 17 ans.....   | 29.        |
| 29,270        | 25,630     | 21,275                  | 19,565    | 34,890  | 19,660      | 18 ans et plus.....                                     | 30.        |
| 1,280         | 1,375      | 995                     | 1,005     | 1,340   | 945         | 18 - 19 ans.....  | 31.        |
| 3,005         | 3,395      | 2,500                   | 2,410     | 4,190   | 2,465       | 20 - 24 ans.....  | 32.        |
| 3,395         | 3,210      | 2,715                   | 2,375     | 3,945   | 2,510       | 25 - 29 ans.....  | 33.        |
| 3,700         | 3,260      | 2,485                   | 2,225     | 3,915   | 2,420       | 30 - 34 ans.....  | 34.        |
| 3,615         | 2,880      | 2,190                   | 2,065     | 3,715   | 2,165       | 35 - 39 ans.....  | 35.        |
| 2,560         | 2,155      | 1,565                   | 1,395     | 2,925   | 1,575       | 40 - 44 ans.....  | 36.        |
| 1,940         | 1,635      | 1,345                   | 1,315     | 2,255   | 1,270       | 45 - 49 ans.....  | 37.        |
| 1,740         | 1,405      | 1,305                   | 1,210     | 2,075   | 1,245       | 50 - 54 ans.....  | 38.        |
| 1,670         | 1,365      | 1,270                   | 1,135     | 2,065   | 1,115       | 55 - 59 ans.....  | 39.        |
| 1,660         | 1,370      | 1,430                   | 1,120     | 2,225   | 1,085       | 60 - 64 ans.....  | 40.        |
| 2,750         | 2,030      | 2,110                   | 1,990     | 3,520   | 1,680       | 65 - 74 ans.....  | 41.        |
| 1,470         | 1,200      | 1,050                   | 1,005     | 2,000   | 920         | 75 - 84 ans.....  | 42.        |
| 480           | 355        | 305                     | 315       | 725     | 260         | 85 ans et plus.....                                     | 43.        |
|               |            |                         |           |         |             | <b>selon l'état matrimonial</b>                         |            |
| 35,975        | 34,975     | 25,850                  | 26,615    | 37,855  | 24,915      | Célibataires (jamais marié(e)s), total.....             | 44.        |
| 15,035        | 17,360     | 11,840                  | 12,780    | 19,735  | 11,985      | Célibataires (jamais marié(e)s), 15<br>ans et plus..... | 45.        |
| 41,000        | 32,495     | 27,325                  | 25,165    | 41,475  | 25,290      | Marié(e)s.....  | 46.        |
| 1,150         | 1,450      | 1,055                   | 860       | 1,705   | 1,075       | Séparé(e)s.....   | 47.        |
| 3,770         | 2,965      | 3,105                   | 2,780     | 4,605   | 2,575       | Veufs (ves).....  | 48.        |
| 1,495         | 905        | 830                     | 825       | 2,480   | 750         | Divorcé(e)s.....  | 49.        |
|               |            |                         |           |         |             | <b>selon la langue maternelle</b>                       |            |
| 82,360        | 69,165     | 55,305                  | 54,350    | 83,650  | 51,020      | Réponses uniques.....                                   | 50.        |
| 79,155        | 11,670     | 13,095                  | 38,370    | 59,065  | 15,730      | Anglais.....  | 51.        |
| 2,315         | 57,295     | 41,665                  | 15,425    | 23,650  | 35,110      | Français.....   | 52.        |
| 890           | 195        | 545                     | 555       | 930     | 185         | Langues non officielles.....                            | 53.        |
| 90            | 15         | 5                       | 5         | 170     | 10          | Italien.....  | 54.        |
| 270           | 35         | 25                      | 70        | 130     | 25          | Allemand.....   | 55.        |
| 20            | 30         | 25                      | 25        | 120     | 20          | Chinois.....  | 56.        |
| 25            | 5          | 5                       | 5         | 20      | -           | Ukrainien.....  | 57.        |
| 5             | -          | -                       | 5         | 10      | -           | Portugais.....  | 58.        |
| 485           | 110        | 485                     | 440       | 485     | 125         | Autres langues.....                                     | 59.        |
| 1,025         | 3,625      | 2,860                   | 1,895     | 4,480   | 3,585       | Réponses multiples.....                                 | 60.        |

## Selected Characteristics for Federal Electoral Districts (1987 Representation Order), 1986 Census - 100% data

| No.  | Characteristics  | South Shore | South West<br>Nova | New Brunswick<br>- Nouveau-<br>Brunswick ‡ | Beauséjour | Carleton -<br>Charlotte | Fredericton |
|--|--|-------------|--------------------|--|------------|-------------------------|-------------|
|  |  | PROVINCE    |                    |  |            |                         |             |
| <b>DWELLING CHARACTERISTICS</b>              |  |             |                    |  |            |                         |             |
| 1.   | Total number of occupied private dwellings.....            | 27,160      | 24,885             | 231,680                                    | 21,225     | 21,870                  | 28,725      |
| by tenure                                    |  |             |                    |  |            |                         |             |
| 2.   | Owned.....   | 22,490      | 19,845             | 171,820                                    | 17,635     | 18,285                  | 19,850      |
| 3.   | Rented.....  | 4,660       | 5,015              | 58,890                                     | 3,305      | 3,545                   | 8,755       |
| 4.   | On reserve (1).....  | 5           | 30                 | 875  | 285        | 40                      | 125         |
| by type of dwelling                          |  |             |                    |  |            |                         |             |
| 5.   | Single-detached house.....                                 | 23,320      | 20,720             | 168,350                                    | 18,225     | 18,595                  | 20,350      |
| 6.   | Apartment, 5 or more storeys.....                          | -           | 5                  | 3,480                                      | 70         | 5                       | 300         |
| 7.   | Movable dwelling.....                                      | 815         | 530                | 7,060                                      | 615        | 995                     | 630         |
| 8.   | All other types (2).....                                   | 3,015       | 3,630              | 51,785                                     | 2,315      | 2,275                   | 7,450       |
| <b>HOUSEHOLD CHARACTERISTICS</b>             |  |             |                    |  |            |                         |             |
| Private Households                           |  |             |                    |  |            |                         |             |
| 9.   | Total number of private households.....                    | 27,160      | 24,885             | 231,685                                    | 21,225     | 21,870                  | 28,730      |
| by size of household                         |  |             |                    |  |            |                         |             |
| 10.  | 1 person.....  | 4,935       | 4,700              | 38,265                                     | 2,880      | 3,915                   | 4,730       |
| 11.  | 2 persons.....   | 8,625       | 7,705              | 63,525                                     | 5,680      | 6,480                   | 8,510       |
| 12.  | 3 persons.....   | 5,310       | 4,595              | 44,820                                     | 4,305      | 3,945                   | 5,880       |
| 13.  | 4 - 5 persons.....   | 7,325       | 6,805              | 72,845                                     | 7,130      | 6,455                   | 8,610       |
| 14.  | 6 - 9 persons.....   | 940         | 1,065              | 11,840                                     | 1,195      | 1,060                   | 985         |
| 15.  | 10 or more persons.....                                    | 20          | 20                 | 290  | 30         | 15                      | 15          |
| by number of families                        |  |             |                    |  |            |                         |             |
| 16.  | Non-family household.....                                  | 5,875       | 5,650              | 47,840                                     | 3,590      | 4,670                   | 6,245       |
| 17.  | 1 census family.....                                       | 20,975      | 18,945             | 180,830                                    | 17,315     | 16,925                  | 22,130      |
| 18.  | 2 or more census families.....                             | 305         | 290                | 3,015                                      | 325        | 270                     | 350         |
| Persons in Private Households                |  |             |                    |  |            |                         |             |
| 19.  | Total.....   | 75,775      | 70,235             | 694,405                                    | 65,955     | 63,625                  | 82,775      |
| 20.  | Average number of persons per household.....               | 2.8         | 2.8                | 3.0  | 3.1        | 2.9                     | 2.9         |
| <b>CENSUS FAMILY CHARACTERISTICS</b>         |  |             |                    |  |            |                         |             |
| Census Families                              |  |             |                    |  |            |                         |             |
| 21.  | Total number of census families in private households..... | 21,595      | 19,535             | 186,890                                    | 17,965     | 17,470                  | 22,840      |
| by size of family                            |  |             |                    |  |            |                         |             |
| 22.  | 2 persons.....   | 9,075       | 8,110              | 66,410                                     | 6,150      | 6,840                   | 8,590       |
| 23.  | 3 persons.....   | 5,095       | 4,360              | 43,630                                     | 4,265      | 3,820                   | 5,595       |
| 24.  | 4 persons.....   | 5,035       | 4,570              | 48,205                                     | 4,810      | 4,220                   | 5,855       |
| 25.  | 5 or more persons.....                                     | 2,385       | 2,490              | 28,645                                     | 2,735      | 2,590                   | 2,795       |
| by family structure and presence of children |  |             |                    |  |            |                         |             |
| 26.  | Number of husband-wife families.....                       | 19,400      | 17,295             | 162,025                                    | 15,950     | 15,545                  | 20,050      |
| 27.  | With no children at home.....                              | 7,740       | 6,785              | 52,680                                     | 5,065      | 5,785                   | 6,965       |
| 28.  | With children at home.....                                 | 11,665      | 10,510             | 109,345                                    | 10,885     | 9,755                   | 13,085      |
| 29.  | 1 child at home.....                                       | 4,485       | 3,760              | 36,270                                     | 3,700      | 3,260                   | 4,745       |
| 30.  | 2 children at home.....                                    | 4,840       | 4,345              | 45,560                                     | 4,560      | 3,990                   | 5,620       |
| 31.  | 3 or more children at home.....                            | 2,340       | 2,400              | 27,515                                     | 2,620      | 2,495                   | 2,720       |
| 32.  | Number of lone-parent families.....                        | 2,195       | 2,235              | 24,865                                     | 2,010      | 1,930                   | 2,790       |
| 33.  | Male parent.....   | 495         | 420                | 4,345                                      | 395        | 380                     | 495         |
| 34.  | 1 child at home.....                                       | 320         | 260                | 2,485                                      | 220        | 220                     | 300         |
| 35.  | 2 children at home.....                                    | 125         | 100                | 1,200                                      | 105        | 105                     | 145         |
| 36.  | 3 or more children at home.....                            | 50          | 60                 | 655  | 65         | 50                      | 50          |
| 37.  | Female parent.....   | 1,695       | 1,815              | 20,520                                     | 1,620      | 1,545                   | 2,290       |
| 38.  | 1 child at home.....                                       | 1,020       | 1,070              | 11,240                                     | 860        | 830                     | 1,325       |
| 39.  | 2 children at home.....                                    | 480         | 490                | 6,165                                      | 465        | 450                     | 705         |
| 40.  | 3 or more children at home.....                            | 195         | 260                | 3,120                                      | 295        | 265                     | 260         |

See note(s) and footnote(s) at end of publication.

**Certaines caractéristiques des circonscriptions électorales fédérales (Ordonnance de représentation de 1987),  
recensement de 1986 - données intégrales**

| Fundy - Royal  | Gloucester | Madawaska -<br>Victoria | Miramichi | Moncton | Restigouche | Caractéristiques   | N°  |
|--|------------|-------------------------|-----------|---------|-------------|--|-----|
| <b>CARACTÉRISTIQUES DU LOGEMENT</b>                              |            |                         |           |         |             |  |     |
| 26,685   | 21,560     | 18,750                  | 16,800    | 30,575  | 16,990      | Nombre total de logements privés occupés.....                        | 1.  |
| <b>selon le mode d'occupation</b>                                |            |                         |           |         |             |  |     |
| 22,800   | 17,510     | 13,900                  | 13,845    | 20,270  | 13,455      | Possédé.....   | 2.  |
| 3,880  | 4,040      | 4,665                   | 2,790     | 10,315  | 3,470       | Loué.....  | 3.  |
| -  | 15         | 180                     | 170       | -       | 60          | Dans une réserve(1).....   | 4.  |
| <b>selon le type de logement</b>                                 |            |                         |           |         |             |  |     |
| 22,615   | 17,785     | 13,820                  | 14,310    | 19,450  | 13,040      | Maison individuelle non attenante.....                               | 5.  |
| 25   | 35         | 50                      | 15        | 1,180   | 50          | Appartement, 5 étages ou plus.....                                   | 6.  |
| 1,405  | 390        | 530                     | 710       | 515     | 640         | Logement mobile.....   | 7.  |
| 2,640  | 3,355      | 4,355                   | 1,765     | 9,435   | 3,260       | Tous autres types(2).....  | 8.  |
| <b>CARACTÉRISTIQUES DU MÉNAGE</b>                                |            |                         |           |         |             |  |     |
| <b>Ménages privés</b>  |            |                         |           |         |             |  |     |
| 26,680   | 21,565     | 18,750                  | 16,805    | 30,580  | 16,990      | Nombre total de ménages privés.....                                  | 9.  |
| <b>selon la taille du ménage</b>                                 |            |                         |           |         |             |  |     |
| 3,770  | 2,725      | 2,995                   | 2,345     | 5,665   | 2,315       | 1 personne.....  | 10. |
| 7,290  | 4,950      | 4,980                   | 3,965     | 9,115   | 4,115       | 2 personnes.....   | 11. |
| 4,985  | 4,250      | 3,645                   | 3,245     | 5,885   | 3,455       | 3 personnes.....   | 12. |
| 9,205  | 7,765      | 6,105                   | 5,765     | 8,870   | 6,220       | 4 - 5 personnes.....   | 13. |
| 1,415  | 1,800      | 990                     | 1,425     | 1,020   | 860         | 6 - 9 personnes.....   | 14. |
| 15   | 70         | 30                      | 55        | 20      | 25          | 10 personnes ou plus.....  | 15. |
| <b>selon le nombre de familles</b>                               |            |                         |           |         |             |  |     |
| 4,590  | 3,435      | 3,660                   | 2,915     | 7,355   | 2,850       | Ménage non familial.....   | 16. |
| 21,810   | 17,730     | 14,900                  | 13,540    | 22,885  | 13,910      | 1 famille de recensement.....  | 17. |
| 285  | 395        | 185                     | 340       | 340     | 230         | 2 familles de recensement ou plus.....                               | 18. |
| <b>Personnes dans les ménages privés</b>                         |            |                         |           |         |             |  |     |
| 82,355   | 71,720     | 56,995                  | 55,130    | 86,310  | 53,475      | Total.....   | 19. |
| 3.1  | 3.3        | 3.0                     | 3.3       | 2.8     | 3.1         | Nombre moyen de personnes par ménage.....                            | 20. |
| <b>CARACTÉRISTIQUES DE LA FAMILLE DE RECENSEMENT</b>             |            |                         |           |         |             |  |     |
| <b>Familles de recensement</b>                                   |            |                         |           |         |             |  |     |
| 22,385   | 18,530     | 15,285                  | 14,230    | 23,565  | 14,375      | Nombre total de familles de recensement dans les ménages privés..... | 21. |
| <b>selon la taille de la famille</b>                             |            |                         |           |         |             |  |     |
| 7,675  | 5,580      | 5,175                   | 4,425     | 9,120   | 4,455       | 2 personnes.....   | 22. |
| 4,875  | 4,260      | 3,590                   | 3,255     | 5,550   | 3,490       | 3 personnes.....   | 23. |
| 6,090  | 5,005      | 4,010                   | 3,650     | 6,015   | 4,155       | 4 personnes.....   | 24. |
| 3,750  | 3,685      | 2,505                   | 2,895     | 2,880   | 2,275       | 5 personnes ou plus.....   | 25. |
| <b>selon la structure de la famille et la présence d'enfants</b> |            |                         |           |         |             |  |     |
| 20,170   | 15,885     | 13,355                  | 12,265    | 20,320  | 12,350      | Nombre de familles époux-épouse.....                                 | 26. |
| 6,460  | 4,195      | 4,130                   | 3,400     | 7,260   | 3,330       | Sans enfants à la maison.....  | 27. |
| 13,715   | 11,685     | 9,220                   | 8,870     | 13,060  | 9,020       | Avec enfants à la maison.....  | 28. |
| 4,185  | 3,515      | 3,005                   | 2,675     | 4,555   | 2,890       | 1 enfant à la maison.....  | 29. |
| 5,860  | 4,675      | 3,810                   | 3,435     | 5,710   | 3,950       | 2 enfants à la maison.....   | 30. |
| 3,665  | 3,500      | 2,405                   | 2,755     | 2,790   | 2,175       | 3 enfants ou plus à la maison.....                                   | 31. |
| 2,210  | 2,645      | 1,925                   | 1,965     | 3,245   | 2,025       | Nombre de familles monoparentales.....                               | 32. |
| 455  | 555        | 325                     | 385       | 450     | 385         | Parent de sexe masculin.....   | 33. |
| 265  | 285        | 185                     | 210       | 280     | 215         | 1 enfant à la maison.....  | 34. |
| 120  | 150        | 90                      | 105       | 125     | 105         | 2 enfants à la maison.....   | 35. |
| 70   | 115        | 50                      | 75        | 50      | 65          | 3 enfants ou plus à la maison.....                                   | 36. |
| 1,755  | 2,095      | 1,600                   | 1,580     | 2,800   | 1,640       | Parent de sexe féminin.....  | 37. |
| 945  | 1,095      | 860                     | 815       | 1,585   | 915         | 1 enfant à la maison.....  | 38. |
| 570  | 590        | 490                     | 480       | 865     | 495         | 2 enfants à la maison.....   | 39. |
| 240  | 405        | 250                     | 280       | 340     | 235         | 3 enfants ou plus à la maison.....                                   | 40. |

**Selected Characteristics for Federal Electoral Districts (1987 Representation Order), 1986 Census - 100% data**

| No.  | Characteristics  | South Shore | South West Nova | New Brunswick - Nouveau-Brunswick † | Beauséjour | Carleton - Charlotte | Fredericton |
|--|--|-------------|-----------------|-------------------------------------|------------|----------------------|-------------|
|  |  |             |                 | PROVINCE                            |            |                      |             |
| <b>CENSUS FAMILY CHARACTERISTICS (concluded)</b> |  |             |                 |                                     |            |                      |             |
| <b>Children in Census Families</b>               |  |             |                 |                                     |            |                      |             |
| 1.   | Total number of children at home.....                        | 25,290      | 24,130          | 262,190                             | 25,195     | 22,940               | 29,225      |
| by age   |  |             |                 |                                     |            |                      |             |
| 2.   | Under 6 years of age.....                                    | 5,615       | 5,390           | 57,895                              | 5,275      | 5,270                | 7,080       |
| 3.   | 6 - 14 years.....  | 9,560       | 8,745           | 98,555                              | 9,325      | 8,925                | 11,050      |
| 4.   | 15 - 17 years.....   | 3,415       | 3,310           | 34,170                              | 3,175      | 3,195                | 3,895       |
| 5.   | 18 - 24 years.....   | 4,855       | 5,045           | 52,790                              | 5,305      | 4,130                | 5,510       |
| 6.   | 25 years and over.....                                       | 1,845       | 1,645           | 18,785                              | 2,125      | 1,415                | 1,695       |
| 7.   | Average number of children per census family(3) .            | 1.2         | 1.2             | 1.4                                 | 1.4        | 1.3                  | 1.3         |
| <b>Persons in Private Households</b>             |  |             |                 |                                     |            |                      |             |
| by census family status and living arrangements  |  |             |                 |                                     |            |                      |             |
| 8.   | Total number of persons.....                                 | 75,770      | 70,235          | 694,405                             | 65,955     | 63,620               | 82,775      |
| 9.   | Number of non-family persons.....                            | 9,485       | 9,270           | 83,305                              | 6,845      | 7,670                | 10,665      |
| 10.  | Living with relatives(4).....                                | 2,905       | 3,030           | 26,525                              | 2,620      | 2,615                | 2,800       |
| 11.  | Living with non-relatives only.....                          | 1,640       | 1,545           | 18,515                              | 1,335      | 1,145                | 3,140       |
| 12.  | Living alone.....  | 4,935       | 4,700           | 38,265                              | 2,885      | 3,915                | 4,730       |
| 13.  | Number of family persons.....                                | 66,290      | 60,965          | 611,105                             | 59,110     | 55,950               | 72,110      |
| 14.  | Average number of persons per census family.....             | 3.1         | 3.1             | 3.3                                 | 3.3        | 3.2                  | 3.2         |
| 15.  | Total number of persons 65 years and over.....               | 10,800      | 10,340          | 72,575                              | 7,415      | 8,400                | 7,325       |
| 16.  | Number of non-family persons 65 years and over.....          | 4,120       | 3,990           | 27,945                              | 2,530      | 3,295                | 2,815       |
| 17.  | Living with relatives(4).....                                | 1,125       | 1,185           | 8,565                               | 930        | 900                  | 830         |
| 18.  | Living with non-relatives only.....                          | 320         | 300             | 2,130                               | 175        | 185                  | 210         |
| 19.  | Living alone.....  | 2,675       | 2,510           | 17,255                              | 1,430      | 2,210                | 1,775       |
| 20.  | Number of family persons 65 years and over..                 | 6,680       | 6,350           | 44,630                              | 4,880      | 5,105                | 4,515       |
| <b>ECONOMIC FAMILY CHARACTERISTICS</b>           |  |             |                 |                                     |            |                      |             |
| <b>Economic Families</b>                         |  |             |                 |                                     |            |                      |             |
| 21.  | Total number of economic families in private households..... | 21,830      | 19,835          | 188,810                             | 18,060     | 17,700               | 23,060      |
| by size of family                                |  |             |                 |                                     |            |                      |             |
| 22.  | 2 persons.....   | 8,530       | 7,630           | 62,095                              | 5,630      | 6,425                | 8,125       |
| 23.  | 3 persons.....   | 5,240       | 4,515           | 43,905                              | 4,265      | 3,900                | 5,635       |
| 24.  | 4 persons.....   | 5,150       | 4,660           | 48,935                              | 4,845      | 4,315                | 5,985       |
| 25.  | 5 or more persons.....                                       | 2,910       | 3,025           | 33,870                              | 3,325      | 3,060                | 3,315       |
| <b>Persons in Private Households</b>             |  |             |                 |                                     |            |                      |             |
| 26.  | Total.....   | 75,770      | 70,235          | 694,410                             | 65,955     | 63,620               | 82,770      |
| 27.  | Number of unattached individuals.....                        | 6,580       | 6,240           | 56,780                              | 4,215      | 5,055                | 7,865       |
| 28.  | Number of economic family persons.....                       | 69,195      | 63,995          | 637,625                             | 61,735     | 58,565               | 74,910      |
| 29.  | Average number of persons per economic family...             | 3.2         | 3.2             | 3.4                                 | 3.4        | 3.3                  | 3.2         |

See note(s) and footnote(s) at end of publication.



**Certaines caractéristiques des circonscriptions électorales fédérales (Ordonnance de représentation de 1987),  
recensement de 1986 - données intégrales**

| Fundy - Royal | Gloucester | Madawaska -<br>Victoria | Miramichi | Moncton | Restigouche | Caractéristiques  | N°  |
|---------------|------------|-------------------------|-----------|---------|-------------|---|-----|
|               |            |                         |           |         |             | <b>CARACTÉRISTIQUES DE LA FAMILLE DE<br/>RECENSEMENT<br/>(fin)</b>  |     |
|               |            |                         |           |         |             | <b>Enfants dans les familles de recensement</b>   |     |
| 31,890        | 30,000     | 22,060                  | 22,875    | 30,270  | 21,370      | <b>Nombre total d'enfants à la maison.....</b>  | 1.  |
|               |            |                         |           |         |             | <b>selon l'âge</b>  |     |
| 7,605         | 5,950      | 5,115                   | 4,560     | 6,670   | 4,740       | Moins de 6 ans.....   | 2.  |
| 12,885        | 11,075     | 8,535                   | 8,640     | 11,005  | 7,815       | 6 - 14 ans.....   | 3.  |
| 4,245         | 3,770      | 2,735                   | 3,035     | 3,995   | 2,775       | 15 - 17 ans.....  | 4.  |
| 5,555         | 6,580      | 4,190                   | 4,755     | 6,480   | 4,460       | 18 - 24 ans.....  | 5.  |
| 1,610         | 2,625      | 1,490                   | 1,890     | 2,125   | 1,575       | 25 ans et plus.....   | 6.  |
| 1.4           | 1.6        | 1.4                     | 1.6       | 1.3     | 1.5         | <b>Nombre moyen d'enfants par famille de<br/>recensement (3).....</b>   | 7.  |
|               |            |                         |           |         |             | <b>Personnes dans les ménages privés</b>  |     |
|               |            |                         |           |         |             | <b>selon la situation des particuliers dans<br/>la famille de recensement et modalité de vie</b>                      |     |
| 82,355        | 71,725     | 57,000                  | 55,130    | 86,310  | 53,475      | <b>Nombre total de personnes.....</b>   | 8.  |
| 7,905         | 7,300      | 6,300                   | 5,765     | 12,155  | 5,390       | Nombre de personnes hors famille.....   | 9.  |
| 2,580         | 2,800      | 1,900                   | 2,430     | 3,115   | 1,940       | Vivant avec des personnes apparentées (4)....   | 10. |
|               |            |                         |           |         |             | Vivant avec des personnes non apparentées<br>seulement.....   | 11. |
| 1,555         | 1,775      | 1,400                   | 985       | 3,370   | 1,140       | Vivant seules.....  | 12. |
| 3,770         | 2,725      | 3,000                   | 2,350     | 5,665   | 2,315       | Nombre de personnes dans les familles.....  | 13. |
| 74,445        | 64,420     | 50,695                  | 49,365    | 74,155  | 48,085      | <b>Nombre moyen de personnes par famille de<br/>recensement.....</b>  | 14. |
| 3.3           | 3.5        | 3.3                     | 3.5       | 3.1     | 3.3         |   |     |
| 8,135         | 6,320      | 5,560                   | 5,645     | 9,360   | 4,600       | <b>Nombre total de personnes de 65 ans et plus...<br/>Nombre de personnes hors famille de 65 ans<br/>et plus.....</b> | 15. |
| 3,045         | 2,150      | 2,160                   | 2,060     | 3,730   | 1,725       | Vivant avec des personnes apparentées (4)...  | 16. |
| 925           | 885        | 600                     | 730       | 1,005   | 610         | Vivant avec des personnes non apparentées<br>seulement.....   | 17. |
| 230           | 230        | 220                     | 135       | 310     | 150         | Vivant seules.....  | 18. |
| 1,890         | 1,030      | 1,335                   | 1,200     | 2,420   | 960         | Nombre de personnes de 65 ans et plus dans<br>les familles.....   | 19. |
| 5,090         | 4,175      | 3,405                   | 3,590     | 5,625   | 2,880       |   | 20. |
|               |            |                         |           |         |             | <b>CARACTÉRISTIQUES DE LA FAMILLE<br/>ÉCONOMIQUE</b>  |     |
|               |            |                         |           |         |             | <b>Familles économiques</b>   |     |
| 22,575        | 18,525     | 15,455                  | 14,270    | 23,895  | 14,460      | <b>Nombre total de familles économiques dans les<br/>ménages privés.....</b>  | 21. |
|               |            |                         |           |         |             | <b>selon la taille de la famille</b>  |     |
| 7,205         | 4,955      | 4,920                   | 3,945     | 8,660   | 4,105       | 2 personnes.....  | 22. |
| 4,960         | 4,180      | 3,605                   | 3,225     | 5,675   | 3,435       | 3 personnes.....  | 23. |
| 6,160         | 5,030      | 4,085                   | 3,685     | 6,075   | 4,220       | 4 personnes.....  | 24. |
| 4,245         | 4,355      | 2,850                   | 3,410     | 3,480   | 2,705       | 5 personnes ou plus.....  | 25. |
|               |            |                         |           |         |             | <b>Personnes dans les ménages privés</b>  |     |
| 82,355        | 71,720     | 57,000                  | 55,130    | 86,305  | 53,480      | <b>Total.....</b>   | 26. |
| 5,330         | 4,500      | 4,400                   | 3,330     | 9,035   | 3,450       | Nombre de personnes seules.....   | 27. |
| 77,030        | 67,225     | 52,595                  | 51,795    | 77,265  | 50,030      | Nombre de personnes dans la famille<br>économique.....  | 28. |
| 3.4           | 3.6        | 3.4                     | 3.6       | 3.2     | 3.5         | <b>Nombre moyen de personnes par famille<br/>économique.....</b>  | 29. |

## Selected Characteristics for Federal Electoral Districts (1987 Representation Order), 1986 Census - 100% data

| No.                               | Characteristics  | Saint John | Quebec -<br>Québec † | Abitibi | Ahuntsic | Anjou -<br>Rivière-des-<br>Prairies | Argenteuil -<br>Papineau |
|-----------------------------------|--|------------|----------------------|---------|----------|-------------------------------------|--------------------------|
|                                   |  | PROVINCE   |                      |         |          |                                     |                          |
| <b>POPULATION CHARACTERISTICS</b> |  |            |                      |         |          |                                     |                          |
| 1.                                | Total population.....                                    | 78,180     | 6,532,460            | 86,990  | 91,015   | 97,635                              | 73,520                   |
| by sex and age                    |  |            |                      |         |          |                                     |                          |
| 2.                                | Male, total.....   | 36,805     | 3,201,220            | 44,460  | 42,270   | 47,205                              | 37,070                   |
| 3.                                | 0 - 4 years.....   | 2,520      | 221,380              | 4,185   | 1,995    | 3,005                               | 2,455                    |
| 4.                                | 5 - 9 years.....   | 2,575      | 241,630              | 4,370   | 1,990    | 3,080                               | 2,670                    |
| 5.                                | 10 - 14 years.....                                       | 2,750      | 224,970              | 4,135   | 2,045    | 3,115                               | 2,640                    |
| 6.                                | 15 years.....  | 645        | 47,700               | 795     | 480      | 820                                 | 540                      |
| 7.                                | 16 years.....  | 620        | 48,475               | 760     | 495      | 825                                 | 560                      |
| 8.                                | 17 years.....  | 635        | 47,895               | 785     | 555      | 825                                 | 560                      |
| 9.                                | 18 years and over.....                                   | 27,055     | 2,369,170            | 29,435  | 34,705   | 35,550                              | 27,645                   |
| 10.                               | 18 - 19 years.....                                       | 1,245      | 99,250               | 1,430   | 1,310    | 1,575                               | 1,060                    |
| 11.                               | 20 - 24 years.....                                       | 3,785      | 294,800              | 4,000   | 4,635    | 4,685                               | 2,885                    |
| 12.                               | 25 - 29 years.....                                       | 3,530      | 308,310              | 4,430   | 4,795    | 4,800                               | 2,950                    |
| 13.                               | 30 - 34 years.....                                       | 2,860      | 286,380              | 4,160   | 3,545    | 4,060                               | 3,085                    |
| 14.                               | 35 - 39 years.....                                       | 2,540      | 264,875              | 3,475   | 2,805    | 3,905                               | 3,075                    |
| 15.                               | 40 - 44 years.....                                       | 1,985      | 223,865              | 2,745   | 2,480    | 3,360                               | 2,535                    |
| 16.                               | 45 - 49 years.....                                       | 1,815      | 175,520              | 1,880   | 2,350    | 2,915                               | 2,045                    |
| 17.                               | 50 - 54 years.....                                       | 1,750      | 162,335              | 1,795   | 2,675    | 2,785                               | 1,935                    |
| 18.                               | 55 - 59 years.....                                       | 1,815      | 155,165              | 1,640   | 2,735    | 2,550                               | 2,080                    |
| 19.                               | 60 - 64 years.....                                       | 1,720      | 134,870              | 1,380   | 2,465    | 1,925                               | 1,950                    |
| 20.                               | 65 - 74 years.....                                       | 2,660      | 176,655              | 1,730   | 3,285    | 2,060                               | 2,750                    |
| 21.                               | 75 - 84 years.....                                       | 1,135      | 73,090               | 655     | 1,365    | 760                                 | 1,105                    |
| 22.                               | 85 years and over.....                                   | 230        | 14,070               | 115     | 255      | 160                                 | 200                      |
| 23.                               | Female, total.....                                       | 41,370     | 3,331,240            | 42,530  | 48,745   | 50,425                              | 36,460                   |
| 24.                               | 0 - 4 years.....   | 2,445      | 210,530              | 3,995   | 1,920    | 2,875                               | 2,465                    |
| 25.                               | 5 - 9 years.....   | 2,450      | 228,680              | 4,100   | 1,815    | 3,055                               | 2,560                    |
| 26.                               | 10 - 14 years.....                                       | 2,730      | 213,850              | 3,785   | 2,085    | 3,050                               | 2,345                    |
| 27.                               | 15 years.....  | 590        | 44,995               | 735     | 490      | 650                                 | 535                      |
| 28.                               | 16 years.....  | 555        | 45,790               | 700     | 475      | 685                                 | 535                      |
| 29.                               | 17 years.....  | 585        | 45,350               | 750     | 540      | 695                                 | 510                      |
| 30.                               | 18 years and over.....                                   | 32,010     | 2,542,040            | 28,460  | 41,420   | 39,420                              | 27,505                   |
| 31.                               | 18 - 19 years.....                                       | 1,310      | 96,050               | 1,375   | 1,290    | 1,525                               | 1,035                    |
| 32.                               | 20 - 24 years.....                                       | 4,160      | 290,630              | 4,035   | 4,705    | 4,770                               | 2,645                    |
| 33.                               | 25 - 29 years.....                                       | 3,725      | 312,370              | 4,480   | 4,605    | 4,965                               | 3,135                    |
| 34.                               | 30 - 34 years.....                                       | 3,085      | 290,660              | 3,910   | 3,465    | 4,465                               | 2,970                    |
| 35.                               | 35 - 39 years.....                                       | 2,725      | 268,550              | 3,190   | 3,210    | 4,225                               | 2,825                    |
| 36.                               | 40 - 44 years.....                                       | 2,205      | 225,880              | 2,480   | 2,980    | 3,695                               | 2,455                    |
| 37.                               | 45 - 49 years.....                                       | 1,880      | 178,915              | 1,840   | 2,885    | 3,070                               | 1,935                    |
| 38.                               | 50 - 54 years.....                                       | 1,905      | 168,835              | 1,645   | 3,205    | 2,930                               | 1,875                    |
| 39.                               | 55 - 59 years.....                                       | 2,030      | 167,890              | 1,540   | 3,420    | 2,665                               | 1,990                    |
| 40.                               | 60 - 64 years.....                                       | 2,155      | 155,445              | 1,360   | 3,255    | 2,265                               | 2,065                    |
| 41.                               | 65 - 74 years.....                                       | 3,725      | 230,855              | 1,705   | 5,070    | 2,875                               | 2,895                    |
| 42.                               | 75 - 84 years.....                                       | 2,220      | 122,895              | 735     | 2,575    | 1,505                               | 1,345                    |
| 43.                               | 85 years and over.....                                   | 895        | 33,070               | 160     | 760      | 460                                 | 335                      |
| by marital status                 |  |            |                      |         |          |                                     |                          |
| 44.                               | Single (never married), total.....                       | 34,710     | 2,841,060            | 42,100  | 37,045   | 40,890                              | 29,200                   |
| 45.                               | Single (never married), 15 years of age<br>and over..... | 19,230     | 1,500,015            | 17,530  | 25,200   | 22,720                              | 14,060                   |
| 46.                               | Married.....   | 33,130     | 3,061,855            | 39,035  | 41,975   | 46,975                              | 37,410                   |
| 47.                               | Separated.....   | 2,285      | 112,845              | 1,395   | 2,190    | 2,110                               | 1,115                    |
| 48.                               | Widowed.....   | 5,370      | 317,795              | 2,930   | 6,305    | 4,445                               | 3,855                    |
| 49.                               | Divorced.....  | 2,685      | 198,910              | 1,535   | 3,500    | 3,215                               | 1,950                    |
| by mother tongue                  |  |            |                      |         |          |                                     |                          |
| 50.                               | Single responses.....                                    | 76,525     | 6,290,680            | 84,085  | 84,855   | 91,360                              | 70,960                   |
| 51.                               | English.....   | 71,845     | 580,025              | 1,995   | 4,065    | 4,975                               | 8,425                    |
| 52.                               | French.....  | 3,700      | 5,316,925            | 69,425  | 63,320   | 69,370                              | 61,800                   |
| 53.                               | Non-official languages.....                              | 980        | 393,725              | 12,665  | 17,475   | 17,020                              | 735                      |
| 54.                               | Italian.....   | 55         | 119,175              | 95      | 8,525    | 12,645                              | 95                       |
| 55.                               | German.....  | 95         | 18,140               | 65      | 245      | 120                                 | 245                      |
| 56.                               | Chinese.....   | 120        | 17,005               | 20      | 485      | 220                                 | 10                       |
| 57.                               | Ukrainian.....   | 15         | 7,710                | 70      | 145      | 245                                 | 30                       |
| 58.                               | Portuguese.....  | 85         | 23,770               | 15      | 395      | 870                                 | 40                       |
| 59.                               | Other languages.....                                     | 615        | 207,920              | 12,405  | 7,685    | 2,915                               | 310                      |
| 60.                               | Multiple responses.....                                  | 1,650      | 241,785              | 2,905   | 6,160    | 6,275                               | 2,570                    |

Certaines caractéristiques des circonscriptions électorales fédérales (Ordonnance de représentation de 1987),  
recensement de 1986 - données intégrales

| Beauce                                   | Beauharnois -<br>Salaberry | Bellechasse | Berthier -<br>Montcalm | Blainville -<br>Deux-Montagnes | Bonaventure -<br>Îles-de-la-<br>Madeleine | Caractéristiques  | N°         |
|--|----------------------------|-------------|------------------------|--------------------------------|---|---|------------|
| <b>CARACTÉRISTIQUES DE LA POPULATION</b> |                            |             |                        |                                |   |   |            |
| 95,675                                   | 85,215                     | 83,395      | 94,035                 | 114,780                        | 51,715                                    | Population totale.....                                  | 1.         |
| <b>selon le sexe et l'âge</b>            |                            |             |                        |                                |   |   |            |
| 48,255                                   | 42,010                     | 42,020      | 46,985                 | 57,010                         | 26,100                                    | <b>Hommes, total.....</b>                               | <b>2.</b>  |
| 4,210                                    | 2,800                      | 2,850       | 3,310                  | 4,540                          | 1,840                                     | 0 - 4 ans.....  | 3.         |
| 4,415                                    | 3,185                      | 3,210       | 3,560                  | 5,280                          | 2,035                                     | 5 - 9 ans.....  | 4.         |
| 3,675                                    | 2,945                      | 3,080       | 3,145                  | 4,900                          | 2,165                                     | 10 - 14 ans.....  | 5.         |
| 720                                      | 585                        | 715         | 620                    | 1,010                          | 455                                       | 15 ans.....   | 6.         |
| 870                                      | 590                        | 695         | 650                    | 965                            | 490                                       | 16 ans.....   | 7.         |
| 745                                      | 640                        | 675         | 660                    | 900                            | 430                                       | 17 ans.....   | 8.         |
| 33,625                                   | 31,270                     | 30,795      | 35,045                 | 39,410                         | 18,685                                    | 18 ans et plus.....                                     | 9.         |
| 1,615                                    | 1,305                      | 1,315       | 1,300                  | 1,755                          | 935                                       | 18 - 19 ans.....  | 10.        |
| 4,385                                    | 3,735                      | 3,735       | 3,670                  | 4,305                          | 2,320                                     | 20 - 24 ans.....  | 11.        |
| 4,440                                    | 3,825                      | 3,555       | 3,860                  | 4,880                          | 2,295                                     | 25 - 29 ans.....  | 12.        |
| 4,290                                    | 3,555                      | 3,380       | 3,905                  | 5,365                          | 2,235                                     | 30 - 34 ans.....  | 13.        |
| 3,785                                    | 3,320                      | 3,170       | 3,655                  | 5,660                          | 2,060                                     | 35 - 39 ans.....  | 14.        |
| 2,855                                    | 3,055                      | 2,685       | 3,340                  | 4,990                          | 1,630                                     | 40 - 44 ans.....  | 15.        |
| 2,325                                    | 2,240                      | 2,145       | 2,690                  | 3,175                          | 1,340                                     | 45 - 49 ans.....  | 16.        |
| 2,000                                    | 2,120                      | 1,965       | 2,490                  | 2,460                          | 1,150                                     | 50 - 54 ans.....  | 17.        |
| 1,930                                    | 2,105                      | 2,030       | 2,495                  | 2,110                          | 1,075                                     | 55 - 59 ans.....  | 18.        |
| 1,910                                    | 1,930                      | 1,995       | 2,460                  | 1,710                          | 1,035                                     | 60 - 64 ans.....  | 19.        |
| 2,700                                    | 2,755                      | 3,010       | 3,510                  | 2,130                          | 1,610                                     | 65 - 74 ans.....  | 20.        |
| 1,130                                    | 1,100                      | 1,470       | 1,405                  | 755                            | 785                                       | 75 - 84 ans.....  | 21.        |
| 255                                      | 225                        | 340         | 265                    | 110                            | 210                                       | 85 ans et plus.....                                     | 22.        |
| 47,415                                   | 43,200                     | 41,375      | 47,050                 | 57,770                         | 25,620                                    | <b>Femmes, total.....</b>                               | <b>23.</b> |
| 3,915                                    | 2,680                      | 2,685       | 3,130                  | 4,330                          | 1,780                                     | 0 - 4 ans.....  | 24.        |
| 4,155                                    | 3,120                      | 3,070       | 3,360                  | 5,045                          | 1,865                                     | 5 - 9 ans.....  | 25.        |
| 3,500                                    | 2,680                      | 2,910       | 3,025                  | 4,705                          | 2,030                                     | 10 - 14 ans.....  | 26.        |
| 695                                      | 640                        | 600         | 630                    | 905                            | 445                                       | 15 ans.....   | 27.        |
| 720                                      | 635                        | 610         | 650                    | 905                            | 440                                       | 16 ans.....   | 28.        |
| 695                                      | 595                        | 650         | 655                    | 830                            | 430                                       | 17 ans.....   | 29.        |
| 33,735                                   | 32,860                     | 30,845      | 35,595                 | 41,050                         | 18,635                                    | 18 ans et plus.....                                     | 30.        |
| 1,535                                    | 1,250                      | 1,275       | 1,200                  | 1,660                          | 885                                       | 18 - 19 ans.....  | 31.        |
| 4,145                                    | 3,575                      | 3,325       | 3,435                  | 4,305                          | 2,245                                     | 20 - 24 ans.....  | 32.        |
| 4,360                                    | 3,860                      | 3,310       | 3,945                  | 5,315                          | 2,280                                     | 25 - 29 ans.....  | 33.        |
| 4,040                                    | 3,450                      | 3,150       | 3,780                  | 5,800                          | 2,135                                     | 30 - 34 ans.....  | 34.        |
| 3,575                                    | 3,265                      | 3,005       | 3,535                  | 5,815                          | 1,955                                     | 35 - 39 ans.....  | 35.        |
| 2,880                                    | 2,950                      | 2,500       | 3,130                  | 4,730                          | 1,560                                     | 40 - 44 ans.....  | 36.        |
| 2,145                                    | 2,210                      | 2,060       | 2,510                  | 2,980                          | 1,260                                     | 45 - 49 ans.....  | 37.        |
| 2,120                                    | 2,255                      | 2,060       | 2,525                  | 2,320                          | 1,120                                     | 50 - 54 ans.....  | 38.        |
| 2,150                                    | 2,185                      | 2,125       | 2,520                  | 2,095                          | 1,130                                     | 55 - 59 ans.....  | 39.        |
| 1,940                                    | 2,215                      | 2,130       | 2,600                  | 1,930                          | 1,040                                     | 60 - 64 ans.....  | 40.        |
| 2,965                                    | 3,475                      | 3,425       | 3,855                  | 2,665                          | 1,720                                     | 65 - 74 ans.....  | 41.        |
| 1,505                                    | 1,690                      | 1,920       | 1,990                  | 1,165                          | 965                                       | 75 - 84 ans.....  | 42.        |
| 375                                      | 475                        | 560         | 575                    | 265                            | 340                                       | 85 ans et plus.....                                     | 43.        |
| 44,500                                   | 34,420                     | 37,995      | 38,110                 | 48,985                         | 23,490                                    | <b>selon l'état matrimonial</b>                         |            |
| 20,630                                   | 17,000                     | 20,190      | 18,595                 | 20,175                         | 11,785                                    | Célibataires (jamais marié(e)s), total.....             | 44.        |
| 45,025                                   | 42,370                     | 39,130      | 47,170                 | 56,995                         | 24,510                                    | Célibataires (jamais marié(e)s), 15<br>ans et plus..... | 45.        |
| 675                                      | 1,315                      | 650         | 1,415                  | 1,880                          | 580                                       | Marié(e)s.....  | 46.        |
| 4,000                                    | 4,690                      | 4,460       | 5,095                  | 3,745                          | 2,445                                     | Séparé(e)s.....   | 47.        |
| 1,470                                    | 2,420                      | 1,160       | 2,245                  | 3,175                          | 680                                       | Veufs(ves).....   | 48.        |
|  |                            |             |                        |                                |   | Divorcé(e)s.....  | 49.        |
| 94,870                                   | 82,455                     | 82,795      | 92,445                 | 110,745                        | 50,290                                    | <b>selon la langue maternelle</b>                       |            |
| 505                                      | 9,885                      | 375         | 1,995                  | 9,230                          | 6,085                                     | Réponses uniques.....                                   | 50.        |
| 94,265                                   | 71,660                     | 82,330      | 88,845                 | 98,310                         | 43,735                                    | Anglais.....  | 51.        |
| 100                                      | 920                        | 95          | 1,610                  | 3,205                          | 470                                       | Français.....   | 52.        |
| 10                                       | 105                        | 15          | 85                     | 560                            | 5   | Langues non officielles.....                            | 53.        |
| 15                                       | 275                        | 5           | 105                    | 375                            | 10  | Italien.....  | 54.        |
| 10                                       | 40                         | -           | 5                      | 20                             | -   | Allemand.....   | 55.        |
| -  | 35                         | -           | 40                     | 70                             | -   | Chinois.....  | 56.        |
| 5  | 10                         | -           | 5                      | 675                            | -   | Ukrainien.....  | 57.        |
| 65                                       | 455                        | 70          | 1,370                  | 1,505                          | 455                                       | Portugais.....  | 58.        |
| 805                                      | 2,755                      | 600         | 1,590                  | 4,035                          | 1,430                                     | Autres langues.....                                     | 59.        |
|  |                            |             |                        |                                |   | Réponses multiples.....                                 | 60.        |

## Selected Characteristics for Federal Electoral Districts (1987 Representation Order), 1986 Census - 100% data

| No.  | Characteristics  | Saint John | Quebec -<br>Québec † | Abitibi | Ahuntsic | Anjou -<br>Rivière-des-<br>Prairies | Argenteuil -<br>Papineau |
|--|--|------------|----------------------|---------|----------|-------------------------------------|--------------------------|
|  |  | PROVINCE   |                      |         |          |                                     |                          |
| <b>DWELLING CHARACTERISTICS</b>              |  |            |                      |         |          |                                     |                          |
| 1.   | Total number of occupied private dwellings.....            | 28,495     | 2,357,105            | 27,070  | 38,470   | 34,840                              | 26,165                   |
| by tenure                                    |  |            |                      |         |          |                                     |                          |
| 2.   | Owned.....   | 14,280     | 1,289,960            | 14,955  | 14,090   | 16,470                              | 18,885                   |
| 3.   | Rented.....  | 14,215     | 1,062,565            | 10,545  | 24,380   | 18,370                              | 7,280                    |
| 4.   | On reserve(1).....   | -          | 4,575                | 1,570   | -        | -                                   | -                        |
| by type of dwelling                          |  |            |                      |         |          |                                     |                          |
| 5.   | Single-detached house.....                                 | 11,165     | 1,032,610            | 15,675  | 3,015    | 5,790                               | 20,625                   |
| 6.   | Apartment, 5 or more storeys.....                          | 1,760      | 116,110              | 30      | 2,285    | 1,645                               | 10                       |
| 7.   | Movable dwelling.....                                      | 630        | 16,930               | 770     | 5        | 10                                  | 175                      |
| 8.   | All other types(2).....                                    | 14,940     | 1,191,455            | 10,590  | 33,160   | 27,400                              | 5,355                    |
| <b>HOUSEHOLD CHARACTERISTICS</b>             |  |            |                      |         |          |                                     |                          |
| Private Households                           |  |            |                      |         |          |                                     |                          |
| 9.   | Total number of private households.....                    | 28,495     | 2,357,105            | 27,070  | 38,470   | 34,840                              | 26,165                   |
| by size of household                         |  |            |                      |         |          |                                     |                          |
| 10.  | 1 person.....  | 6,910      | 510,550              | 4,630   | 12,300   | 6,825                               | 4,660                    |
| 11.  | 2 persons.....   | 8,440      | 705,220              | 6,720   | 12,930   | 11,065                              | 8,580                    |
| 12.  | 3 persons.....   | 5,215      | 450,160              | 5,165   | 6,145    | 7,010                               | 5,090                    |
| 13.  | 4 - 5 persons.....   | 6,825      | 619,495              | 8,465   | 6,345    | 8,815                               | 7,060                    |
| 14.  | 6 - 9 persons.....   | 1,085      | 69,930               | 1,785   | 735      | 1,105                               | 765                      |
| 15.  | 10 or more persons.....                                    | 20         | 1,750                | 300     | 20       | 15                                  | 15                       |
| by number of families                        |  |            |                      |         |          |                                     |                          |
| 16.  | Non-family household.....                                  | 8,530      | 621,470              | 5,550   | 14,620   | 8,280                               | 5,615                    |
| 17.  | 1 census family.....                                       | 19,670     | 1,719,990            | 21,090  | 23,540   | 26,150                              | 20,405                   |
| 18.  | 2 or more census families.....                             | 290        | 15,645               | 430     | 310      | 410                                 | 145                      |
| Persons in Private Households                |  |            |                      |         |          |                                     |                          |
| 19.  | Total.....   | 76,070     | 6,391,435            | 85,695  | 88,480   | 94,900                              | 72,295                   |
| 20.  | Average number of persons per household.....               | 2.7        | 2.7                  | 3.2     | 2.3      | 2.7                                 | 2.8                      |
| <b>CENSUS FAMILY CHARACTERISTICS</b>         |  |            |                      |         |          |                                     |                          |
| Census Families                              |  |            |                      |         |          |                                     |                          |
| 21.  | Total number of census families in private households..... | 20,260     | 1,751,500            | 21,985  | 24,155   | 26,975                              | 20,695                   |
| by size of family                            |  |            |                      |         |          |                                     |                          |
| 22.  | 2 persons.....   | 8,405      | 687,755              | 6,975   | 12,240   | 11,260                              | 8,690                    |
| 23.  | 3 persons.....   | 4,920      | 429,125              | 5,210   | 5,690    | 6,780                               | 4,800                    |
| 24.  | 4 persons.....   | 4,405      | 429,410              | 5,625   | 4,430    | 6,270                               | 4,970                    |
| 25.  | 5 or more persons.....                                     | 2,535      | 205,210              | 4,180   | 1,795    | 2,670                               | 2,235                    |
| by family structure and presence of children |  |            |                      |         |          |                                     |                          |
| 26.  | Number of husband-wife families.....                       | 16,140     | 1,498,690            | 19,055  | 20,315   | 23,005                              | 18,340                   |
| 27.  | With no children at home.....                              | 6,085      | 537,435              | 5,395   | 9,695    | 8,900                               | 7,270                    |
| 28.  | With children at home.....                                 | 10,055     | 961,255              | 13,665  | 10,620   | 14,105                              | 11,070                   |
| 29.  | 1 child at home.....                                       | 3,725      | 355,570              | 4,365   | 4,745    | 5,580                               | 4,155                    |
| 30.  | 2 children at home.....                                    | 3,955      | 407,845              | 5,340   | 4,165    | 5,955                               | 4,755                    |
| 31.  | 3 or more children at home.....                            | 2,380      | 197,840              | 3,960   | 1,710    | 2,570                               | 2,160                    |
| 32.  | Number of lone-parent families.....                        | 4,115      | 252,805              | 2,930   | 3,845    | 3,970                               | 2,355                    |
| 33.  | Male parent.....   | 520        | 44,175               | 725     | 585      | 640                                 | 590                      |
| 34.  | 1 child at home.....                                       | 305        | 26,985               | 405     | 385      | 400                                 | 360                      |
| 35.  | 2 children at home.....                                    | 150        | 12,095               | 195     | 135      | 190                                 | 155                      |
| 36.  | 3 or more children at home.....                            | 60         | 5,100                | 130     | 60       | 50                                  | 75                       |
| 37.  | Female parent.....   | 3,600      | 208,630              | 2,205   | 3,260    | 3,325                               | 1,770                    |
| 38.  | 1 child at home.....                                       | 2,015      | 123,335              | 1,175   | 2,160    | 1,950                               | 1,060                    |
| 39.  | 2 children at home.....                                    | 1,045      | 61,460               | 650     | 810      | 1,015                               | 490                      |
| 40.  | 3 or more children at home.....                            | 540        | 23,830               | 375     | 290      | 360                                 | 220                      |

**Certaines caractéristiques des circonscriptions électorales fédérales (Ordonnance de représentation de 1987),  
recensement de 1986 - données intégrales**

| Beauce   | Beauharnois -<br>Salaberry | Bellechasse | Berthier -<br>Montcalm | Blainville -<br>Deux-Montagnes | Bonaventure -<br>Îles-de-la-<br>Madeleine | Caractéristiques   | N°  |
|--|----------------------------|-------------|------------------------|--------------------------------|---|--|-----|
| <b>CARACTÉRISTIQUES DU LOGEMENT</b>                              |                            |             |                        |                                |   |  |     |
| 30,295   | 30,705                     | 26,715      | 32,860                 | 37,930                         | 16,000                                    | Nombre total de logements privés occupés.....                        | 1.  |
| <b>selon le mode d'occupation</b>                                |                            |             |                        |                                |   |  |     |
| 23,365   | 20,370                     | 20,915      | 24,705                 | 26,475                         | 12,445                                    | Possédé.....   | 2.  |
| 6,935  | 10,345                     | 5,800       | 8,025                  | 11,450                         | 3,210                                     | Loué.....  | 3.  |
| -  | -                          | -           | 130                    | -                              | 350                                       | Dans une réserve (1).....  | 4.  |
| <b>selon le type de logement</b>                                 |                            |             |                        |                                |   |  |     |
| 23,610   | 19,440                     | 20,710      | 25,780                 | 24,210                         | 13,070                                    | Maison individuelle non attenante.....                               | 5.  |
| 15   | 170                        | 25          | 30                     | -                              | 5   | Appartement, 5 étages ou plus.....                                   | 6.  |
| 170  | 255                        | 225         | 255                    | 55                             | 430                                       | Logement mobile.....   | 7.  |
| 6,505  | 10,845                     | 5,750       | 6,795                  | 13,660                         | 2,500                                     | Tous autres types (2).....   | 8.  |
| <b>CARACTÉRISTIQUES DU MÉNAGE</b>                                |                            |             |                        |                                |   |  |     |
| <b>Ménages privés</b>  |                            |             |                        |                                |   |  |     |
| 30,300   | 30,710                     | 26,715      | 32,860                 | 37,925                         | 16,005                                    | Nombre total de ménages privés.....                                  | 9.  |
| <b>selon la taille du ménage</b>                                 |                            |             |                        |                                |   |  |     |
| 4,635  | 5,905                      | 4,275       | 5,640                  | 4,960                          | 2,095                                     | 1 personne.....  | 10. |
| 8,105  | 9,640                      | 7,330       | 10,740                 | 10,395                         | 4,115                                     | 2 personnes.....   | 11. |
| 5,565  | 6,135                      | 5,190       | 6,615                  | 8,350                          | 3,240                                     | 3 personnes.....   | 12. |
| 10,140   | 8,240                      | 8,485       | 8,825                  | 13,105                         | 5,460                                     | 4 - 5 personnes.....   | 13. |
| 1,835  | 770                        | 1,410       | 985                    | 1,090                          | 1,060                                     | 6 - 9 personnes.....   | 14. |
| 25   | 15                         | 25          | 55                     | 25                             | 35  | 10 personnes ou plus.....  | 15. |
| <b>selon le nombre de familles</b>                               |                            |             |                        |                                |   |  |     |
| 5,560  | 6,975                      | 5,230       | 6,845                  | 6,060                          | 2,620                                     | Ménage non familial.....   | 16. |
| 24,655   | 23,560                     | 21,360      | 25,750                 | 31,605                         | 13,105                                    | 1 famille de recensement.....  | 17. |
| 85   | 170                        | 125         | 260                    | 265                            | 275                                       | 2 familles de recensement ou plus.....                               | 18. |
| <b>Personnes dans les ménages privés</b>                         |                            |             |                        |                                |   |  |     |
| 93,730   | 83,830                     | 80,695      | 91,760                 | 113,675                        | 50,970                                    | Total.....   | 19. |
| 3.1  | 2.7                        | 3.0         | 2.8                    | 3.0                            | 3.2                                       | Nombre moyen de personnes par ménage.....                            | 20. |
| <b>CARACTÉRISTIQUES DE LA FAMILLE DE RECENSEMENT</b>             |                            |             |                        |                                |   |  |     |
| <b>Familles de recensement</b>                                   |                            |             |                        |                                |   |  |     |
| 24,820   | 23,905                     | 21,610      | 26,285                 | 32,135                         | 13,655                                    | Nombre total de familles de recensement dans les ménages privés..... | 21. |
| <b>selon la taille de la famille</b>                             |                            |             |                        |                                |   |  |     |
| 7,910  | 9,670                      | 7,285       | 10,945                 | 10,725                         | 4,430                                     | 2 personnes.....   | 22. |
| 5,365  | 5,935                      | 4,995       | 6,265                  | 8,155                          | 3,270                                     | 3 personnes.....   | 23. |
| 6,340  | 5,790                      | 5,430       | 6,100                  | 9,650                          | 3,580                                     | 4 personnes.....   | 24. |
| 5,205  | 2,510                      | 3,905       | 2,975                  | 3,605                          | 2,375                                     | 5 personnes ou plus.....   | 25. |
| <b>selon la structure de la famille et la présence d'enfants</b> |                            |             |                        |                                |   |  |     |
| 22,090   | 20,820                     | 19,090      | 23,085                 | 28,105                         | 11,955                                    | Nombre de familles époux-épouse.....                                 | 26. |
| 6,400  | 7,915                      | 5,915       | 9,005                  | 8,535                          | 3,540                                     | Sans enfants à la maison.....  | 27. |
| 15,690   | 12,900                     | 13,175      | 14,080                 | 19,565                         | 8,415                                     | Avec enfants à la maison.....  | 28. |
| 4,610  | 4,975                      | 4,255       | 5,375                  | 6,780                          | 2,755                                     | 1 enfant à la maison.....  | 29. |
| 6,020  | 5,525                      | 5,160       | 5,835                  | 9,295                          | 3,350                                     | 2 enfants à la maison.....   | 30. |
| 5,055  | 2,410                      | 3,760       | 2,875                  | 3,490                          | 2,275                                     | 3 enfants ou plus à la maison.....                                   | 31. |
| 2,735  | 3,085                      | 2,520       | 3,200                  | 4,030                          | 1,700                                     | Nombre de familles monoparentales.....                               | 32. |
| 500  | 600                        | 510         | 725                    | 820                            | 335                                       | Parent de sexe masculin.....   | 33. |
| 295  | 360                        | 290         | 455                    | 470                            | 185                                       | 1 enfant à la maison.....  | 34. |
| 130  | 185                        | 145         | 200                    | 255                            | 90  | 2 enfants à la maison.....   | 35. |
| 75   | 60                         | 75          | 75                     | 100                            | 65  | 3 enfants ou plus à la maison.....                                   | 36. |
| 2,235  | 2,480                      | 2,010       | 2,480                  | 3,215                          | 1,365                                     | Parent de sexe féminin.....  | 37. |
| 1,215  | 1,390                      | 1,080       | 1,485                  | 1,720                          | 710                                       | 1 enfant à la maison.....  | 38. |
| 620  | 785                        | 590         | 695                    | 1,120                          | 430                                       | 2 enfants à la maison.....   | 39. |
| 400  | 310                        | 340         | 300                    | 375                            | 225                                       | 3 enfants ou plus à la maison.....                                   | 40. |

## Selected Characteristics for Federal Electoral Districts (1987 Representation Order), 1986 Census - 100% data

| No.   | Characteristics  | Saint John | Quebec -<br>Québec † | Abitibi | Ahuntsic | Anjou -<br>Rivière-des-<br>Prairies | Argenteuil -<br>Papineau |
|---|--|------------|----------------------|---------|----------|-------------------------------------|--------------------------|
|   |  | PROVINCE   |                      |         |          |                                     |                          |
| <b>CENSUS FAMILY CHARACTERISTICS</b><br>(concluded) |  |            |                      |         |          |                                     |                          |
| <b>Children in Census Families</b>                  |  |            |                      |         |          |                                     |                          |
| 1.  | Total number of children at home.....                        | 26,360     | 2,222,085            | 34,835  | 24,365   | 32,090                              | 24,465                   |
| by age  |  |            |                      |         |          |                                     |                          |
| 2.  | Under 6 years of age.....                                    | 5,640      | 514,995              | 9,315   | 4,590    | 6,980                               | 5,770                    |
| 3.  | 6 - 14 years.....  | 9,300      | 797,755              | 14,110  | 6,970    | 10,775                              | 8,985                    |
| 4.  | 15 - 17 years.....   | 3,355      | 264,160              | 4,115   | 2,860    | 3,960                               | 3,040                    |
| 5.  | 18 - 24 years.....   | 5,825      | 466,120              | 5,385   | 6,665    | 7,790                               | 4,815                    |
| 6.  | 25 years and over.....                                       | 2,245      | 179,050              | 1,915   | 3,285    | 2,585                               | 1,855                    |
| 7.  | Average number of children per census family(3).....         | 1.3        | 1.3                  | 1.6     | 1.0      | 1.2                                 | 1.2                      |
| <b>Persons in Private Households</b>                |  |            |                      |         |          |                                     |                          |
| by census family status and living arrangements     |  |            |                      |         |          |                                     |                          |
| 8.  | Total number of persons.....                                 | 76,070     | 6,391,435            | 85,695  | 88,480   | 94,905                              | 72,295                   |
| 9.  | Number of non-family persons.....                            | 13,305     | 919,160              | 9,815   | 19,635   | 12,830                              | 8,790                    |
| 10.   | Living with relatives (4).....                               | 3,710      | 213,780              | 2,920   | 4,230    | 3,490                               | 2,320                    |
| 11.   | Living with non-relatives only.....                          | 2,675      | 194,835              | 2,270   | 3,105    | 2,515                               | 1,810                    |
| 12.   | Living alone.....  | 6,915      | 510,550              | 4,630   | 12,305   | 6,825                               | 4,660                    |
| 13.   | Number of family persons.....                                | 62,760     | 5,472,275            | 75,875  | 68,845   | 82,065                              | 63,505                   |
| 14.   | Average number of persons per census family.....             | 3.1        | 3.1                  | 3.5     | 2.8      | 3.0                                 | 3.1                      |
| 15.   | Total number of persons 65 years and over.....               | 9,805      | 579,025              | 4,680   | 11,860   | 6,790                               | 8,060                    |
| 16.   | Number of non-family persons 65 years and over.....          | 4,440      | 234,255              | 1,730   | 5,200    | 2,865                               | 2,940                    |
| 17.   | Living with relatives (4).....                               | 1,150      | 65,710               | 485     | 1,480    | 1,115                               | 815                      |
| 18.   | Living with non-relatives only.....                          | 285        | 19,095               | 180     | 295      | 225                                 | 310                      |
| 19.   | Living alone.....  | 3,010      | 149,450              | 1,070   | 3,420    | 1,530                               | 1,815                    |
| 20.   | Number of family persons 65 years and over.....              | 5,360      | 344,775              | 2,950   | 6,665    | 3,925                               | 5,120                    |
| <b>ECONOMIC FAMILY CHARACTERISTICS</b>              |  |            |                      |         |          |                                     |                          |
| <b>Economic Families</b>                            |  |            |                      |         |          |                                     |                          |
| 21.   | Total number of economic families in private households..... | 20,810     | 1,786,730            | 21,960  | 25,040   | 27,270                              | 21,055                   |
| by size of family                                   |  |            |                      |         |          |                                     |                          |
| 22.   | 2 persons.....   | 8,135      | 675,525              | 6,585   | 12,230   | 10,735                              | 8,455                    |
| 23.   | 3 persons.....   | 5,025      | 438,605              | 5,110   | 5,915    | 6,865                               | 4,985                    |
| 24.   | 4 persons.....   | 4,535      | 436,340              | 5,615   | 4,580    | 6,320                               | 5,040                    |
| 25.   | 5 or more persons.....                                       | 3,115      | 236,265              | 4,645   | 2,315    | 3,355                               | 2,580                    |
| <b>Persons in Private Households</b>                |  |            |                      |         |          |                                     |                          |
| 26.   | Total.....   | 76,065     | 6,391,435            | 85,695  | 88,480   | 94,905                              | 72,295                   |
| 27.   | Number of unattached individuals.....                        | 9,595      | 705,385              | 6,900   | 15,410   | 9,340                               | 6,470                    |
| 28.   | Number of economic family persons.....                       | 66,475     | 5,686,050            | 78,795  | 73,075   | 85,560                              | 65,825                   |
| 29.   | Average number of persons per economic family.....           | 3.2        | 3.2                  | 3.6     | 2.9      | 3.1                                 | 3.1                      |

**Certaines caractéristiques des circonscriptions électorales fédérales (Ordonnance de représentation de 1987),  
recensement de 1986 - données intégrales**

| Beauce   | Beauharnois -<br>Salaberry | Bellechasse | Berthier -<br>Montcalm | Blainville -<br>Deux-Montagnes | Bonaventure -<br>Îles-de-la-<br>Madeleine | Caractéristiques   | N°  |
|--|----------------------------|-------------|------------------------|--------------------------------|---|--|-----|
| <b>CARACTÉRISTIQUES DE LA FAMILLE DE<br/>RECENSEMENT<br/>(fin)</b>                               |                            |             |                        |                                |   |  |     |
| <b>Enfants dans les familles de recensement</b>  |                            |             |                        |                                |   |  |     |
| 38,695   | 28,895                     | 31,705      | 31,665                 | 43,375                         | 20,330                                    | Nombre total d'enfants à la maison.....                              | 1.  |
| <b>selon l'âge</b>   |                            |             |                        |                                |   |  |     |
| 9,760  | 6,735                      | 6,660       | 7,675                  | 10,830                         | 4,225                                     | Moins de 6 ans.....  | 2.  |
| 13,795   | 10,350                     | 10,770      | 11,445                 | 17,580                         | 7,100                                     | 6 - 14 ans.....  | 3.  |
| 4,265  | 3,470                      | 3,785       | 3,650                  | 5,300                          | 2,570                                     | 15 - 17 ans.....   | 4.  |
| 7,775  | 6,080                      | 7,065       | 6,105                  | 7,505                          | 4,560                                     | 18 - 24 ans.....   | 5.  |
| 3,100  | 2,270                      | 3,425       | 2,800                  | 2,155                          | 1,870                                     | 25 ans et plus.....  | 6.  |
| 1.6  | 1.2                        | 1.5         | 1.2                    | 1.3                            | 1.5                                       | Nombre moyen d'enfants par famille de<br>recensement (3).....        | 7.  |
| <b>Personnes dans les ménages privés</b>   |                            |             |                        |                                |   |  |     |
| <b>selon la situation des particuliers dans<br/>la famille de recensement et modalité de vie</b> |                            |             |                        |                                |   |  |     |
| 93,730   | 83,830                     | 80,695      | 91,760                 | 113,680                        | 50,970                                    | Nombre total de personnes.....                                       | 8.  |
| 8,130  | 10,210                     | 8,285       | 10,725                 | 10,060                         | 5,030                                     | Nombre de personnes hors famille.....                                | 9.  |
| 1,960  | 2,570                      | 2,550       | 3,030                  | 2,860                          | 1,905                                     | Vivant avec des personnes apparentées (4)....                        | 10. |
| 1,535  | 1,730                      | 1,460       | 2,055                  | 2,245                          | 1,030                                     | Vivant avec des personnes non apparentées<br>seulement.....          | 11. |
| 4,630  | 5,910                      | 4,275       | 5,640                  | 4,960                          | 2,095                                     | Vivant seules.....   | 12. |
| 85,600   | 73,620                     | 72,405      | 81,035                 | 103,620                        | 45,940                                    | Nombre de personnes dans les familles.....                           | 13. |
| 3.4  | 3.1                        | 3.4         | 3.1                    | 3.2                            | 3.4                                       | Nombre moyen de personnes par famille de<br>recensement.....         | 14. |
| 7,745  | 8,900                      | 9,195       | 10,305                 | 6,545                          | 5,165                                     | Nombre total de personnes de 65 ans et plus...<br>et plus.....       | 15. |
| 2,400  | 3,425                      | 3,145       | 3,670                  | 2,470                          | 1,630                                     | Nombre de personnes hors famille de 65 ans<br>et plus.....           | 16. |
| 500  | 875                        | 1,020       | 1,125                  | 875                            | 655                                       | Vivant avec des personnes apparentées (4)....                        | 17. |
| 175  | 265                        | 290         | 325                    | 220                            | 160                                       | Vivant avec des personnes non apparentées<br>seulement.....          | 18. |
| 1,625  | 2,280                      | 1,835       | 2,220                  | 1,370                          | 815                                       | Vivant seules.....   | 19. |
| 5,345  | 5,480                      | 6,055       | 6,635                  | 4,075                          | 3,540                                     | Nombre de personnes de 65 ans et plus dans<br>les familles.....      | 20. |
| <b>CARACTÉRISTIQUES DE LA FAMILLE<br/>ÉCONOMIQUE</b>   |                            |             |                        |                                |   |  |     |
| <b>Familles économiques</b>  |                            |             |                        |                                |   |  |     |
| 25,260   | 24,340                     | 22,110      | 26,710                 | 32,385                         | 13,705                                    | Nombre total de familles économiques dans les<br>ménages privés..... | 21. |
| <b>selon la taille de la famille</b>   |                            |             |                        |                                |   |  |     |
| 7,930  | 9,440                      | 7,260       | 10,635                 | 10,210                         | 4,090                                     | 2 personnes.....   | 22. |
| 5,500  | 6,110                      | 5,100       | 6,485                  | 8,240                          | 3,215                                     | 3 personnes.....   | 23. |
| 6,415  | 5,925                      | 5,515       | 6,220                  | 9,745                          | 3,545                                     | 4 personnes.....   | 24. |
| 5,410  | 2,860                      | 4,225       | 3,375                  | 4,190                          | 2,850                                     | 5 personnes ou plus.....   | 25. |
| <b>Personnes dans les ménages privés</b>   |                            |             |                        |                                |   |  |     |
| 93,730   | 83,830                     | 80,695      | 91,760                 | 113,680                        | 50,970                                    | Total.....   | 26. |
| 6,175  | 7,640                      | 5,735       | 7,695                  | 7,205                          | 3,125                                     | Nombre de personnes seules.....                                      | 27. |
| 87,555   | 76,185                     | 74,960      | 84,065                 | 106,475                        | 47,840                                    | Nombre de personnes dans la famille<br>économique.....               | 28. |
| 3.5  | 3.1                        | 3.4         | 3.1                    | 3.3                            | 3.5                                       | Nombre moyen de personnes par famille<br>économique.....             | 29. |

## Selected Characteristics for Federal Electoral Districts (1987 Representation Order), 1986 Census - 100% data

| No.                               | Characteristics  | Bourassa | Brome -<br>Missisquoi | Chambly | Champlain | Chapleau | Charlesbourg |
|-----------------------------------|--|----------|-----------------------|---------|-----------|----------|--------------|
| <b>POPULATION CHARACTERISTICS</b> |  |          |                       |         |           |          |              |
| 1.                                | Total population.....                                    | 90,300   | 75,960                | 92,685  | 85,475    | 108,815  | 106,895      |
| <b>by sex and age</b>             |  |          |                       |         |           |          |              |
| 2.                                | Male, total.....   | 41,720   | 37,930                | 46,500  | 42,455    | 54,530   | 53,075       |
| 3.                                | 0 - 4 years.....   | 2,650    | 2,770                 | 3,445   | 3,055     | 4,475    | 3,330        |
| 4.                                | 5 - 9 years.....   | 2,700    | 2,975                 | 4,305   | 3,450     | 4,495    | 4,115        |
| 5.                                | 10 - 14 years.....                                       | 2,765    | 2,655                 | 4,130   | 2,810     | 4,605    | 4,280        |
| 6.                                | 15 years.....  | 625      | 565                   | 810     | 615       | 995      | 900          |
| 7.                                | 16 years.....  | 660      | 590                   | 810     | 600       | 900      | 935          |
| 8.                                | 17 years.....  | 710      | 570                   | 740     | 585       | 900      | 890          |
| 9.                                | 18 years and over.....                                   | 31,610   | 27,800                | 32,260  | 31,325    | 38,170   | 38,620       |
| 10.                               | 18 - 19 years.....                                       | 1,515    | 1,130                 | 1,510   | 1,260     | 1,815    | 1,980        |
| 11.                               | 20 - 24 years.....                                       | 4,705    | 3,175                 | 3,390   | 3,620     | 5,005    | 5,475        |
| 12.                               | 25 - 29 years.....                                       | 4,230    | 3,285                 | 3,360   | 3,930     | 5,240    | 4,595        |
| 13.                               | 30 - 34 years.....                                       | 3,115    | 3,180                 | 3,980   | 3,790     | 5,285    | 4,425        |
| 14.                               | 35 - 39 years.....                                       | 2,845    | 2,990                 | 4,545   | 3,390     | 4,950    | 4,745        |
| 15.                               | 40 - 44 years.....                                       | 2,515    | 2,505                 | 4,420   | 2,960     | 4,165    | 4,410        |
| 16.                               | 45 - 49 years.....                                       | 2,440    | 1,960                 | 2,910   | 2,305     | 2,900    | 3,340        |
| 17.                               | 50 - 54 years.....                                       | 2,480    | 1,765                 | 2,265   | 2,245     | 2,535    | 2,825        |
| 18.                               | 55 - 59 years.....                                       | 2,320    | 1,850                 | 1,890   | 2,160     | 2,130    | 2,315        |
| 19.                               | 60 - 64 years.....                                       | 2,015    | 1,735                 | 1,485   | 1,885     | 1,540    | 1,745        |
| 20.                               | 65 - 74 years.....                                       | 2,270    | 2,810                 | 1,755   | 2,510     | 1,825    | 2,015        |
| 21.                               | 75 - 84 years.....                                       | 995      | 1,180                 | 630     | 1,055     | 660      | 650          |
| 22.                               | 85 years and over.....                                   | 170      | 230                   | 115     | 215       | 120      | 105          |
| 23.                               | Female, total.....                                       | 48,580   | 38,035                | 46,185  | 43,015    | 54,290   | 53,815       |
| 24.                               | 0 - 4 years.....   | 2,650    | 2,695                 | 3,205   | 2,745     | 4,165    | 3,190        |
| 25.                               | 5 - 9 years.....   | 2,610    | 2,810                 | 4,050   | 3,175     | 4,205    | 3,980        |
| 26.                               | 10 - 14 years.....                                       | 2,700    | 2,610                 | 3,805   | 2,825     | 4,190    | 3,975        |
| 27.                               | 15 years.....  | 665      | 495                   | 765     | 565       | 825      | 885          |
| 28.                               | 16 years.....  | 715      | 535                   | 785     | 585       | 895      | 790          |
| 29.                               | 17 years.....  | 705      | 515                   | 700     | 545       | 845      | 865          |
| 30.                               | 18 years and over.....                                   | 38,530   | 28,375                | 32,880  | 32,570    | 39,165   | 40,130       |
| 31.                               | 18 - 19 years.....                                       | 1,515    | 1,035                 | 1,290   | 1,160     | 1,760    | 1,685        |
| 32.                               | 20 - 24 years.....                                       | 4,840    | 2,850                 | 3,055   | 3,450     | 5,120    | 4,535        |
| 33.                               | 25 - 29 years.....                                       | 4,460    | 3,170                 | 3,570   | 3,925     | 5,715    | 4,680        |
| 34.                               | 30 - 34 years.....                                       | 3,600    | 2,960                 | 4,395   | 3,720     | 5,495    | 4,910        |
| 35.                               | 35 - 39 years.....                                       | 3,400    | 2,970                 | 4,885   | 3,285     | 5,005    | 4,980        |
| 36.                               | 40 - 44 years.....                                       | 3,105    | 2,415                 | 4,125   | 2,875     | 3,925    | 4,675        |
| 37.                               | 45 - 49 years.....                                       | 2,995    | 1,920                 | 2,715   | 2,415     | 2,840    | 3,250        |
| 38.                               | 50 - 54 years.....                                       | 2,765    | 1,785                 | 2,080   | 2,260     | 2,350    | 2,870        |
| 39.                               | 55 - 59 years.....                                       | 2,680    | 1,880                 | 1,810   | 2,305     | 2,000    | 2,455        |
| 40.                               | 60 - 64 years.....                                       | 2,355    | 2,075                 | 1,575   | 2,135     | 1,610    | 1,950        |
| 41.                               | 65 - 74 years.....                                       | 3,680    | 3,205                 | 2,065   | 3,060     | 2,140    | 2,740        |
| 42.                               | 75 - 84 years.....                                       | 2,470    | 1,655                 | 1,025   | 1,570     | 945      | 1,165        |
| 43.                               | 85 years and over.....                                   | 665      | 460                   | 275     | 410       | 245      | 235          |
| <b>by marital status</b>          |  |          |                       |         |           |          |              |
| 44.                               | Single (never married), total.....                       | 38,115   | 31,580                | 39,730  | 36,210    | 47,380   | 47,500       |
| 45.                               | Single (never married), 15 years of age<br>and over..... | 22,030   | 15,070                | 16,790  | 18,140    | 21,245   | 24,630       |
| 46.                               | Married.....   | 39,845   | 36,740                | 46,765  | 41,440    | 53,460   | 51,685       |
| 47.                               | Separated.....   | 2,480    | 1,120                 | 1,220   | 1,190     | 1,660    | 1,365        |
| 48.                               | Widowed.....   | 5,895    | 4,070                 | 2,815   | 4,245     | 3,445    | 3,660        |
| 49.                               | Divorced.....  | 3,970    | 2,445                 | 2,155   | 2,385     | 2,880    | 2,680        |
| <b>by mother tongue</b>           |  |          |                       |         |           |          |              |
| 50.                               | Single responses.....                                    | 84,425   | 73,090                | 89,585  | 84,445    | 104,150  | 104,945      |
| 51.                               | English.....   | 3,735    | 14,960                | 8,815   | 840       | 8,345    | 1,940        |
| 52.                               | French.....  | 67,815   | 56,790                | 78,895  | 81,725    | 94,315   | 102,420      |
| 53.                               | Non-official languages.....                              | 12,875   | 1,350                 | 1,875   | 1,880     | 1,490    | 590          |
| 54.                               | Italian.....   | 9,890    | 95                    | 270     | 55        | 100      | 100          |
| 55.                               | German.....  | 130      | 530                   | 405     | 55        | 170      | 40           |
| 56.                               | Chinese.....   | 60       | 35                    | 35      | 5         | 15       | 80           |
| 57.                               | Ukrainian.....   | 105      | 55                    | 115     | -         | 10       | 5            |
| 58.                               | Portuguese.....  | 320      | 5                     | 65      | 5         | 560      | 70           |
| 59.                               | Other languages.....                                     | 2,365    | 630                   | 980     | 1,770     | 625      | 295          |
| 60.                               | Multiple responses.....                                  | 5,875    | 2,870                 | 3,100   | 1,025     | 4,670    | 1,950        |



**Certaines caractéristiques des circonscriptions électorales fédérales (Ordonnance de représentation de 1987),  
recensement de 1986 - données intégrales**

| Charlevoix | Châteauguay | Chicoutimi | Drummond | Duvernay | Frontenac | Caractéristiques                                     | N°  |
|------------|-------------|------------|----------|----------|-----------|--|-----|
|            |             |            |          |          |           | <b>CARACTÉRISTIQUES DE LA POPULATION</b>             |     |
| 81,105     | 88,270      | 86,245     | 79,610   | 94,435   | 63,655    | Population totale.....                               | 1.  |
|            |             |            |          |          |           | <b>selon le sexe et l'âge</b>                        |     |
| 41,015     | 44,370      | 42,755     | 39,575   | 47,500   | 31,135    | Hommes, total.....                                   | 2.  |
| 3,030      | 3,345       | 3,325      | 2,960    | 3,035    | 2,200     | 0 - 4 ans.....                                       | 3.  |
| 3,480      | 3,870       | 3,965      | 3,490    | 3,200    | 2,670     | 5 - 9 ans.....                                       | 4.  |
| 3,090      | 3,635       | 3,265      | 2,940    | 3,190    | 2,330     | 10 - 14 ans.....                                     | 5.  |
| 600        | 745         | 655        | 530      | 750      | 480       | 15 ans.....  | 6.  |
| 665        | 715         | 650        | 640      | 705      | 495       | 16 ans.....  | 7.  |
| 625        | 740         | 600        | 610      | 755      | 430       | 17 ans.....  | 8.  |
| 29,530     | 31,315      | 30,295     | 28,400   | 35,865   | 22,535    | 18 ans et plus.....                                  | 9.  |
| 1,330      | 1,375       | 1,290      | 1,220    | 1,515    | 1,015     | 18 - 19 ans.....                                     | 10. |
| 3,755      | 3,675       | 4,100      | 3,460    | 4,850    | 2,615     | 20 - 24 ans.....                                     | 11. |
| 3,950      | 3,925       | 4,395      | 3,465    | 4,715    | 2,505     | 25 - 29 ans.....                                     | 12. |
| 3,880      | 4,005       | 3,975      | 3,595    | 4,065    | 2,590     | 30 - 34 ans.....                                     | 13. |
| 3,490      | 4,010       | 3,480      | 3,235    | 3,625    | 2,530     | 35 - 39 ans.....                                     | 14. |
| 2,760      | 3,470       | 2,850      | 2,750    | 3,360    | 2,005     | 40 - 44 ans.....                                     | 15. |
| 2,250      | 2,640       | 2,205      | 1,985    | 3,095    | 1,640     | 45 - 49 ans.....                                     | 16. |
| 2,040      | 2,270       | 2,010      | 1,745    | 3,255    | 1,570     | 50 - 54 ans.....                                     | 17. |
| 1,945      | 2,030       | 1,840      | 1,720    | 2,815    | 1,645     | 55 - 59 ans.....                                     | 18. |
| 1,480      | 1,560       | 1,565      | 1,640    | 1,965    | 1,435     | 60 - 64 ans.....                                     | 19. |
| 1,730      | 1,705       | 1,805      | 2,395    | 1,880    | 1,970     | 65 - 74 ans.....                                     | 20. |
| 755        | 545         | 650        | 995      | 635      | 830       | 75 - 84 ans.....                                     | 21. |
| 165        | 110         | 120        | 185      | 90       | 175       | 85 ans et plus.....                                  | 22. |
| 40,090     | 43,900      | 43,485     | 40,030   | 46,935   | 32,525    | Femmes, total.....                                   | 23. |
| 3,010      | 3,210       | 3,075      | 2,800    | 2,935    | 2,155     | 0 - 4 ans.....                                       | 24. |
| 3,340      | 3,660       | 3,560      | 3,350    | 3,035    | 2,570     | 5 - 9 ans.....                                       | 25. |
| 3,000      | 3,470       | 3,045      | 2,775    | 2,910    | 2,275     | 10 - 14 ans.....                                     | 26. |
| 585        | 685         | 625        | 490      | 640      | 470       | 15 ans.....  | 27. |
| 650        | 690         | 570        | 545      | 640      | 455       | 16 ans.....  | 28. |
| 615        | 660         | 635        | 520      | 750      | 470       | 17 ans.....  | 29. |
| 28,885     | 31,525      | 31,980     | 29,555   | 36,025   | 24,130    | 18 ans et plus.....                                  | 30. |
| 1,305      | 1,285       | 1,200      | 1,150    | 1,480    | 925       | 18 - 19 ans.....                                     | 31. |
| 3,680      | 3,515       | 3,925      | 3,285    | 4,290    | 2,445     | 20 - 24 ans.....                                     | 32. |
| 4,025      | 4,145       | 4,395      | 3,475    | 4,305    | 2,580     | 25 - 29 ans.....                                     | 33. |
| 3,590      | 4,115       | 3,950      | 3,470    | 3,980    | 2,630     | 30 - 34 ans.....                                     | 34. |
| 3,100      | 4,020       | 3,400      | 3,150    | 3,585    | 2,495     | 35 - 39 ans.....                                     | 35. |
| 2,585      | 3,310       | 2,945      | 2,650    | 3,540    | 2,135     | 40 - 44 ans.....                                     | 36. |
| 2,175      | 2,515       | 2,305      | 1,925    | 3,175    | 1,800     | 45 - 49 ans.....                                     | 37. |
| 1,960      | 2,150       | 2,160      | 1,785    | 3,165    | 1,760     | 50 - 54 ans.....                                     | 38. |
| 1,785      | 1,865       | 2,135      | 1,895    | 2,645    | 1,810     | 55 - 59 ans.....                                     | 39. |
| 1,420      | 1,545       | 1,815      | 1,920    | 2,000    | 1,625     | 60 - 64 ans.....                                     | 40. |
| 1,995      | 1,945       | 2,425      | 2,965    | 2,215    | 2,315     | 65 - 74 ans.....                                     | 41. |
| 1,025      | 890         | 1,115      | 1,530    | 1,310    | 1,245     | 75 - 84 ans.....                                     | 42. |
| 235        | 225         | 210        | 350      | 350      | 375       | 85 ans et plus.....                                  | 43. |
|            |             |            |          |          |           | <b>selon l'état matrimonial</b>                      |     |
| 37,925     | 37,355      | 39,060     | 33,810   | 39,140   | 27,775    | Célibataires (jamais marié(e)s), total.....          | 44. |
| 18,975     | 16,165      | 18,835     | 15,500   | 20,835   | 13,580    | Célibataires (jamais marié(e)s), 15 ans et plus..... | 45. |
| 37,860     | 45,180      | 40,885     | 38,775   | 47,870   | 31,060    | Marié(e)s.....                                       | 46. |
| 690        | 1,035       | 1,075      | 1,010    | 1,500    | 505       | Séparé(e)s.....                                      | 47. |
| 3,135      | 2,810       | 3,385      | 3,805    | 3,550    | 3,205     | Veufs (ves).....                                     | 48. |
| 1,490      | 1,880       | 1,830      | 2,210    | 2,370    | 1,105     | Divorcé(e)s.....                                     | 49. |
|            |             |            |          |          |           | <b>selon la langue maternelle</b>                    |     |
| 80,055     | 84,750      | 85,140     | 78,515   | 90,250   | 62,980    | Réponses uniques.....                                | 50. |
| 510        | 12,125      | 895        | 1,160    | 2,735    | 850       | Anglais.....   | 51. |
| 77,880     | 70,175      | 83,955     | 77,005   | 82,225   | 61,985    | Français.....  | 52. |
| 1,660      | 2,450       | 290        | 350      | 5,280    | 145       | Langues non officielles.....                         | 53. |
| 35         | 735         | 35         | 25       | 3,520    | 20        | Italien.....   | 54. |
| 15         | 420         | 25         | 145      | 225      | 20        | Allemand.....  | 55. |
| 5          | 50          | 25         | 25       | 35       | -         | Chinois.....   | 56. |
| 5          | 65          | 5          | 10       | 25       | -         | Ukrainien.....                                       | 57. |
| 10         | 140         | 15         | 5        | 245      | -         | Portugais.....                                       | 58. |
| 1,595      | 1,035       | 190        | 135      | 1,230    | 85        | Autres langues.....                                  | 59. |
| 1,050      | 3,520       | 1,100      | 1,090    | 4,185    | 680       | Réponses multiples.....                              | 60. |

## Selected Characteristics for Federal Electoral Districts (1987 Representation Order), 1986 Census - 100% data

| Characteristics                              |  | Bourassa | Brome -<br>Missisquoi | Chambly | Champlain | Chapleau | Charlesbourg |
|--|--|----------|-----------------------|---------|-----------|----------|--------------|
| No.  |  |          |                       |         |           |          |              |
| <b>DWELLING CHARACTERISTICS</b>              |  |          |                       |         |           |          |              |
| 1.   | Total number of occupied private dwellings.....            | 34,590   | 27,130                | 30,045  | 30,005    | 35,695   | 35,120       |
| by tenure                                    |  |          |                       |         |           |          |              |
| 2.   | Owned.....   | 9,760    | 17,945                | 23,980  | 19,540    | 25,145   | 23,540       |
| 3.   | Rented.....  | 24,830   | 9,180                 | 6,065   | 10,215    | 10,550   | 11,225       |
| 4.   | On reserve (1).....  | -        | -                     | -       | 250       | -        | 365          |
| by type of dwelling                          |  |          |                       |         |           |          |              |
| 5.   | Single-detached house.....                                 | 2,730    | 17,435                | 22,645  | 17,685    | 21,315   | 21,560       |
| 6.   | Apartment, 5 or more storeys.....                          | 3,640    | 35                    | -       | 245       | 275      | 1,150        |
| 7.   | Movable dwelling.....                                      | -        | 365                   | 215     | 95        | 750      | 200          |
| 8.   | All other types (2).....                                   | 28,220   | 9,295                 | 7,180   | 11,980    | 13,355   | 12,210       |
| <b>HOUSEHOLD CHARACTERISTICS</b>             |  |          |                       |         |           |          |              |
| Private Households                           |  |          |                       |         |           |          |              |
| 9.   | Total number of private households.....                    | 34,595   | 27,125                | 30,045  | 30,005    | 35,695   | 35,120       |
| by size of household                         |  |          |                       |         |           |          |              |
| 10.  | 1 person.....  | 8,340    | 5,535                 | 3,655   | 5,555     | 4,390    | 4,960        |
| 11.  | 2 persons.....   | 11,030   | 8,800                 | 7,990   | 8,995     | 9,615    | 9,725        |
| 12.  | 3 persons.....   | 6,990    | 4,850                 | 6,565   | 6,255     | 8,450    | 7,515        |
| 13.  | 4 - 5 persons.....   | 7,330    | 7,090                 | 11,010  | 8,345     | 12,140   | 11,865       |
| 14.  | 6 - 9 persons.....   | 890      | 845                   | 815     | 800       | 1,090    | 1,045        |
| 15.  | 10 or more persons.....                                    | 10       | 15                    | 5       | 55        | 10       | 10           |
| by number of families                        |  |          |                       |         |           |          |              |
| 16.  | Non-family household.....                                  | 9,995    | 6,600                 | 4,445   | 6,600     | 5,575    | 6,265        |
| 17.  | 1 census family.....                                       | 24,315   | 20,395                | 25,445  | 23,225    | 29,815   | 28,660       |
| 18.  | 2 or more census families.....                             | 280      | 130                   | 155     | 180       | 305      | 200          |
| Persons in Private Households                |  |          |                       |         |           |          |              |
| 19.  | Total.....   | 88,410   | 73,710                | 91,530  | 83,695    | 107,730  | 104,310      |
| 20.  | Average number of persons per household.....               | 2.6      | 2.7                   | 3.0     | 2.8       | 3.0      | 3.0          |
| <b>CENSUS FAMILY CHARACTERISTICS</b>         |  |          |                       |         |           |          |              |
| Census Families                              |  |          |                       |         |           |          |              |
| 21.  | Total number of census families in private households..... | 24,880   | 20,660                | 25,750  | 23,600    | 30,435   | 29,060       |
| by size of family                            |  |          |                       |         |           |          |              |
| 22.  | 2 persons.....   | 10,985   | 8,670                 | 8,190   | 9,020     | 10,035   | 9,705        |
| 23.  | 3 persons.....   | 6,610    | 4,625                 | 6,360   | 6,050     | 8,285    | 7,320        |
| 24.  | 4 persons.....   | 5,155    | 4,780                 | 7,950   | 5,915     | 8,760    | 8,435        |
| 25.  | 5 or more persons.....                                     | 2,125    | 2,585                 | 3,255   | 2,615     | 3,350    | 3,595        |
| by family structure and presence of children |  |          |                       |         |           |          |              |
| 26.  | Number of husband-wife families.....                       | 19,405   | 18,000                | 23,045  | 20,340    | 26,285   | 25,400       |
| 27.  | With no children at home.....                              | 7,735    | 7,090                 | 6,740   | 7,125     | 7,705    | 7,635        |
| 28.  | With children at home.....                                 | 11,670   | 10,915                | 16,310  | 13,215    | 18,580   | 17,765       |
| 29.  | 1 child at home.....                                       | 4,985    | 3,850                 | 5,430   | 5,035     | 6,960    | 6,165        |
| 30.  | 2 children at home.....                                    | 4,705    | 4,555                 | 7,675   | 5,655     | 8,380    | 8,115        |
| 31.  | 3 or more children at home.....                            | 1,980    | 2,510                 | 3,205   | 2,530     | 3,240    | 3,490        |
| 32.  | Number of lone-parent families.....                        | 5,475    | 2,655                 | 2,705   | 3,255     | 4,150    | 3,660        |
| 33.  | Male parent.....   | 645      | 550                   | 605     | 600       | 815      | 635          |
| 34.  | 1 child at home.....                                       | 400      | 330                   | 325     | 370       | 490      | 365          |
| 35.  | 2 children at home.....                                    | 170      | 160                   | 210     | 165       | 225      | 185          |
| 36.  | 3 or more children at home.....                            | 75       | 60                    | 70      | 65        | 95       | 85           |
| 37.  | Female parent.....   | 4,830    | 2,105                 | 2,100   | 2,655     | 3,335    | 3,025        |
| 38.  | 1 child at home.....                                       | 2,855    | 1,245                 | 1,130   | 1,530     | 1,840    | 1,710        |
| 39.  | 2 children at home.....                                    | 1,455    | 615                   | 720     | 850       | 1,105    | 970          |
| 40.  | 3 or more children at home.....                            | 520      | 250                   | 250     | 280       | 390      | 340          |

**Certaines caractéristiques des circonscriptions électorales fédérales (Ordonnance de représentation de 1987),  
recensement de 1986 - données intégrales**

| Charlevoix  | Châteauguay | Chicoutimi | Drummond | Duvernay | Frontenac | Caractéristiques   | N°  |
|---|-------------|------------|----------|----------|-----------|--|-----|
| <b>CARACTÉRISTIQUES DU LOGEMENT</b>                       |             |            |          |          |           |  |     |
| 24,995  | 28,210      | 27,880     | 28,085   | 31,335   | 21,070    | Nombre total de logements privés occupés.....                        | 1.  |
| selon le mode d'occupation                                |             |            |          |          |           |  |     |
| 18,045  | 22,700      | 16,305     | 17,105   | 22,235   | 15,690    | Possédé.....   | 2.  |
| 6,595   | 5,510       | 11,575     | 10,985   | 9,100    | 5,380     | Loué.....  | 3.  |
| 355   | -           | -          | -        | -        | -         | Dans une réserve (1).....  | 4.  |
| selon le type de logement                                 |             |            |          |          |           |  |     |
| 15,375  | 21,645      | 13,330     | 15,405   | 18,240   | 14,630    | Maison individuelle non attenante.....                               | 5.  |
| 10  | 55          | 430        | 210      | 1,045    | 95        | Appartement, 5 étages ou plus.....                                   | 6.  |
| 1,400   | 395         | 395        | 325      | 140      | 200       | Logement mobile.....   | 7.  |
| 8,210   | 6,115       | 13,725     | 12,145   | 11,915   | 6,150     | Tous autres types (2).....   | 8.  |
| <b>CARACTÉRISTIQUES DU MÉNAGE</b>                         |             |            |          |          |           |  |     |
| Ménages privés  |             |            |          |          |           |  |     |
| 24,995  | 28,210      | 27,885     | 28,090   | 31,335   | 21,070    | Nombre total de ménages privés.....                                  | 9.  |
| selon la taille du ménage                                 |             |            |          |          |           |  |     |
| 3,165   | 2,920       | 4,105      | 5,565    | 4,190    | 3,565     | 1 personne.....  | 10. |
| 6,075   | 7,585       | 7,310      | 8,505    | 9,080    | 5,955     | 2 personnes.....   | 11. |
| 5,535   | 6,440       | 5,930      | 5,240    | 7,295    | 4,085     | 3 personnes.....   | 12. |
| 8,825   | 10,310      | 9,495      | 7,855    | 9,970    | 6,645     | 4 - 5 personnes.....   | 13. |
| 1,335   | 945         | 1,030      | 910      | 790      | 795       | 6 - 9 personnes.....   | 14. |
| 50  | 15          | 15         | 15       | 10       | 20        | 10 personnes ou plus.....  | 15. |
| selon le nombre de familles                               |             |            |          |          |           |  |     |
| 3,980   | 3,675       | 5,020      | 6,480    | 5,105    | 4,090     | Ménage non familial.....   | 16. |
| 20,730  | 24,290      | 22,675     | 21,500   | 25,960   | 16,920    | 1 famille de recensement.....  | 17. |
| 280   | 245         | 190        | 105      | 280      | 60        | 2 familles de recensement ou plus.....                               | 18. |
| Personnes dans les ménages privés                         |             |            |          |          |           |  |     |
| 79,220  | 87,575      | 84,095     | 78,115   | 91,660   | 61,755    | Total.....   | 19. |
| 3.2   | 3.1         | 3.0        | 2.8      | 2.9      | 2.9       | Nombre moyen de personnes par ménage.....                            | 20. |
| <b>CARACTÉRISTIQUES DE LA FAMILLE DE RECENSEMENT</b>      |             |            |          |          |           |  |     |
| Familles de recensement                                   |             |            |          |          |           |  |     |
| 21,300  | 24,775      | 23,050     | 21,710   | 26,520   | 17,045    | Nombre total de familles de recensement dans les ménages privés..... | 21. |
| selon la taille de la famille                             |             |            |          |          |           |  |     |
| 6,450   | 7,990       | 7,390      | 8,395    | 9,420    | 5,945     | 2 personnes.....   | 22. |
| 5,495   | 6,335       | 5,810      | 5,050    | 7,210    | 3,955     | 3 personnes.....   | 23. |
| 5,995   | 7,365       | 6,430      | 5,250    | 7,290    | 4,450     | 4 personnes.....   | 24. |
| 3,360   | 3,090       | 3,415      | 3,020    | 2,595    | 2,695     | 5 personnes ou plus.....   | 25. |
| selon la structure de la famille et la présence d'enfants |             |            |          |          |           |  |     |
| 18,525  | 22,290      | 20,050     | 18,985   | 23,495   | 15,245    | Nombre de familles époux-épouse.....                                 | 26. |
| 4,920   | 6,630       | 5,685      | 6,780    | 7,730    | 4,870     | Sans enfants à la maison.....  | 27. |
| 13,615  | 15,665      | 14,370     | 12,200   | 15,770   | 10,380    | Avec enfants à la maison.....  | 28. |
| 4,670   | 5,510       | 4,905      | 4,260    | 6,200    | 3,440     | 1 enfant à la maison.....  | 29. |
| 5,720   | 7,150       | 6,140      | 5,010    | 7,040    | 4,295     | 2 enfants à la maison.....   | 30. |
| 3,225   | 3,005       | 3,325      | 2,935    | 2,530    | 2,640     | 3 enfants ou plus à la maison.....                                   | 31. |
| 2,770   | 2,485       | 3,000      | 2,725    | 3,015    | 1,800     | Nombre de familles monoparentales.....                               | 32. |
| 555   | 570         | 480        | 480      | 635      | 340       | Parent de sexe masculin.....   | 33. |
| 310   | 335         | 265        | 285      | 345      | 195       | 1 enfant à la maison.....  | 34. |
| 165   | 175         | 140        | 140      | 205      | 100       | 2 enfants à la maison.....   | 35. |
| 80  | 60          | 70         | 55       | 85       | 40        | 3 enfants ou plus à la maison.....                                   | 36. |
| 2,215   | 1,920       | 2,520      | 2,245    | 2,385    | 1,460     | Parent de sexe féminin.....  | 37. |
| 1,220   | 1,030       | 1,435      | 1,325    | 1,350    | 880       | 1 enfant à la maison.....  | 38. |
| 660   | 655         | 765        | 650      | 805      | 410       | 2 enfants à la maison.....   | 39. |
| 335   | 235         | 320        | 275      | 230      | 165       | 3 enfants ou plus à la maison.....                                   | 40. |

## Selected Characteristics for Federal Electoral Districts (1987 Representation Order), 1986 Census - 100% data

| No.  | Characteristics  | Bourassa | Brome -<br>Missisquoi | Chambly | Champlain | Chapleau | Charlesbourg |
|--|--|----------|-----------------------|---------|-----------|----------|--------------|
| <b>CENSUS FAMILY CHARACTERISTICS<br/>(concluded)</b>   |  |          |                       |         |           |          |              |
| <b>Children in Census Families</b>                     |  |          |                       |         |           |          |              |
| 1.   | Total number of children at home.....                        | 29,415   | 25,410                | 35,445  | 29,830    | 40,855   | 39,530       |
| <b>by age</b>  |  |          |                       |         |           |          |              |
| 2.   | Under 6 years of age.....                                    | 6,220    | 6,540                 | 8,170   | 6,965     | 10,085   | 7,970        |
| 3.   | 6 - 14 years.....  | 9,465    | 9,615                 | 14,520  | 10,655    | 15,515   | 14,500       |
| 4.   | 15 - 17 years.....   | 3,780    | 3,065                 | 4,420   | 3,305     | 5,055    | 5,035        |
| 5.   | 18 - 24 years.....   | 7,275    | 4,455                 | 6,665   | 6,130     | 7,985    | 9,065        |
| 6.   | 25 years and over.....                                       | 2,680    | 1,735                 | 1,670   | 2,770     | 2,215    | 2,960        |
| 7.   | Average number of children per census family(3).....         | 1.2      | 1.2                   | 1.4     | 1.3       | 1.3      | 1.4          |
| <b>Persons in Private Households</b>                   |  |          |                       |         |           |          |              |
| <b>by census family status and living arrangements</b> |  |          |                       |         |           |          |              |
| 8.   | Total number of persons.....                                 | 88,410   | 73,710                | 91,535  | 83,690    | 107,735  | 104,305      |
| 9.   | Number of non-family persons.....                            | 14,710   | 9,635                 | 7,295   | 9,925     | 10,160   | 10,320       |
| 10.  | Living with relatives(4).....                                | 3,825    | 2,130                 | 1,925   | 2,620     | 3,235    | 2,820        |
| 11.  | Living with non-relatives only.....                          | 2,540    | 1,980                 | 1,715   | 1,745     | 2,535    | 2,540        |
| 12.  | Living alone.....  | 8,340    | 5,530                 | 3,650   | 5,555     | 4,390    | 4,965        |
| 13.  | Number of family persons.....                                | 73,705   | 64,070                | 84,240  | 73,775    | 97,570   | 93,985       |
| 14.  | Average number of persons per census family.....             | 3.0      | 3.1                   | 3.3     | 3.1       | 3.2      | 3.2          |
| 15.  | Total number of persons 65 years and over.....               | 9,120    | 8,610                 | 5,390   | 7,800     | 5,490    | 6,215        |
| 16.  | Number of non-family persons 65 years and over.....          | 4,460    | 3,045                 | 1,995   | 2,840     | 2,060    | 2,175        |
| 17.  | Living with relatives(4).....                                | 1,120    | 705                   | 655     | 845       | 710      | 795          |
| 18.  | Living with non-relatives only.....                          | 210      | 270                   | 185     | 225       | 170      | 195          |
| 19.  | Living alone.....  | 3,130    | 2,065                 | 1,155   | 1,760     | 1,185    | 1,185        |
| 20.  | Number of family persons 65 years and over.....              | 4,655    | 5,565                 | 3,395   | 4,965     | 3,430    | 4,045        |
| <b>ECONOMIC FAMILY CHARACTERISTICS</b>                 |  |          |                       |         |           |          |              |
| <b>Economic Families</b>                               |  |          |                       |         |           |          |              |
| 21.  | Total number of economic families in private households..... | 25,460   | 21,075                | 25,965  | 24,005    | 30,725   | 29,480       |
| <b>by size of family</b>                               |  |          |                       |         |           |          |              |
| 22.  | 2 persons.....   | 10,670   | 8,570                 | 7,885   | 8,860     | 9,535    | 9,480        |
| 23.  | 3 persons.....   | 6,830    | 4,790                 | 6,460   | 6,155     | 8,315    | 7,380        |
| 24.  | 4 persons.....   | 5,250    | 4,890                 | 8,005   | 6,040     | 8,865    | 8,565        |
| 25.  | 5 or more persons.....                                       | 2,715    | 2,825                 | 3,605   | 2,955     | 4,010    | 4,055        |
| <b>Persons in Private Households</b>                   |  |          |                       |         |           |          |              |
| 26.  | Total.....   | 88,410   | 73,710                | 91,535  | 83,690    | 107,730  | 104,305      |
| 27.  | Number of unattached individuals.....                        | 10,885   | 7,510                 | 5,365   | 7,300     | 6,925    | 7,500        |
| 28.  | Number of economic family persons.....                       | 77,525   | 66,200                | 86,170  | 76,395    | 100,810  | 96,805       |
| 29.  | Average number of persons per economic family.....           | 3.0      | 3.1                   | 3.3     | 3.2       | 3.3      | 3.3          |

**Certaines caractéristiques des circonscriptions électorales fédérales (Ordonnance de représentation de 1987),  
recensement de 1986 - données intégrales**

| Charlevoix   | Châteauguay | Chicoutimi | Drummond | Duvernay | Frontenac | Caractéristiques   | N°  |
|--|-------------|------------|----------|----------|-----------|--|-----|
| <b>CARACTÉRISTIQUES DE LA FAMILLE DE RECENSEMENT (fin)</b>                                   |             |            |          |          |           |  |     |
| <b>Enfants dans les familles de recensement</b>  |             |            |          |          |           |  |     |
| 31,655   | 33,590      | 32,820     | 28,260   | 33,180   | 23,645    | Nombre total d'enfants à la maison.....                              | 1.  |
| <b>selon l'âge</b>   |             |            |          |          |           |  |     |
| 7,115  | 7,930       | 7,725      | 7,025    | 7,115    | 5,295     | Moins de 6 ans.....  | 2.  |
| 11,240   | 12,915      | 12,080     | 11,015   | 10,915   | 8,735     | 6 - 14 ans.....  | 3.  |
| 3,540  | 4,020       | 3,535      | 3,200    | 4,075    | 2,700     | 15 - 17 ans.....   | 4.  |
| 6,840  | 6,685       | 6,725      | 5,105    | 8,475    | 4,970     | 18 - 24 ans.....   | 5.  |
| 2,930  | 2,035       | 2,750      | 1,915    | 2,610    | 1,950     | 25 ans et plus.....  | 6.  |
| 1.5  | 1.4         | 1.4        | 1.3      | 1.3      | 1.4       | Nombre moyen d'enfants par famille de recensement (3).....           | 7.  |
| <b>Personnes dans les ménages privés</b>   |             |            |          |          |           |  |     |
| <b>selon la situation des particuliers dans la famille de recensement et modalité de vie</b> |             |            |          |          |           |  |     |
| 79,220   | 87,575      | 84,095     | 78,115   | 91,665   | 61,750    | Nombre total de personnes.....                                       | 8.  |
| 7,745  | 6,920       | 8,180      | 9,160    | 8,465    | 5,815     | Nombre de personnes hors famille.....                                | 9.  |
| 2,700  | 2,405       | 2,315      | 1,910    | 2,595    | 1,220     | Vivant avec des personnes apparentées (4).....                       | 10. |
| 1,875  | 1,590       | 1,755      | 1,680    | 1,680    | 1,030     | Vivant avec des personnes non apparentées<br>seulement.....          | 11. |
| 3,165  | 2,920       | 4,100      | 5,565    | 4,190    | 3,565     | Vivant seules.....   | 12. |
| 71,480   | 80,660      | 75,920     | 68,955   | 83,195   | 55,940    | Nombre de personnes dans les familles.....                           | 13. |
| 3.4  | 3.3         | 3.3        | 3.2      | 3.1      | 3.3       | Nombre moyen de personnes par famille de recensement.....            | 14. |
| 5,150  | 5,140       | 5,475      | 7,650    | 5,800    | 6,065     | Nombre total de personnes de 65 ans et plus...<br>et plus.....       | 15. |
| 1,680  | 1,890       | 1,895      | 2,800    | 2,305    | 2,035     | Nombre de personnes hors famille de 65 ans<br>et plus.....           | 16. |
| 715  | 820         | 635        | 690      | 840      | 405       | Vivant avec des personnes apparentées (4).....                       | 17. |
| 175  | 160         | 140        | 230      | 165      | 185       | Vivant avec des personnes non apparentées<br>seulement.....          | 18. |
| 795  | 905         | 1,125      | 1,885    | 1,305    | 1,445     | Vivant seules.....   | 19. |
| 3,465  | 3,245       | 3,575      | 4,840    | 3,495    | 4,035     | Nombre de personnes de 65 ans et plus dans<br>les familles.....      | 20. |
| <b>CARACTÉRISTIQUES DE LA FAMILLE ÉCONOMIQUE</b>   |             |            |          |          |           |  |     |
| <b>Familles économiques</b>  |             |            |          |          |           |  |     |
| 21,455   | 24,945      | 23,340     | 22,080   | 26,710   | 17,300    | Nombre total de familles économiques dans les<br>ménages privés..... | 21. |
| <b>selon la taille de la famille</b>   |             |            |          |          |           |  |     |
| 6,015  | 7,515       | 7,165      | 8,310    | 8,955    | 5,925     | 2 personnes.....   | 22. |
| 5,495  | 6,400       | 5,860      | 5,170    | 7,200    | 4,030     | 3 personnes.....   | 23. |
| 5,035  | 7,420       | 6,485      | 5,330    | 7,415    | 4,500     | 4 personnes.....   | 24. |
| 3,910  | 3,605       | 3,830      | 3,270    | 3,130    | 2,840     | 5 personnes ou plus.....   | 25. |
| <b>Personnes dans les ménages privés</b>   |             |            |          |          |           |  |     |
| 79,220   | 87,575      | 84,095     | 78,115   | 91,660   | 61,750    | Total.....   | 26. |
| 5,045  | 4,510       | 5,860      | 7,250    | 5,865    | 4,595     | Nombre de personnes seules.....                                      | 27. |
| 74,180   | 83,065      | 78,240     | 70,870   | 85,795   | 57,155    | Nombre de personnes dans la famille<br>économique.....               | 28. |
| 3.5  | 3.3         | 3.4        | 3.2      | 3.2      | 3.3       | Nombre moyen de personnes par famille<br>économique.....             | 29. |

## Selected Characteristics for Federal Electoral Districts (1987 Representation Order), 1986 Census - 100% data

| No.                               | Characteristics  | Gaspé  | Hochelaga -<br>Maisonneuve | Hull - Aylmer | Joliette | Jonquière | Kamouraska -<br>Rivière-<br>du-Loup |
|-----------------------------------|--|--------|----------------------------|---------------|----------|-----------|-------------------------------------|
| <b>POPULATION CHARACTERISTICS</b> |  |        |                            |               |          |           |                                     |
| 1.                                | Total population.....                                    | 60,735 | 82,180                     | 87,700        | 95,270   | 67,600    | 72,750                              |
| by sex and age <sup>1</sup>       |  |        |                            |               |          |           |                                     |
| 2.                                | Male, total.....   | 30,680 | 38,575                     | 42,545        | 47,820   | 33,630    | 36,045                              |
| 3.                                | 0 - 4 years.....   | 2,080  | 1,930                      | 3,165         | 3,625    | 2,485     | 2,645                               |
| 4.                                | 5 - 9 years.....   | 2,435  | 1,925                      | 2,935         | 4,165    | 3,065     | 3,040                               |
| 5.                                | 10 - 14 years.....                                       | 2,485  | 1,830                      | 2,865         | 3,655    | 2,615     | 2,665                               |
| 6.                                | 15 years.....  | 500    | 445                        | 650           | 710      | 500       | 570                                 |
| 7.                                | 16 years.....  | 540    | 480                        | 605           | 745      | 520       | 545                                 |
| 8.                                | 17 years.....  | 545    | 455                        | 605           | 680      | 460       | 595                                 |
| 9.                                | 18 years and over.....                                   | 22,090 | 31,505                     | 31,725        | 34,240   | 23,985    | 25,985                              |
| 10.                               | 18 - 19 years.....                                       | 1,075  | 1,075                      | 1,380         | 1,355    | 1,020     | 1,085                               |
| 11.                               | 20 - 24 years.....                                       | 2,800  | 4,395                      | 4,590         | 3,890    | 2,975     | 3,130                               |
| 12.                               | 25 - 29 years.....                                       | 2,780  | 4,565                      | 4,740         | 4,390    | 3,160     | 3,160                               |
| 13.                               | 30 - 34 years.....                                       | 2,780  | 3,360                      | 4,190         | 4,495    | 3,175     | 3,160                               |
| 14.                               | 35 - 39 years.....                                       | 2,490  | 2,645                      | 3,700         | 4,375    | 2,765     | 2,750                               |
| 15.                               | 40 - 44 years.....                                       | 1,905  | 2,250                      | 2,745         | 3,725    | 2,320     | 2,240                               |
| 16.                               | 45 - 49 years.....                                       | 1,445  | 2,045                      | 2,155         | 2,635    | 1,725     | 1,720                               |
| 17.                               | 50 - 54 years.....                                       | 1,435  | 2,205                      | 1,950         | 2,200    | 1,635     | 1,485                               |
| 18.                               | 55 - 59 years.....                                       | 1,355  | 2,465                      | 1,875         | 2,055    | 1,535     | 1,605                               |
| 19.                               | 60 - 64 years.....                                       | 1,300  | 2,165                      | 1,735         | 1,735    | 1,375     | 1,600                               |
| 20.                               | 65 - 74 years.....                                       | 1,755  | 2,920                      | 1,900         | 2,335    | 1,675     | 2,560                               |
| 21.                               | 75 - 84 years.....                                       | 775    | 1,205                      | 645           | 885      | 535       | 1,220                               |
| 22.                               | 85 years and over.....                                   | 200    | 215                        | 120           | 170      | 90        | 270                                 |
| 23.                               | Female, total.....                                       | 30,050 | 43,610                     | 45,150        | 47,450   | 33,965    | 36,710                              |
| 24.                               | 0 - 4 years.....   | 1,925  | 1,800                      | 3,000         | 3,355    | 2,350     | 2,490                               |
| 25.                               | 5 - 9 years.....   | 2,335  | 1,790                      | 2,735         | 3,725    | 2,885     | 2,950                               |
| 26.                               | 10 - 14 years.....                                       | 2,325  | 1,680                      | 2,710         | 3,330    | 2,435     | 2,605                               |
| 27.                               | 15 years.....  | 460    | 415                        | 570           | 650      | 460       | 530                                 |
| 28.                               | 16 years.....  | 525    | 440                        | 580           | 675      | 480       | 520                                 |
| 29.                               | 17 years.....  | 530    | 440                        | 605           | 630      | 430       | 490                                 |
| 30.                               | 18 years and over.....                                   | 21,955 | 37,045                     | 34,945        | 35,085   | 24,930    | 27,120                              |
| 31.                               | 18 - 19 years.....                                       | 1,030  | 1,165                      | 1,415         | 1,260    | 985       | 1,075                               |
| 32.                               | 20 - 24 years.....                                       | 2,680  | 4,455                      | 5,005         | 3,665    | 2,820     | 2,910                               |
| 33.                               | 25 - 29 years.....                                       | 2,865  | 4,390                      | 5,020         | 4,570    | 3,330     | 3,115                               |
| 34.                               | 30 - 34 years.....                                       | 2,665  | 3,350                      | 4,315         | 4,600    | 3,065     | 3,125                               |
| 35.                               | 35 - 39 years.....                                       | 2,375  | 2,650                      | 3,715         | 4,235    | 2,645     | 2,765                               |
| 36.                               | 40 - 44 years.....                                       | 1,785  | 2,440                      | 2,785         | 3,435    | 2,340     | 2,195                               |
| 37.                               | 45 - 49 years.....                                       | 1,510  | 2,300                      | 2,205         | 2,445    | 1,785     | 1,640                               |
| 38.                               | 50 - 54 years.....                                       | 1,415  | 2,540                      | 2,040         | 2,195    | 1,775     | 1,625                               |
| 39.                               | 55 - 59 years.....                                       | 1,410  | 2,905                      | 2,125         | 2,060    | 1,715     | 1,815                               |
| 40.                               | 60 - 64 years.....                                       | 1,230  | 2,945                      | 2,015         | 1,920    | 1,600     | 1,880                               |
| 41.                               | 65 - 74 years.....                                       | 1,740  | 4,705                      | 2,715         | 2,765    | 1,970     | 2,915                               |
| 42.                               | 75 - 84 years.....                                       | 940    | 2,490                      | 1,230         | 1,505    | 770       | 1,595                               |
| 43.                               | 85 years and over.....                                   | 300    | 710                        | 365           | 420      | 125       | 450                                 |
| by marital status                 |  |        |                            |               |          |           |                                     |
| 44.                               | Single (never married), total.....                       | 28,500 | 35,655                     | 38,495        | 40,905   | 29,745    | 32,940                              |
| 45.                               | Single (never married), 15 years of age<br>and over..... | 14,910 | 24,700                     | 21,080        | 19,050   | 13,900    | 16,545                              |
| 46.                               | Married.....   | 27,915 | 32,560                     | 39,710        | 46,325   | 32,745    | 34,425                              |
| 47.                               | Separated.....   | 600    | 2,845                      | 1,995         | 1,445    | 775       | 625                                 |
| 48.                               | Widowed.....   | 2,835  | 6,680                      | 4,140         | 3,925    | 2,750     | 3,645                               |
| 49.                               | Divorced.....  | 895    | 4,440                      | 3,360         | 2,670    | 1,595     | 1,115                               |
| by mother tongue                  |  |        |                            |               |          |           |                                     |
| 50.                               | Single responses.....                                    | 59,435 | 78,270                     | 82,875        | 93,620   | 66,710    | 72,205                              |
| 51.                               | English.....   | 4,445  | 2,725                      | 12,365        | 1,110    | 815       | 240                                 |
| 52.                               | French.....  | 54,905 | 71,145                     | 66,825        | 91,815   | 65,700    | 71,900                              |
| 53.                               | Non-official languages.....                              | 80     | 4,400                      | 3,675         | 695      | 195       | 65                                  |
| 54.                               | Italian.....   | 20     | 670                        | 195           | 205      | 35        | -                                   |
| 55.                               | German.....  | 10     | 85                         | 205           | 70       | 15        | 10                                  |
| 56.                               | Chinese.....   | -      | 215                        | 205           | 10       | -         | 5                                   |
| 57.                               | Ukrainian.....   | -      | 340                        | 45            | 40       | 15        | -                                   |
| 58.                               | Portuguese.....  | -      | 615                        | 1,490         | 50       | 5         | -                                   |
| 59.                               | Other languages.....                                     | 50     | 2,470                      | 1,530         | 325      | 135       | 45                                  |
| 60.                               | Multiple responses.....                                  | 1,305  | 3,915                      | 4,830         | 1,650    | 885       | 545                                 |

**Certaines caractéristiques des circonscriptions électorales fédérales (Ordonnance de représentation de 1987),  
recensement de 1986 - données intégrales**

| La Prairie | Lac-Saint-Jean | Lachine - Lac-Saint-Louis | Langelier | LaSalle - Émard | Laurentides | Caractéristiques                                     | N°  |
|------------|----------------|---------------------------|-----------|-----------------|-------------|--|-----|
|            |                |                           |           |                 |             | <b>CARACTÉRISTIQUES DE LA POPULATION</b>             |     |
| 97,640     | 69,390         | 97,590                    | 94,240    | 95,885          | 99,120      | Population totale.....                               | 1.  |
|            |                |                           |           |                 |             | <b>selon le sexe et l'âge</b>                        |     |
| 47,735     | 35,195         | 46,835                    | 42,660    | 45,355          | 48,940      | Hommes, total.....                                   | 2.  |
| 3,200      | 3,055          | 3,035                     | 1,845     | 2,800           | 3,200       | 0 - 4 ans.....                                       | 3.  |
| 3,950      | 3,490          | 3,040                     | 1,695     | 2,670           | 3,390       | 5 - 9 ans.....                                       | 4.  |
| 3,960      | 2,905          | 3,005                     | 1,810     | 2,660           | 3,300       | 10 - 14 ans.....                                     | 5.  |
| 845        | 535            | 695                       | 410       | 630             | 765         | 15 ans.....  | 6.  |
| 885        | 590            | 685                       | 425       | 660             | 715         | 16 ans.....  | 7.  |
| 830        | 530            | 690                       | 475       | 685             | 710         | 17 ans.....  | 8.  |
| 34,065     | 24,095         | 35,680                    | 36,005    | 35,245          | 36,865      | 18 ans et plus.....                                  | 9.  |
| 1,565      | 1,135          | 1,365                     | 1,195     | 1,505           | 1,470       | 18 - 19 ans.....                                     | 10. |
| 3,925      | 3,325          | 4,100                     | 4,770     | 4,510           | 4,160       | 20 - 24 ans.....                                     | 11. |
| 3,495      | 3,395          | 3,735                     | 5,260     | 4,800           | 4,305       | 25 - 29 ans.....                                     | 12. |
| 3,915      | 3,270          | 3,715                     | 4,260     | 3,775           | 4,235       | 30 - 34 ans.....                                     | 13. |
| 4,505      | 2,715          | 3,915                     | 3,320     | 3,420           | 4,030       | 35 - 39 ans.....                                     | 14. |
| 4,305      | 2,185          | 3,375                     | 2,460     | 2,885           | 3,650       | 40 - 44 ans.....                                     | 15. |
| 3,365      | 1,750          | 2,820                     | 2,130     | 2,625           | 2,845       | 45 - 49 ans.....                                     | 16. |
| 2,690      | 1,595          | 2,730                     | 2,135     | 2,910           | 2,580       | 50 - 54 ans.....                                     | 17. |
| 2,090      | 1,505          | 2,725                     | 2,460     | 2,685           | 2,510       | 55 - 59 ans.....                                     | 18. |
| 1,595      | 1,205          | 2,500                     | 2,350     | 2,350           | 2,325       | 60 - 64 ans.....                                     | 19. |
| 1,805      | 1,375          | 3,290                     | 3,590     | 2,705           | 3,320       | 65 - 74 ans.....                                     | 20. |
| 645        | 525            | 1,195                     | 1,765     | 940             | 1,195       | 75 - 84 ans.....                                     | 21. |
| 155        | 115            | 210                       | 300       | 135             | 240         | 85 ans et plus.....                                  | 22. |
| 49,905     | 34,200         | 50,755                    | 51,585    | 50,530          | 50,180      | Femmes, total.....                                   | 23. |
| 2,935      | 2,920          | 2,880                     | 1,665     | 2,685           | 3,060       | 0 - 4 ans.....                                       | 24. |
| 3,600      | 3,300          | 2,935                     | 1,700     | 2,475           | 3,265       | 5 - 9 ans.....                                       | 25. |
| 3,790      | 2,755          | 2,850                     | 1,640     | 2,610           | 3,095       | 10 - 14 ans.....                                     | 26. |
| 820        | 505            | 635                       | 415       | 615             | 655         | 15 ans.....  | 27. |
| 815        | 480            | 675                       | 430       | 685             | 670         | 16 ans.....  | 28. |
| 840        | 525            | 630                       | 410       | 680             | 675         | 17 ans.....  | 29. |
| 37,110     | 23,705         | 40,150                    | 45,325    | 40,780          | 38,765      | 18 ans et plus.....                                  | 30. |
| 1,560      | 1,030          | 1,445                     | 1,230     | 1,465           | 1,320       | 18 - 19 ans.....                                     | 31. |
| 3,815      | 3,055          | 3,910                     | 4,680     | 4,970           | 4,080       | 20 - 24 ans.....                                     | 32. |
| 3,795      | 3,435          | 3,870                     | 5,050     | 5,085           | 4,480       | 25 - 29 ans.....                                     | 33. |
| 4,565      | 3,175          | 4,070                     | 4,160     | 4,130           | 4,335       | 30 - 34 ans.....                                     | 34. |
| 5,000      | 2,480          | 4,250                     | 3,220     | 3,760           | 4,185       | 35 - 39 ans.....                                     | 35. |
| 4,595      | 2,090          | 3,555                     | 2,735     | 3,370           | 3,560       | 40 - 44 ans.....                                     | 36. |
| 3,340      | 1,745          | 2,925                     | 2,390     | 3,045           | 2,790       | 45 - 49 ans.....                                     | 37. |
| 2,515      | 1,615          | 2,830                     | 2,735     | 3,015           | 2,630       | 50 - 54 ans.....                                     | 38. |
| 2,135      | 1,530          | 2,965                     | 3,260     | 3,070           | 2,835       | 55 - 59 ans.....                                     | 39. |
| 1,725      | 1,195          | 2,985                     | 3,615     | 2,720           | 2,640       | 60 - 64 ans.....                                     | 40. |
| 2,455      | 1,525          | 4,410                     | 6,760     | 3,910           | 3,680       | 65 - 74 ans.....                                     | 41. |
| 1,245      | 690            | 2,285                     | 4,270     | 1,815           | 1,795       | 75 - 84 ans.....                                     | 42. |
| 370        | 140            | 655                       | 1,215     | 425             | 435         | 85 ans et plus.....                                  | 43. |
|            |                |                           |           |                 |             | <b>selon l'état matrimonial</b>                      |     |
| 41,535     | 32,455         | 39,125                    | 45,595    | 38,590          | 39,720      | Célibataires (jamais marié(e)s), total.....          | 44. |
| 20,095     | 14,045         | 21,380                    | 35,245    | 22,695          | 20,410      | Célibataires (jamais marié(e)s), 15 ans et plus..... | 45. |
| 48,150     | 32,815         | 48,055                    | 32,880    | 45,840          | 49,000      | Marié(e)s.....                                       | 46. |
| 1,635      | 675            | 1,720                     | 2,490     | 2,210           | 2,045       | Séparé(e)s.....                                      | 47. |
| 3,545      | 2,270          | 5,410                     | 8,510     | 5,580           | 4,905       | Veufs (ves).....                                     | 48. |
| 2,775      | 1,175          | 3,275                     | 4,760     | 3,660           | 3,445       | Divorcé(e)s.....                                     | 49. |
|            |                |                           |           |                 |             | <b>selon la langue maternelle</b>                    |     |
| 92,350     | 68,865         | 92,335                    | 91,690    | 87,865          | 96,615      | Réponses uniques.....                                | 50. |
| 15,660     | 390            | 47,445                    | 1,980     | 22,920          | 3,595       | Anglais.....   | 51. |
| 67,675     | 68,400         | 36,490                    | 87,950    | 51,215          | 92,015      | Français.....  | 52. |
| 9,020      | 75             | 8,395                     | 1,760     | 13,730          | 1,005       | Langues non officielles.....                         | 53. |
| 720        | 10             | 1,690                     | 160       | 7,570           | 200         | Italien.....   | 54. |
| 475        | 15             | 1,165                     | 50        | 255             | 200         | Allemand.....  | 55. |
| 1,165      | 10             | 335                       | 115       | 850             | 65          | Chinois.....   | 56. |
| 145        | -              | 685                       | 10        | 555             | 25          | Ukrainien.....                                       | 57. |
| 650        | -              | 145                       | 55        | 590             | 25          | Portugais.....                                       | 58. |
| 5,860      | 45             | 4,370                     | 1,365     | 3,910           | 495         | Autres langues.....                                  | 59. |
| 5,295      | 525            | 5,260                     | 2,555     | 8,020           | 2,505       | Réponses multiples.....                              | 60. |

## Selected Characteristics for Federal Electoral Districts (1987 Representation Order), 1986 Census - 100% data

| No.  | Characteristics  | Gaspé  | Hochelaga -<br>Maisonneuve | Hull - Aylmer | Joliette | Jonquière | Kamouraska -<br>Rivière-<br>du-Loup |
|--|--|--------|----------------------------|---------------|----------|-----------|-------------------------------------|
| <b>DWELLING CHARACTERISTICS</b>              |  |        |                            |               |          |           |                                     |
| 1.   | Total number of occupied private dwellings.....            | 18,430 | 37,430                     | 33,375        | 32,005   | 22,105    | 23,725                              |
| by tenure                                    |  |        |                            |               |          |           |                                     |
| 2.   | Owned.....   | 14,155 | 6,855                      | 15,815        | 21,395   | 14,225    | 17,090                              |
| 3.   | Rented.....  | 4,270  | 30,575                     | 17,565        | 10,610   | 7,880     | 6,640                               |
| 4.   | On reserve(1).....   | -      | -                          | -             | -        | -         | -                                   |
| by type of dwelling                          |  |        |                            |               |          |           |                                     |
| 5.   | Single-detached house.....                                 | 13,780 | 845                        | 11,180        | 20,280   | 11,225    | 16,525                              |
| 6.   | Apartment, 5 or more storeys.....                          | -      | 2,005                      | 4,375         | 145      | 90        | 5                                   |
| 7.   | Movable dwelling.....                                      | 605    | 10                         | 5             | 210      | 155       | 275                                 |
| 8.   | All other types (2).....                                   | 4,035  | 34,570                     | 17,820        | 11,365   | 10,640    | 6,920                               |
| <b>HOUSEHOLD CHARACTERISTICS</b>             |  |        |                            |               |          |           |                                     |
| <b>Private Households</b>                    |  |        |                            |               |          |           |                                     |
| 9.   | Total number of private households.....                    | 18,425 | 37,430                     | 33,380        | 32,005   | 22,105    | 23,725                              |
| by size of household                         |  |        |                            |               |          |           |                                     |
| 10.  | 1 person.....  | 2,280  | 13,630                     | 7,830         | 4,925    | 2,975     | 3,985                               |
| 11.  | 2 persons.....   | 4,435  | 12,885                     | 10,640        | 9,500    | 5,935     | 6,680                               |
| 12.  | 3 persons.....   | 3,920  | 5,780                      | 6,585         | 6,840    | 4,875     | 4,415                               |
| 13.  | 4 - 5 persons.....   | 6,450  | 4,585                      | 7,565         | 9,795    | 7,520     | 7,425                               |
| 14.  | 6 - 9 persons.....   | 1,305  | 535                        | 740           | 930      | 780       | 1,195                               |
| 15.  | 10 or more persons.....                                    | 35     | 15                         | 15            | 20       | 5         | 25                                  |
| by number of families                        |  |        |                            |               |          |           |                                     |
| 16.  | Non-family household.....                                  | 2,885  | 16,705                     | 9,920         | 6,095    | 3,685     | 4,915                               |
| 17.  | 1 census family.....                                       | 15,180 | 20,525                     | 23,245        | 25,715   | 18,260    | 18,690                              |
| 18.  | 2 or more census families.....                             | 360    | 205                        | 210           | 195      | 160       | 130                                 |
| <b>Persons in Private Households</b>         |  |        |                            |               |          |           |                                     |
| 19.  | Total.....   | 59,800 | 79,840                     | 85,975        | 92,325   | 66,925    | 70,720                              |
| 20.  | Average number of persons per household.....               | 3.2    | 2.1                        | 2.6           | 2.9      | 3.0       | 3.0                                 |
| <b>CENSUS FAMILY CHARACTERISTICS</b>         |  |        |                            |               |          |           |                                     |
| <b>Census Families</b>                       |  |        |                            |               |          |           |                                     |
| 21.  | Total number of census families in private households..... | 15,905 | 20,925                     | 23,670        | 26,105   | 18,575    | 18,940                              |
| by size of family                            |  |        |                            |               |          |           |                                     |
| 22.  | 2 persons.....   | 4,915  | 11,565                     | 10,115        | 9,565    | 6,090     | 6,605                               |
| 23.  | 3 persons.....   | 4,090  | 5,100                      | 6,080         | 6,620    | 4,780     | 4,230                               |
| 24.  | 4 persons.....   | 4,215  | 3,060                      | 5,285         | 7,005    | 5,080     | 4,780                               |
| 25.  | 5 or more persons.....                                     | 2,685  | 1,205                      | 2,190         | 2,910    | 2,625     | 3,325                               |
| by family structure and presence of children |  |        |                            |               |          |           |                                     |
| 26.  | Number of husband-wife families.....                       | 13,645 | 15,785                     | 19,425        | 22,705   | 16,090    | 16,820                              |
| 27.  | With no children at home.....                              | 3,700  | 8,195                      | 7,480         | 7,590    | 4,645     | 5,470                               |
| 28.  | With children at home.....                                 | 9,945  | 7,585                      | 11,945        | 15,115   | 11,440    | 11,350                              |
| 29.  | 1 child at home.....                                       | 3,440  | 3,810                      | 4,885         | 5,600    | 4,055     | 3,575                               |
| 30.  | 2 children at home.....                                    | 3,965  | 2,685                      | 4,980         | 6,715    | 4,840     | 4,555                               |
| 31.  | 3 or more children at home.....                            | 2,540  | 1,090                      | 2,075         | 2,800    | 2,550     | 3,220                               |
| 32.  | Number of lone-parent families.....                        | 2,260  | 5,145                      | 4,245         | 3,405    | 2,480     | 2,120                               |
| 33.  | Male parent.....   | 495    | 690                        | 685           | 685      | 355       | 415                                 |
| 34.  | 1 child at home.....                                       | 255    | 495                        | 440           | 395      | 205       | 220                                 |
| 35.  | 2 children at home.....                                    | 130    | 135                        | 175           | 200      | 100       | 120                                 |
| 36.  | 3 or more children at home.....                            | 105    | 60                         | 65            | 80       | 50        | 75                                  |
| 37.  | Female parent.....   | 1,765  | 4,455                      | 3,560         | 2,720    | 2,125     | 1,705                               |
| 38.  | 1 child at home.....                                       | 955    | 2,870                      | 2,190         | 1,580    | 1,235     | 915                                 |
| 39.  | 2 children at home.....                                    | 525    | 1,150                      | 1,015         | 815      | 620       | 535                                 |
| 40.  | 3 or more children at home.....                            | 290    | 435                        | 355           | 315      | 270       | 255                                 |



**Certaines caractéristiques des circonscriptions électorales fédérales (Ordonnance de représentation de 1987),  
recensement de 1986 - données intégrales**

| La Prairie   | Lac-Saint-Jean | Lachine - Lac-Saint-Louis | Langelier | LaSalle - Émard | Laurentides | Caractéristiques   | N°  |
|--|----------------|---------------------------|-----------|-----------------|-------------|--|-----|
| <b>CARACTÉRISTIQUES DU LOGEMENT</b>                              |                |                           |           |                 |             |  |     |
| 32,820   | 21,010         | 36,825                    | 44,325    | 37,755          | 37,255      | Nombre total de logements privés occupés.....                        | 1.  |
| <b>selon le mode d'occupation</b>                                |                |                           |           |                 |             |  |     |
| 22,630   | 14,575         | 20,935                    | 9,485     | 12,795          | 22,775      | Possédé.....   | 2.  |
| 10,190   | 6,435          | 15,890                    | 34,840    | 24,960          | 14,475      | Loué.....  | 3.  |
| -  | -              | -                         | -         | -               | -           | Dans une réserve(1).....   | 4.  |
| <b>selon le type de logement</b>                                 |                |                           |           |                 |             |  |     |
| 16,900   | 12,695         | 17,500                    | 1,845     | 1,455           | 21,910      | Maison individuelle non attenante.....                               | 5.  |
| 1,630  | 45             | 2,055                     | 6,625     | 695             | 325         | Appartement, 5 étages ou plus.....                                   | 6.  |
| 15   | 330            | -                         | 10        | 5               | 140         | Logement mobile.....   | 7.  |
| 14,275   | 7,940          | 17,265                    | 35,850    | 35,605          | 14,875      | Tous autres types(2).....  | 8.  |
| <b>CARACTÉRISTIQUES DU MÉNAGE</b>                                |                |                           |           |                 |             |  |     |
| <b>Ménages privés</b>  |                |                           |           |                 |             |  |     |
| 32,820   | 21,010         | 36,825                    | 44,325    | 37,755          | 37,255      | Nombre total de ménages privés.....                                  | 9.  |
| <b>selon la taille du ménage</b>                                 |                |                           |           |                 |             |  |     |
| 5,160  | 2,370          | 8,260                     | 18,735    | 9,355           | 7,945       | 1 personne.....  | 10. |
| 9,120  | 4,920          | 12,080                    | 14,290    | 12,215          | 12,600      | 2 personnes.....   | 11. |
| 6,630  | 4,470          | 6,770                     | 6,000     | 7,400           | 7,275       | 3 personnes.....   | 12. |
| 10,895   | 8,005          | 8,930                     | 4,725     | 7,990           | 8,705       | 4 - 5 personnes.....   | 13. |
| 995  | 1,230          | 780                       | 565       | 780             | 705         | 6 - 9 personnes.....   | 14. |
| 15   | 15             | 15                        | 10        | 15              | 20          | 10 personnes ou plus.....  | 15. |
| <b>selon le nombre de familles</b>                               |                |                           |           |                 |             |  |     |
| 6,190  | 2,880          | 9,840                     | 23,160    | 11,040          | 9,535       | Ménage non familial.....   | 16. |
| 26,245   | 18,005         | 26,760                    | 21,070    | 26,450          | 27,560      | 1 famille de recensement.....  | 17. |
| 385  | 125            | 225                       | 100       | 265             | 160         | 2 familles de recensement ou plus.....                               | 18. |
| <b>Personnes dans les ménages privés</b>                         |                |                           |           |                 |             |  |     |
| 96,420   | 68,545         | 95,970                    | 89,170    | 95,055          | 96,575      | Total.....   | 19. |
| 2.9  | 3.3            | 2.6                       | 2.0       | 2.5             | 2.6         | Nombre moyen de personnes par ménage.....                            | 20. |
| <b>CARACTÉRISTIQUES DE LA FAMILLE DE RECENSEMENT</b>             |                |                           |           |                 |             |  |     |
| <b>Familles de recensement</b>                                   |                |                           |           |                 |             |  |     |
| 27,020   | 18,260         | 27,205                    | 21,270    | 26,985          | 27,880      | Nombre total de familles de recensement dans les ménages privés..... | 21. |
| <b>selon la taille de la famille</b>                             |                |                           |           |                 |             |  |     |
| 9,425  | 5,065          | 11,820                    | 11,775    | 12,125          | 12,455      | 2 personnes.....   | 22. |
| 6,540  | 4,420          | 6,435                     | 5,065     | 7,010           | 6,790       | 3 personnes.....   | 23. |
| 7,770  | 4,985          | 6,265                     | 3,105     | 5,750           | 6,345       | 4 personnes.....   | 24. |
| 3,290  | 3,795          | 2,685                     | 1,315     | 2,100           | 2,290       | 5 personnes ou plus.....   | 25. |
| <b>selon la structure de la famille et la présence d'enfants</b> |                |                           |           |                 |             |  |     |
| 23,650   | 16,155         | 23,570                    | 15,900    | 22,495          | 23,975      | Nombre de familles époux-épouse.....                                 | 26. |
| 7,490  | 3,985          | 9,650                     | 8,260     | 9,310           | 10,060      | Sans enfants à la maison.....  | 27. |
| 16,155   | 12,165         | 13,915                    | 7,645     | 13,185          | 13,915      | Avec enfants à la maison.....  | 28. |
| 5,465  | 3,750          | 5,340                     | 3,730     | 5,765           | 5,650       | 1 enfant à la maison.....  | 29. |
| 7,480  | 4,745          | 5,970                     | 2,745     | 5,390           | 6,055       | 2 enfants à la maison.....   | 30. |
| 3,210  | 3,670          | 2,600                     | 1,165     | 2,030           | 2,205       | 3 enfants ou plus à la maison.....                                   | 31. |
| 3,370  | 2,105          | 3,630                     | 5,365     | 4,495           | 3,910       | Nombre de familles monoparentales.....                               | 32. |
| 635  | 405            | 605                       | 695       | 620             | 715         | Parent de sexe masculin.....   | 33. |
| 385  | 215            | 370                       | 470       | 405             | 445         | 1 enfant à la maison.....  | 34. |
| 170  | 110            | 170                       | 165       | 160             | 200         | 2 enfants à la maison.....   | 35. |
| 75   | 75             | 70                        | 60        | 60              | 70          | 3 enfants ou plus à la maison.....                                   | 36. |
| 2,740  | 1,700          | 3,025                     | 4,670     | 3,875           | 3,195       | Parent de sexe féminin.....  | 37. |
| 1,555  | 860            | 1,790                     | 3,045     | 2,415           | 1,945       | 1 enfant à la maison.....  | 38. |
| 895  | 555            | 915                       | 1,170     | 1,085           | 940         | 2 enfants à la maison.....   | 39. |
| 290  | 285            | 320                       | 455       | 375             | 305         | 3 enfants ou plus à la maison.....                                   | 40. |

## Selected Characteristics for Federal Electoral Districts (1987 Representation Order), 1986 Census - 100% data

| No.  | Characteristics  | Gaspé  | Hochelega -<br>Maisonneuve | Hull - Aylmer | Joliette | Jonquière | Kamouraska -<br>Rivière-<br>du-Loup |
|--|--|--------|----------------------------|---------------|----------|-----------|-------------------------------------|
| <b>CENSUS FAMILY CHARACTERISTICS<br/>(concluded)</b> |  |        |                            |               |          |           |                                     |
| <b>Children in Census Families</b>                   |  |        |                            |               |          |           |                                     |
| 1.   | Total number of children at home.....                        | 24,105 | 20,365                     | 28,095        | 33,565   | 25,955    | 27,165                              |
| by age   |  |        |                            |               |          |           |                                     |
| 2.   | Under 6 years of age.....                                    | 4,705  | 4,295                      | 7,115         | 8,440    | 5,835     | 6,250                               |
| 3.   | 6 - 14 years.....  | 8,310  | 6,270                      | 9,825         | 12,975   | 9,750     | 9,875                               |
| 4.   | 15 - 17 years.....   | 2,905  | 2,415                      | 3,355         | 3,845    | 2,720     | 3,120                               |
| 5.   | 18 - 24 years.....   | 5,435  | 4,825                      | 5,830         | 5,970    | 5,435     | 5,355                               |
| 6.   | 25 years and over.....                                       | 2,745  | 2,550                      | 1,975         | 2,340    | 2,220     | 2,570                               |
| 7.   | Average number of children per census family(3) .            | 1.5    | 1.0                        | 1.2           | 1.3      | 1.4       | 1.4                                 |
| <b>Persons in Private Households</b>                 |  |        |                            |               |          |           |                                     |
| by census family status and living arrangements      |  |        |                            |               |          |           |                                     |
| 8.   | Total number of persons.....                                 | 59,800 | 79,845                     | 85,980        | 92,325   | 66,925    | 70,720                              |
| 9.   | Number of non-family persons.....                            | 6,145  | 22,765                     | 14,785        | 9,950    | 6,305     | 7,790                               |
| 10.  | Living with relatives (4).....                               | 2,505  | 4,220                      | 3,250         | 2,715    | 1,860     | 2,165                               |
| 11.  | Living with non-relatives only.....                          | 1,360  | 4,915                      | 3,705         | 2,310    | 1,465     | 1,640                               |
| 12.  | Living alone.....  | 2,280  | 13,635                     | 7,830         | 4,925    | 2,980     | 3,985                               |
| 13.  | Number of family persons.....                                | 53,655 | 57,075                     | 71,195        | 82,375   | 60,620    | 62,930                              |
| 14.  | Average number of persons per census family.....             | 3.4    | 2.7                        | 3.0           | 3.2      | 3.3       | 3.3                                 |
| 15.  | Total number of persons 65 years and over.....               | 5,240  | 10,780                     | 6,205         | 6,880    | 4,815     | 7,735                               |
| 16.  | Number of non-family persons 65 years and over.....          | 1,695  | 5,230                      | 2,670         | 2,625    | 1,500     | 2,610                               |
| 17.  | Living with relatives (4).....                               | 830    | 1,215                      | 750           | 835      | 490       | 890                                 |
| 18.  | Living with non-relatives only.....                          | 140    | 415                        | 170           | 305      | 105       | 250                                 |
| 19.  | Living alone.....  | 725    | 3,600                      | 1,750         | 1,485    | 905       | 1,470                               |
| 20.  | Number of family persons 65 years and over..                 | 3,545  | 5,550                      | 3,540         | 4,255    | 3,315     | 5,125                               |
| <b>ECONOMIC FAMILY CHARACTERISTICS</b>               |  |        |                            |               |          |           |                                     |
| <b>Economic Families</b>                             |  |        |                            |               |          |           |                                     |
| 21.  | Total number of economic families in private households..... | 15,875 | 22,000                     | 24,285        | 26,515   | 18,770    | 19,350                              |
| by size of family                                    |  |        |                            |               |          |           |                                     |
| 22.  | 2 persons.....   | 4,400  | 11,755                     | 10,005        | 9,320    | 5,860     | 6,570                               |
| 23.  | 3 persons.....   | 3,880  | 5,415                      | 6,235         | 6,735    | 4,805     | 4,320                               |
| 24.  | 4 persons.....   | 4,265  | 3,260                      | 5,440         | 7,100    | 5,135     | 4,855                               |
| 25.  | 5 or more persons.....                                       | 3,335  | 1,565                      | 2,605         | 3,360    | 2,975     | 3,605                               |
| <b>Persons in Private Households</b>                 |  |        |                            |               |          |           |                                     |
| 26.  | Total.....   | 59,800 | 79,845                     | 85,980        | 92,325   | 66,930    | 70,720                              |
| 27.  | Number of unattached individuals.....                        | 3,645  | 18,545                     | 11,540        | 7,235    | 4,440     | 5,625                               |
| 28.  | Number of economic family persons.....                       | 56,160 | 61,295                     | 74,440        | 85,090   | 62,485    | 65,095                              |
| 29.  | Average number of persons per economic family...             | 3.5    | 2.8                        | 3.1           | 3.2      | 3.3       | 3.4                                 |

**Certaines caractéristiques des circonscriptions électorales fédérales (Ordonnance de représentation de 1987),  
recensement de 1986 - données intégrales**

| La Prairie | Lac-Saint-Jean | Lachine - Lac-Saint-Louis | Langelier | LaSalle - Émard | Laurentides | Caractéristiques  | N°  |
|------------|----------------|---------------------------|-----------|-----------------|-------------|---|-----|
|            |                |                           |           |                 |             | <b>CARACTÉRISTIQUES DE LA FAMILLE DE RECENSEMENT (fin)</b>  |     |
|            |                |                           |           |                 |             | <b>Enfants dans les familles de recensement</b>   |     |
| 35,970     | 29,095         | 31,305                    | 21,110    | 29,845          | 30,855      | <b>Nombre total d'enfants à la maison.....</b>  | 1.  |
|            |                |                           |           |                 |             | <b>selon l'âge</b>  |     |
| 7,465      | 7,265          | 7,045                     | 4,050     | 6,355           | 7,420       | Moins de 6 ans.....   | 2.  |
| 13,675     | 10,825         | 10,415                    | 5,925     | 9,250           | 11,350      | 6 - 14 ans.....   | 3.  |
| 4,860      | 3,050          | 3,840                     | 2,325     | 3,770           | 3,770       | 15 - 17 ans.....  | 4.  |
| 7,910      | 5,750          | 7,310                     | 5,310     | 7,510           | 6,010       | 18 - 24 ans.....  | 5.  |
| 2,055      | 2,210          | 2,695                     | 3,505     | 2,965           | 2,300       | 25 ans et plus.....   | 6.  |
| 1.3        | 1.6            | 1.2                       | 1.0       | 1.1             | 1.1         | <b>Nombre moyen d'enfants par famille de recensement (3).....</b>   | 7.  |
|            |                |                           |           |                 |             | <b>Personnes dans les ménages privés</b>  |     |
|            |                |                           |           |                 |             | <b>selon la situation des particuliers dans la famille de recensement et modalité de vie</b>                          |     |
| 96,420     | 68,545         | 95,965                    | 89,170    | 95,055          | 96,575      | <b>Nombre total de personnes.....</b>   | 8.  |
| 9,785      | 5,035          | 13,885                    | 30,890    | 15,725          | 13,865      | Nombre de personnes hors famille.....   | 9.  |
| 2,780      | 1,460          | 3,090                     | 5,075     | 3,715           | 2,860       | Vivant avec des personnes apparentées(4)....  | 10. |
| 1,845      | 1,205          | 2,540                     | 7,075     | 2,655           | 3,060       | Vivant avec des personnes non apparentées<br>seulement.....   | 11. |
| 5,160      | 2,370          | 8,255                     | 18,740    | 9,360           | 7,945       | Vivant seules.....  | 12. |
| 86,630     | 63,510         | 82,080                    | 58,280    | 79,330          | 82,710      | Nombre de personnes dans les familles.....  | 13. |
| 3.2        | 3.5            | 3.0                       | 2.7       | 2.9             | 3.0         | <b>Nombre moyen de personnes par famille de recensement.....</b>  | 14. |
| 6,005      | 3,975          | 10,985                    | 15,325    | 9,420           | 9,475       | <b>Nombre total de personnes de 65 ans et plus...<br/>Nombre de personnes hors famille de 65 ans<br/>et plus.....</b> | 15. |
| 2,445      | 1,155          | 4,200                     | 8,085     | 3,930           | 3,610       | Vivant avec des personnes apparentées(4)....  | 16. |
| 890        | 355            | 1,110                     | 1,805     | 1,105           | 885         | Vivant avec des personnes non apparentées<br>seulement.....   | 17. |
| 175        | 100            | 275                       | 550       | 285             | 435         | Vivant seules.....  | 18. |
| 1,375      | 700            | 2,815                     | 5,735     | 2,540           | 2,285       | Nombre de personnes de 65 ans et plus dans<br>les familles.....   | 19. |
| 3,560      | 2,820          | 6,785                     | 7,240     | 5,490           | 5,865       |   | 20. |
|            |                |                           |           |                 |             | <b>CARACTÉRISTIQUES DE LA FAMILLE ÉCONOMIQUE</b>  |     |
|            |                |                           |           |                 |             | <b>Familles économiques</b>   |     |
| 27,130     | 18,375         | 27,735                    | 22,930    | 27,590          | 28,465      | <b>Nombre total de familles économiques dans les<br/>ménages privés.....</b>  | 21. |
|            |                |                           |           |                 |             | <b>selon la taille de la famille</b>  |     |
| 8,905      | 4,860          | 11,630                    | 12,600    | 11,820          | 12,315      | 2 personnes.....  | 22. |
| 6,515      | 4,430          | 6,625                     | 5,445     | 7,255           | 7,065       | 3 personnes.....  | 23. |
| 7,750      | 5,020          | 6,335                     | 3,295     | 5,895           | 6,470       | 4 personnes.....  | 24. |
| 3,960      | 4,070          | 3,155                     | 1,595     | 2,630           | 2,610       | 5 personnes ou plus.....  | 25. |
|            |                |                           |           |                 |             | <b>Personnes dans les ménages privés</b>  |     |
| 96,420     | 68,545         | 95,965                    | 89,170    | 95,055          | 96,580      | <b>Total.....</b>   | 26. |
| 7,005      | 3,570          | 10,795                    | 25,815    | 12,015          | 11,010      | Nombre de personnes seules.....   | 27. |
| 89,415     | 64,975         | 85,175                    | 63,360    | 83,040          | 85,570      | Nombre de personnes dans la famille<br>économique.....  | 28. |
| 3.3        | 3.5            | 3.1                       | 2.8       | 3.0             | 3.0         | <b>Nombre moyen de personnes par famille<br/>économique.....</b>  | 29. |

## Selected Characteristics for Federal Electoral Districts (1987 Representation Order), 1986 Census - 100% data

| No.                               | Characteristics  | Laurier -<br>Sainte-Marie | Laval  | Laval-des-<br>Rapides | Lévis   | Longueuil | Lotbinière |
|-----------------------------------|--|---------------------------|--------|-----------------------|---------|-----------|------------|
| <b>POPULATION CHARACTERISTICS</b> |  |                           |        |                       |         |           |            |
| 1.                                | Total population.....                                    | 83,490                    | 95,770 | 93,955                | 104,365 | 106,860   | 92,425     |
| <b>by sex and age</b>             |  |                           |        |                       |         |           |            |
| 2.                                | Male, total.....   | 42,785                    | 47,615 | 45,610                | 51,220  | 51,710    | 46,125     |
| 3.                                | 0 - 4 years.....   | 1,590                     | 3,280  | 3,035                 | 4,325   | 3,275     | 3,640      |
| 4.                                | 5 - 9 years.....   | 1,515                     | 3,630  | 3,035                 | 5,035   | 3,415     | 4,120      |
| 5.                                | 10 - 14 years.....                                       | 1,520                     | 3,655  | 2,860                 | 4,055   | 3,365     | 3,570      |
| 6.                                | 15 years.....  | 370                       | 825    | 675                   | 735     | 760       | 730        |
| 7.                                | 16 years.....  | 330                       | 805    | 700                   | 685     | 795       | 750        |
| 8.                                | 17 years.....  | 405                       | 800    | 670                   | 680     | 800       | 715        |
| 9.                                | 18 years and over.....                                   | 37,060                    | 34,615 | 34,630                | 35,710  | 39,305    | 32,600     |
| 10.                               | 18 - 19 years.....                                       | 1,055                     | 1,625  | 1,565                 | 1,315   | 1,620     | 1,450      |
| 11.                               | 20 - 24 years.....                                       | 4,750                     | 4,275  | 4,830                 | 3,855   | 5,815     | 4,010      |
| 12.                               | 25 - 29 years.....                                       | 5,665                     | 4,055  | 5,010                 | 4,750   | 6,160     | 4,145      |
| 13.                               | 30 - 34 years.....                                       | 5,050                     | 3,920  | 3,930                 | 5,295   | 4,665     | 4,070      |
| 14.                               | 35 - 39 years.....                                       | 3,975                     | 3,990  | 3,415                 | 5,360   | 4,085     | 3,585      |
| 15.                               | 40 - 44 years.....                                       | 2,860                     | 3,755  | 3,185                 | 4,220   | 3,650     | 2,945      |
| 16.                               | 45 - 49 years.....                                       | 2,315                     | 3,245  | 2,710                 | 2,485   | 2,885     | 2,310      |
| 17.                               | 50 - 54 years.....                                       | 2,290                     | 2,925  | 2,675                 | 1,955   | 2,680     | 2,070      |
| 18.                               | 55 - 59 years.....                                       | 2,340                     | 2,520  | 2,535                 | 1,760   | 2,400     | 1,920      |
| 19.                               | 60 - 64 years.....                                       | 2,150                     | 1,745  | 1,890                 | 1,575   | 1,935     | 1,825      |
| 20.                               | 65 - 74 years.....                                       | 2,835                     | 1,790  | 2,080                 | 2,150   | 2,475     | 2,775      |
| 21.                               | 75 - 84 years.....                                       | 1,470                     | 650    | 690                   | 840     | 815       | 1,215      |
| 22.                               | 85 years and over.....                                   | 305                       | 125    | 105                   | 150     | 125       | 270        |
| 23.                               | Female, total.....                                       | 40,710                    | 48,155 | 48,345                | 53,145  | 55,145    | 46,300     |
| 24.                               | 0 - 4 years.....   | 1,510                     | 3,200  | 2,865                 | 4,025   | 3,145     | 3,590      |
| 25.                               | 5 - 9 years.....   | 1,415                     | 3,515  | 2,925                 | 4,790   | 3,220     | 3,840      |
| 26.                               | 10 - 14 years.....                                       | 1,420                     | 3,390  | 2,815                 | 4,060   | 3,195     | 3,380      |
| 27.                               | 15 years.....  | 345                       | 775    | 645                   | 690     | 705       | 705        |
| 28.                               | 16 years.....  | 340                       | 795    | 705                   | 685     | 780       | 670        |
| 29.                               | 17 years.....  | 390                       | 780    | 695                   | 590     | 750       | 745        |
| 30.                               | 18 years and over.....                                   | 35,280                    | 35,700 | 37,700                | 38,300  | 43,350    | 33,365     |
| 31.                               | 18 - 19 years.....                                       | 955                       | 1,565  | 1,520                 | 1,300   | 1,780     | 1,420      |
| 32.                               | 20 - 24 years.....                                       | 4,390                     | 3,975  | 4,950                 | 3,930   | 5,955     | 3,765      |
| 33.                               | 25 - 29 years.....                                       | 4,540                     | 4,260  | 4,915                 | 5,135   | 5,935     | 4,050      |
| 34.                               | 30 - 34 years.....                                       | 3,810                     | 4,185  | 4,160                 | 5,730   | 4,835     | 3,885      |
| 35.                               | 35 - 39 years.....                                       | 2,925                     | 4,140  | 3,745                 | 5,390   | 4,530     | 3,445      |
| 36.                               | 40 - 44 years.....                                       | 2,135                     | 3,935  | 3,460                 | 3,880   | 4,085     | 2,905      |
| 37.                               | 45 - 49 years.....                                       | 1,940                     | 3,185  | 2,960                 | 2,360   | 3,145     | 2,170      |
| 38.                               | 50 - 54 years.....                                       | 2,015                     | 2,635  | 2,855                 | 2,005   | 2,845     | 2,160      |
| 39.                               | 55 - 59 years.....                                       | 2,295                     | 2,370  | 2,640                 | 1,960   | 2,570     | 2,085      |
| 40.                               | 60 - 64 years.....                                       | 2,235                     | 1,770  | 2,150                 | 1,850   | 2,445     | 2,000      |
| 41.                               | 65 - 74 years.....                                       | 4,115                     | 2,110  | 2,850                 | 2,985   | 3,430     | 3,230      |
| 42.                               | 75 - 84 years.....                                       | 2,945                     | 1,155  | 1,210                 | 1,390   | 1,470     | 1,755      |
| 43.                               | 85 years and over.....                                   | 980                       | 430    | 270                   | 375     | 335       | 505        |
| <b>by marital status</b>          |  |                           |        |                       |         |           |            |
| 44.                               | Single (never married), total.....                       | 43,535                    | 40,295 | 38,265                | 46,490  | 45,780    | 40,860     |
| 45.                               | Single (never married), 15 years of age<br>and over..... | 34,565                    | 19,625 | 20,735                | 20,195  | 26,160    | 18,715     |
| 46.                               | Married.....   | 24,700                    | 48,695 | 46,095                | 51,000  | 48,150    | 44,580     |
| 47.                               | Separated.....   | 3,415                     | 1,295  | 2,095                 | 1,130   | 2,960     | 1,015      |
| 48.                               | Widowed.....   | 6,625                     | 3,340  | 3,900                 | 3,565   | 4,840     | 4,085      |
| 49.                               | Divorced.....  | 5,215                     | 2,145  | 3,600                 | 2,190   | 5,120     | 1,885      |
| <b>by mother tongue</b>           |  |                           |        |                       |         |           |            |
| 50.                               | Single responses.....                                    | 78,775                    | 90,025 | 89,195                | 103,005 | 102,315   | 91,510     |
| 51.                               | English.....   | 4,405                     | 13,025 | 4,755                 | 945     | 3,700     | 515        |
| 52.                               | French.....  | 65,775                    | 64,040 | 77,765                | 101,670 | 94,585    | 90,595     |
| 53.                               | Non-official languages.....                              | 8,595                     | 12,960 | 6,670                 | 385     | 4,035     | 405        |
| 54.                               | Italian.....   | 295                       | 1,325  | 1,890                 | 80      | 690       | 25         |
| 55.                               | German.....  | 205                       | 955    | 465                   | 30      | 165       | 160        |
| 56.                               | Chinese.....   | 1,315                     | 45     | 70                    | 10      | 230       | 25         |
| 57.                               | Ukrainian.....   | 155                       | 75     | 65                    | 5       | 45        | -          |
| 58.                               | Portuguese.....  | 2,475                     | 705    | 730                   | 5       | 285       | 10         |
| 59.                               | Other languages.....                                     | 4,155                     | 9,850  | 3,455                 | 255     | 2,615     | 185        |
| 60.                               | Multiple responses.....                                  | 4,715                     | 5,750  | 4,760                 | 1,360   | 4,545     | 915        |

**Certaines caractéristiques des circonscriptions électorales fédérales (Ordonnance de représentation de 1987),  
recensement de 1986 - données intégrales**

| Louis-Hébert | Manicouagan | Matapédia -<br>Matane | Mégantic -<br>Compton -<br>Stanstead | Mercier | Montmorency -<br>Orléans | Caractéristiques  | N°  |
|--------------|-------------|-----------------------|--------------------------------------|---------|--------------------------|---|-----|
|              |             |                       |                                      |         |                          | <b>CARACTÉRISTIQUES DE LA POPULATION</b>                |     |
| 94,500       | 57,075      | 65,390                | 73,920                               | 105,830 | 92,590                   | Population totale.....                                  | 1.  |
|              |             |                       |                                      |         |                          | <b>selon le sexe et l'âge</b>                           |     |
| 44,465       | 29,085      | 32,750                | 37,020                               | 51,305  | 45,410                   | Hommes, total.....                                      | 2.  |
| 2,425        | 2,335       | 2,305                 | 2,895                                | 3,065   | 3,180                    | 0 - 4 ans.....  | 3.  |
| 2,920        | 2,640       | 2,740                 | 3,190                                | 3,085   | 3,505                    | 5 - 9 ans.....  | 4.  |
| 3,060        | 2,655       | 2,435                 | 2,775                                | 2,835   | 3,295                    | 10 - 14 ans.....  | 5.  |
| 695          | 560         | 495                   | 595                                  | 650     | 680                      | 15 ans.....   | 6.  |
| 720          | 540         | 490                   | 615                                  | 710     | 610                      | 16 ans.....   | 7.  |
| 680          | 575         | 540                   | 630                                  | 750     | 670                      | 17 ans.....   | 8.  |
| 33,965       | 19,785      | 23,745                | 26,325                               | 40,205  | 33,480                   | 18 ans et plus.....                                     | 9.  |
| 1,500        | 1,060       | 1,045                 | 1,190                                | 1,560   | 1,255                    | 18 - 19 ans.....  | 10. |
| 4,995        | 2,575       | 2,790                 | 3,155                                | 5,080   | 3,775                    | 20 - 24 ans.....  | 11. |
| 4,605        | 2,710       | 3,010                 | 3,025                                | 5,605   | 4,155                    | 25 - 29 ans.....  | 12. |
| 3,770        | 2,690       | 2,865                 | 3,100                                | 4,400   | 4,210                    | 30 - 34 ans.....  | 13. |
| 3,535        | 2,515       | 2,540                 | 2,850                                | 3,635   | 4,105                    | 35 - 39 ans.....  | 14. |
| 3,195        | 1,965       | 2,145                 | 2,320                                | 3,445   | 3,530                    | 40 - 44 ans.....  | 15. |
| 2,545        | 1,680       | 1,530                 | 1,745                                | 3,005   | 2,545                    | 45 - 49 ans.....  | 16. |
| 2,460        | 1,430       | 1,445                 | 1,735                                | 3,115   | 2,255                    | 50 - 54 ans.....  | 17. |
| 2,225        | 1,080       | 1,500                 | 1,645                                | 3,220   | 2,175                    | 55 - 59 ans.....  | 18. |
| 1,860        | 805         | 1,500                 | 1,660                                | 2,670   | 1,900                    | 60 - 64 ans.....  | 19. |
| 2,345        | 870         | 2,150                 | 2,570                                | 3,220   | 2,385                    | 65 - 74 ans.....  | 20. |
| 810          | 330         | 1,005                 | 1,085                                | 1,085   | 995                      | 75 - 84 ans.....  | 21. |
| 130          | 75          | 230                   | 245                                  | 170     | 195                      | 85 ans et plus.....                                     | 22. |
| 50,035       | 27,985      | 32,635                | 36,900                               | 54,525  | 47,180                   | Femmes, total.....                                      | 23. |
| 2,250        | 2,240       | 2,185                 | 2,735                                | 2,950   | 2,805                    | 0 - 4 ans.....  | 24. |
| 2,725        | 2,520       | 2,520                 | 2,885                                | 2,855   | 3,345                    | 5 - 9 ans.....  | 25. |
| 2,920        | 2,505       | 2,305                 | 2,575                                | 2,730   | 3,215                    | 10 - 14 ans.....  | 26. |
| 705          | 530         | 485                   | 570                                  | 655     | 660                      | 15 ans.....   | 27. |
| 715          | 525         | 485                   | 490                                  | 655     | 615                      | 16 ans.....   | 28. |
| 695          | 570         | 460                   | 565                                  | 660     | 560                      | 17 ans.....   | 29. |
| 40,025       | 19,100      | 24,195                | 27,080                               | 44,025  | 35,980                   | 18 ans et plus.....                                     | 30. |
| 1,600        | 1,120       | 965                   | 1,160                                | 1,495   | 1,265                    | 18 - 19 ans.....  | 31. |
| 5,585        | 2,735       | 2,745                 | 2,975                                | 5,095   | 3,695                    | 20 - 24 ans.....  | 32. |
| 4,650        | 2,680       | 2,980                 | 3,125                                | 5,500   | 4,250                    | 25 - 29 ans.....  | 33. |
| 4,390        | 2,665       | 2,765                 | 2,940                                | 4,415   | 4,310                    | 30 - 34 ans.....  | 34. |
| 4,195        | 2,310       | 2,465                 | 2,655                                | 3,905   | 4,260                    | 35 - 39 ans.....  | 35. |
| 3,855        | 1,880       | 1,950                 | 2,230                                | 3,760   | 3,445                    | 40 - 44 ans.....  | 36. |
| 3,025        | 1,490       | 1,550                 | 1,770                                | 3,305   | 2,500                    | 45 - 49 ans.....  | 37. |
| 2,775        | 1,245       | 1,450                 | 1,740                                | 3,345   | 2,360                    | 50 - 54 ans.....  | 38. |
| 2,680        | 930         | 1,635                 | 1,830                                | 3,445   | 2,380                    | 55 - 59 ans.....  | 39. |
| 2,280        | 760         | 1,670                 | 1,815                                | 3,135   | 2,140                    | 60 - 64 ans.....  | 40. |
| 3,160        | 815         | 2,440                 | 2,845                                | 4,180   | 3,125                    | 65 - 74 ans.....  | 41. |
| 1,465        | 380         | 1,255                 | 1,485                                | 2,000   | 1,740                    | 75 - 84 ans.....  | 42. |
| 365          | 90          | 335                   | 510                                  | 450     | 495                      | 85 ans et plus.....                                     | 43. |
|              |             |                       |                                      |         |                          | <b>selon l'état matrimonial</b>                         |     |
| 43,035       | 28,010      | 29,180                | 31,675                               | 43,350  | 41,945                   | Célibataires (jamais marié(e)s), total.....             | 44. |
| 26,730       | 13,115      | 14,685                | 14,610                               | 25,830  | 22,595                   | Célibataires (jamais marié(e)s), 15<br>ans et plus..... | 45. |
| 43,305       | 25,755      | 30,745                | 35,900                               | 50,015  | 43,495                   | Marié(e)s.....  | 46. |
| 1,575        | 660         | 705                   | 810                                  | 2,615   | 1,095                    | Séparé(e)s.....   | 47. |
| 3,685        | 1,550       | 3,330                 | 3,790                                | 5,790   | 3,890                    | Veufs (ves).....  | 48. |
| 2,900        | 1,110       | 1,430                 | 1,750                                | 4,060   | 2,170                    | Divorcé(e)s.....  | 49. |
|              |             |                       |                                      |         |                          | <b>selon la langue maternelle</b>                       |     |
| 91,945       | 55,935      | 64,800                | 72,265                               | 101,910 | 91,425                   | Réponses uniques.....                                   | 50. |
| 3,195        | 5,410       | 370                   | 10,210                               | 3,655   | 635                      | Anglais.....  | 51. |
| 87,160       | 45,140      | 64,375                | 61,600                               | 93,955  | 90,435                   | Français.....   | 52. |
| 1,595        | 5,385       | 55                    | 455                                  | 4,305   | 350                      | Langues non officielles.....                            | 53. |
| 195          | 145         | 20                    | 35                                   | 2,285   | 40                       | Italien.....  | 54. |
| 110          | 40          | 5                     | 110                                  | 75      | 15                       | Allemand.....   | 55. |
| 80           | 35          | -                     | -                                    | 145     | 20                       | Chinois.....  | 56. |
| 5            | 5           | -                     | 10                                   | 70      | -                        | Ukrainien.....  | 57. |
| 70           | 85          | -                     | 5                                    | 525     | 65                       | Portugais.....  | 58. |
| 1,130        | 5,075       | 30                    | 300                                  | 1,210   | 210                      | Autres langues.....                                     | 59. |
| 2,560        | 1,140       | 585                   | 1,655                                | 3,915   | 1,165                    | Réponses multiples.....                                 | 60. |

## Selected Characteristics for Federal Electoral Districts (1987 Representation Order), 1986 Census - 100% data

| No.  | Characteristics  | Laurier -<br>Sainte-Marie | Laval  | Laval-des-<br>Rapides | Lévis   | Longueuil | Lotbinière |
|--|--|---------------------------|--------|-----------------------|---------|-----------|------------|
| <b>DWELLING CHARACTERISTICS</b>              |  |                           |        |                       |         |           |            |
| 1.   | Total number of occupied private dwellings.....            | 40,925                    | 30,685 | 35,075                | 34,755  | 42,410    | 30,830     |
| by tenure                                    |  |                           |        |                       |         |           |            |
| 2.   | Owned.....   | 5,905                     | 23,505 | 17,215                | 23,880  | 15,060    | 22,235     |
| 3.   | Rented.....  | 35,020                    | 7,185  | 17,855                | 10,875  | 27,355    | 8,600      |
| 4.   | On reserve(1).....   | -                         | -      | -                     | -       | -         | -          |
| by type of dwelling                          |  |                           |        |                       |         |           |            |
| 5.   | Single-detached house.....                                 | 85                        | 17,690 | 12,580                | 20,845  | 9,370     | 21,475     |
| 6.   | Apartment, 5 or more storeys.....                          | 7,050                     | 1,865  | 2,565                 | 450     | 3,005     | -          |
| 7.   | Movable dwelling.....                                      | 5                         | 295    | 10                    | 600     | 15        | 230        |
| 8.   | All other types(2).....                                    | 33,785                    | 10,835 | 19,925                | 12,860  | 30,020    | 9,135      |
| <b>HOUSEHOLD CHARACTERISTICS</b>             |  |                           |        |                       |         |           |            |
| Private Households                           |  |                           |        |                       |         |           |            |
| 9.   | Total number of private households.....                    | 40,925                    | 30,685 | 35,075                | 34,755  | 42,410    | 30,835     |
| by size of household                         |  |                           |        |                       |         |           |            |
| 10.  | 1 person.....  | 19,140                    | 3,590  | 6,885                 | 5,310   | 10,610    | 5,340      |
| 11.  | 2 persons.....   | 12,870                    | 8,200  | 11,575                | 9,570   | 14,195    | 8,760      |
| 12.  | 3 persons.....   | 4,830                     | 6,850  | 7,400                 | 7,045   | 8,195     | 5,785      |
| 13.  | 4 - 5 persons.....   | 3,520                     | 10,995 | 8,520                 | 11,810  | 8,595     | 9,500      |
| 14.  | 6 - 9 persons.....   | 545                       | 1,035  | 695                   | 1,005   | 790       | 1,420      |
| 15.  | 10 or more persons.....                                    | 20                        | 10     | 10                    | 20      | 25        | 25         |
| by number of families                        |  |                           |        |                       |         |           |            |
| 16.  | Non-family household.....                                  | 24,940                    | 4,405  | 8,290                 | 6,535   | 13,055    | 6,280      |
| 17.  | 1 census family.....                                       | 15,800                    | 25,940 | 26,510                | 28,100  | 29,065    | 24,445     |
| 18.  | 2 or more census families.....                             | 190                       | 340    | 275                   | 115     | 280       | 110        |
| Persons in Private Households                |  |                           |        |                       |         |           |            |
| 19.  | Total.....   | 78,160                    | 94,190 | 92,860                | 102,690 | 105,525   | 90,765     |
| 20.  | Average number of persons per household.....               | 1.9                       | 3.1    | 2.6                   | 3.0     | 2.5       | 2.9        |
| <b>CENSUS FAMILY CHARACTERISTICS</b>         |  |                           |        |                       |         |           |            |
| Census Families                              |  |                           |        |                       |         |           |            |
| 21.  | Total number of census families in private households..... | 16,180                    | 26,620 | 27,060                | 28,335  | 29,640    | 24,665     |
| by size of family                            |  |                           |        |                       |         |           |            |
| 22.  | 2 persons.....   | 9,355                     | 8,650  | 11,620                | 9,380   | 13,655    | 8,675      |
| 23.  | 3 persons.....   | 3,645                     | 6,805  | 7,135                 | 6,760   | 7,675     | 5,610      |
| 24.  | 4 persons.....   | 2,175                     | 7,980  | 6,150                 | 8,295   | 5,990     | 6,080      |
| 25.  | 5 or more persons.....                                     | 1,005                     | 3,185  | 2,155                 | 3,900   | 2,315     | 4,300      |
| by family structure and presence of children |  |                           |        |                       |         |           |            |
| 26.  | Number of husband-wife families.....                       | 11,600                    | 23,970 | 22,695                | 25,120  | 23,620    | 21,855     |
| 27.  | With no children at home.....                              | 6,365                     | 7,215  | 8,965                 | 7,510   | 10,040    | 7,135      |
| 28.  | With children at home.....                                 | 5,235                     | 16,755 | 13,725                | 17,615  | 13,580    | 14,720     |
| 29.  | 1 child at home.....                                       | 2,530                     | 5,915  | 5,815                 | 5,810   | 5,905     | 4,740      |
| 30.  | 2 children at home.....                                    | 1,840                     | 7,720  | 5,830                 | 7,995   | 5,470     | 5,795      |
| 31.  | 3 or more children at home.....                            | 875                       | 3,120  | 2,080                 | 3,800   | 2,205     | 4,185      |
| 32.  | Number of lone-parent families.....                        | 4,580                     | 2,650  | 4,365                 | 3,215   | 6,025     | 2,810      |
| 33.  | Male parent.....   | 740                       | 545    | 700                   | 575     | 850       | 535        |
| 34.  | 1 child at home.....                                       | 530                       | 310    | 430                   | 360     | 545       | 300        |
| 35.  | 2 children at home.....                                    | 155                       | 165    | 205                   | 155     | 235       | 160        |
| 36.  | 3 or more children at home.....                            | 55                        | 70     | 65                    | 60      | 80        | 75         |
| 37.  | Female parent.....   | 3,835                     | 2,100  | 3,665                 | 2,640   | 5,170     | 2,275      |
| 38.  | 1 child at home.....                                       | 2,455                     | 1,120  | 2,225                 | 1,515   | 3,075     | 1,240      |
| 39.  | 2 children at home.....                                    | 965                       | 725    | 1,115                 | 790     | 1,540     | 710        |
| 40.  | 3 or more children at home.....                            | 410                       | 255    | 330                   | 330     | 555       | 325        |

**Certaines caractéristiques des circonscriptions électorales fédérales (Ordonnance de représentation de 1987),  
recensement de 1986 - données intégrales**

| Louis-Hébert   | Manicouagan | Matapédia -<br>Matane | Mégantic -<br>Compton -<br>Stanstead | Mercier | Montmorency -<br>Orléans | Caractéristiques  | N°  |
|--|-------------|-----------------------|--------------------------------------|---------|--------------------------|---|-----|
| <b>CARACTÉRISTIQUES DU LOGEMENT</b>                                  |             |                       |                                      |         |                          |   |     |
| 35,440   | 17,530      | 21,645                | 25,465                               | 39,510  | 30,145                   | Nombre total de logements privés occupés.....                           | 1.  |
| <b>selon le mode d'occupation</b>                                    |             |                       |                                      |         |                          |   |     |
| 18,960   | 11,040      | 15,255                | 17,950                               | 16,720  | 19,575                   | Possédé.....  | 2.  |
| 16,480   | 5,860       | 6,395                 | 7,515                                | 22,790  | 10,570                   | Loué.....   | 3.  |
| -  | 625         | -                     | -                                    | -       | -                        | Dans une réserve (1).....   | 4.  |
| <b>selon le type de logement</b>                                     |             |                       |                                      |         |                          |   |     |
| 14,870   | 10,595      | 14,765                | 17,570                               | 7,150   | 15,870                   | Maison individuelle non attenante.....                                  | 5.  |
| 3,415  | 620         | 5                     | 10                                   | 610     | 255                      | Appartement, 5 étages ou plus.....                                      | 6.  |
| 20   | 585         | 410                   | 275                                  | 5       | 735                      | Logement mobile.....  | 7.  |
| 17,135   | 5,730       | 6,470                 | 7,610                                | 31,745  | 13,290                   | Tous autres types (2).....  | 8.  |
| <b>CARACTÉRISTIQUES DU MÉNAGE</b>                                    |             |                       |                                      |         |                          |   |     |
| <b>Ménages privés</b>  |             |                       |                                      |         |                          |   |     |
| 35,440   | 17,525      | 21,645                | 25,465                               | 39,510  | 30,145                   | Nombre total de ménages privés.....                                     | 9.  |
| <b>selon la taille du ménage</b>                                     |             |                       |                                      |         |                          |   |     |
| 8,225  | 2,550       | 3,530                 | 4,705                                | 8,600   | 4,625                    | 1 personne.....   | 10. |
| 11,240   | 3,825       | 6,150                 | 7,790                                | 13,235  | 8,560                    | 2 personnes.....  | 11. |
| 6,490  | 3,695       | 4,410                 | 4,665                                | 8,490   | 6,555                    | 3 personnes.....  | 12. |
| 8,670  | 6,285       | 6,540                 | 7,275                                | 8,480   | 9,450                    | 4 - 5 personnes.....  | 13. |
| 805  | 1,070       | 995                   | 1,010                                | 695     | 945                      | 6 - 9 personnes.....  | 14. |
| 10   | 100         | 20                    | 25                                   | 15      | 15                       | 10 personnes ou plus.....   | 15. |
| <b>selon le nombre de familles</b>                                   |             |                       |                                      |         |                          |   |     |
| 10,580   | 3,100       | 4,300                 | 5,605                                | 10,370  | 5,790                    | Ménage non familial.....  | 16. |
| 24,720   | 14,215      | 17,190                | 19,775                               | 28,850  | 24,200                   | 1 famille de recensement.....   | 17. |
| 140  | 210         | 165                   | 85                                   | 295     | 165                      | 2 familles de recensement ou plus.....                                  | 18. |
| <b>Personnes dans les ménages privés</b>                             |             |                       |                                      |         |                          |   |     |
| 92,455   | 56,525      | 63,895                | 72,370                               | 101,070 | 87,945                   | Total.....  | 19. |
| 2.6  | 3.2         | 3.0                   | 2.8                                  | 2.6     | 2.9                      | Nombre moyen de personnes par ménage.....                               | 20. |
| <b>CARACTÉRISTIQUES DE LA FAMILLE DE<br/>RECENSEMENT</b>             |             |                       |                                      |         |                          |   |     |
| <b>Familles de recensement</b>                                       |             |                       |                                      |         |                          |   |     |
| 24,995   | 14,640      | 17,515                | 19,945                               | 29,440  | 24,525                   | Nombre total de familles de recensement dans<br>les ménages privés..... | 21. |
| <b>selon la taille de la famille</b>                                 |             |                       |                                      |         |                          |   |     |
| 10,295   | 4,065       | 6,315                 | 7,660                                | 13,230  | 8,525                    | 2 personnes.....  | 22. |
| 5,965  | 3,755       | 4,245                 | 4,445                                | 8,075   | 6,325                    | 3 personnes.....  | 23. |
| 5,965  | 4,295       | 4,310                 | 4,800                                | 6,155   | 6,705                    | 4 personnes.....  | 24. |
| 2,770  | 2,530       | 2,640                 | 3,035                                | 1,980   | 2,975                    | 5 personnes ou plus.....  | 25. |
| <b>selon la structure de la famille et la<br/>présence d'enfants</b> |             |                       |                                      |         |                          |   |     |
| 21,285   | 12,570      | 15,020                | 17,605                               | 24,370  | 21,205                   | Nombre de familles époux-épouse.....                                    | 26. |
| 8,075  | 2,955       | 4,855                 | 6,330                                | 10,110  | 6,605                    | Sans enfants à la maison.....   | 27. |
| 13,205   | 9,610       | 10,165                | 11,275                               | 14,260  | 14,600                   | Avec enfants à la maison.....   | 28. |
| 4,870  | 3,145       | 3,585                 | 3,745                                | 6,530   | 5,330                    | 1 enfant à la maison.....   | 29. |
| 5,655  | 4,050       | 4,050                 | 4,570                                | 5,825   | 6,405                    | 2 enfants à la maison.....  | 30. |
| 2,685  | 2,420       | 2,525                 | 2,965                                | 1,905   | 2,860                    | 3 enfants ou plus à la maison.....                                      | 31. |
| 3,710  | 2,070       | 2,495                 | 2,340                                | 5,075   | 3,325                    | Nombre de familles monoparentales.....                                  | 32. |
| 620  | 440         | 475                   | 455                                  | 785     | 610                      | Parent de sexe masculin.....  | 33. |
| 380  | 245         | 290                   | 285                                  | 495     | 355                      | 1 enfant à la maison.....   | 34. |
| 170  | 110         | 115                   | 110                                  | 225     | 170                      | 2 enfants à la maison.....  | 35. |
| 65   | 80          | 70                    | 60                                   | 65      | 80                       | 3 enfants ou plus à la maison.....                                      | 36. |
| 3,095  | 1,630       | 2,020                 | 1,885                                | 4,285   | 2,715                    | Parent de sexe féminin.....   | 37. |
| 1,835  | 860         | 1,170                 | 1,045                                | 2,625   | 1,560                    | 1 enfant à la maison.....   | 38. |
| 920  | 495         | 545                   | 590                                  | 1,320   | 825                      | 2 enfants à la maison.....  | 39. |
| 330  | 275         | 305                   | 245                                  | 345     | 330                      | 3 enfants ou plus à la maison.....                                      | 40. |

## Selected Characteristics for Federal Electoral Districts (1987 Representation Order), 1986 Census - 100% data

| No.  | Characteristics  | Laurier -<br>Sainte-Marie | Laval  | Laval-des-<br>Rapides | Lévis   | Longueuil | Lotbinière |
|--|--|---------------------------|--------|-----------------------|---------|-----------|------------|
| <b>CENSUS FAMILY CHARACTERISTICS<br/>(concluded)</b> |  |                           |        |                       |         |           |            |
| <b>Children in Census Families</b>                   |  |                           |        |                       |         |           |            |
| 1.   | Total number of children at home.....                        | 16,060                    | 35,700 | 30,775                | 39,300  | 33,225    | 35,045     |
| by age   |  |                           |        |                       |         |           |            |
| 2.   | Under 6 years of age.....                                    | 3,505                     | 7,785  | 7,000                 | 10,160  | 7,530     | 8,670      |
| 3.   | 6 - 14 years.....  | 5,035                     | 12,535 | 10,200                | 15,800  | 11,620    | 13,185     |
| 4.   | 15 - 17 years.....   | 1,950                     | 4,590  | 3,780                 | 3,895   | 4,285     | 4,135      |
| 5.   | 18 - 24 years.....   | 3,640                     | 8,470  | 7,465                 | 6,765   | 7,250     | 6,605      |
| 6.   | 25 years and over.....                                       | 1,935                     | 2,325  | 2,325                 | 2,675   | 2,545     | 2,445      |
| 7.   | Average number of children per census family(3) .            | 1.0                       | 1.3    | 1.1                   | 1.4     | 1.1       | 1.4        |
| <b>Persons in Private Households</b>                 |  |                           |        |                       |         |           |            |
| by census family status and living arrangements      |  |                           |        |                       |         |           |            |
| 8.   | Total number of persons.....                                 | 78,160                    | 94,190 | 92,860                | 102,690 | 105,530   | 90,770     |
| 9.   | Number of non-family persons.....                            | 34,315                    | 7,905  | 12,330                | 9,935   | 19,045    | 9,205      |
| 10.  | Living with relatives(4).....                                | 4,840                     | 2,700  | 3,000                 | 2,340   | 4,080     | 2,045      |
| 11.  | Living with non-relatives only.....                          | 10,340                    | 1,615  | 2,450                 | 2,290   | 4,355     | 1,820      |
| 12.  | Living alone.....  | 19,140                    | 3,585  | 6,885                 | 5,310   | 10,610    | 5,345      |
| 13.  | Number of family persons.....                                | 43,850                    | 86,285 | 80,535                | 92,755  | 86,480    | 81,565     |
| 14.  | Average number of persons per census family.....             | 2.7                       | 3.2    | 3.0                   | 3.3     | 2.9       | 3.3        |
| 15.  | Total number of persons 65 years and over.....               | 9,815                     | 5,435  | 6,720                 | 6,945   | 7,925     | 8,625      |
| 16.  | Number of non-family persons 65 years and over.....          | 6,075                     | 2,015  | 2,625                 | 2,470   | 3,300     | 2,915      |
| 17.  | Living with relatives(4).....                                | 1,170                     | 945    | 845                   | 700     | 940       | 710        |
| 18.  | Living with non-relatives only.....                          | 645                       | 160    | 210                   | 205     | 365       | 275        |
| 19.  | Living alone.....  | 4,260                     | 910    | 1,565                 | 1,565   | 2,000     | 1,935      |
| 20.  | Number of family persons 65 years and over..                 | 3,740                     | 3,420  | 4,100                 | 4,480   | 4,630     | 5,710      |
| <b>ECONOMIC FAMILY CHARACTERISTICS</b>               |  |                           |        |                       |         |           |            |
| <b>Economic Families</b>                             |  |                           |        |                       |         |           |            |
| 21.  | Total number of economic families in private households..... | 17,595                    | 26,690 | 27,445                | 28,795  | 30,390    | 25,065     |
| by size of family                                    |  |                           |        |                       |         |           |            |
| 22.  | 2 persons.....   | 9,910                     | 8,070  | 11,235                | 9,295   | 13,495    | 8,615      |
| 23.  | 3 persons.....   | 4,010                     | 6,795  | 7,245                 | 6,925   | 7,885     | 5,735      |
| 24.  | 4 persons.....   | 2,310                     | 7,925  | 6,320                 | 8,375   | 6,155     | 6,190      |
| 25.  | 5 or more persons.....                                       | 1,360                     | 3,900  | 2,645                 | 4,195   | 2,855     | 4,525      |
| <b>Persons in Private Households</b>                 |  |                           |        |                       |         |           |            |
| 26.  | Total.....   | 78,160                    | 94,190 | 92,860                | 102,690 | 105,530   | 90,770     |
| 27.  | Number of unattached individuals.....                        | 29,475                    | 5,205  | 9,335                 | 7,595   | 14,965    | 7,160      |
| 28.  | Number of economic family persons.....                       | 48,685                    | 88,985 | 83,530                | 95,090  | 90,565    | 83,610     |
| 29.  | Average number of persons per economic family...             | 2.8                       | 3.3    | 3.0                   | 3.3     | 3.0       | 3.3        |



**Certaines caractéristiques des circonscriptions électorales fédérales (Ordonnance de représentation de 1987),  
recensement de 1986 - données intégrales**

| Louis-Hébert   | Manicouagan | Matapédia -<br>Matane | Mégantic -<br>Compton -<br>Stanstead | Mercier | Montmorency -<br>Orléans | Caractéristiques  | N°  |
|--|-------------|-----------------------|--------------------------------------|---------|--------------------------|---|-----|
| <b>CARACTÉRISTIQUES DE LA FAMILLE DE<br/>RECENSEMENT<br/>(fin)</b>                               |             |                       |                                      |         |                          |   |     |
| <b>Enfants dans les familles de recensement</b>  |             |                       |                                      |         |                          |   |     |
| 30,600   | 23,360      | 24,275                | 26,640                               | 31,870  | 32,825                   | <b>Nombre total d'enfants à la maison.....</b>  | 1.  |
| <b>selon l'âge</b>   |             |                       |                                      |         |                          |   |     |
| 5,635  | 5,215       | 5,370                 | 6,740                                | 7,070   | 7,235                    | Moins de 6 ans.....   | 2.  |
| 10,400   | 8,900       | 8,790                 | 10,005                               | 10,010  | 11,755                   | 6 - 14 ans.....   | 3.  |
| 3,955  | 3,090       | 2,800                 | 3,250                                | 3,855   | 3,585                    | 15 - 17 ans.....  | 4.  |
| 8,025  | 4,710       | 4,850                 | 4,880                                | 7,820   | 7,060                    | 18 - 24 ans.....  | 5.  |
| 2,590  | 1,450       | 2,460                 | 1,760                                | 3,105   | 3,195                    | 25 ans et plus.....   | 6.  |
| 1.2  | 1.6         | 1.4                   | 1.3                                  | 1.1     | 1.3                      | <b>Nombre moyen d'enfants par famille de<br/>recensement (3).....</b>   | 7.  |
| <b>Personnes dans les ménages privés</b>   |             |                       |                                      |         |                          |   |     |
| <b>selon la situation des particuliers dans<br/>la famille de recensement et modalité de vie</b> |             |                       |                                      |         |                          |   |     |
| 92,455   | 56,525      | 63,895                | 72,370                               | 101,070 | 87,945                   | <b>Nombre total de personnes.....</b>   | 8.  |
| 15,575   | 5,955       | 7,085                 | 8,180                                | 15,390  | 9,390                    | Nombre de personnes hors famille.....   | 9.  |
| 2,875  | 1,965       | 2,050                 | 1,850                                | 3,780   | 2,530                    | Vivant avec des personnes apparentées (4)...  | 10. |
| 4,470  | 1,445       | 1,500                 | 1,630                                | 3,015   | 2,240                    | Vivant avec des personnes non apparentées<br>seulement.....   | 11. |
| 8,230  | 2,550       | 3,530                 | 4,705                                | 8,600   | 4,625                    | Vivant seules.....  | 12. |
| 76,880   | 50,570      | 56,810                | 64,185                               | 85,680  | 78,555                   | Nombre de personnes dans les familles.....  | 13. |
| 3.1  | 3.5         | 3.2                   | 3.2                                  | 2.9     | 3.2                      | <b>Nombre moyen de personnes par famille de<br/>recensement.....</b>  | 14. |
| 7,260  | 2,345       | 5,580                 | 7,880                                | 9,340   | 6,605                    | <b>Nombre total de personnes de 65 ans et plus...<br/>Nombre de personnes hors famille de 65 ans<br/>et plus.....</b> | 15. |
| 2,665  | 785         | 2,195                 | 2,840                                | 3,790   | 2,400                    | Vivant avec des personnes apparentées (4)...  | 16. |
| 715  | 335         | 680                   | 655                                  | 1,095   | 825                      | Vivant avec des personnes non apparentées<br>seulement.....   | 17. |
| 185  | 85          | 235                   | 265                                  | 310     | 255                      | Vivant seules.....  | 18. |
| 1,765  | 365         | 1,285                 | 1,925                                | 2,390   | 1,320                    | Nombre de personnes de 65 ans et plus dans<br>les familles.....   | 19. |
| 4,590  | 1,565       | 4,385                 | 5,040                                | 5,555   | 4,205                    |   | 20. |
| <b>CARACTÉRISTIQUES DE LA FAMILLE<br/>ÉCONOMIQUE</b>   |             |                       |                                      |         |                          |   |     |
| <b>Familles économiques</b>  |             |                       |                                      |         |                          |   |     |
| 25,725   | 14,645      | 17,785                | 20,335                               | 30,035  | 24,945                   | <b>Nombre total de familles économiques dans les<br/>ménages privés.....</b>  | 21. |
| <b>selon la taille de la famille</b>   |             |                       |                                      |         |                          |   |     |
| 10,440   | 3,780       | 6,095                 | 7,650                                | 12,875  | 8,370                    | 2 personnes.....  | 22. |
| 6,175  | 3,620       | 4,325                 | 4,560                                | 8,295   | 6,420                    | 3 personnes.....  | 23. |
| 6,075  | 4,300       | 4,415                 | 4,880                                | 6,310   | 6,825                    | 4 personnes.....  | 24. |
| 3,035  | 2,955       | 2,950                 | 3,245                                | 2,555   | 3,340                    | 5 personnes ou plus.....  | 25. |
| <b>Personnes dans les ménages privés</b>   |             |                       |                                      |         |                          |   |     |
| 92,455   | 56,525      | 63,895                | 72,370                               | 101,070 | 87,945                   | <b>Total.....</b>   | 26. |
| 12,700   | 3,995       | 5,035                 | 6,335                                | 11,610  | 6,860                    | Nombre de personnes seules.....   | 27. |
| 79,755   | 52,535      | 58,860                | 66,040                               | 89,455  | 81,085                   | Nombre de personnes dans la famille<br>économique.....  | 28. |
| 3.1  | 3.6         | 3.3                   | 3.2                                  | 3.0     | 3.3                      | <b>Nombre moyen de personnes par famille<br/>économique.....</b>  | 29. |

## Selected Characteristics for Federal Electoral Districts (1987 Representation Order), 1986 Census - 100% data

| No.                               | Characteristics  | Mont-Royal<br>(Mount Royal) | Notre-Dame-<br>de-Grâce | Outremont | Papineau -<br>Saint-Michel | Pierrefonds -<br>Dollard | Pontiac -<br>Gatineau -<br>Labelle |
|-----------------------------------|--|-----------------------------|-------------------------|-----------|----------------------------|--------------------------|------------------------------------|
| <b>POPULATION CHARACTERISTICS</b> |  |                             |                         |           |                            |                          |                                    |
| 1.                                | Total population.....                                    | 92,595                      | 80,115                  | 93,995    | 89,070                     | 99,955                   | 77,425                             |
| <b>by sex and age</b>             |  |                             |                         |           |                            |                          |                                    |
| 2.                                | Male, total.....   | 42,875                      | 36,565                  | 43,225    | 41,845                     | 49,405                   | 39,455                             |
| 3.                                | 0 - 4 years.....   | 2,375                       | 2,215                   | 2,320     | 2,605                      | 4,200                    | 2,765                              |
| 4.                                | 5 - 9 years.....   | 2,330                       | 1,945                   | 2,260     | 2,605                      | 4,240                    | 3,005                              |
| 5.                                | 10 - 14 years.....                                       | 2,480                       | 1,770                   | 2,285     | 2,520                      | 3,905                    | 3,015                              |
| 6.                                | 15 years.....  | 550                         | 415                     | 495       | 600                        | 835                      | 685                                |
| 7.                                | 16 years.....  | 645                         | 445                     | 565       | 625                        | 750                      | 670                                |
| 8.                                | 17 years.....  | 620                         | 485                     | 540       | 640                        | 805                      | 660                                |
| 9.                                | 18 years and over.....                                   | 33,880                      | 29,295                  | 34,760    | 32,250                     | 34,670                   | 28,655                             |
| 10.                               | 18 - 19 years.....                                       | 1,260                       | 1,010                   | 1,185     | 1,460                      | 1,615                    | 1,240                              |
| 11.                               | 20 - 24 years.....                                       | 3,710                       | 3,595                   | 5,080     | 4,645                      | 4,160                    | 3,090                              |
| 12.                               | 25 - 29 years.....                                       | 3,405                       | 4,020                   | 5,440     | 4,390                      | 4,090                    | 3,200                              |
| 13.                               | 30 - 34 years.....                                       | 2,915                       | 3,550                   | 4,265     | 3,280                      | 4,415                    | 3,430                              |
| 14.                               | 35 - 39 years.....                                       | 3,015                       | 3,140                   | 3,460     | 2,780                      | 4,820                    | 3,140                              |
| 15.                               | 40 - 44 years.....                                       | 2,500                       | 2,200                   | 2,480     | 2,330                      | 3,930                    | 2,735                              |
| 16.                               | 45 - 49 years.....                                       | 2,170                       | 1,725                   | 2,095     | 2,365                      | 2,945                    | 2,175                              |
| 17.                               | 50 - 54 years.....                                       | 2,270                       | 1,755                   | 1,980     | 2,475                      | 2,640                    | 1,965                              |
| 18.                               | 55 - 59 years.....                                       | 2,410                       | 1,775                   | 2,010     | 2,540                      | 2,300                    | 1,935                              |
| 19.                               | 60 - 64 years.....                                       | 2,450                       | 1,785                   | 1,890     | 2,165                      | 1,595                    | 1,840                              |
| 20.                               | 65 - 74 years.....                                       | 4,610                       | 2,900                   | 2,835     | 2,670                      | 1,610                    | 2,605                              |
| 21.                               | 75 - 84 years.....                                       | 2,615                       | 1,525                   | 1,715     | 1,010                      | 480                      | 1,070                              |
| 22.                               | 85 years and over.....                                   | 555                         | 305                     | 315       | 130                        | 80                       | 240                                |
| 23.                               | Female, total.....                                       | 49,715                      | 43,545                  | 50,770    | 47,220                     | 50,550                   | 37,970                             |
| 24.                               | 0 - 4 years.....   | 2,280                       | 2,030                   | 2,180     | 2,460                      | 3,915                    | 2,705                              |
| 25.                               | 5 - 9 years.....   | 2,215                       | 1,815                   | 2,315     | 2,395                      | 4,005                    | 2,880                              |
| 26.                               | 10 - 14 years.....                                       | 2,450                       | 1,710                   | 2,235     | 2,530                      | 3,645                    | 2,735                              |
| 27.                               | 15 years.....  | 560                         | 420                     | 510       | 565                        | 780                      | 585                                |
| 28.                               | 16 years.....  | 595                         | 445                     | 450       | 605                        | 840                      | 610                                |
| 29.                               | 17 years.....  | 585                         | 435                     | 520       | 615                        | 725                      | 575                                |
| 30.                               | 18 years and over.....                                   | 41,030                      | 36,700                  | 42,565    | 38,045                     | 36,640                   | 27,875                             |
| 31.                               | 18 - 19 years.....                                       | 1,300                       | 1,045                   | 1,185     | 1,410                      | 1,500                    | 1,150                              |
| 32.                               | 20 - 24 years.....                                       | 3,770                       | 3,860                   | 5,375     | 4,755                      | 4,035                    | 2,995                              |
| 33.                               | 25 - 29 years.....                                       | 3,455                       | 4,255                   | 5,355     | 4,640                      | 4,410                    | 3,305                              |
| 34.                               | 30 - 34 years.....                                       | 3,365                       | 3,685                   | 4,420     | 3,435                      | 5,070                    | 3,265                              |
| 35.                               | 35 - 39 years.....                                       | 3,455                       | 3,375                   | 3,835     | 3,245                      | 4,945                    | 3,070                              |
| 36.                               | 40 - 44 years.....                                       | 3,095                       | 2,585                   | 3,155     | 2,860                      | 3,920                    | 2,510                              |
| 37.                               | 45 - 49 years.....                                       | 2,690                       | 2,125                   | 2,570     | 2,735                      | 2,915                    | 1,970                              |
| 38.                               | 50 - 54 years.....                                       | 2,615                       | 2,110                   | 2,475     | 2,870                      | 2,560                    | 1,805                              |
| 39.                               | 55 - 59 years.....                                       | 2,945                       | 2,350                   | 2,610     | 3,085                      | 2,260                    | 1,845                              |
| 40.                               | 60 - 64 years.....                                       | 3,165                       | 2,565                   | 2,710     | 2,880                      | 1,680                    | 1,775                              |
| 41.                               | 65 - 74 years.....                                       | 6,055                       | 4,625                   | 4,615     | 4,005                      | 2,055                    | 2,635                              |
| 42.                               | 75 - 84 years.....                                       | 3,970                       | 3,160                   | 3,290     | 1,795                      | 990                      | 1,195                              |
| 43.                               | 85 years and over.....                                   | 1,160                       | 960                     | 975       | 335                        | 300                      | 345                                |
| <b>by marital status</b>          |  |                             |                         |           |                            |                          |                                    |
| 44.                               | Single (never married), total.....                       | 36,505                      | 35,455                  | 45,840    | 38,740                     | 43,440                   | 33,290                             |
| 45.                               | Single (never married), 15 years of age<br>and over..... | 22,380                      | 23,980                  | 32,240    | 23,625                     | 19,535                   | 16,195                             |
| 46.                               | Married.....   | 43,775                      | 32,870                  | 35,490    | 38,430                     | 49,340                   | 37,290                             |
| 47.                               | Separated.....   | 1,450                       | 1,965                   | 2,485     | 2,430                      | 1,460                    | 1,250                              |
| 48.                               | Widowed.....   | 7,720                       | 6,075                   | 5,760     | 5,530                      | 3,040                    | 3,745                              |
| 49.                               | Divorced.....  | 3,145                       | 3,745                   | 4,420     | 3,935                      | 2,670                    | 1,850                              |
| <b>by mother tongue</b>           |  |                             |                         |           |                            |                          |                                    |
| 50.                               | Single responses.....                                    | 83,970                      | 74,555                  | 86,050    | 81,565                     | 93,230                   | 74,345                             |
| 51.                               | English.....   | 41,150                      | 39,210                  | 14,615    | 3,430                      | 41,695                   | 16,535                             |
| 52.                               | French.....  | 19,655                      | 21,560                  | 48,490    | 56,265                     | 38,525                   | 56,940                             |
| 53.                               | Non-official languages.....                              | 23,165                      | 13,780                  | 22,945    | 21,870                     | 13,010                   | 865                                |
| 54.                               | Italian.....   | 1,470                       | 4,015                   | 1,275     | 14,705                     | 1,850                    | 50                                 |
| 55.                               | German.....  | 1,100                       | 950                     | 640       | 120                        | 1,475                    | 240                                |
| 56.                               | Chinese.....   | 1,195                       | 730                     | 1,600     | 650                        | 480                      | 5                                  |
| 57.                               | Ukrainian.....   | 220                         | 205                     | 255       | 370                        | 315                      | 30                                 |
| 58.                               | Portuguese.....  | 525                         | 270                     | 2,630     | 1,540                      | 390                      | 10                                 |
| 59.                               | Other languages.....                                     | 18,660                      | 7,610                   | 16,545    | 4,485                      | 8,490                    | 535                                |
| 60.                               | Multiple responses.....                                  | 8,625                       | 5,560                   | 7,945     | 7,505                      | 6,725                    | 3,080                              |

**Certaines caractéristiques des circonscriptions électorales fédérales (Ordonnance de représentation de 1987),  
recensement de 1986 - données intégrales**

| Portneuf                                 | Québec-Est | Richelieu | Richmond -<br>Wolfe | Rimouski -<br>Témiscouata | Roberval | Caractéristiques  | N°  |
|--|------------|-----------|---------------------|---------------------------|----------|---|-----|
| <b>CARACTÉRISTIQUES DE LA POPULATION</b> |            |           |                     |                           |          |   |     |
| 75,010                                   | 93,660     | 81,430    | 76,735              | 74,640                    | 75,025   | <b>Population totale.....</b>                           | 1.  |
| <b>selon le sexe et l'âge</b>            |            |           |                     |                           |          |   |     |
| 37,840                                   | 45,230     | 40,330    | 38,740              | 36,830                    | 38,155   | <b>Hommes, total.....</b>                               | 2.  |
| 3,055                                    | 2,895      | 2,695     | 2,990               | 2,615                     | 3,460    | 0 - 4 ans.....  | 3.  |
| 3,390                                    | 3,215      | 3,255     | 3,640               | 3,145                     | 3,905    | 5 - 9 ans.....  | 4.  |
| 2,790                                    | 3,490      | 2,915     | 3,360               | 2,815                     | 3,070    | 10 - 14 ans.....  | 5.  |
| 560                                      | 700        | 610       | 605                 | 560                       | 625      | 15 ans.....   | 6.  |
| 525                                      | 685        | 620       | 650                 | 540                       | 625      | 16 ans.....   | 7.  |
| 520                                      | 745        | 595       | 620                 | 560                       | 580      | 17 ans.....   | 8.  |
| 27,005                                   | 33,510     | 29,640    | 26,870              | 26,600                    | 25,885   | 18 ans et plus.....                                     | 9.  |
| 1,000                                    | 1,535      | 1,140     | 1,200               | 1,140                     | 1,125    | 18 - 19 ans.....  | 10. |
| 2,950                                    | 4,665      | 3,225     | 2,780               | 3,200                     | 3,580    | 20 - 24 ans.....  | 11. |
| 3,565                                    | 4,670      | 3,430     | 3,075               | 3,520                     | 3,850    | 25 - 29 ans.....  | 12. |
| 3,720                                    | 3,980      | 3,635     | 3,375               | 3,525                     | 3,470    | 30 - 34 ans.....  | 13. |
| 3,560                                    | 3,875      | 3,420     | 3,490               | 3,205                     | 2,925    | 35 - 39 ans.....  | 14. |
| 2,665                                    | 3,445      | 3,070     | 2,820               | 2,465                     | 2,370    | 40 - 44 ans.....  | 15. |
| 1,855                                    | 2,735      | 2,210     | 1,920               | 1,810                     | 1,890    | 45 - 49 ans.....  | 16. |
| 1,675                                    | 2,315      | 1,980     | 1,685               | 1,580                     | 1,705    | 50 - 54 ans.....  | 17. |
| 1,690                                    | 2,025      | 2,035     | 1,685               | 1,570                     | 1,510    | 55 - 59 ans.....  | 18. |
| 1,450                                    | 1,610      | 1,785     | 1,610               | 1,415                     | 1,280    | 60 - 64 ans.....  | 19. |
| 1,910                                    | 1,925      | 2,410     | 2,195               | 2,115                     | 1,485    | 65 - 74 ans.....  | 20. |
| 795                                      | 650        | 1,105     | 870                 | 880                       | 590      | 75 - 84 ans.....  | 21. |
| 175                                      | 90         | 200       | 180                 | 155                       | 110      | 85 ans et plus.....                                     | 22. |
| 37,175                                   | 48,430     | 41,100    | 37,990              | 37,810                    | 36,870   | <b>Femmes, total.....</b>                               | 23. |
| 2,855                                    | 2,705      | 2,540     | 2,735               | 2,590                     | 3,205    | 0 - 4 ans.....  | 24. |
| 3,125                                    | 3,150      | 3,165     | 3,380               | 3,000                     | 3,645    | 5 - 9 ans.....  | 25. |
| 2,660                                    | 3,175      | 2,660     | 3,080               | 2,605                     | 3,045    | 10 - 14 ans.....  | 26. |
| 505                                      | 740        | 595       | 625                 | 535                       | 510      | 15 ans.....   | 27. |
| 465                                      | 725        | 590       | 565                 | 535                       | 535      | 16 ans.....   | 28. |
| 475                                      | 685        | 565       | 590                 | 500                       | 555      | 17 ans.....   | 29. |
| 27,085                                   | 37,250     | 30,990    | 27,015              | 28,045                    | 25,375   | 18 ans et plus.....                                     | 30. |
| 1,015                                    | 1,415      | 1,185     | 1,050               | 1,105                     | 1,170    | 18 - 19 ans.....  | 31. |
| 2,795                                    | 4,705      | 2,985     | 2,700               | 3,215                     | 3,400    | 20 - 24 ans.....  | 32. |
| 3,470                                    | 4,760      | 3,455     | 3,055               | 3,630                     | 3,725    | 25 - 29 ans.....  | 33. |
| 3,655                                    | 4,185      | 3,515     | 3,435               | 3,535                     | 3,225    | 30 - 34 ans.....  | 34. |
| 3,290                                    | 4,190      | 3,415     | 3,290               | 3,135                     | 2,815    | 35 - 39 ans.....  | 35. |
| 2,365                                    | 3,705      | 2,775     | 2,475               | 2,410                     | 2,260    | 40 - 44 ans.....  | 36. |
| 1,750                                    | 2,925      | 2,065     | 1,860               | 1,840                     | 1,795    | 45 - 49 ans.....  | 37. |
| 1,690                                    | 2,520      | 2,135     | 1,725               | 1,690                     | 1,680    | 50 - 54 ans.....  | 38. |
| 1,615                                    | 2,315      | 2,210     | 1,785               | 1,780                     | 1,535    | 55 - 59 ans.....  | 39. |
| 1,575                                    | 1,975      | 1,905     | 1,715               | 1,645                     | 1,200    | 60 - 64 ans.....  | 40. |
| 2,255                                    | 2,840      | 3,085     | 2,370               | 2,475                     | 1,635    | 65 - 74 ans.....  | 41. |
| 1,290                                    | 1,395      | 1,720     | 1,170               | 1,275                     | 775      | 75 - 84 ans.....  | 42. |
| 320                                      | 320        | 535       | 380                 | 310                       | 165      | 85 ans et plus.....                                     | 43. |
| <b>selon l'état matrimonial</b>          |            |           |                     |                           |          |   |     |
| 32,745                                   | 41,175     | 35,090    | 32,865              | 33,460                    | 35,495   | <b>Célibataires (jamais marié(e)s), total.....</b>      | 44. |
| 14,865                                   | 22,545     | 17,860    | 13,680              | 16,690                    | 15,160   | Célibataires (jamais marié(e)s), 15<br>ans et plus..... | 45. |
| 37,140                                   | 44,055     | 39,125    | 38,105              | 35,695                    | 35,225   | <b>Marié(e)s.....</b>                                   | 46. |
| 695                                      | 1,410      | 1,115     | 810                 | 800                       | 760      | <b>Séparé(e)s.....</b>                                  | 47. |
| 3,175                                    | 4,200      | 3,955     | 3,165               | 3,165                     | 2,405    | <b>Veufs (ves).....</b>                                 | 48. |
| 1,260                                    | 2,825      | 2,150     | 1,785               | 1,510                     | 1,135    | <b>Divorcé(e)s.....</b>                                 | 49. |
| <b>selon la langue maternelle</b>        |            |           |                     |                           |          |   |     |
| 73,965                                   | 92,030     | 80,375    | 75,360              | 73,895                    | 74,160   | <b>Réponses uniques.....</b>                            | 50. |
| 1,420                                    | 1,075      | 665       | 3,925               | 345                       | 530      | Anglais.....  | 51. |
| 72,320                                   | 90,350     | 79,245    | 71,140              | 73,445                    | 73,025   | Français.....   | 52. |
| 220                                      | 605        | 470       | 300                 | 105                       | 605      | Langues non officielles.....                            | 53. |
| 25                                       | 80         | 55        | 60                  | 15                        | 15       | Italien.....  | 54. |
| 85                                       | 35         | 130       | 60                  | 10                        | 10       | Allemand.....   | 55. |
| 5  | 110        | 25        | 5                   | 5                         | 5        | Chinois.....  | 56. |
| 10                                       | 5          | 5         | 10                  | -                         | -        | Ukrainien.....  | 57. |
| 15                                       | 50         | 50        | 10                  | 5                         | -        | Portugais.....  | 58. |
| 85                                       | 325        | 205       | 155                 | 75                        | 570      | Autres langues.....                                     | 59. |
| 1,050                                    | 1,635      | 1,055     | 1,370               | 745                       | 860      | Réponses multiples.....                                 | 60. |

## Selected Characteristics for Federal Electoral Districts (1987 Representation Order), 1986 Census - 100% data

| No.  | Characteristics  | Mont-Royal<br>(Mount Royal) | Notre-Dame-<br>de-Grâce | Outremont | Papineau -<br>Saint-Michel | Pierrefonds -<br>Dollard | Pontiac -<br>Gatineau -<br>Labelle |
|--|--|-----------------------------|-------------------------|-----------|----------------------------|--------------------------|------------------------------------|
| <b>DWELLING CHARACTERISTICS</b>              |  |                             |                         |           |                            |                          |                                    |
| 1.   | Total number of occupied private dwellings.....            | 37,465                      | 35,900                  | 41,625    | 35,760                     | 32,685                   | 26,585                             |
| by tenure                                    |  |                             |                         |           |                            |                          |                                    |
| 2.   | Owned.....   | 14,265                      | 10,850                  | 8,385     | 9,760                      | 23,060                   | 19,655                             |
| 3.   | Rented.....  | 23,200                      | 25,050                  | 33,240    | 26,005                     | 9,625                    | 6,680                              |
| 4.   | On reserve(1).....   | -                           | -                       | -         | -                          | -                        | 250                                |
| by type of dwelling                          |  |                             |                         |           |                            |                          |                                    |
| 5.   | Single-detached house.....                                 | 6,135                       | 2,295                   | 990       | 1,475                      | 19,330                   | 21,185                             |
| 6.   | Apartment, 5 or more storeys.....                          | 9,110                       | 6,540                   | 8,405     | 905                        | 1,315                    | 10                                 |
| 7.   | Movable dwelling.....                                      | 5                           | -                       | 5         | 5                          | 130                      | 365                                |
| 8.   | All other types(2).....                                    | 22,215                      | 27,065                  | 32,230    | 33,375                     | 11,910                   | 5,030                              |
| <b>HOUSEHOLD CHARACTERISTICS</b>             |  |                             |                         |           |                            |                          |                                    |
| Private Households                           |  |                             |                         |           |                            |                          |                                    |
| 9.   | Total number of private households.....                    | 37,465                      | 35,900                  | 41,625    | 35,765                     | 32,690                   | 26,585                             |
| by size of household                         |  |                             |                         |           |                            |                          |                                    |
| 10.  | 1 person.....  | 11,335                      | 13,100                  | 16,095    | 10,190                     | 4,635                    | 4,925                              |
| 11.  | 2 persons.....   | 12,255                      | 11,765                  | 13,405    | 11,150                     | 8,630                    | 7,750                              |
| 12.  | 3 persons.....   | 5,395                       | 5,205                   | 5,415     | 6,570                      | 6,645                    | 5,280                              |
| 13.  | 4 - 5 persons.....   | 7,450                       | 5,225                   | 5,565     | 6,855                      | 11,620                   | 7,635                              |
| 14.  | 6 - 9 persons.....   | 1,000                       | 610                     | 1,090     | 985                        | 1,140                    | 975                                |
| 15.  | 10 or more persons.....                                    | 35                          | 5                       | 60        | 20                         | 20                       | 25                                 |
| by number of families                        |  |                             |                         |           |                            |                          |                                    |
| 16.  | Non-family household.....                                  | 13,260                      | 16,195                  | 20,475    | 12,175                     | 5,665                    | 5,875                              |
| 17.  | 1 census family.....                                       | 23,950                      | 19,525                  | 20,830    | 23,290                     | 26,655                   | 20,545                             |
| 18.  | 2 or more census families.....                             | 255                         | 185                     | 325       | 300                        | 375                      | 165                                |
| Persons in Private Households                |  |                             |                         |           |                            |                          |                                    |
| 19.  | Total.....   | 90,830                      | 78,450                  | 91,045    | 88,190                     | 99,005                   | 75,510                             |
| 20.  | Average number of persons per household.....               | 2.4                         | 2.2                     | 2.2       | 2.5                        | 3.0                      | 2.8                                |
| <b>CENSUS FAMILY CHARACTERISTICS</b>         |  |                             |                         |           |                            |                          |                                    |
| Census Families                              |  |                             |                         |           |                            |                          |                                    |
| 21.  | Total number of census families in private households..... | 24,465                      | 19,890                  | 21,490    | 23,890                     | 27,405                   | 20,875                             |
| by size of family                            |  |                             |                         |           |                            |                          |                                    |
| 22.  | 2 persons.....   | 11,865                      | 10,250                  | 11,155    | 10,840                     | 8,840                    | 7,865                              |
| 23.  | 3 persons.....   | 4,990                       | 4,560                   | 4,590     | 6,165                      | 6,650                    | 5,105                              |
| 24.  | 4 persons.....   | 4,915                       | 3,515                   | 3,570     | 4,575                      | 8,355                    | 5,220                              |
| 25.  | 5 or more persons.....                                     | 2,695                       | 1,565                   | 2,180     | 2,310                      | 3,555                    | 2,680                              |
| by family structure and presence of children |  |                             |                         |           |                            |                          |                                    |
| 26.  | Number of husband-wife families.....                       | 21,180                      | 15,980                  | 17,055    | 18,715                     | 24,300                   | 18,285                             |
| 27.  | With no children at home.....                              | 9,835                       | 7,700                   | 8,260     | 7,635                      | 7,125                    | 6,360                              |
| 28.  | With children at home.....                                 | 11,350                      | 8,275                   | 8,790     | 11,080                     | 17,170                   | 11,920                             |
| 29.  | 1 child at home.....                                       | 4,070                       | 3,540                   | 3,470     | 4,765                      | 5,650                    | 4,355                              |
| 30.  | 2 children at home.....                                    | 4,675                       | 3,260                   | 3,255     | 4,150                      | 8,050                    | 4,975                              |
| 31.  | 3 or more children at home.....                            | 2,605                       | 1,480                   | 2,070     | 2,165                      | 3,475                    | 2,590                              |
| 32.  | Number of lone-parent families.....                        | 3,285                       | 3,915                   | 4,435     | 5,175                      | 3,105                    | 2,590                              |
| 33.  | Male parent.....   | 500                         | 565                     | 750       | 640                        | 575                      | 560                                |
| 34.  | 1 child at home.....                                       | 325                         | 395                     | 510       | 400                        | 340                      | 335                                |
| 35.  | 2 children at home.....                                    | 120                         | 120                     | 170       | 180                        | 165                      | 160                                |
| 36.  | 3 or more children at home.....                            | 50                          | 55                      | 70        | 60                         | 70                       | 70                                 |
| 37.  | Female parent.....   | 2,790                       | 3,345                   | 3,675     | 4,535                      | 2,530                    | 2,030                              |
| 38.  | 1 child at home.....                                       | 1,710                       | 2,145                   | 2,385     | 2,805                      | 1,375                    | 1,175                              |
| 39.  | 2 children at home.....                                    | 800                         | 905                     | 950       | 1,225                      | 840                      | 595                                |
| 40.  | 3 or more children at home.....                            | 275                         | 290                     | 345       | 510                        | 320                      | 270                                |

**Certaines caractéristiques des circonscriptions électorales fédérales (Ordonnance de représentation de 1987),  
recensement de 1986 - données intégrales**

| Portneuf   | Québec-Est | Richelieu | Richmond -<br>Wolfe | Rimouski -<br>Témiscouata | Roberval | Caractéristiques   | N°  |
|--|------------|-----------|---------------------|---------------------------|----------|--|-----|
| <b>CARACTÉRISTIQUES DU LOGEMENT</b>                              |            |           |                     |                           |          |  |     |
| 24,590   | 33,670     | 27,830    | 25,360              | 25,095                    | 22,755   | Nombre total de logements privés occupés.....                        | 1.  |
| <b>selon le mode d'occupation</b>                                |            |           |                     |                           |          |  |     |
| 18,960   | 16,055     | 19,130    | 18,995              | 16,950                    | 15,305   | Possédé.....   | 2.  |
| 5,625  | 17,615     | 8,570     | 6,365               | 8,140                     | 7,085    | Loué.....  | 3.  |
| -  | -          | 125       | -                   | -                         | 365      | Dans une réserve (1).....  | 4.  |
| <b>selon le type de logement</b>                                 |            |           |                     |                           |          |  |     |
| 18,265   | 11,275     | 18,220    | 18,045              | 15,410                    | 13,990   | Maison individuelle non attenante.....                               | 5.  |
| 35   | 585        | 85        | 10                  | 355                       | 25       | Appartement, 5 étages ou plus.....                                   | 6.  |
| 195  | 40         | 255       | 320                 | 305                       | 660      | Logement mobile.....   | 7.  |
| 6,095  | 21,775     | 9,265     | 6,980               | 9,025                     | 8,090    | Tous autres types (2).....   | 8.  |
| <b>CARACTÉRISTIQUES DU MÉNAGE</b>                                |            |           |                     |                           |          |  |     |
| <b>Ménages privés</b>  |            |           |                     |                           |          |  |     |
| 24,590   | 33,670     | 27,830    | 25,360              | 25,090                    | 22,755   | Nombre total de ménages privés.....                                  | 9.  |
| <b>selon la taille du ménage</b>                                 |            |           |                     |                           |          |  |     |
| 3,425  | 6,530      | 5,020     | 3,795               | 4,285                     | 2,815    | 1 personne.....  | 10. |
| 6,825  | 10,155     | 7,885     | 7,425               | 7,195                     | 5,475    | 2 personnes.....   | 11. |
| 5,155  | 6,875      | 5,810     | 4,830               | 4,985                     | 4,610    | 3 personnes.....   | 12. |
| 8,295  | 9,290      | 8,245     | 8,330               | 7,655                     | 8,465    | 4 - 5 personnes.....   | 13. |
| 875  | 825        | 845       | 970                 | 950                       | 1,360    | 6 - 9 personnes.....   | 14. |
| 15   | -          | 20        | 10                  | 20                        | 30       | 10 personnes ou plus.....  | 15. |
| <b>selon le nombre de familles</b>                               |            |           |                     |                           |          |  |     |
| 4,270  | 8,110      | 5,930     | 4,490               | 5,175                     | 3,440    | Ménage non familial.....   | 16. |
| 20,210   | 25,390     | 21,745    | 20,785              | 19,775                    | 19,180   | 1 famille de recensement.....  | 17. |
| 110  | 165        | 155       | 80                  | 135                       | 140      | 2 familles de recensement ou plus.....                               | 18. |
| <b>Personnes dans les ménages privés</b>                         |            |           |                     |                           |          |  |     |
| 73,700   | 92,290     | 79,040    | 75,340              | 72,815                    | 73,495   | Total.....   | 19. |
| 3.0  | 2.7        | 2.8       | 3.0                 | 2.9                       | 3.2      | Nombre moyen de personnes par ménage.....                            | 20. |
| <b>CARACTÉRISTIQUES DE LA FAMILLE DE RECENSEMENT</b>             |            |           |                     |                           |          |  |     |
| <b>Familles de recensement</b>                                   |            |           |                     |                           |          |  |     |
| 20,425   | 25,725     | 22,050    | 20,955              | 20,050                    | 19,460   | Nombre total de familles de recensement dans les ménages privés..... | 21. |
| <b>selon la taille de la famille</b>                             |            |           |                     |                           |          |  |     |
| 6,820  | 9,800      | 7,990     | 7,455               | 7,195                     | 5,585    | 2 personnes.....   | 22. |
| 4,970  | 6,590      | 5,625     | 4,660               | 4,800                     | 4,530    | 3 personnes.....   | 23. |
| 5,825  | 6,560      | 5,790     | 5,565               | 5,170                     | 5,285    | 4 personnes.....   | 24. |
| 2,815  | 2,780      | 2,640     | 3,275               | 2,890                     | 4,065    | 5 personnes ou plus.....   | 25. |
| <b>selon la structure de la famille et la présence d'enfants</b> |            |           |                     |                           |          |  |     |
| 18,245   | 21,655     | 19,180    | 18,735              | 17,525                    | 17,255   | Nombre de familles époux-épouse.....                                 | 26. |
| 5,560  | 7,330      | 6,300     | 6,215               | 5,710                     | 4,430    | Sans enfants à la maison.....  | 27. |
| 12,680   | 14,320     | 12,875    | 12,520              | 11,815                    | 12,825   | Avec enfants à la maison.....  | 28. |
| 4,350  | 5,405      | 4,825     | 3,980               | 4,115                     | 3,860    | 1 enfant à la maison.....  | 29. |
| 5,605  | 6,240      | 5,490     | 5,355               | 4,920                     | 5,010    | 2 enfants à la maison.....   | 30. |
| 2,725  | 2,675      | 2,565     | 3,190               | 2,785                     | 3,955    | 3 enfants ou plus à la maison.....                                   | 31. |
| 2,180  | 4,075      | 2,875     | 2,220               | 2,530                     | 2,210    | Nombre de familles monoparentales.....                               | 32. |
| 475  | 605        | 605       | 515                 | 475                       | 425      | Parent de sexe masculin.....   | 33. |
| 280  | 345        | 360       | 300                 | 265                       | 225      | 1 enfant à la maison.....  | 34. |
| 130  | 195        | 165       | 145                 | 135                       | 125      | 2 enfants à la maison.....   | 35. |
| 65   | 65         | 75        | 75                  | 70                        | 80       | 3 enfants ou plus à la maison.....                                   | 36. |
| 1,710  | 3,465      | 2,270     | 1,700               | 2,060                     | 1,780    | Parent de sexe féminin.....  | 37. |
| 980  | 2,125      | 1,330     | 945                 | 1,215                     | 935      | 1 enfant à la maison.....  | 38. |
| 485  | 990        | 635       | 545                 | 555                       | 540      | 2 enfants à la maison.....   | 39. |
| 245  | 350        | 305       | 215                 | 285                       | 310      | 3 enfants ou plus à la maison.....                                   | 40. |

## Selected Characteristics for Federal Electoral Districts (1987 Representation Order), 1986 Census - 100% data

| No.  | Characteristics  | Mont-Royal<br>(Mount Royal) | Notre-Dame-<br>de-Grâce | Outremont | Papineau -<br>Saint-Michel | Pierrefonds -<br>Dollard | Pontiac -<br>Gatineau -<br>Labelle |
|--|--|-----------------------------|-------------------------|-----------|----------------------------|--------------------------|------------------------------------|
| <b>CENSUS FAMILY CHARACTERISTICS<br/>(concluded)</b> |  |                             |                         |           |                            |                          |                                    |
| <b>Children in Census Families</b>                   |  |                             |                         |           |                            |                          |                                    |
| 1.   | Total number of children at home.....                        | 27,115                      | 20,625                  | 24,045    | 28,285                     | 38,000                   | 27,130                             |
| by age   |  |                             |                         |           |                            |                          |                                    |
| 2.   | Under 6 years of age.....                                    | 5,470                       | 4,895                   | 5,225     | 5,910                      | 9,655                    | 6,510                              |
| 3.   | 6 - 14 years.....  | 8,395                       | 6,260                   | 8,005     | 8,875                      | 13,980                   | 10,070                             |
| 4.   | 15 - 17 years.....   | 3,360                       | 2,370                   | 2,855     | 3,400                      | 4,515                    | 3,550                              |
| 5.   | 18 - 24 years.....   | 7,005                       | 4,680                   | 5,470     | 7,000                      | 7,890                    | 5,080                              |
| 6.   | 25 years and over.....                                       | 2,875                       | 2,430                   | 2,495     | 3,105                      | 1,960                    | 1,915                              |
| 7.   | Average number of children per census family(3) .            | 1.1                         | 1.0                     | 1.1       | 1.2                        | 1.4                      | 1.3                                |
| <b>Persons in Private Households</b>                 |  |                             |                         |           |                            |                          |                                    |
| by census family status and living arrangements      |  |                             |                         |           |                            |                          |                                    |
| 8.   | Total number of persons.....                                 | 90,830                      | 78,450                  | 91,045    | 88,190                     | 99,010                   | 75,510                             |
| 9.   | Number of non-family persons.....                            | 18,070                      | 21,960                  | 28,450    | 17,295                     | 9,305                    | 9,225                              |
| 10.  | Living with relatives(4).....                                | 3,870                       | 3,965                   | 5,030     | 4,250                      | 2,855                    | 2,345                              |
| 11.  | Living with non-relatives only.....                          | 2,865                       | 4,895                   | 7,320     | 2,860                      | 1,810                    | 1,960                              |
| 12.  | Living alone.....  | 11,335                      | 13,100                  | 16,095    | 10,190                     | 4,630                    | 4,920                              |
| 13.  | Number of family persons.....                                | 72,760                      | 56,495                  | 62,590    | 70,890                     | 89,705                   | 66,285                             |
| 14.  | Average number of persons per census family.....             | 3.0                         | 2.8                     | 2.9       | 3.0                        | 3.3                      | 3.2                                |
| 15.  | Total number of persons 65 years and over.....               | 17,510                      | 12,600                  | 12,130    | 9,465                      | 5,035                    | 7,335                              |
| 16.  | Number of non-family persons 65 years and over.....          | 6,930                       | 6,285                   | 6,130     | 4,190                      | 2,065                    | 2,805                              |
| 17.  | Living with relatives(4).....                                | 1,320                       | 1,385                   | 1,395     | 1,210                      | 985                      | 740                                |
| 18.  | Living with non-relatives only.....                          | 355                         | 485                     | 450       | 265                        | 160                      | 300                                |
| 19.  | Living alone.....  | 5,250                       | 4,415                   | 4,285     | 2,715                      | 920                      | 1,765                              |
| 20.  | Number of family persons 65 years and over..                 | 10,580                      | 6,315                   | 6,005     | 5,280                      | 2,975                    | 4,530                              |
| <b>ECONOMIC FAMILY CHARACTERISTICS</b>               |  |                             |                         |           |                            |                          |                                    |
| <b>Economic Families</b>                             |  |                             |                         |           |                            |                          |                                    |
| 21.  | Total number of economic families in private households..... | 25,175                      | 20,935                  | 22,725    | 24,605                     | 27,515                   | 21,195                             |
| by size of family                                    |  |                             |                         |           |                            |                          |                                    |
| 22.  | 2 persons.....   | 11,695                      | 10,510                  | 11,545    | 10,625                     | 8,360                    | 7,610                              |
| 23.  | 3 persons.....   | 5,250                       | 4,845                   | 4,840     | 6,385                      | 6,560                    | 5,210                              |
| 24.  | 4 persons.....   | 5,035                       | 3,680                   | 3,620     | 4,675                      | 8,270                    | 5,340                              |
| 25.  | 5 or more persons.....                                       | 3,190                       | 1,900                   | 2,710     | 2,920                      | 4,320                    | 3,040                              |
| <b>Persons in Private Households</b>                 |  |                             |                         |           |                            |                          |                                    |
| 26.  | Total.....   | 90,830                      | 78,450                  | 91,040    | 88,190                     | 99,010                   | 75,515                             |
| 27.  | Number of unattached individuals.....                        | 14,195                      | 17,995                  | 23,415    | 13,045                     | 6,445                    | 6,880                              |
| 28.  | Number of economic family persons.....                       | 76,630                      | 60,455                  | 67,625    | 75,145                     | 92,565                   | 68,630                             |
| 29.  | Average number of persons per economic family...             | 3.0                         | 2.9                     | 3.0       | 3.1                        | 3.4                      | 3.2                                |

**Certaines caractéristiques des circonscriptions électorales fédérales (Ordonnance de représentation de 1987),  
recensement de 1986 - données intégrales**

| Portneuf | Québec-Est | Richelieu | Richmond -<br>Moïse | Rimouski -<br>Témiscouata | Roberval | Caractéristiques  | N°         |
|----------|------------|-----------|---------------------|---------------------------|----------|---|------------|
|          |            |           |                     |                           |          | <b>CARACTÉRISTIQUES DE LA FAMILLE DE<br/>RECENSEMENT<br/>(fin)</b>  |            |
|          |            |           |                     |                           |          | <b>Enfants dans les familles de recensement</b>   |            |
| 28,140   | 32,820     | 28,815    | 28,830              | 27,320                    | 30,900   | <b>Nombre total d'enfants à la maison.....</b>  | <b>1.</b>  |
|          |            |           |                     |                           |          | <b>selon l'âge</b>  |            |
| 7,120    | 6,655      | 6,405     | 7,040               | 6,365                     | 8,095    | Moins de 6 ans.....   | 2.         |
| 10,405   | 11,655     | 10,505    | 11,830              | 10,110                    | 11,860   | 6 - 14 ans.....   | 3.         |
| 2,900    | 4,075      | 3,380     | 3,480               | 3,105                     | 3,275    | 15 - 17 ans.....  | 4.         |
| 5,285    | 7,625      | 5,970     | 4,875               | 5,355                     | 5,750    | 18 - 24 ans.....  | 5.         |
| 2,430    | 2,800      | 2,560     | 1,615               | 2,385                     | 1,925    | 25 ans et plus.....   | 6.         |
| 1.4      | 1.3        | 1.3       | 1.4                 | 1.4                       | 1.6      | <b>Nombre moyen d'enfants par famille de<br/>recensement (3).....</b>   | <b>7.</b>  |
|          |            |           |                     |                           |          | <b>Personnes dans les ménages privés</b>  |            |
|          |            |           |                     |                           |          | <b>selon la situation des particuliers dans<br/>la famille de recensement et modalité de vie</b>                      |            |
| 73,700   | 92,295     | 79,040    | 75,340              | 72,820                    | 73,495   | <b>Nombre total de personnes.....</b>   | <b>8.</b>  |
| 6,895    | 12,100     | 8,995     | 6,825               | 7,925                     | 5,875    | Nombre de personnes hors famille.....   | 9.         |
| 1,980    | 2,895      | 2,350     | 1,580               | 1,935                     | 1,620    | Vivant avec des personnes apparentées (4)....   | 10.        |
|          |            |           |                     |                           |          | Vivant avec des personnes non apparentées<br>seulement.....   | 11.        |
| 1,485    | 2,680      | 1,620     | 1,445               | 1,695                     | 1,445    | Vivant seules.....  | 12.        |
| 3,425    | 6,530      | 5,020     | 3,790               | 4,290                     | 2,815    | Nombre de personnes dans les familles.....  | 13.        |
| 66,810   | 80,195     | 70,045    | 68,515              | 64,895                    | 67,620   | <b>Nombre moyen de personnes par famille de<br/>recensement.....</b>  | <b>14.</b> |
| 3.3      | 3.1        | 3.2       | 3.3                 | 3.2                       | 3.5      |   |            |
| 6,110    | 6,530      | 7,625     | 6,270               | 6,270                     | 3,985    | <b>Nombre total de personnes de 65 ans et plus...<br/>Nombre de personnes hors famille de 65 ans<br/>et plus.....</b> | <b>15.</b> |
| 2,215    | 2,660      | 2,890     | 2,035               | 2,045                     | 1,195    | Vivant avec des personnes apparentées (4)....   | 16.        |
| 770      | 820        | 935       | 495                 | 610                       | 380      | Vivant avec des personnes non apparentées<br>seulement.....   | 17.        |
| 155      | 235        | 240       | 190                 | 160                       | 105      | Vivant seules.....  | 18.        |
| 1,290    | 1,605      | 1,715     | 1,340               | 1,270                     | 715      | Nombre de personnes de 65 ans et plus dans<br>les familles.....   | 19.        |
| 3,900    | 3,870      | 4,730     | 4,235               | 4,220                     | 2,795    |   | 20.        |
|          |            |           |                     |                           |          | <b>CARACTÉRISTIQUES DE LA FAMILLE<br/>ÉCONOMIQUE</b>  |            |
|          |            |           |                     |                           |          | <b>Familles économiques</b>   |            |
| 20,790   | 26,325     | 22,450    | 21,215              | 20,350                    | 19,645   | <b>Nombre total de familles économiques dans les<br/>ménages privés.....</b>  | <b>21.</b> |
|          |            |           |                     |                           |          | <b>selon la taille de la famille</b>  |            |
| 6,720    | 9,780      | 7,840     | 7,320               | 7,020                     | 5,410    | 2 personnes.....  | 22.        |
| 5,095    | 6,700      | 5,715     | 4,770               | 4,910                     | 4,580    | 3 personnes.....  | 23.        |
| 5,920    | 6,730      | 5,940     | 5,655               | 5,215                     | 5,325    | 4 personnes.....  | 24.        |
| 3,065    | 3,115      | 2,955     | 3,470               | 3,200                     | 4,330    | 5 personnes ou plus.....  | 25.        |
|          |            |           |                     |                           |          | <b>Personnes dans les ménages privés</b>  |            |
| 73,700   | 92,295     | 79,040    | 75,340              | 72,820                    | 73,495   | <b>Total.....</b>   | <b>26.</b> |
| 4,905    | 9,205      | 6,645     | 5,240               | 5,985                     | 4,255    | Nombre de personnes seules.....   | 27.        |
| 58,790   | 83,090     | 72,395    | 70,095              | 66,835                    | 69,235   | Nombre de personnes dans la famille<br>économique.....  | 28.        |
| 3.3      | 3.2        | 3.2       | 3.3                 | 3.3                       | 3.5      | <b>Nombre moyen de personnes par famille<br/>économique.....</b>  | <b>29.</b> |

## Selected Characteristics for Federal Electoral Districts (1987 Representation Order), 1986 Census - 100% data

| No.                               | Characteristics  | Rosemont | Saint-Denis | Saint-Henri -<br>Westmount | Saint-Hubert | Saint-<br>Hyacinthe -<br>Bagot | Saint-Jean |
|-----------------------------------|--|----------|-------------|----------------------------|--------------|--------------------------------|------------|
| <b>POPULATION CHARACTERISTICS</b> |  |          |             |                            |              |                                |            |
| 1.                                | Total population.....                                    | 92,180   | 90,930      | 82,055                     | 108,725      | 85,680                         | 83,095     |
| by sex and age                    |  |          |             |                            |              |                                |            |
| 2.                                | Male, total.....   | 43,250   | 43,785      | 39,595                     | 53,550       | 41,830                         | 41,450     |
| 3.                                | 0 - 4 years.....   | 2,035    | 2,580       | 1,535                      | 4,325        | 3,140                          | 3,085      |
| 4.                                | 5 - 9 years.....   | 1,920    | 2,445       | 1,330                      | 4,805        | 3,635                          | 3,360      |
| 5.                                | 10 - 14 years.....                                       | 1,745    | 2,475       | 1,400                      | 4,445        | 2,955                          | 2,845      |
| 6.                                | 15 years.....  | 425      | 560         | 370                        | 900          | 635                            | 605        |
| 7.                                | 16 years.....  | 430      | 575         | 355                        | 940          | 670                            | 595        |
| 8.                                | 17 years.....  | 460      | 590         | 360                        | 925          | 600                            | 630        |
| 9.                                | 18 years and over.....                                   | 36,240   | 34,565      | 34,245                     | 37,205       | 30,200                         | 30,335     |
| 10.                               | 18 - 19 years.....                                       | 1,150    | 1,340       | 940                        | 1,710        | 1,230                          | 1,535      |
| 11.                               | 20 - 24 years.....                                       | 4,695    | 4,620       | 4,345                      | 4,595        | 3,695                          | 3,785      |
| 12.                               | 25 - 29 years.....                                       | 5,730    | 5,305       | 5,090                      | 4,955        | 3,930                          | 3,895      |
| 13.                               | 30 - 34 years.....                                       | 4,475    | 3,975       | 4,040                      | 4,980        | 3,625                          | 3,760      |
| 14.                               | 35 - 39 years.....                                       | 3,240    | 3,210       | 3,545                      | 4,910        | 3,500                          | 3,515      |
| 15.                               | 40 - 44 years.....                                       | 2,400    | 2,520       | 2,830                      | 4,345        | 2,825                          | 2,905      |
| 16.                               | 45 - 49 years.....                                       | 2,165    | 2,315       | 2,310                      | 3,200        | 2,205                          | 2,260      |
| 17.                               | 50 - 54 years.....                                       | 2,450    | 2,440       | 2,250                      | 2,495        | 1,910                          | 1,910      |
| 18.                               | 55 - 59 years.....                                       | 2,750    | 2,495       | 2,305                      | 2,105        | 1,810                          | 1,870      |
| 19.                               | 60 - 64 years.....                                       | 2,420    | 2,175       | 2,075                      | 1,540        | 1,680                          | 1,630      |
| 20.                               | 65 - 74 years.....                                       | 3,135    | 2,715       | 2,690                      | 1,710        | 2,440                          | 2,210      |
| 21.                               | 75 - 84 years.....                                       | 1,400    | 1,215       | 1,510                      | 570          | 1,110                          | 905        |
| 22.                               | 85 years and over.....                                   | 235      | 235         | 315                        | 80           | 230                            | 155        |
| 23.                               | Female, total.....                                       | 48,925   | 47,145      | 42,465                     | 55,180       | 43,850                         | 41,645     |
| 24.                               | 0 - 4 years.....   | 1,955    | 2,420       | 1,545                      | 4,195        | 3,055                          | 2,950      |
| 25.                               | 5 - 9 years.....   | 1,740    | 2,370       | 1,315                      | 4,390        | 3,345                          | 3,095      |
| 26.                               | 10 - 14 years.....                                       | 1,675    | 2,420       | 1,400                      | 4,255        | 2,850                          | 2,750      |
| 27.                               | 15 years.....  | 380      | 550         | 390                        | 865          | 585                            | 550        |
| 28.                               | 16 years.....  | 435      | 535         | 405                        | 850          | 635                            | 550        |
| 29.                               | 17 years.....  | 500      | 550         | 405                        | 840          | 620                            | 570        |
| 30.                               | 18 years and over.....                                   | 42,240   | 38,300      | 37,000                     | 39,780       | 32,760                         | 31,170     |
| 31.                               | 18 - 19 years.....                                       | 1,135    | 1,295       | 1,045                      | 1,725        | 1,205                          | 1,210      |
| 32.                               | 20 - 24 years.....                                       | 5,115    | 4,605       | 4,400                      | 4,710        | 3,540                          | 3,445      |
| 33.                               | 25 - 29 years.....                                       | 5,620    | 5,105       | 4,385                      | 5,440        | 3,800                          | 3,905      |
| 34.                               | 30 - 34 years.....                                       | 4,260    | 3,890       | 3,560                      | 5,310        | 3,785                          | 3,820      |
| 35.                               | 35 - 39 years.....                                       | 3,130    | 3,055       | 3,230                      | 5,385        | 3,325                          | 3,510      |
| 36.                               | 40 - 44 years.....                                       | 2,450    | 2,430       | 2,680                      | 4,275        | 2,860                          | 2,795      |
| 37.                               | 45 - 49 years.....                                       | 2,375    | 2,575       | 2,345                      | 3,125        | 2,205                          | 2,155      |
| 38.                               | 50 - 54 years.....                                       | 2,895    | 2,690       | 2,265                      | 2,425        | 1,990                          | 1,980      |
| 39.                               | 55 - 59 years.....                                       | 3,260    | 2,840       | 2,435                      | 2,110        | 2,095                          | 1,955      |
| 40.                               | 60 - 64 years.....                                       | 3,290    | 2,670       | 2,360                      | 1,760        | 2,005                          | 1,900      |
| 41.                               | 65 - 74 years.....                                       | 5,370    | 4,240       | 4,230                      | 2,270        | 3,375                          | 2,725      |
| 42.                               | 75 - 84 years.....                                       | 2,785    | 2,355       | 3,045                      | 1,050        | 2,025                          | 1,415      |
| 43.                               | 85 years and over.....                                   | 560      | 550         | 1,015                      | 195          | 555                            | 350        |
| by marital status                 |  |          |             |                            |              |                                |            |
| 44.                               | Single (never married), total.....                       | 40,710   | 40,315      | 40,355                     | 47,835       | 36,465                         | 34,860     |
| 45.                               | Single (never married), 15 years of age<br>and over..... | 29,650   | 25,605      | 31,830                     | 21,415       | 17,490                         | 16,780     |
| 46.                               | Married.....   | 36,245   | 38,390      | 28,205                     | 51,920       | 41,555                         | 40,685     |
| 47.                               | Separated.....   | 3,130    | 2,475       | 2,635                      | 1,980        | 1,225                          | 1,300      |
| 48.                               | Widowed.....   | 7,175    | 6,030       | 5,655                      | 3,600        | 4,060                          | 3,780      |
| 49.                               | Divorced.....  | 4,920    | 3,720       | 5,215                      | 3,390        | 2,375                          | 2,475      |
| by mother tongue                  |  |          |             |                            |              |                                |            |
| 50.                               | Single responses.....                                    | 87,345   | 82,555      | 76,580                     | 103,880      | 84,665                         | 80,875     |
| 51.                               | English.....   | 3,325    | 6,195       | 31,525                     | 15,035       | 560                            | 2,895      |
| 52.                               | French.....  | 76,850   | 44,110      | 33,840                     | 83,720       | 83,610                         | 76,845     |
| 53.                               | Non-official languages.....                              | 7,175    | 32,250      | 11,215                     | 5,130        | 490                            | 1,135      |
| 54.                               | Italian.....   | 1,720    | 6,870       | 750                        | 665          | 90                             | 215        |
| 55.                               | German.....  | 110      | 335         | 960                        | 380          | 130                            | 255        |
| 56.                               | Chinese.....   | 255      | 1,050       | 900                        | 340          | 15                             | 55         |
| 57.                               | Ukrainian.....   | 650      | 300         | 200                        | 120          | 15                             | 20         |
| 58.                               | Portuguese.....  | 1,680    | 2,470       | 555                        | 305          | 50                             | 135        |
| 59.                               | Other languages.....                                     | 2,750    | 21,230      | 7,850                      | 3,310        | 200                            | 445        |
| 60.                               | Multiple responses.....                                  | 4,830    | 8,370       | 5,475                      | 4,850        | 1,015                          | 2,225      |



Certaines caractéristiques des circonscriptions électorales fédérales (Ordonnance de représentation de 1987),  
recensement de 1986 - données intégrales

| Saint-Laurent | Saint-Léonard | Saint-Maurice | Shefford | Sherbrooke | Témiscamingue | Caractéristiques                                     | N°  |
|---------------|---------------|---------------|----------|------------|---------------|--|-----|
| 88,880        | 90,880        | 72,845        | 86,105   | 90,855     | 81,610        | <b>CARACTÉRISTIQUES DE LA POPULATION</b>             |     |
|               |               |               |          |            |               | Population totale.....                               | 1.  |
|               |               |               |          |            |               | <b>selon le sexe et l'âge</b>                        |     |
|               |               |               |          |            |               | <b>Hommes, total.....</b>                            | 2.  |
| 41,390        | 42,685        | 35,515        | 42,675   | 42,630     | 41,275        | 0 - 4 ans.....                                       | 3.  |
| 2,365         | 2,455         | 2,310         | 3,390    | 2,810      | 3,355         | 5 - 9 ans.....                                       | 4.  |
| 2,375         | 2,410         | 2,640         | 3,700    | 3,035      | 3,600         | 10 - 14 ans.....                                     | 5.  |
| 2,420         | 2,555         | 2,255         | 3,125    | 2,770      | 3,390         | 15 ans.....  | 6.  |
| 545           | 585           | 435           | 570      | 610        | 720           | 16 ans.....  | 7.  |
| 555           | 645           | 440           | 680      | 590        | 735           | 17 ans.....  | 8.  |
| 640           | 680           | 450           | 595      | 555        | 650           | 18 ans et plus.....                                  | 9.  |
| 32,475        | 33,355        | 26,985        | 30,610   | 32,160     | 28,830        | 18 - 19 ans.....                                     | 10. |
| 1,300         | 1,475         | 965           | 1,260    | 1,410      | 1,345         | 20 - 24 ans.....                                     | 11. |
| 4,180         | 4,510         | 2,975         | 3,835    | 4,815      | 3,735         | 25 - 29 ans.....                                     | 12. |
| 4,055         | 4,640         | 3,310         | 4,250    | 4,380      | 4,085         | 30 - 34 ans.....                                     | 13. |
| 3,185         | 3,340         | 3,310         | 3,880    | 3,775      | 3,730         | 35 - 39 ans.....                                     | 14. |
| 2,875         | 2,920         | 2,865         | 3,485    | 3,260      | 3,175         | 40 - 44 ans.....                                     | 15. |
| 2,580         | 2,485         | 2,350         | 2,910    | 2,880      | 2,555         | 45 - 49 ans.....                                     | 16. |
| 2,370         | 2,585         | 1,850         | 2,190    | 2,130      | 1,945         | 50 - 54 ans.....                                     | 17. |
| 2,460         | 2,865         | 1,810         | 1,880    | 2,015      | 1,765         | 55 - 59 ans.....                                     | 18. |
| 2,505         | 2,685         | 2,020         | 1,825    | 1,850      | 1,775         | 60 - 64 ans.....                                     | 19. |
| 2,405         | 2,265         | 1,915         | 1,680    | 1,730      | 1,610         | 65 - 74 ans.....                                     | 20. |
| 3,120         | 2,470         | 2,545         | 2,265    | 2,495      | 2,035         | 75 - 84 ans.....                                     | 21. |
| 1,230         | 970           | 915           | 955      | 1,195      | 850           | 85 ans et plus.....                                  | 22. |
| 205           | 150           | 140           | 185      | 225        | 215           |  |     |
| 47,490        | 48,190        | 37,330        | 43,430   | 48,220     | 40,330        | <b>Femmes, total.....</b>                            | 23. |
| 2,240         | 2,465         | 2,330         | 3,300    | 2,740      | 3,255         | 0 - 4 ans.....                                       | 24. |
| 2,315         | 2,310         | 2,530         | 3,485    | 2,895      | 3,510         | 5 - 9 ans.....                                       | 25. |
| 2,490         | 2,465         | 2,225         | 2,865    | 2,790      | 3,140         | 10 - 14 ans.....                                     | 26. |
| 540           | 600           | 400           | 580      | 630        | 645           | 15 ans.....  | 27. |
| 595           | 620           | 425           | 600      | 605        | 685           | 16 ans.....  | 28. |
| 595           | 610           | 420           | 585      | 635        | 660           | 17 ans.....  | 29. |
| 38,710        | 39,135        | 29,010        | 32,015   | 37,920     | 28,430        | 18 ans et plus.....                                  | 30. |
| 1,305         | 1,485         | 925           | 1,240    | 1,445      | 1,315         | 18 - 19 ans.....                                     | 31. |
| 4,150         | 5,050         | 2,840         | 3,850    | 4,940      | 3,605         | 20 - 24 ans.....                                     | 32. |
| 3,965         | 5,110         | 3,335         | 4,335    | 4,550      | 3,970         | 25 - 29 ans.....                                     | 33. |
| 3,380         | 3,655         | 3,145         | 3,795    | 3,925      | 3,570         | 30 - 34 ans.....                                     | 34. |
| 3,315         | 3,510         | 2,725         | 3,385    | 3,615      | 2,920         | 35 - 39 ans.....                                     | 35. |
| 3,045         | 3,175         | 2,370         | 2,825    | 3,125      | 2,385         | 40 - 44 ans.....                                     | 36. |
| 2,780         | 3,125         | 1,895         | 2,140    | 2,395      | 1,875         | 45 - 49 ans.....                                     | 37. |
| 2,815         | 3,045         | 2,075         | 1,935    | 2,290      | 1,815         | 50 - 54 ans.....                                     | 38. |
| 3,075         | 2,885         | 2,350         | 2,015    | 2,360      | 1,905         | 55 - 59 ans.....                                     | 39. |
| 3,075         | 2,660         | 2,235         | 1,800    | 2,320      | 1,670         | 60 - 64 ans.....                                     | 40. |
| 4,610         | 3,335         | 3,220         | 2,745    | 3,945      | 2,100         | 65 - 74 ans.....                                     | 41. |
| 2,440         | 1,720         | 1,540         | 1,535    | 2,380      | 1,055         | 75 - 84 ans.....                                     | 42. |
| 775           | 390           | 350           | 415      | 630        | 250           | 85 ans et plus.....                                  | 43. |
| 37,830        | 36,480        | 29,510        | 35,820   | 39,910     | 36,680        | <b>selon l'état matrimonial</b>                      |     |
|               |               |               |          |            |               | Célibataires (jamais marié(e)s), total.....          | 44. |
| 23,625        | 21,825        | 15,220        | 15,955   | 22,865     | 16,425        | Célibataires (jamais marié(e)s), 15 ans et plus..... | 45. |
| 40,035        | 44,415        | 35,525        | 42,580   | 39,885     | 38,685        | Marié(e)s.....                                       | 46. |
| 1,885         | 1,910         | 1,115         | 1,170    | 1,785      | 1,380         | Séparé(e)s.....                                      | 47. |
| 5,620         | 4,845         | 4,370         | 3,790    | 5,065      | 3,360         | Veufs (ves).....                                     | 48. |
| 3,500         | 3,220         | 2,325         | 2,735    | 4,210      | 1,510         | Divorcé(e)s.....                                     | 49. |
| 80,185        | 83,470        | 71,925        | 84,225   | 88,280     | 79,685        | <b>selon la langue maternelle</b>                    |     |
| 19,980        | 5,550         | 735           | 3,135    | 5,695      | 3,130         | Réponses uniques.....                                | 50. |
| 38,890        | 47,475        | 70,970        | 80,435   | 81,420     | 75,730        | Anglais.....   | 51. |
| 21,320        | 30,445        | 225           | 650      | 1,165      | 825           | Français.....  | 52. |
| 2,075         | 24,485        | 20            | 130      | 120        | 75            | Langues non officielles.....                         | 53. |
| 695           | 190           | 30            | 155      | 80         | 65            | Italien.....   | 54. |
| 2,485         | 280           | 15            | 25       | 50         | 20            | Allemand.....  | 55. |
| 220           | 845           | 5             | 15       | 10         | 60            | Chinois.....   | 56. |
| 215           | 460           | -             | 5        | 25         | 15            | Ukrainien.....                                       | 57. |
| 15,625        | 4,185         | 150           | 320      | 875        | 595           | Portugais.....                                       | 58. |
| 8,695         | 7,410         | 920           | 1,880    | 2,575      | 1,925         | Autres langues.....                                  | 59. |
|               |               |               |          |            |               | Réponses multiples.....                              | 60. |

## Selected Characteristics for Federal Electoral Districts (1987 Representation Order), 1986 Census - 100% data

| No.  | Characteristics  | Rosemont | Saint-Denis | Saint-Henri -<br>Westmount | Saint-Hubert | Saint-<br>Hyacinthe -<br>Bagot | Saint-Jean |
|--|--|----------|-------------|----------------------------|--------------|--------------------------------|------------|
| <b>DWELLING CHARACTERISTICS</b>              |  |          |             |                            |              |                                |            |
| 1.   | Total number of occupied private dwellings.....            | 44,935   | 38,020      | 42,275                     | 35,990       | 30,165                         | 29,505     |
| by tenure                                    |  |          |             |                            |              |                                |            |
| 2.   | Owned.....   | 9,590    | 8,590       | 7,360                      | 22,455       | 18,140                         | 18,505     |
| 3.   | Rented.....  | 35,345   | 29,430      | 34,915                     | 13,535       | 12,020                         | 11,005     |
| 4.   | On reserve (1).....  | -        | -           | -                          | -            | -                              | -          |
| by type of dwelling                          |  |          |             |                            |              |                                |            |
| 5.   | Single-detached house.....                                 | 160      | 310         | 1,500                      | 17,865       | 16,395                         | 16,975     |
| 6.   | Apartment, 5 or more storeys.....                          | 1,435    | 2,575       | 20,330                     | 275          | 5                              | 110        |
| 7.   | Movable dwelling.....                                      | 5        | -           | -                          | 105          | 280                            | 700        |
| 8.   | All other types (2).....                                   | 43,335   | 35,135      | 20,440                     | 17,745       | 13,485                         | 11,715     |
| <b>HOUSEHOLD CHARACTERISTICS</b>             |  |          |             |                            |              |                                |            |
| <b>Private Households</b>                    |  |          |             |                            |              |                                |            |
| 9.   | Total number of private households.....                    | 44,935   | 38,020      | 42,275                     | 35,990       | 30,165                         | 29,505     |
| by size of household                         |  |          |             |                            |              |                                |            |
| 10.  | 1 person.....  | 18,245   | 12,630      | 21,645                     | 4,930        | 6,020                          | 5,650      |
| 11.  | 2 persons.....   | 15,290   | 11,515      | 12,060                     | 9,655        | 9,225                          | 9,170      |
| 12.  | 3 persons.....   | 6,145    | 5,975       | 4,075                      | 8,235        | 5,700                          | 5,880      |
| 13.  | 4 - 5 persons.....   | 4,735    | 6,840       | 3,970                      | 12,030       | 8,315                          | 8,070      |
| 14.  | 6 - 9 persons.....   | 515      | 1,035       | 515                        | 1,120        | 885                            | 720        |
| 15.  | 10 or more persons.....                                    | 10       | 20          | 15                         | 25           | 20                             | 15         |
| by number of families                        |  |          |             |                            |              |                                |            |
| 16.  | Non-family household.....                                  | 22,355   | 15,410      | 25,505                     | 6,225        | 7,115                          | 6,720      |
| 17.  | 1 census family.....                                       | 22,420   | 22,260      | 16,635                     | 29,410       | 22,935                         | 22,645     |
| 18.  | 2 or more census families.....                             | 165      | 350         | 140                        | 355          | 115                            | 135        |
| <b>Persons in Private Households</b>         |  |          |             |                            |              |                                |            |
| 19.  | Total.....   | 90,780   | 89,815      | 78,445                     | 107,565      | 83,130                         | 80,750     |
| 20.  | Average number of persons per household.....               | 2.0      | 2.4         | 1.9                        | 3.0          | 2.8                            | 2.7        |
| <b>CENSUS FAMILY CHARACTERISTICS</b>         |  |          |             |                            |              |                                |            |
| <b>Census Families</b>                       |  |          |             |                            |              |                                |            |
| 21.  | Total number of census families in private households..... | 22,750   | 22,970      | 16,910                     | 30,135       | 23,165                         | 22,920     |
| by size of family                            |  |          |             |                            |              |                                |            |
| 22.  | 2 persons.....   | 13,175   | 10,655      | 9,605                      | 10,035       | 9,030                          | 9,115      |
| 23.  | 3 persons.....   | 5,215    | 5,465       | 3,470                      | 8,075        | 5,485                          | 5,630      |
| 24.  | 4 persons.....   | 3,140    | 4,585       | 2,600                      | 8,695        | 5,670                          | 5,745      |
| 25.  | 5 or more persons.....                                     | 1,220    | 2,265       | 1,235                      | 3,330        | 2,980                          | 2,425      |
| by family structure and presence of children |  |          |             |                            |              |                                |            |
| 26.  | Number of husband-wife families.....                       | 17,600   | 18,515      | 13,435                     | 25,510       | 20,380                         | 19,975     |
| 27.  | With no children at home.....                              | 9,610    | 7,850       | 7,350                      | 7,505        | 7,425                          | 7,310      |
| 28.  | With children at home.....                                 | 7,990    | 10,670      | 6,080                      | 18,010       | 12,955                         | 12,670     |
| 29.  | 1 child at home.....                                       | 4,010    | 4,290       | 2,640                      | 6,530        | 4,640                          | 4,785      |
| 30.  | 2 children at home.....                                    | 2,855    | 4,245       | 2,310                      | 8,275        | 5,415                          | 5,520      |
| 31.  | 3 or more children at home.....                            | 1,130    | 2,140       | 1,140                      | 3,195        | 2,900                          | 2,365      |
| 32.  | Number of lone-parent families.....                        | 5,150    | 4,455       | 3,480                      | 4,620        | 2,785                          | 2,940      |
| 33.  | Male parent.....   | 775      | 640         | 560                        | 785          | 550                            | 555        |
| 34.  | 1 child at home.....                                       | 565      | 425         | 400                        | 465          | 330                            | 355        |
| 35.  | 2 children at home.....                                    | 160      | 155         | 115                        | 235          | 160                            | 155        |
| 36.  | 3 or more children at home.....                            | 50       | 60          | 35                         | 90           | 70                             | 45         |
| 37.  | Female parent.....   | 4,380    | 3,810       | 2,920                      | 3,835        | 2,230                          | 2,385      |
| 38.  | 1 child at home.....                                       | 3,000    | 2,380       | 1,850                      | 2,065        | 1,280                          | 1,450      |
| 39.  | 2 children at home.....                                    | 1,050    | 1,020       | 715                        | 1,305        | 685                            | 695        |
| 40.  | 3 or more children at home.....                            | 330      | 410         | 360                        | 460          | 270                            | 240        |

**Certaines caractéristiques des circonscriptions électorales fédérales (Ordonnance de représentation de 1987),  
recensement de 1986 - données intégrales**

| Saint-Laurent  | Saint-Léonard | Saint-Maurice | Shefford | Sherbrooke | Témiscamingue | Caractéristiques                              | N°  |
|--|---------------|---------------|----------|------------|---------------|---|-----|
| <b>CARACTÉRISTIQUES DU LOGEMENT</b>                                  |               |               |          |            |               |   |     |
| 34,860   | 34,245        | 26,835        | 30,440   | 35,555     | 27,515        | Nombre total de logements privés occupés..... | 1.  |
| selon le mode d'occupation   |               |               |          |            |               |   |     |
| 12,755   | 10,990        | 16,210        | 18,445   | 15,070     | 17,570        | Possédé.....                                  | 2.  |
| 22,100   | 23,260        | 10,620        | 12,000   | 20,490     | 9,760         | Loué.....                                     | 3.  |
| -  | -             | -             | -        | -          | 185           | Dans une réserve(1).....                      | 4.  |
| selon le type de logement  |               |               |          |            |               |   |     |
| 5,245  | 2,205         | 14,060        | 16,570   | 11,360     | 15,915        | Maison individuelle non attenante.....        | 5.  |
| 8,245  | 435           | 55            | 110      | 850        | 80            | Appartement, 5 étages ou plus.....            | 6.  |
| -  | 5             | 150           | 750      | 80         | 250           | Logement mobile.....                          | 7.  |
| 21,370   | 31,605        | 12,570        | 13,010   | 23,265     | 11,270        | Tous autres types (2).....                    | 8.  |
| <b>CARACTÉRISTIQUES DU MÉNAGE</b>                                    |               |               |          |            |               |   |     |
| Ménages privés   |               |               |          |            |               |   |     |
| 34,860   | 34,250        | 26,835        | 30,440   | 35,555     | 27,515        | Nombre total de ménages privés.....           | 9.  |
| selon la taille du ménage  |               |               |          |            |               |   |     |
| 9,900  | 7,385         | 5,495         | 5,615    | 9,790      | 4,960         | 1 personne.....                               | 10. |
| 11,120   | 11,515        | 8,425         | 9,450    | 11,555     | 7,520         | 2 personnes.....                              | 11. |
| 5,745  | 6,690         | 5,610         | 5,980    | 6,065      | 5,410         | 3 personnes.....                              | 12. |
| 7,010  | 7,565         | 6,740         | 8,545    | 7,550      | 8,515         | 4 - 5 personnes.....                          | 13. |
| 1,080  | 1,085         | 550           | 825      | 585        | 1,095         | 6 - 9 personnes.....                          | 14. |
| 20   | 5             | 15            | 25       | 10         | 15            | 10 personnes ou plus.....                     | 15. |
| selon le nombre de familles  |               |               |          |            |               |   |     |
| 11,725   | 8,915         | 6,475         | 6,665    | 11,980     | 5,890         | Ménage non familial.....                      | 16. |
| 22,780   | 24,875        | 20,265        | 23,665   | 23,475     | 21,505        | 1 famille de recensement.....                 | 17. |
| 355  | 450           | 95            | 115      | 105        | 115           | 2 familles de recensement ou plus.....        | 18. |
| Personnes dans les ménages privés                                    |               |               |          |            |               |   |     |
| 86,660   | 90,010        | 71,415        | 84,490   | 87,185     | 80,145        | Total.....                                    | 19. |
| 2.5  | 2.6           | 2.7           | 2.8      | 2.5        | 2.9           | Nombre moyen de personnes par ménage.....     | 20. |
| <b>CARACTÉRISTIQUES DE LA FAMILLE DE RECENSEMENT</b>                 |               |               |          |            |               |   |     |
| Familles de recensement  |               |               |          |            |               |   |     |
| Nombre total de familles de recensement dans les ménages privés..... |               |               |          |            |               |   | 21. |
| 23,490   | 25,790        | 20,455        | 23,890   | 23,675     | 21,740        |   |     |
| selon la taille de la famille  |               |               |          |            |               |   |     |
| 10,830   | 11,690        | 8,355         | 9,350    | 10,585     | 7,480         | 2 personnes.....                              | 22. |
| 5,445  | 6,430         | 5,340         | 5,680    | 5,575      | 5,245         | 3 personnes.....                              | 23. |
| 4,855  | 5,210         | 4,945         | 6,005    | 5,300      | 5,630         | 4 personnes.....                              | 24. |
| 2,365  | 2,460         | 1,815         | 2,850    | 2,220      | 3,385         | 5 personnes ou plus.....                      | 25. |
| selon la structure de la famille et la présence d'enfants            |               |               |          |            |               |   |     |
| Nombre de familles époux-épouse.....                                 |               |               |          |            |               |   | 26. |
| 19,475   | 21,735        | 17,450        | 20,925   | 19,425     | 19,000        | Sans enfants à la maison.....                 | 27. |
| 8,435  | 9,050         | 6,475         | 7,545    | 7,975      | 5,930         | Avec enfants à la maison.....                 | 28. |
| 11,045   | 12,690        | 10,970        | 13,375   | 11,450     | 13,070        | 1 enfant à la maison.....                     | 29. |
| 4,280  | 5,365         | 4,480         | 4,855    | 4,350      | 4,405         | 2 enfants à la maison.....                    | 30. |
| 4,515  | 4,930         | 4,740         | 5,740    | 4,965      | 5,365         | 3 enfants ou plus à la maison.....            | 31. |
| 2,245  | 2,395         | 1,750         | 2,775    | 2,130      | 3,290         |   |     |
| Nombre de familles monoparentales.....                               |               |               |          |            |               |   | 32. |
| 4,010  | 4,050         | 3,005         | 2,965    | 4,250      | 2,745         | Parent de sexe masculin.....                  | 33. |
| 655  | 560           | 475           | 565      | 585        | 580           | 1 enfant à la maison.....                     | 34. |
| 390  | 365           | 310           | 355      | 390        | 320           | 2 enfants à la maison.....                    | 35. |
| 185  | 145           | 115           | 145      | 160        | 175           | 3 enfants ou plus à la maison.....            | 36. |
| 80   | 55            | 50            | 70       | 40         | 75            |   |     |
| 3,360  | 3,490         | 2,525         | 2,400    | 3,665      | 2,165         | Parent de sexe féminin.....                   | 37. |
| 2,010  | 2,280         | 1,565         | 1,450    | 2,215      | 1,225         | 1 enfant à la maison.....                     | 38. |
| 975  | 920           | 745           | 680      | 1,060      | 660           | 2 enfants à la maison.....                    | 39. |
| 370  | 295           | 220           | 270      | 385        | 280           | 3 enfants ou plus à la maison.....            | 40. |

## Selected Characteristics for Federal Electoral Districts (1987 Representation Order), 1986 Census - 100% data

| No.  | Characteristics  | Rosemont | Saint-Denis | Saint-Henri -<br>Westmount | Saint-Hubert | Saint-<br>Hyacinthe -<br>Bagot | Saint-Jean |
|--|--|----------|-------------|----------------------------|--------------|--------------------------------|------------|
| <b>CENSUS FAMILY CHARACTERISTICS<br/>(concluded)</b>   |  |          |             |                            |              |                                |            |
| <b>Children in Census Families</b>                     |  |          |             |                            |              |                                |            |
| 1.   | Total number of children at home.....                        | 20,775   | 26,745      | 16,285                     | 40,890       | 29,470                         | 27,965     |
| <b>by age</b>  |  |          |             |                            |              |                                |            |
| 2.   | Under 6 years of age.....                                    | 4,600    | 5,795       | 3,505                      | 10,130       | 7,555                          | 7,180      |
| 3.   | 6 - 14 years.....  | 6,130    | 8,520       | 4,705                      | 15,775       | 11,160                         | 10,500     |
| 4.   | 15 - 17 years.....   | 2,395    | 3,085       | 2,090                      | 5,090        | 3,550                          | 3,230      |
| 5.   | 18 - 24 years.....   | 4,910    | 6,305       | 4,160                      | 7,715        | 5,245                          | 5,205      |
| 6.   | 25 years and over.....                                       | 2,740    | 3,035       | 1,820                      | 2,180        | 1,960                          | 1,845      |
| 7.   | Average number of children per census family(3) ..           | 0.9      | 1.2         | 1.0                        | 1.4          | 1.3                            | 1.2        |
| <b>Persons in Private Households</b>                   |  |          |             |                            |              |                                |            |
| <b>by census family status and living arrangements</b> |  |          |             |                            |              |                                |            |
| 8.   | Total number of persons.....                                 | 90,775   | 89,815      | 78,445                     | 107,560      | 83,130                         | 80,750     |
| 9.   | Number of non-family persons.....                            | 29,650   | 21,585      | 31,810                     | 11,025       | 10,115                         | 9,890      |
| 10.  | Living with relatives(4).....                                | 5,150    | 4,865       | 3,535                      | 3,460        | 2,190                          | 2,115      |
| 11.  | Living with non-relatives only.....                          | 6,260    | 4,090       | 6,635                      | 2,630        | 1,905                          | 2,120      |
| 12.  | Living alone.....  | 18,245   | 12,635      | 21,645                     | 4,925        | 6,020                          | 5,655      |
| 13.  | Number of family persons.....                                | 61,125   | 68,230      | 46,635                     | 96,540       | 73,010                         | 70,860     |
| 14.  | Average number of persons per census family.....             | 2.7      | 3.0         | 2.8                        | 3.2          | 3.2                            | 3.1        |
| 15.  | Total number of persons 65 years and over.....               | 12,900   | 10,685      | 10,785                     | 5,415        | 8,030                          | 7,085      |
| 16.  | Number of non-family persons 65 years and over.....          | 6,640    | 5,170       | 6,285                      | 2,250        | 3,175                          | 2,725      |
| 17.  | Living with relatives(4).....                                | 1,475    | 1,375       | 915                        | 900          | 745                            | 685        |
| 18.  | Living with non-relatives only.....                          | 475      | 290         | 445                        | 260          | 340                            | 290        |
| 19.  | Living alone.....  | 4,690    | 3,510       | 4,925                      | 1,090        | 2,095                          | 1,750      |
| 20.  | Number of family persons 65 years and over..                 | 6,260    | 5,515       | 4,500                      | 3,170        | 4,855                          | 4,360      |
| <b>ECONOMIC FAMILY CHARACTERISTICS</b>                 |  |          |             |                            |              |                                |            |
| <b>Economic Families</b>                               |  |          |             |                            |              |                                |            |
| 21.  | Total number of economic families in private households..... | 24,245   | 23,905      | 17,940                     | 30,395       | 23,625                         | 23,290     |
| <b>by size of family</b>                               |  |          |             |                            |              |                                |            |
| 22.  | 2 persons.....   | 13,620   | 10,635      | 10,040                     | 9,440        | 8,990                          | 8,975      |
| 23.  | 3 persons.....   | 5,680    | 5,655       | 3,675                      | 8,130        | 5,635                          | 5,780      |
| 24.  | 4 persons.....   | 3,375    | 4,690       | 2,715                      | 8,800        | 5,765                          | 5,825      |
| 25.  | 5 or more persons.....                                       | 1,560    | 2,925       | 1,510                      | 4,025        | 3,225                          | 2,710      |
| <b>Persons in Private Households</b>                   |  |          |             |                            |              |                                |            |
| 26.  | Total.....   | 90,775   | 89,815      | 78,445                     | 107,560      | 83,130                         | 80,750     |
| 27.  | Number of unattached individuals.....                        | 24,500   | 16,725      | 28,280                     | 7,560        | 7,925                          | 7,775      |
| 28.  | Number of economic family persons.....                       | 66,275   | 73,095      | 50,165                     | 100,005      | 75,200                         | 72,975     |
| 29.  | Average number of persons per economic family...             | 2.7      | 3.1         | 2.8                        | 3.3          | 3.2                            | 3.1        |

**Certaines caractéristiques des circonscriptions électorales fédérales (Ordonnance de représentation de 1987),  
recensement de 1986 - données intégrales**

| Saint-Laurent | Saint-Léonard | Saint-Maurice | Shefford | Sherbrooke | Témiscamingue | Caractéristiques   | N°  |
|---------------|---------------|---------------|----------|------------|---------------|--|-----|
|               |               |               |          |            |               | <b>CARACTÉRISTIQUES DE LA FAMILLE DE<br/>RECENSEMENT<br/>(fin)</b>                               |     |
|               |               |               |          |            |               | <b>Enfants dans les familles de recensement</b>  |     |
| 27,130        | 28,980        | 24,185        | 30,055   | 27,585     | 30,590        | <b>Nombre total d'enfants à la maison.....</b>   | 1.  |
|               |               |               |          |            |               | <b>selon l'âge</b>   |     |
| 5,385         | 5,715         | 5,590         | 8,040    | 6,655      | 7,905         | Moins de 6 ans.....  | 2.  |
| 8,405         | 8,620         | 8,430         | 11,540   | 10,020     | 11,920        | 6 - 14 ans.....  | 3.  |
| 3,285         | 3,555         | 2,440         | 3,390    | 3,460      | 3,810         | 15 - 17 ans.....   | 4.  |
| 6,920         | 7,915         | 5,080         | 5,250    | 5,605      | 5,225         | 18 - 24 ans.....   | 5.  |
| 3,140         | 3,175         | 2,645         | 1,830    | 1,850      | 1,720         | 25 ans et plus.....  | 6.  |
| 1.2           | 1.1           | 1.2           | 1.3      | 1.2        | 1.4           | <b>Nombre moyen d'enfants par famille de<br/>recensement (3).....</b>                            | 7.  |
|               |               |               |          |            |               | <b>Personnes dans les ménages privés</b>   |     |
|               |               |               |          |            |               | <b>selon la situation des particuliers dans<br/>la famille de recensement et modalité de vie</b> |     |
| 86,660        | 90,015        | 71,415        | 84,495   | 87,185     | 80,145        | <b>Nombre total de personnes.....</b>  | 8.  |
| 16,560        | 13,505        | 9,325         | 9,630    | 16,495     | 8,820         | Nombre de personnes hors famille.....  | 9.  |
| 4,120         | 3,905         | 2,205         | 2,125    | 2,650      | 2,030         | Vivant avec des personnes apparentées (4)...   | 10. |
|               |               |               |          |            |               | Vivant avec des personnes non apparentées<br>seulement.....                                      | 11. |
| 2,545         | 2,215         | 1,630         | 1,890    | 4,055      | 1,830         | Vivant seules.....   | 12. |
| 9,900         | 7,385         | 5,490         | 5,615    | 9,790      | 4,960         | Nombre de personnes dans les familles.....   | 13. |
| 70,095        | 76,505        | 62,090        | 74,865   | 70,690     | 71,325        | <b>Nombre moyen de personnes par famille de<br/>recensement.....</b>                             | 14. |
| 3.0           | 3.0           | 3.0           | 3.1      | 3.0        | 3.3           |  |     |
| 10,920        | 8,585         | 7,995         | 7,155    | 8,815      | 5,875         | <b>Nombre total de personnes de 65 ans et plus...</b>  | 15. |
|               |               |               |          |            |               | Nombre de personnes hors famille de 65 ans<br>et plus.....                                       | 16. |
| 4,525         | 3,485         | 2,925         | 2,710    | 3,815      | 2,025         | Vivant avec des personnes apparentées (4)...   | 17. |
| 1,430         | 1,410         | 710           | 670      | 860        | 450           | Vivant avec des personnes non apparentées<br>seulement.....                                      | 18. |
| 240           | 180           | 255           | 295      | 320        | 170           | Vivant seules.....   | 19. |
| 2,855         | 1,900         | 1,960         | 1,740    | 2,640      | 1,405         | Nombre de personnes de 65 ans et plus dans<br>les familles.....                                  | 20. |
| 6,395         | 5,095         | 5,070         | 4,445    | 5,000      | 3,840         |  |     |
|               |               |               |          |            |               | <b>CARACTÉRISTIQUES DE LA FAMILLE<br/>ÉCONOMIQUE</b>   |     |
|               |               |               |          |            |               | <b>Familles économiques</b>  |     |
|               |               |               |          |            |               | <b>Nombre total de familles économiques dans les<br/>ménages privés.....</b>                     | 21. |
|               |               |               |          |            |               | <b>selon la taille de la famille</b>   |     |
| 10,570        | 11,135        | 8,230         | 9,255    | 10,715     | 7,350         | 2 personnes.....   | 22. |
| 5,560         | 6,540         | 5,560         | 5,855    | 5,820      | 5,305         | 3 personnes.....   | 23. |
| 4,855         | 5,180         | 5,075         | 6,110    | 5,405      | 5,740         | 4 personnes.....   | 24. |
| 3,080         | 3,275         | 2,040         | 3,085    | 2,445      | 3,670         | 5 personnes ou plus.....   | 25. |
|               |               |               |          |            |               | <b>Personnes dans les ménages privés</b>   |     |
| 86,660        | 90,015        | 71,415        | 84,495   | 87,190     | 80,150        | <b>Total.....</b>  | 26. |
| 12,440        | 9,595         | 7,125         | 7,505    | 13,850     | 6,790         | Nombre de personnes seules.....  | 27. |
| 74,220        | 80,415        | 64,295        | 76,990   | 73,340     | 73,355        | Nombre de personnes dans la famille<br>économique.....   | 28. |
| 3.1           | 3.1           | 3.1           | 3.2      | 3.0        | 3.3           | <b>Nombre moyen de personnes par famille<br/>économique.....</b>                                 | 29. |

## Selected Characteristics for Federal Electoral Districts (1987 Representation Order), 1986 Census - 100% data

| No.                               | Characteristics  | Terrebonne | Trois-Rivières | Vaudreuil | Verchères | Verdun -<br>Saint-Paul | Ontario †<br><br>PROVINCE |
|-----------------------------------|--|------------|----------------|-----------|-----------|------------------------|---------------------------|
| <b>POPULATION CHARACTERISTICS</b> |  |            |                |           |           |                        |                           |
| 1.                                | Total population.....                                    | 119,810    | 75,435         | 91,955    | 82,260    | 85,810                 | 9,101,695                 |
| <b>by sex and age</b>             |  |            |                |           |           |                        |                           |
| 2.                                | Male, total.....   | 60,185     | 35,935         | 46,180    | 41,455    | 40,250                 | 4,467,795                 |
| 3.                                | 0 - 4 years.....   | 5,300      | 2,225          | 3,555     | 3,130     | 2,360                  | 323,295                   |
| 4.                                | 5 - 9 years.....   | 5,930      | 2,510          | 3,820     | 3,900     | 2,140                  | 311,395                   |
| 5.                                | 10 - 14 years.....                                       | 5,130      | 2,395          | 3,465     | 3,735     | 2,090                  | 323,545                   |
| 6.                                | 15 years.....  | 990        | 510            | 715       | 735       | 540                    | 72,455                    |
| 7.                                | 16 years.....  | 955        | 515            | 720       | 770       | 520                    | 71,395                    |
| 8.                                | 17 years.....  | 880        | 440            | 740       | 650       | 490                    | 69,305                    |
| 9.                                | 18 years and over.....                                   | 40,995     | 27,355         | 33,170    | 28,530    | 32,105                 | 3,296,410                 |
| 10.                               | 18 - 19 years.....                                       | 1,640      | 1,150          | 1,300     | 1,300     | 1,275                  | 139,575                   |
| 11.                               | 20 - 24 years.....                                       | 4,130      | 3,400          | 3,280     | 2,915     | 3,960                  | 408,600                   |
| 12.                               | 25 - 29 years.....                                       | 5,415      | 3,510          | 3,495     | 3,070     | 4,410                  | 406,530                   |
| 13.                               | 30 - 34 years.....                                       | 6,370      | 3,155          | 4,180     | 3,735     | 3,540                  | 372,295                   |
| 14.                               | 35 - 39 years.....                                       | 6,240      | 2,845          | 4,465     | 4,260     | 2,760                  | 362,085                   |
| 15.                               | 40 - 44 years.....                                       | 5,310      | 2,655          | 3,785     | 4,030     | 2,385                  | 292,375                   |
| 16.                               | 45 - 49 years.....                                       | 3,425      | 2,110          | 2,680     | 2,710     | 2,145                  | 244,590                   |
| 17.                               | 50 - 54 years.....                                       | 2,600      | 1,905          | 2,225     | 1,960     | 2,380                  | 231,340                   |
| 18.                               | 55 - 59 years.....                                       | 2,125      | 1,880          | 1,990     | 1,550     | 2,535                  | 226,130                   |
| 19.                               | 60 - 64 years.....                                       | 1,465      | 1,605          | 1,855     | 1,140     | 2,230                  | 202,045                   |
| 20.                               | 65 - 74 years.....                                       | 1,615      | 2,070          | 2,585     | 1,285     | 2,930                  | 269,910                   |
| 21.                               | 75 - 84 years.....                                       | 565        | 915            | 1,040     | 495       | 1,310                  | 116,605                   |
| 22.                               | 85 years and over.....                                   | 85         | 165            | 285       | 90        | 240                    | 24,335                    |
| 23.                               | Female, total.....                                       | 59,630     | 39,495         | 45,770    | 40,805    | 45,560                 | 4,633,900                 |
| 24.                               | 0 - 4 years.....   | 4,980      | 2,210          | 3,390     | 2,905     | 2,205                  | 308,095                   |
| 25.                               | 5 - 9 years.....   | 5,630      | 2,440          | 3,765     | 3,650     | 2,070                  | 296,770                   |
| 26.                               | 10 - 14 years.....                                       | 4,945      | 2,215          | 3,310     | 3,465     | 2,020                  | 306,325                   |
| 27.                               | 15 years.....  | 950        | 440            | 635       | 635       | 490                    | 69,080                    |
| 28.                               | 16 years.....  | 885        | 505            | 655       | 675       | 510                    | 67,545                    |
| 29.                               | 17 years.....  | 765        | 460            | 630       | 630       | 515                    | 65,510                    |
| 30.                               | 18 years and over.....                                   | 41,485     | 31,220         | 33,390    | 28,840    | 37,740                 | 3,520,575                 |
| 31.                               | 18 - 19 years.....                                       | 1,580      | 1,095          | 1,195     | 1,145     | 1,220                  | 134,300                   |
| 32.                               | 20 - 24 years.....                                       | 4,140      | 3,575          | 3,150     | 2,680     | 4,225                  | 406,015                   |
| 33.                               | 25 - 29 years.....                                       | 6,145      | 3,610          | 3,935     | 3,475     | 4,455                  | 414,600                   |
| 34.                               | 30 - 34 years.....                                       | 6,715      | 3,245          | 4,455     | 4,105     | 3,635                  | 389,595                   |
| 35.                               | 35 - 39 years.....                                       | 6,325      | 3,020          | 4,515     | 4,375     | 2,995                  | 370,195                   |
| 36.                               | 40 - 44 years.....                                       | 4,840      | 2,690          | 3,465     | 3,680     | 2,610                  | 292,255                   |
| 37.                               | 45 - 49 years.....                                       | 2,910      | 2,225          | 2,370     | 2,375     | 2,370                  | 244,055                   |
| 38.                               | 50 - 54 years.....                                       | 2,360      | 2,180          | 2,090     | 1,820     | 2,765                  | 230,100                   |
| 39.                               | 55 - 59 years.....                                       | 1,970      | 2,190          | 2,025     | 1,500     | 2,880                  | 229,725                   |
| 40.                               | 60 - 64 years.....                                       | 1,520      | 2,045          | 1,825     | 1,140     | 2,830                  | 227,885                   |
| 41.                               | 65 - 74 years.....                                       | 1,985      | 3,120          | 2,650     | 1,535     | 4,520                  | 332,700                   |
| 42.                               | 75 - 84 years.....                                       | 825        | 1,785          | 1,310     | 795       | 2,595                  | 186,140                   |
| 43.                               | 85 years and over.....                                   | 170        | 445            | 400       | 200       | 640                    | 63,015                    |
| <b>by marital status</b>          |  |            |                |           |           |                        |                           |
| 44.                               | Single (never married), total.....                       | 50,850     | 32,725         | 37,550    | 35,225    | 35,810                 | 3,789,720                 |
| 45.                               | Single (never married), 15 years of age<br>and over..... | 18,940     | 18,735         | 16,250    | 14,430    | 22,920                 | 1,920,300                 |
| 46.                               | Married.....   | 61,910     | 34,515         | 47,235    | 42,300    | 36,185                 | 4,406,370                 |
| 47.                               | Separated.....   | 1,615      | 1,235          | 1,285     | 975       | 2,510                  | 212,525                   |
| 48.                               | Widowed.....   | 2,960      | 4,200          | 3,660     | 2,235     | 6,865                  | 469,840                   |
| 49.                               | Divorced.....  | 2,475      | 2,755          | 2,220     | 1,525     | 4,435                  | 223,230                   |
| <b>by mother tongue</b>           |  |            |                |           |           |                        |                           |
| 50.                               | Single responses.....                                    | 116,895    | 74,220         | 87,870    | 80,585    | 80,835                 | 8,721,260                 |
| 51.                               | English.....   | 2,365      | 1,095          | 23,610    | 1,555     | 20,105                 | 6,941,930                 |
| 52.                               | French.....  | 113,190    | 72,650         | 60,025    | 78,115    | 56,730                 | 424,720                   |
| 53.                               | Non-official languages.....                              | 1,335      | 480            | 4,235     | 910       | 4,000                  | 1,354,610                 |
| 54.                               | Italian.....   | 665        | 50             | 765       | 290       | 1,035                  | 289,770                   |
| 55.                               | German.....  | 80         | 25             | 940       | 85        | 255                    | 150,150                   |
| 56.                               | Chinese.....   | 15         | 45             | 165       | 20        | 310                    | 114,970                   |
| 57.                               | Ukrainian.....   | 30         | -              | 175       | 15        | 250                    | 60,960                    |
| 58.                               | Portuguese.....  | 65         | 10             | 100       | 75        | 70                     | 108,050                   |
| 59.                               | Other languages.....                                     | 485        | 350            | 2,075     | 430       | 2,080                  | 630,710                   |
| 60.                               | Multiple responses.....                                  | 2,915      | 1,215          | 4,085     | 1,675     | 4,975                  | 380,430                   |

**Certaines caractéristiques des circonscriptions électorales fédérales (Ordonnance de représentation de 1987),  
recensement de 1986 - données intégrales**

| Algoma | Beaches -<br>Woodbine | Brampton | Brampton -<br>Malton | Brant  | Broadview -<br>Greenwood | Caractéristiques  | N°  |
|--------|-----------------------|----------|----------------------|--------|--------------------------|---|-----|
|        |                       |          |                      |        |                          | <b>CARACTÉRISTIQUES DE LA POPULATION</b>                |     |
| 66,870 | 94,920                | 122,130  | 100,390              | 94,540 | 91,515                   | Population totale.....                                  | 1.  |
|        |                       |          |                      |        |                          | <b>selon le sexe et l'âge</b>                           |     |
| 33,820 | 45,750                | 61,055   | 50,795               | 45,930 | 44,310                   | Hommes, total.....                                      | 2.  |
| 2,905  | 3,160                 | 5,775    | 4,020                | 3,560  | 2,795                    | 0 - 4 ans.....  | 3.  |
| 2,975  | 2,545                 | 5,350    | 4,160                | 3,435  | 2,335                    | 5 - 9 ans.....  | 4.  |
| 2,925  | 2,440                 | 4,885    | 4,780                | 3,605  | 2,555                    | 10 - 14 ans.....  | 5.  |
| 685    | 575                   | 1,035    | 1,095                | 750    | 550                      | 15 ans.....   | 6.  |
| 665    | 580                   | 1,000    | 995                  | 745    | 545                      | 16 ans.....   | 7.  |
| 595    | 515                   | 900      | 1,025                | 675    | 615                      | 17 ans.....   | 8.  |
| 23,065 | 35,940                | 42,115   | 34,725               | 33,170 | 34,910                   | 18 ans et plus.....                                     | 9.  |
| 1,005  | 1,195                 | 1,810    | 2,010                | 1,460  | 1,210                    | 18 - 19 ans.....  | 10. |
| 2,545  | 4,250                 | 5,375    | 5,135                | 3,920  | 4,320                    | 20 - 24 ans.....  | 11. |
| 2,980  | 5,210                 | 6,150    | 4,225                | 3,690  | 5,010                    | 25 - 29 ans.....  | 12. |
| 2,895  | 4,960                 | 6,070    | 3,790                | 3,635  | 4,540                    | 30 - 34 ans.....  | 13. |
| 2,580  | 4,240                 | 6,115    | 4,465                | 3,675  | 4,120                    | 35 - 39 ans.....  | 14. |
| 2,085  | 2,865                 | 4,560    | 4,185                | 2,810  | 2,830                    | 40 - 44 ans.....  | 15. |
| 1,775  | 2,230                 | 3,215    | 3,630                | 2,350  | 2,335                    | 45 - 49 ans.....  | 16. |
| 1,685  | 2,245                 | 2,660    | 2,700                | 2,230  | 2,200                    | 50 - 54 ans.....  | 17. |
| 1,545  | 2,275                 | 2,065    | 1,935                | 2,220  | 2,250                    | 55 - 59 ans.....  | 18. |
| 1,245  | 2,080                 | 1,535    | 1,235                | 2,215  | 1,850                    | 60 - 64 ans.....  | 19. |
| 1,810  | 2,775                 | 1,700    | 1,070                | 3,195  | 2,590                    | 65 - 74 ans.....  | 20. |
| 755    | 1,330                 | 710      | 290                  | 1,490  | 1,380                    | 75 - 84 ans.....  | 21. |
| 140    | 280                   | 150      | 40                   | 280    | 275                      | 85 ans et plus.....                                     | 22. |
| 33,050 | 49,175                | 61,070   | 49,595               | 48,610 | 47,205                   | Femmes, total.....                                      | 23. |
| 2,765  | 2,900                 | 5,630    | 3,765                | 3,310  | 2,675                    | 0 - 4 ans.....  | 24. |
| 2,820  | 2,320                 | 5,060    | 4,060                | 3,290  | 2,265                    | 5 - 9 ans.....  | 25. |
| 2,935  | 2,325                 | 4,670    | 4,470                | 3,400  | 2,365                    | 10 - 14 ans.....  | 26. |
| 605    | 510                   | 1,035    | 960                  | 705    | 565                      | 15 ans.....   | 27. |
| 580    | 545                   | 975      | 1,070                | 715    | 505                      | 16 ans.....   | 28. |
| 570    | 490                   | 935      | 965                  | 695    | 540                      | 17 ans.....   | 29. |
| 22,775 | 40,085                | 42,760   | 34,295               | 36,490 | 38,295                   | 18 ans et plus.....                                     | 30. |
| 1,005  | 1,190                 | 1,735    | 1,835                | 1,385  | 1,190                    | 18 - 19 ans.....  | 31. |
| 2,685  | 4,415                 | 5,385    | 4,740                | 3,890  | 4,415                    | 20 - 24 ans.....  | 32. |
| 3,055  | 5,505                 | 6,575    | 4,275                | 3,885  | 5,085                    | 25 - 29 ans.....  | 33. |
| 2,750  | 5,015                 | 6,365    | 4,285                | 3,945  | 4,800                    | 30 - 34 ans.....  | 34. |
| 2,395  | 4,170                 | 5,910    | 4,810                | 3,610  | 3,985                    | 35 - 39 ans.....  | 35. |
| 1,895  | 2,750                 | 4,045    | 4,025                | 2,795  | 2,635                    | 40 - 44 ans.....  | 36. |
| 1,635  | 2,355                 | 2,830    | 3,180                | 2,295  | 2,260                    | 45 - 49 ans.....  | 37. |
| 1,575  | 2,320                 | 2,340    | 2,345                | 2,295  | 2,245                    | 50 - 54 ans.....  | 38. |
| 1,415  | 2,580                 | 1,960    | 1,715                | 2,410  | 2,215                    | 55 - 59 ans.....  | 39. |
| 1,255  | 2,585                 | 1,655    | 1,185                | 2,535  | 2,270                    | 60 - 64 ans.....  | 40. |
| 1,925  | 3,950                 | 2,250    | 1,265                | 4,170  | 3,715                    | 65 - 74 ans.....  | 41. |
| 905    | 2,410                 | 1,310    | 535                  | 2,415  | 2,560                    | 75 - 84 ans.....  | 42. |
| 290    | 840                   | 385      | 100                  | 860    | 925                      | 85 ans et plus.....                                     | 43. |
|        |                       |          |                      |        |                          | <b>selon l'état matrimonial</b>                         |     |
| 29,125 | 40,145                | 52,875   | 46,110               | 37,805 | 41,325                   | Célibataires (jamais marié(e)s), total.....             | 44. |
| 11,800 | 24,465                | 21,505   | 20,855               | 17,210 | 26,335                   | Célibataires (jamais marié(e)s), 15<br>ans et plus..... | 45. |
| 32,535 | 41,410                | 61,030   | 48,655               | 46,150 | 37,985                   | Marié(e)s.....  | 46. |
| 1,165  | 3,485                 | 2,425    | 1,890                | 2,470  | 2,940                    | Séparé(e)s.....   | 47. |
| 2,990  | 6,025                 | 3,665    | 2,115                | 5,785  | 5,905                    | Veufs (ves).....  | 48. |
| 1,060  | 3,855                 | 2,140    | 1,620                | 2,330  | 3,365                    | Divorcé(e)s.....  | 49. |
|        |                       |          |                      |        |                          | <b>selon la langue maternelle</b>                       |     |
| 53,105 | 91,050                | 117,370  | 94,815               | 92,070 | 86,455                   | Réponses uniques.....                                   | 50. |
| 51,475 | 71,565                | 96,000   | 73,805               | 83,070 | 56,125                   | Anglais.....  | 51. |
| 7,700  | 1,345                 | 1,775    | 1,260                | 890    | 1,365                    | Français.....   | 52. |
| 3,930  | 18,145                | 19,600   | 19,750               | 8,115  | 28,955                   | Langues non officielles.....                            | 53. |
| 315    | 3,080                 | 3,065    | 8,195                | 1,455  | 2,995                    | Italien.....  | 54. |
| 615    | 1,240                 | 1,575    | 1,485                | 775    | 900                      | Allemand.....   | 55. |
| 55     | 4,960                 | 905      | 560                  | 170    | 9,985                    | Chinois.....  | 56. |
| 195    | 405                   | 355      | 275                  | 660    | 355                      | Ukrainien.....  | 57. |
| 105    | 585                   | 5,655    | 740                  | 350    | 945                      | Portugais.....  | 58. |
| 2,640  | 7,865                 | 8,035    | 8,500                | 4,710  | 13,785                   | Autres langues.....                                     | 59. |
| 3,770  | 3,870                 | 4,755    | 5,570                | 2,470  | 5,060                    | Réponses multiples.....                                 | 60. |

## Selected Characteristics for Federal Electoral Districts (1987 Representation Order), 1986 Census - 100% data

| No.  | Characteristics  | Terrebonne | Trois-Rivières | Vaudreuil | Verchères | Verdun -<br>Saint-Paul | Ontario † |
|--|--|------------|----------------|-----------|-----------|------------------------|-----------|
|  |  |            |                |           |           |                        | PROVINCE  |
| <b>DWELLING CHARACTERISTICS</b>              |  |            |                |           |           |                        |           |
| 1.   | Total number of occupied private dwellings.....            | 37,880     | 28,605         | 30,780    | 26,270    | 37,185                 | 3,221,725 |
| by tenure                                    |  |            |                |           |           |                        |           |
| 2.   | Owned.....   | 30,595     | 14,585         | 23,945    | 20,970    | 8,130                  | 2,048,080 |
| 3.   | Rented.....  | 7,290      | 14,020         | 6,835     | 5,300     | 29,060                 | 1,166,165 |
| 4.   | On reserve(1).....   | -          | -              | -         | -         | -                      | 7,485     |
| by type of dwelling                          |  |            |                |           |           |                        |           |
| 5.   | Single-detached house.....                                 | 28,220     | 11,525         | 23,620    | 19,675    | 1,470                  | 1,850,570 |
| 6.   | Apartment, 5 or more storeys.....                          | 180        | 780            | 395       | 90        | 3,515                  | 525,780   |
| 7.   | Movable dwelling.....                                      | 155        | 140            | 190       | 80        | 5                      | 11,520    |
| 8.   | All other types(2).....                                    | 9,330      | 16,160         | 6,575     | 6,425     | 32,205                 | 833,855   |
| <b>HOUSEHOLD CHARACTERISTICS</b>             |  |            |                |           |           |                        |           |
| Private Households                           |  |            |                |           |           |                        |           |
| 9.   | Total number of private households.....                    | 37,880     | 28,605         | 30,780    | 26,265    | 37,190                 | 3,221,730 |
| by size of household                         |  |            |                |           |           |                        |           |
| 10.  | 1 person.....  | 3,405      | 7,005          | 4,440     | 2,820     | 12,035                 | 679,645   |
| 11.  | 2 persons.....   | 9,790      | 8,925          | 9,125     | 6,800     | 12,610                 | 864,400   |
| 12.  | 3 persons.....   | 8,970      | 5,475          | 6,200     | 5,790     | 6,385                  | 570,075   |
| 13.  | 4 - 5 persons.....   | 14,595     | 6,620          | 10,075    | 10,115    | 5,545                  | 883,065   |
| 14.  | 6 - 9 persons.....   | 1,110      | 570            | 925       | 735       | 595                    | 121,880   |
| 15.  | 10 or more persons.....                                    | 15         | 5              | 10        | 10        | 10                     | 2,670     |
| by number of families                        |  |            |                |           |           |                        |           |
| 16.  | Non-family household.....                                  | 4,405      | 8,485          | 5,400     | 3,450     | 14,380                 | 821,620   |
| 17.  | 1 census family.....                                       | 33,170     | 19,995         | 25,130    | 22,670    | 22,640                 | 2,355,750 |
| 18.  | 2 or more census families.....                             | 310        | 125            | 245       | 150       | 170                    | 44,360    |
| Persons in Private Households                |  |            |                |           |           |                        |           |
| 19.  | Total.....   | 119,000    | 73,205         | 90,165    | 81,450    | 83,865                 | 8,926,515 |
| 20.  | Average number of persons per household.....               | 3.1        | 2.6            | 2.9       | 3.1       | 2.3                    | 2.8       |
| <b>CENSUS FAMILY CHARACTERISTICS</b>         |  |            |                |           |           |                        |           |
| Census Families                              |  |            |                |           |           |                        |           |
| 21.  | Total number of census families in private households..... | 33,785     | 20,250         | 25,630    | 22,970    | 22,980                 | 2,445,740 |
| by size of family                            |  |            |                |           |           |                        |           |
| 22.  | 2 persons.....   | 10,250     | 8,545          | 9,335     | 6,940     | 11,850                 | 982,375   |
| 23.  | 3 persons.....   | 8,930      | 5,125          | 6,040     | 5,735     | 5,840                  | 553,755   |
| 24.  | 4 persons.....   | 10,850     | 4,675          | 7,295     | 7,495     | 3,845                  | 604,660   |
| 25.  | 5 or more persons.....                                     | 3,750      | 1,900          | 2,965     | 2,800     | 1,445                  | 304,845   |
| by family structure and presence of children |  |            |                |           |           |                        |           |
| 26.  | Number of husband-wife families.....                       | 30,540     | 16,890         | 23,145    | 20,905    | 17,610                 | 2,154,990 |
| 27.  | With no children at home.....                              | 8,505      | 6,485          | 7,955     | 5,810     | 8,530                  | 816,530   |
| 28.  | With children at home.....                                 | 22,035     | 10,405         | 15,190    | 15,100    | 9,085                  | 1,338,460 |
| 29.  | 1 child at home.....                                       | 7,820      | 4,145          | 5,215     | 5,025     | 4,365                  | 464,845   |
| 30.  | 2 children at home.....                                    | 10,545     | 4,430          | 7,075     | 7,325     | 3,400                  | 577,360   |
| 31.  | 3 or more children at home.....                            | 3,670      | 1,830          | 2,900     | 2,745     | 1,315                  | 286,150   |
| 32.  | Number of lone-parent families.....                        | 3,245      | 3,355          | 2,485     | 2,065     | 5,375                  | 290,755   |
| 33.  | Male parent.....   | 690        | 535            | 525       | 455       | 745                    | 51,850    |
| 34.  | 1 child at home.....                                       | 405        | 320            | 290       | 275       | 500                    | 31,030    |
| 35.  | 2 children at home.....                                    | 200        | 160            | 175       | 125       | 185                    | 14,705    |
| 36.  | 3 or more children at home.....                            | 90         | 50             | 60        | 50        | 60                     | 6,115     |
| 37.  | Female parent.....   | 2,550      | 2,820          | 1,960     | 1,610     | 4,630                  | 238,905   |
| 38.  | 1 child at home.....                                       | 1,345      | 1,735          | 1,085     | 855       | 2,825                  | 134,820   |
| 39.  | 2 children at home.....                                    | 905        | 645            | 645       | 580       | 1,290                  | 74,105    |
| 40.  | 3 or more children at home.....                            | 300        | 260            | 225       | 170       | 515                    | 29,980    |



**Certaines caractéristiques des circonscriptions électorales fédérales (Ordonnance de représentation de 1987),  
recensement de 1986 - données intégrales**

| Algoma   | Beaches -<br>Hoodbine | Brampton | Brampton -<br>Malton | Brant  | Broadview -<br>Greenwood | Caractéristiques  | N°  |
|--|-----------------------|----------|----------------------|--------|--------------------------|---|-----|
| <b>CARACTÉRISTIQUES DU LOGEMENT</b>                                  |                       |          |                      |        |                          |   |     |
| 21,955   | 37,615                | 37,840   | 28,200               | 33,925 | 34,050                   | Nombre total de logements privés occupés.....                           | 1.  |
| <b>selon le mode d'occupation</b>                                    |                       |          |                      |        |                          |   |     |
| 15,195   | 21,145                | 26,435   | 22,145               | 22,755 | 18,155                   | Possédé.....  | 2.  |
| 5,775  | 16,475                | 11,410   | 6,055                | 11,170 | 15,900                   | Loué.....   | 3.  |
| 980  | -                     | -        | -                    | -      | -                        | Dans une réserve(1).....  | 4.  |
| <b>selon le type de logement</b>                                     |                       |          |                      |        |                          |   |     |
| 16,730   | 11,535                | 20,160   | 12,300               | 22,510 | 8,730                    | Maison individuelle non attenante.....                                  | 5.  |
| 360  | 7,600                 | 6,980    | 4,260                | 2,960  | 6,680                    | Appartement, 5 étages ou plus.....                                      | 6.  |
| 595  | -                     | -        | 30                   | 5      | -                        | Logement mobile.....  | 7.  |
| 4,265  | 18,480                | 10,700   | 11,615               | 8,450  | 18,640                   | Tous autres types (2).....  | 8.  |
| <b>CARACTÉRISTIQUES DU MÉNAGE</b>                                    |                       |          |                      |        |                          |   |     |
| <b>Ménages privés</b>  |                       |          |                      |        |                          |   |     |
| 21,950   | 37,615                | 37,845   | 28,195               | 33,925 | 34,050                   | Nombre total de ménages privés.....                                     | 9.  |
| <b>selon la taille du ménage</b>                                     |                       |          |                      |        |                          |   |     |
| 3,605  | 10,705                | 4,590    | 2,015                | 7,165  | 9,605                    | 1 personne.....   | 10. |
| 6,040  | 11,910                | 9,455    | 5,425                | 10,575 | 10,205                   | 2 personnes.....  | 11. |
| 3,985  | 6,345                 | 7,505    | 5,860                | 6,005  | 5,400                    | 3 personnes.....  | 12. |
| 7,210  | 7,340                 | 14,065   | 12,565               | 9,145  | 6,820                    | 4 - 5 personnes.....  | 13. |
| 1,090  | 1,275                 | 2,185    | 2,275                | 1,015  | 1,910                    | 6 - 9 personnes.....  | 14. |
| 20   | 40                    | 45       | 50                   | 15     | 100                      | 10 personnes ou plus.....   | 15. |
| <b>selon le nombre de familles</b>                                   |                       |          |                      |        |                          |   |     |
| 4,215  | 14,030                | 5,905    | 2,830                | 8,210  | 13,085                   | Ménage non familial.....  | 16. |
| 17,550   | 22,850                | 30,990   | 24,300               | 25,440 | 19,905                   | 1 famille de recensement.....   | 17. |
| 190  | 735                   | 950      | 1,065                | 275    | 1,060                    | 2 familles de recensement ou plus.....                                  | 18. |
| <b>Personnes dans les ménages privés</b>                             |                       |          |                      |        |                          |   |     |
| 66,005   | 93,910                | 121,060  | 100,105              | 92,335 | 89,540                   | Total.....  | 19. |
| 3.0  | 2.5                   | 3.2      | 3.6                  | 2.7    | 2.6                      | Nombre moyen de personnes par ménage.....                               | 20. |
| <b>CARACTÉRISTIQUES DE LA FAMILLE DE<br/>RECENSEMENT</b>             |                       |          |                      |        |                          |   |     |
| <b>Familles de recensement</b>                                       |                       |          |                      |        |                          |   |     |
| 17,925   | 24,350                | 32,920   | 26,490               | 26,000 | 22,090                   | Nombre total de familles de recensement dans<br>les ménages privés..... | 21. |
| <b>selon la taille de la famille</b>                                 |                       |          |                      |        |                          |   |     |
| 6,290  | 11,710                | 10,450   | 6,780                | 10,780 | 10,250                   | 2 personnes.....  | 22. |
| 3,885  | 5,735                 | 7,775    | 6,350                | 5,800  | 4,965                    | 3 personnes.....  | 23. |
| 4,780  | 4,635                 | 9,945    | 8,690                | 6,265  | 4,295                    | 4 personnes.....  | 24. |
| 2,970  | 2,270                 | 4,750    | 4,665                | 3,150  | 2,580                    | 5 personnes ou plus.....  | 25. |
| <b>selon la structure de la famille et la<br/>présence d'enfants</b> |                       |          |                      |        |                          |   |     |
| 15,990   | 20,125                | 30,000   | 23,830               | 22,635 | 18,225                   | Nombre de familles époux-épouse.....                                    | 26. |
| 5,245  | 9,010                 | 8,850    | 5,460                | 8,880  | 7,860                    | Sans enfants à la maison.....   | 27. |
| 10,745   | 11,105                | 21,150   | 18,370               | 13,755 | 10,365                   | Avec enfants à la maison.....   | 28. |
| 3,315  | 4,615                 | 6,820    | 5,430                | 4,775  | 3,990                    | 1 enfant à la maison.....   | 29. |
| 4,550  | 4,320                 | 9,665    | 8,350                | 5,925  | 3,950                    | 2 enfants à la maison.....  | 30. |
| 2,875  | 2,170                 | 4,670    | 4,590                | 3,055  | 2,430                    | 3 enfants ou plus à la maison.....                                      | 31. |
| <b>Nombre de familles monoparentales.....</b>                        |                       |          |                      |        |                          |   | 32. |
| 1,935  | 4,230                 | 2,915    | 2,660                | 3,360  | 3,865                    | Parent de sexe masculin.....  | 33. |
| 455  | 705                   | 610      | 595                  | 530    | 650                      | 1 enfant à la maison.....   | 34. |
| 265  | 475                   | 340      | 315                  | 325    | 425                      | 2 enfants à la maison.....  | 35. |
| 130  | 175                   | 190      | 190                  | 140    | 135                      | 3 enfants ou plus à la maison.....                                      | 36. |
| 65   | 55                    | 80       | 90                   | 65     | 80                       | Parent de sexe féminin.....   | 37. |
| 1,475  | 3,520                 | 2,305    | 2,060                | 2,830  | 3,215                    | 1 enfant à la maison.....   | 38. |
| 780  | 2,220                 | 1,255    | 1,010                | 1,575  | 1,965                    | 2 enfants à la maison.....  | 39. |
| 445  | 940                   | 775      | 730                  | 880    | 840                      | 3 enfants ou plus à la maison.....                                      | 40. |
| 260  | 360                   | 280      | 325                  | 375    | 415                      |   |     |

## Selected Characteristics for Federal Electoral Districts (1987 Representation Order), 1986 Census - 100% data

| No.  | Characteristics  | Terrebonne | Trois-Rivières | Vaudreuil | Verchères | Verdun -<br>Saint-Paul | Ontario †<br><br>PROVINCE |
|--|--|------------|----------------|-----------|-----------|------------------------|---------------------------|
| <b>CENSUS FAMILY CHARACTERISTICS<br/>(concluded)</b>   |  |            |                |           |           |                        |                           |
| <b>Children in Census Families</b>                     |  |            |                |           |           |                        |                           |
| 1.   | Total number of children at home.....                        | 45,965     | 24,000         | 32,770    | 31,810    | 23,685                 | 3,067,275                 |
| <b>by age</b>  |  |            |                |           |           |                        |                           |
| 2.   | Under 6 years of age.....                                    | 12,435     | 5,280          | 8,410     | 7,410     | 5,215                  | 736,080                   |
| 3.   | 6 - 14 years.....  | 18,975     | 8,405          | 12,615    | 13,150    | 7,215                  | 1,092,625                 |
| 4.   | 15 - 17 years.....   | 5,195      | 2,680          | 3,950     | 3,970     | 2,835                  | 391,455                   |
| 5.   | 18 - 24 years.....   | 7,450      | 5,315          | 6,065     | 5,785     | 5,685                  | 646,915                   |
| 6.   | 25 years and over.....                                       | 1,920      | 2,320          | 1,735     | 1,500     | 2,740                  | 200,195                   |
| 7.   | Average number of children per census family(3) .            | 1.4        | 1.2            | 1.3       | 1.4       | 1.0                    | 1.3                       |
| <b>Persons in Private Households</b>                   |  |            |                |           |           |                        |                           |
| <b>by census family status and living arrangements</b> |  |            |                |           |           |                        |                           |
| 8.   | Total number of persons.....                                 | 119,000    | 73,205         | 90,165    | 81,450    | 83,865                 | 8,926,515                 |
| 9.   | Number of non-family persons.....                            | 8,705      | 12,070         | 8,620     | 5,755     | 19,585                 | 1,258,510                 |
| 10.  | Living with relatives(4).....                                | 2,860      | 2,545          | 2,315     | 1,780     | 3,960                  | 292,310                   |
| 11.  | Living with non-relatives only.....                          | 2,445      | 2,515          | 1,865     | 1,155     | 3,595                  | 286,555                   |
| 12.  | Living alone.....  | 3,410      | 7,005          | 4,440     | 2,815     | 12,035                 | 679,645                   |
| 13.  | Number of family persons.....                                | 110,295    | 61,140         | 81,540    | 75,695    | 64,280                 | 7,668,005                 |
| 14.  | Average number of persons per census family.....             | 3.3        | 3.0            | 3.2       | 3.3       | 2.8                    | 3.1                       |
| 15.  | Total number of persons 65 years and over.....               | 4,880      | 7,280          | 7,085     | 3,925     | 11,285                 | 911,405                   |
| 16.  | Number of non-family persons 65 years and over.....          | 1,860      | 3,150          | 2,650     | 1,430     | 5,515                  | 362,335                   |
| 17.  | Living with relatives(4).....                                | 840        | 860            | 840       | 570       | 1,165                  | 84,955                    |
| 18.  | Living with non-relatives only.....                          | 245        | 260            | 245       | 115       | 425                    | 19,120                    |
| 19.  | Living alone.....  | 780        | 2,025          | 1,565     | 745       | 3,925                  | 258,260                   |
| 20.  | Number of family persons 65 years and over..                 | 3,015      | 4,125          | 4,430     | 2,495     | 5,765                  | 549,070                   |
| <b>ECONOMIC FAMILY CHARACTERISTICS</b>                 |  |            |                |           |           |                        |                           |
| <b>Economic Families</b>                               |  |            |                |           |           |                        |                           |
| 21.  | Total number of economic families in private households..... | 33,965     | 20,795         | 25,850    | 23,155    | 23,960                 | 2,459,745                 |
| <b>by size of family</b>                               |  |            |                |           |           |                        |                           |
| 22.  | 2 persons.....   | 9,730      | 8,485          | 8,960     | 6,710     | 11,960                 | 931,135                   |
| 23.  | 3 persons.....   | 8,905      | 5,350          | 6,095     | 5,740     | 6,135                  | 551,865                   |
| 24.  | 4 persons.....   | 10,935     | 4,800          | 7,385     | 7,555     | 4,090                  | 605,470                   |
| 25.  | 5 or more persons.....                                       | 4,395      | 2,165          | 3,400     | 3,150     | 1,775                  | 371,280                   |
| <b>Persons in Private Households</b>                   |  |            |                |           |           |                        |                           |
| 26.  | Total.....   | 119,000    | 73,205         | 90,165    | 81,450    | 83,865                 | 8,926,515                 |
| 27.  | Number of unattached individuals.....                        | 5,850      | 9,520          | 6,305     | 3,975     | 15,625                 | 866,200                   |
| 28.  | Number of economic family persons.....                       | 113,145    | 63,685         | 83,855    | 77,475    | 68,240                 | 7,960,315                 |
| 29.  | Average number of persons per economic family...             | 3.3        | 3.1            | 3.2       | 3.3       | 2.8                    | 3.2                       |

**Certaines caractéristiques des circonscriptions électorales fédérales (Ordonnance de représentation de 1987),  
recensement de 1986 - données intégrales**

| Algoma   | Beaches -<br>Woodbine | Brampton | Brampton -<br>Malton | Brant  | Broadview -<br>Greenwood | Caractéristiques   | N°  |
|--|-----------------------|----------|----------------------|--------|--------------------------|--|-----|
| <b>CARACTÉRISTIQUES DE LA FAMILLE DE<br/>RECENSEMENT<br/>(fin)</b>                               |                       |          |                      |        |                          |  |     |
| <b>Enfants dans les familles de recensement</b>  |                       |          |                      |        |                          |  |     |
| 25,360   | 26,755                | 46,265   | 41,720               | 32,105 | 26,270                   | <b>Nombre total d'enfants à la maison.....</b>                               | 1.  |
| <b>selon l'âge</b>   |                       |          |                      |        |                          |  |     |
| 6,630  | 6,855                 | 13,355   | 9,130                | 7,990  | 6,130                    | Moins de 6 ans.....  | 2.  |
| 10,125   | 8,345                 | 17,515   | 15,605               | 12,130 | 8,320                    | 6 - 14 ans.....  | 3.  |
| 3,470  | 2,965                 | 5,590    | 5,840                | 4,005  | 3,020                    | 15 - 17 ans.....   | 4.  |
| 4,025  | 5,665                 | 8,050    | 9,305                | 6,245  | 5,770                    | 18 - 24 ans.....   | 5.  |
| 1,105  | 2,930                 | 1,740    | 1,835                | 1,730  | 3,035                    | 25 ans et plus.....  | 6.  |
| 1.4  | 1.1                   | 1.4      | 1.6                  | 1.2    | 1.2                      | <b>Nombre moyen d'enfants par famille de<br/>recensement (3).....</b>        | 7.  |
| <b>Personnes dans les ménages privés</b>   |                       |          |                      |        |                          |  |     |
| <b>selon la situation des particuliers dans<br/>la famille de recensement et modalité de vie</b> |                       |          |                      |        |                          |  |     |
| 66,005   | 93,910                | 121,060  | 100,105              | 92,335 | 89,535                   | <b>Nombre total de personnes.....</b>  | 8.  |
| 6,735  | 22,685                | 11,875   | 8,065                | 11,595 | 22,955                   | Nombre de personnes hors famille.....  | 9.  |
| 1,975  | 4,990                 | 3,785    | 3,610                | 2,585  | 5,310                    | Vivant avec des personnes apparentées (4)....                                | 10. |
| 1,150  | 6,995                 | 3,495    | 2,440                | 1,850  | 8,035                    | Vivant avec des personnes non apparentées<br>seulement.....                  | 11. |
| 3,600  | 10,705                | 4,595    | 2,015                | 7,165  | 9,610                    | Vivant seules.....   | 12. |
| 59,275   | 71,230                | 109,185  | 92,040               | 80,740 | 66,580                   | Nombre de personnes dans les familles.....                                   | 13. |
| 3.3  | 2.9                   | 3.3      | 3.5                  | 3.1    | 3.0                      | <b>Nombre moyen de personnes par famille de<br/>recensement.....</b>         | 14. |
| 5,450  | 11,010                | 5,970    | 3,280                | 11,310 | 10,430                   | <b>Nombre total de personnes de 65 ans et plus...<br/>et plus.....</b>       | 15. |
| 2,115  | 5,215                 | 2,540    | 1,360                | 4,440  | 5,020                    | Nombre de personnes hors famille de 65 ans<br>et plus.....                   | 16. |
| 485  | 1,395                 | 965      | 860                  | 805    | 1,475                    | Vivant avec des personnes apparentées (4) ..                                 | 17. |
| 100  | 450                   | 100      | 45                   | 215    | 470                      | Vivant avec des personnes non apparentées<br>seulement.....                  | 18. |
| 1,530  | 3,365                 | 1,470    | 450                  | 3,415  | 3,070                    | Vivant seules.....   | 19. |
| 3,330  | 5,795                 | 3,435    | 1,920                | 6,875  | 5,410                    | Nombre de personnes de 65 ans et plus dans<br>les familles.....              | 20. |
| <b>CARACTÉRISTIQUES DE LA FAMILLE<br/>ÉCONOMIQUE</b>   |                       |          |                      |        |                          |  |     |
| <b>Familles économiques</b>  |                       |          |                      |        |                          |  |     |
| 18,100   | 24,835                | 32,470   | 25,745               | 26,245 | 22,235                   | <b>Nombre total de familles économiques dans les<br/>ménages privés.....</b> | 21. |
| <b>selon la taille de la famille</b>   |                       |          |                      |        |                          |  |     |
| 6,030  | 11,185                | 9,315    | 5,450                | 10,370 | 9,460                    | 2 personnes.....   | 22. |
| 3,910  | 5,695                 | 7,365    | 5,825                | 5,900  | 4,805                    | 3 personnes.....   | 23. |
| 4,800  | 4,745                 | 9,690    | 8,295                | 6,340  | 4,180                    | 4 personnes.....   | 24. |
| 3,360  | 3,205                 | 6,100    | 6,180                | 3,630  | 3,795                    | 5 personnes ou plus.....   | 25. |
| <b>Personnes dans les ménages privés</b>   |                       |          |                      |        |                          |  |     |
| 66,005   | 93,910                | 121,060  | 100,105              | 92,335 | 89,540                   | <b>Total.....</b>  | 26. |
| 4,755  | 17,695                | 8,090    | 4,455                | 9,010  | 17,640                   | Nombre de personnes seules.....  | 27. |
| 61,250   | 76,215                | 112,970  | 95,645               | 83,325 | 71,895                   | Nombre de personnes dans la famille<br>économique.....                       | 28. |
| 3.4  | 3.1                   | 3.5      | 3.7                  | 3.2    | 3.2                      | <b>Nombre moyen de personnes par famille<br/>économique.....</b>             | 29. |

## Selected Characteristics for Federal Electoral Districts (1987 Representation Order), 1986 Census - 100% data

| No.                               | Characteristics  | Bruce - Grey | Burlington | Cambridge | Carleton -<br>Gloucester | Cochrane -<br>Superior<br>(Supérieur) | Davenport |
|-----------------------------------|--|--------------|------------|-----------|--------------------------|---------------------------------------|-----------|
| <b>POPULATION CHARACTERISTICS</b> |  |              |            |           |                          |                                       |           |
| 1.                                | Total population.....                                    | 90,130       | 91,325     | 106,050   | 104,375                  | 63,160                                | 93,905    |
| <b>by sex and age</b>             |  |              |            |           |                          |                                       |           |
| 2.                                | Male, total.....   | 44,535       | 44,585     | 52,315    | 52,470                   | 32,750                                | 47,160    |
| 3.                                | 0 - 4 years.....   | 3,375        | 2,600      | 4,360     | 4,420                    | 2,925                                 | 3,140     |
| 4.                                | 5 - 9 years.....   | 3,365        | 2,610      | 4,500     | 4,565                    | 2,925                                 | 3,095     |
| 5.                                | 10 - 14 years.....                                       | 3,390        | 3,220      | 4,480     | 4,755                    | 2,740                                 | 3,295     |
| 6.                                | 15 years.....  | 815          | 780        | 945       | 1,075                    | 580                                   | 695       |
| 7.                                | 16 years.....  | 695          | 765        | 875       | 910                      | 585                                   | 780       |
| 8.                                | 17 years.....  | 690          | 750        | 870       | 930                      | 590                                   | 850       |
| 9.                                | 18 years and over.....                                   | 32,205       | 33,860     | 36,285    | 35,805                   | 22,405                                | 35,305    |
| 10.                               | 18 - 19 years.....                                       | 1,310        | 1,610      | 1,700     | 1,775                    | 1,050                                 | 1,695     |
| 11.                               | 20 - 24 years.....                                       | 3,170        | 4,220      | 4,420     | 3,945                    | 2,900                                 | 5,390     |
| 12.                               | 25 - 29 years.....                                       | 3,100        | 3,595      | 4,545     | 3,820                    | 3,300                                 | 5,045     |
| 13.                               | 30 - 34 years.....                                       | 3,305        | 3,130      | 4,630     | 4,585                    | 2,990                                 | 3,850     |
| 14.                               | 35 - 39 years.....                                       | 3,330        | 3,230      | 4,575     | 5,565                    | 2,410                                 | 3,440     |
| 15.                               | 40 - 44 years.....                                       | 2,585        | 3,175      | 3,430     | 4,855                    | 1,915                                 | 2,765     |
| 16.                               | 45 - 49 years.....                                       | 2,230        | 2,875      | 2,835     | 3,510                    | 1,525                                 | 2,615     |
| 17.                               | 50 - 54 years.....                                       | 2,160        | 2,825      | 2,350     | 2,640                    | 1,575                                 | 2,580     |
| 18.                               | 55 - 59 years.....                                       | 2,325        | 2,785      | 2,135     | 1,785                    | 1,525                                 | 2,340     |
| 19.                               | 60 - 64 years.....                                       | 2,265        | 2,340      | 1,875     | 1,260                    | 1,230                                 | 2,030     |
| 20.                               | 65 - 74 years.....                                       | 3,920        | 2,795      | 2,515     | 1,490                    | 1,285                                 | 2,365     |
| 21.                               | 75 - 84 years.....                                       | 2,035        | 1,090      | 1,015     | 455                      | 570                                   | 1,010     |
| 22.                               | 85 years and over.....                                   | 470          | 190        | 250       | 115                      | 125                                   | 190       |
| 23.                               | Female, total.....                                       | 45,585       | 46,745     | 53,735    | 51,905                   | 30,410                                | 46,750    |
| 24.                               | 0 - 4 years.....   | 3,065        | 2,495      | 4,215     | 4,105                    | 2,730                                 | 2,955     |
| 25.                               | 5 - 9 years.....   | 3,120        | 2,560      | 4,205     | 4,250                    | 2,660                                 | 2,915     |
| 26.                               | 10 - 14 years.....                                       | 3,140        | 3,095      | 4,235     | 4,395                    | 2,580                                 | 3,095     |
| 27.                               | 15 years.....  | 710          | 715        | 955       | 975                      | 585                                   | 695       |
| 28.                               | 16 years.....  | 700          | 680        | 830       | 935                      | 600                                   | 705       |
| 29.                               | 17 years.....  | 615          | 770        | 855       | 875                      | 500                                   | 840       |
| 30.                               | 18 years and over.....                                   | 34,240       | 36,425     | 38,435    | 36,375                   | 20,760                                | 35,550    |
| 31.                               | 18 - 19 years.....                                       | 1,245        | 1,480      | 1,575     | 1,605                    | 1,065                                 | 1,700     |
| 32.                               | 20 - 24 years.....                                       | 3,005        | 4,140      | 4,535     | 3,745                    | 2,755                                 | 5,235     |
| 33.                               | 25 - 29 years.....                                       | 3,220        | 3,445      | 4,745     | 4,270                    | 3,110                                 | 4,700     |
| 34.                               | 30 - 34 years.....                                       | 3,405        | 3,240      | 4,890     | 5,210                    | 2,630                                 | 3,800     |
| 35.                               | 35 - 39 years.....                                       | 3,215        | 3,665      | 4,585     | 5,810                    | 2,230                                 | 3,270     |
| 36.                               | 40 - 44 years.....                                       | 2,490        | 3,475      | 3,355     | 4,680                    | 1,675                                 | 2,685     |
| 37.                               | 45 - 49 years.....                                       | 2,190        | 2,960      | 2,515     | 3,210                    | 1,490                                 | 2,470     |
| 38.                               | 50 - 54 years.....                                       | 2,240        | 2,900      | 2,245     | 2,180                    | 1,415                                 | 2,465     |
| 39.                               | 55 - 59 years.....                                       | 2,510        | 2,735      | 2,130     | 1,615                    | 1,275                                 | 2,255     |
| 40.                               | 60 - 64 years.....                                       | 2,605        | 2,535      | 2,170     | 1,375                    | 1,050                                 | 2,150     |
| 41.                               | 65 - 74 years.....                                       | 4,460        | 3,455      | 3,220     | 1,555                    | 1,235                                 | 2,665     |
| 42.                               | 75 - 84 years.....                                       | 2,675        | 1,825      | 1,770     | 800                      | 690                                   | 1,605     |
| 43.                               | 85 years and over.....                                   | 980          | 570        | 700       | 315                      | 140                                   | 545       |
| <b>by marital status</b>          |  |              |            |           |                          |                                       |           |
| 44.                               | Single (never married), total.....                       | 34,900       | 35,210     | 44,620    | 45,425                   | 29,050                                | 43,880    |
| 45.                               | Single (never married), 15 years of age<br>and over..... | 15,450       | 18,630     | 18,620    | 18,935                   | 12,495                                | 25,400    |
| 46.                               | Married.....   | 46,055       | 47,505     | 52,335    | 53,330                   | 29,830                                | 41,480    |
| 47.                               | Separated.....   | 1,660        | 2,255      | 2,395     | 1,720                    | 1,315                                 | 2,110     |
| 48.                               | Widowed.....   | 5,990        | 4,240      | 4,590     | 2,465                    | 2,290                                 | 4,515     |
| 49.                               | Divorced.....  | 1,520        | 2,125      | 2,110     | 1,440                    | 675                                   | 1,920     |
| <b>by mother tongue</b>           |  |              |            |           |                          |                                       |           |
| 50.                               | Single responses.....                                    | 89,135       | 89,125     | 102,460   | 100,125                  | 58,540                                | 85,820    |
| 51.                               | English.....   | 85,200       | 79,210     | 86,690    | 68,860                   | 28,505                                | 32,875    |
| 52.                               | French.....  | 355          | 1,625      | 1,310     | 24,440                   | 25,885                                | 730       |
| 53.                               | Non-official languages.....                              | 3,580        | 8,290      | 14,465    | 6,820                    | 4,150                                 | 52,215    |
| 54.                               | Italian.....   | 70           | 785        | 845       | 595                      | 380                                   | 14,965    |
| 55.                               | German.....  | 1,860        | 1,460      | 2,355     | 1,035                    | 300                                   | 490       |
| 56.                               | Chinese.....   | 105          | 290        | 340       | 790                      | 60                                    | 2,400     |
| 57.                               | Ukrainian.....   | 115          | 720        | 285       | 340                      | 290                                   | 1,090     |
| 58.                               | Portuguese.....  | 15           | 265        | 5,825     | 255                      | 220                                   | 22,340    |
| 59.                               | Other languages.....                                     | 1,415        | 4,770      | 4,810     | 3,805                    | 2,905                                 | 10,925    |
| 60.                               | Multiple responses.....                                  | 990          | 2,200      | 3,590     | 4,255                    | 4,620                                 | 8,090     |

**Certaines caractéristiques des circonscriptions électorales fédérales (Ordonnance de représentation de 1987),  
recensement de 1986 - données intégrales**

| Don Valley East (Est) | Don Valley North (Nord) | Don Valley West (Ouest) | Durham | Eglinton - Lawrence | Elgin  | Caractéristiques                                     | N°  |
|-----------------------|-------------------------|-------------------------|--------|---------------------|--------|--|-----|
|                       |                         |                         |        |                     |        | <b>CARACTÉRISTIQUES DE LA POPULATION</b>             |     |
| 89,905                | 88,205                  | 93,735                  | 93,895 | 97,145              | 81,165 | Population totale.....                               | 1.  |
|                       |                         |                         |        |                     |        | <b>selon le sexe et l'âge</b>                        |     |
| 42,625                | 42,015                  | 41,955                  | 47,140 | 46,045              | 39,960 | Hommes, total.....                                   | 2.  |
| 2,685                 | 2,475                   | 2,225                   | 3,460  | 3,040               | 3,050  | 0 - 4 ans.....                                       | 3.  |
| 2,355                 | 2,655                   | 2,090                   | 3,495  | 2,680               | 3,025  | 5 - 9 ans.....                                       | 4.  |
| 2,400                 | 3,255                   | 2,265                   | 3,795  | 2,645               | 3,225  | 10 - 14 ans.....                                     | 5.  |
| 520                   | 805                     | 535                     | 790    | 605                 | 710    | 15 ans.....  | 6.  |
| 550                   | 795                     | 560                     | 815    | 615                 | 705    | 16 ans.....  | 7.  |
| 590                   | 765                     | 520                     | 790    | 635                 | 675    | 17 ans.....  | 8.  |
| 33,530                | 31,265                  | 33,760                  | 34,000 | 35,825              | 28,570 | 18 ans et plus.....                                  | 9.  |
| 1,260                 | 1,570                   | 1,060                   | 1,505  | 1,335               | 1,360  | 18 - 19 ans.....                                     | 10. |
| 4,415                 | 4,530                   | 3,435                   | 3,980  | 4,360               | 3,355  | 20 - 24 ans.....                                     | 11. |
| 4,965                 | 3,420                   | 3,945                   | 3,725  | 4,610               | 3,120  | 25 - 29 ans.....                                     | 12. |
| 3,600                 | 2,775                   | 3,510                   | 3,875  | 3,655               | 2,935  | 30 - 34 ans.....                                     | 13. |
| 3,310                 | 3,095                   | 3,530                   | 3,860  | 3,250               | 2,955  | 35 - 39 ans.....                                     | 14. |
| 2,480                 | 2,945                   | 3,140                   | 3,500  | 2,370               | 2,535  | 40 - 44 ans.....                                     | 15. |
| 2,220                 | 2,890                   | 2,450                   | 2,775  | 2,340               | 2,135  | 45 - 49 ans.....                                     | 16. |
| 2,330                 | 2,810                   | 2,370                   | 2,495  | 2,355               | 1,940  | 50 - 54 ans.....                                     | 17. |
| 2,500                 | 2,415                   | 2,455                   | 2,290  | 2,540               | 1,885  | 55 - 59 ans.....                                     | 18. |
| 2,325                 | 1,780                   | 2,250                   | 2,020  | 2,570               | 1,920  | 60 - 64 ans.....                                     | 19. |
| 2,860                 | 2,115                   | 3,325                   | 2,660  | 3,805               | 2,775  | 65 - 74 ans.....                                     | 20. |
| 1,110                 | 760                     | 1,810                   | 1,085  | 2,175               | 1,345  | 75 - 84 ans.....                                     | 21. |
| 150                   | 155                     | 485                     | 225    | 455                 | 310    | 85 ans et plus.....                                  | 22. |
| 47,280                | 46,190                  | 51,775                  | 46,755 | 51,105              | 41,210 | Femmes, total.....                                   | 23. |
| 2,455                 | 2,355                   | 2,120                   | 3,305  | 3,005               | 2,810  | 0 - 4 ans.....                                       | 24. |
| 2,285                 | 2,540                   | 2,050                   | 3,375  | 2,535               | 2,900  | 5 - 9 ans.....                                       | 25. |
| 2,245                 | 2,885                   | 2,230                   | 3,515  | 2,520               | 3,180  | 10 - 14 ans.....                                     | 26. |
| 500                   | 735                     | 540                     | 825    | 575                 | 705    | 15 ans.....  | 27. |
| 530                   | 790                     | 500                     | 745    | 645                 | 720    | 16 ans.....  | 28. |
| 465                   | 745                     | 510                     | 710    | 630                 | 630    | 17 ans.....  | 29. |
| 38,795                | 36,135                  | 43,825                  | 34,285 | 41,200              | 30,255 | 18 ans et plus.....                                  | 30. |
| 1,220                 | 1,615                   | 1,165                   | 1,380  | 1,360               | 1,275  | 18 - 19 ans.....                                     | 31. |
| 4,990                 | 4,370                   | 4,030                   | 3,670  | 4,610               | 3,155  | 20 - 24 ans.....                                     | 32. |
| 5,055                 | 3,490                   | 4,935                   | 3,735  | 4,790               | 3,045  | 25 - 29 ans.....                                     | 33. |
| 3,970                 | 3,395                   | 4,595                   | 4,005  | 3,860               | 3,040  | 30 - 34 ans.....                                     | 34. |
| 3,590                 | 4,045                   | 4,280                   | 4,010  | 3,415               | 2,930  | 35 - 39 ans.....                                     | 35. |
| 3,015                 | 3,605                   | 3,750                   | 3,265  | 2,735               | 2,490  | 40 - 44 ans.....                                     | 36. |
| 2,610                 | 3,300                   | 2,955                   | 2,630  | 2,530               | 2,080  | 45 - 49 ans.....                                     | 37. |
| 2,680                 | 2,885                   | 2,700                   | 2,410  | 2,595               | 1,885  | 50 - 54 ans.....                                     | 38. |
| 2,905                 | 2,380                   | 2,855                   | 2,210  | 2,890               | 2,005  | 55 - 59 ans.....                                     | 39. |
| 2,790                 | 2,090                   | 2,895                   | 2,085  | 3,155               | 2,165  | 60 - 64 ans.....                                     | 40. |
| 3,865                 | 2,825                   | 5,050                   | 2,955  | 4,880               | 3,405  | 65 - 74 ans.....                                     | 41. |
| 1,735                 | 1,520                   | 3,455                   | 1,485  | 3,285               | 1,985  | 75 - 84 ans.....                                     | 42. |
| 375                   | 615                     | 1,155                   | 435    | 1,095               | 795    | 85 ans et plus.....                                  | 43. |
|                       |                         |                         |        |                     |        | <b>selon l'état matrimonial</b>                      |     |
| 36,345                | 38,390                  | 39,125                  | 38,110 | 39,700              | 32,615 | Célibataires (jamais marié(e)s), total.....          | 44. |
| 21,925                | 22,230                  | 26,145                  | 17,165 | 23,275              | 14,420 | Célibataires (jamais marié(e)s), 15 ans et plus..... | 45. |
| 42,385                | 41,005                  | 42,360                  | 48,625 | 45,575              | 40,575 | Marié(e)s.....                                       | 46. |
| 2,920                 | 2,140                   | 2,375                   | 1,865  | 2,295               | 1,560  | Séparé(e)s.....                                      | 47. |
| 4,875                 | 4,220                   | 6,345                   | 3,610  | 6,970               | 4,795  | Veufs(ves).....                                      | 48. |
| 3,385                 | 2,445                   | 3,530                   | 1,685  | 2,605               | 1,625  | Divorcé(e)s.....                                     | 49. |
|                       |                         |                         |        |                     |        | <b>selon la langue maternelle</b>                    |     |
| 84,965                | 83,050                  | 90,610                  | 92,145 | 90,125              | 79,365 | Réponses uniques.....                                | 50. |
| 62,215                | 57,155                  | 75,305                  | 84,410 | 51,980              | 69,030 | Anglais.....   | 51. |
| 1,470                 | 1,165                   | 1,345                   | 980    | 920                 | 695    | Français.....  | 52. |
| 21,280                | 24,725                  | 13,960                  | 6,755  | 37,220              | 9,645  | Langues non officielles.....                         | 53. |
| 1,320                 | 2,510                   | 610                     | 830    | 17,215              | 220    | Italien.....   | 54. |
| 1,460                 | 1,210                   | 1,500                   | 1,385  | 1,130               | 4,440  | Allemand.....  | 55. |
| 3,545                 | 6,320                   | 2,160                   | 155    | 1,725               | 20     | Chinois.....   | 56. |
| 290                   | 205                     | 400                     | 610    | 540                 | 160    | Ukrainien.....                                       | 57. |
| 365                   | 510                     | 230                     | 120    | 3,910               | 375    | Portugais.....                                       | 58. |
| 14,300                | 13,965                  | 9,055                   | 3,650  | 12,710              | 4,430  | Autres langues.....                                  | 59. |
| 4,935                 | 5,160                   | 3,125                   | 1,750  | 7,020               | 1,800  | Réponses multiples.....                              | 60. |

## Selected Characteristics for Federal Electoral Districts (1987 Representation Order), 1986 Census - 100% data

| No.  | Characteristics  | Bruce - Grey | Burlington | Cambridge | Carleton -<br>Gloucester | Cochrane -<br>Superior<br>(Supérieur) | Davenport |
|--|--|--------------|------------|-----------|--------------------------|---------------------------------------|-----------|
| <b>DWELLING CHARACTERISTICS</b>              |  |              |            |           |                          |                                       |           |
| 1.   | Total number of occupied private dwellings.....            | 32,730       | 32,935     | 35,150    | 31,695                   | 20,570                                | 29,330    |
| by tenure                                    |  |              |            |           |                          |                                       |           |
| 2.   | Owned.....   | 24,510       | 21,485     | 23,725    | 25,390                   | 13,270                                | 17,225    |
| 3.   | Rented.....  | 8,105        | 11,445     | 11,420    | 6,305                    | 6,595                                 | 12,100    |
| 4.   | On reserve(1).....   | 120          | -          | -         | -                        | 705                                   | -         |
| by type of dwelling                          |  |              |            |           |                          |                                       |           |
| 5.   | Single-detached house.....                                 | 25,660       | 18,650     | 20,850    | 21,160                   | 14,410                                | 6,195     |
| 6.   | Apartment, 5 or more storeys.....                          | 605          | 7,045      | 1,355     | 1,070                    | 110                                   | 3,035     |
| 7.   | Movable dwelling.....                                      | 250          | -          | 40        | 190                      | 380                                   | -         |
| 8.   | All other types(2).....                                    | 6,215        | 7,235      | 12,905    | 9,285                    | 5,675                                 | 20,095    |
| <b>HOUSEHOLD CHARACTERISTICS</b>             |  |              |            |           |                          |                                       |           |
| Private Households                           |  |              |            |           |                          |                                       |           |
| 9.   | Total number of private households.....                    | 32,735       | 32,935     | 35,145    | 31,700                   | 20,570                                | 29,325    |
| by size of household                         |  |              |            |           |                          |                                       |           |
| 10.  | 1 person.....  | 7,090        | 6,145      | 5,595     | 2,670                    | 3,895                                 | 5,750     |
| 11.  | 2 persons.....   | 10,965       | 10,515     | 9,695     | 7,965                    | 4,990                                 | 6,590     |
| 12.  | 3 persons.....   | 5,050        | 6,240      | 6,730     | 6,780                    | 3,685                                 | 5,175     |
| 13.  | 4 - 5 persons.....   | 8,470        | 9,175      | 11,650    | 13,030                   | 6,890                                 | 8,870     |
| 14.  | 6 - 9 persons.....   | 1,140        | 850        | 1,455     | 1,240                    | 1,060                                 | 2,805     |
| 15.  | 10 or more persons.....                                    | 20           | 5          | 20        | 15                       | 50                                    | 135       |
| by number of families                        |  |              |            |           |                          |                                       |           |
| 16.  | Non-family household.....                                  | 8,030        | 7,115      | 6,630     | 3,545                    | 4,455                                 | 8,005     |
| 17.  | 1 census family.....                                       | 24,535       | 25,540     | 28,070    | 27,840                   | 15,955                                | 19,730    |
| 18.  | 2 or more census families.....                             | 160          | 280        | 450       | 305                      | 160                                   | 1,595     |
| Persons in Private Households                |  |              |            |           |                          |                                       |           |
| 19.  | Total.....   | 88,070       | 90,505     | 104,660   | 102,455                  | 62,025                                | 93,205    |
| 20.  | Average number of persons per household.....               | 2.7          | 2.7        | 3.0       | 3.2                      | 3.0                                   | 3.2       |
| <b>CENSUS FAMILY CHARACTERISTICS</b>         |  |              |            |           |                          |                                       |           |
| Census Families                              |  |              |            |           |                          |                                       |           |
| 21.  | Total number of census families in private households..... | 24,865       | 26,100     | 28,980    | 28,455                   | 16,280                                | 23,000    |
| by size of family                            |  |              |            |           |                          |                                       |           |
| 22.  | 2 persons.....   | 10,925       | 10,750     | 10,120    | 8,310                    | 5,085                                 | 7,950     |
| 23.  | 3 persons.....   | 4,880        | 5,995      | 6,700     | 6,695                    | 3,720                                 | 5,535     |
| 24.  | 4 persons.....   | 5,775        | 6,555      | 8,265     | 9,520                    | 4,665                                 | 5,615     |
| 25.  | 5 or more persons.....                                     | 3,280        | 2,800      | 3,890     | 3,930                    | 2,815                                 | 3,900     |
| by family structure and presence of children |  |              |            |           |                          |                                       |           |
| 26.  | Number of husband-wife families.....                       | 22,580       | 23,475     | 25,755    | 26,135                   | 14,615                                | 19,770    |
| 27.  | With no children at home.....                              | 9,635        | 9,310      | 8,370     | 7,110                    | 4,205                                 | 6,105     |
| 28.  | With children at home.....                                 | 12,940       | 14,160     | 17,380    | 19,020                   | 10,410                                | 13,670    |
| 29.  | 1 child at home.....                                       | 4,215        | 5,075      | 5,665     | 5,860                    | 3,225                                 | 4,680     |
| 30.  | 2 children at home.....                                    | 5,520        | 6,330      | 7,935     | 9,280                    | 4,465                                 | 5,275     |
| 31.  | 3 or more children at home.....                            | 3,205        | 2,755      | 3,785     | 3,880                    | 2,720                                 | 3,715     |
| 32.  | Number of lone-parent families.....                        | 2,290        | 2,625      | 3,225     | 2,325                    | 1,665                                 | 3,225     |
| 33.  | Male parent.....   | 440          | 450        | 575       | 525                      | 405                                   | 600       |
| 34.  | 1 child at home.....                                       | 265          | 270        | 335       | 290                      | 205                                   | 350       |
| 35.  | 2 children at home.....                                    | 125          | 135        | 170       | 180                      | 120                                   | 160       |
| 36.  | 3 or more children at home.....                            | 50           | 40         | 65        | 60                       | 75                                    | 95        |
| 37.  | Female parent.....   | 1,850        | 2,180      | 2,650     | 1,800                    | 1,255                                 | 2,625     |
| 38.  | 1 child at home.....                                       | 1,020        | 1,165      | 1,415     | 910                      | 670                                   | 1,495     |
| 39.  | 2 children at home.....                                    | 540          | 780        | 860       | 660                      | 370                                   | 695       |
| 40.  | 3 or more children at home.....                            | 285          | 225        | 375       | 230                      | 220                                   | 430       |

Certaines caractéristiques des circonscriptions électorales fédérales (Ordonnance de représentation de 1987),  
recensement de 1986 - données intégrales

| Don Valley<br>East (Est)   | Don Valley<br>North (Nord) | Don Valley<br>West (Ouest) | Durham | Eglinton -<br>Lawrence | Elgin  | Caractéristiques   | N°  |
|--|----------------------------|----------------------------|--------|------------------------|--------|--|-----|
| <b>CARACTÉRISTIQUES DU LOGEMENT</b>                              |                            |                            |        |                        |        |  |     |
| 35,690   | 29,365                     | 41,030                     | 31,225 | 36,285                 | 28,045 | Nombre total de logements privés occupés.....                        | 1.  |
| <b>selon le mode d'occupation</b>                                |                            |                            |        |                        |        |  |     |
| 13,195   | 17,535                     | 18,885                     | 23,310 | 20,445                 | 20,110 | Possédé.....   | 2.  |
| 22,495   | 11,830                     | 22,140                     | 7,905  | 15,835                 | 7,940  | Loué.....  | 3.  |
| -  | -                          | -                          | 10     | -                      | -      | Dans une réserve (1).....  | 4.  |
| <b>selon le type de logement</b>                                 |                            |                            |        |                        |        |  |     |
| 7,845  | 7,230                      | 15,495                     | 22,635 | 17,900                 | 22,410 | Maison individuelle non attenante.....                               | 5.  |
| 17,320   | 12,205                     | 15,620                     | 2,420  | 8,040                  | 695    | Appartement, 5 étages ou plus.....                                   | 6.  |
| 5  | -                          | -                          | 80     | -                      | 135    | Logement mobile.....   | 7.  |
| 10,525   | 9,930                      | 9,920                      | 6,090  | 10,340                 | 4,800  | Tous autres types (2).....   | 8.  |
| <b>CARACTÉRISTIQUES DU MÉNAGE</b>                                |                            |                            |        |                        |        |  |     |
| <b>Ménages privés</b>  |                            |                            |        |                        |        |  |     |
| 35,690   | 29,365                     | 41,030                     | 31,230 | 36,280                 | 28,045 | Nombre total de ménages privés.....                                  | 9.  |
| <b>selon la taille du ménage</b>                                 |                            |                            |        |                        |        |  |     |
| 9,160  | 5,180                      | 15,425                     | 4,525  | 9,385                  | 5,460  | 1 personne.....  | 10. |
| 11,845   | 7,845                      | 12,550                     | 9,310  | 11,315                 | 8,685  | 2 personnes.....   | 11. |
| 6,495  | 5,580                      | 5,090                      | 5,860  | 6,005                  | 4,955  | 3 personnes.....   | 12. |
| 7,210  | 9,270                      | 7,090                      | 10,400 | 7,860                  | 7,745  | 4 - 5 personnes.....   | 13. |
| 975  | 1,465                      | 880                        | 1,115  | 1,655                  | 1,105  | 6 - 9 personnes.....   | 14. |
| 10   | 25                         | 5                          | 20     | 60                     | 95     | 10 personnes ou plus.....  | 15. |
| <b>selon le nombre de familles</b>                               |                            |                            |        |                        |        |  |     |
| 11,350   | 6,565                      | 17,855                     | 5,420  | 11,480                 | 6,210  | Ménage non familial.....   | 16. |
| 23,760   | 22,010                     | 22,880                     | 25,395 | 23,975                 | 21,640 | 1 famille de recensement.....  | 17. |
| 585  | 790                        | 290                        | 410    | 830                    | 200    | 2 familles de recensement ou plus.....                               | 18. |
| <b>Personnes dans les ménages privés</b>                         |                            |                            |        |                        |        |  |     |
| 89,610   | 87,180                     | 91,900                     | 92,695 | 95,575                 | 79,245 | Total.....   | 19. |
| 2.5  | 3.0                        | 2.2                        | 3.0    | 2.6                    | 2.8    | Nombre moyen de personnes par ménage.....                            | 20. |
| <b>CARACTÉRISTIQUES DE LA FAMILLE DE RECENSEMENT</b>             |                            |                            |        |                        |        |  |     |
| <b>Familles de recensement</b>                                   |                            |                            |        |                        |        |  |     |
| 24,945   | 23,615                     | 23,470                     | 26,230 | 25,655                 | 22,045 | Nombre total de familles de recensement dans les ménages privés..... | 21. |
| <b>selon la taille de la famille</b>                             |                            |                            |        |                        |        |  |     |
| 11,915   | 8,500                      | 11,575                     | 9,815  | 11,740                 | 8,845  | 2 personnes.....   | 22. |
| 6,065  | 5,685                      | 4,705                      | 5,770  | 5,780                  | 4,810  | 3 personnes.....   | 23. |
| 4,880  | 6,410                      | 4,765                      | 7,150  | 5,085                  | 5,270  | 4 personnes.....   | 24. |
| 2,080  | 3,020                      | 2,425                      | 3,495  | 3,050                  | 3,115  | 5 personnes ou plus.....   | 25. |
| <b>selon la structure de la famille et la présence d'enfants</b> |                            |                            |        |                        |        |  |     |
| 20,720   | 20,060                     | 20,650                     | 23,945 | 22,075                 | 19,940 | Nombre de familles époux-épouse.....                                 | 26. |
| 9,370  | 6,660                      | 9,720                      | 8,595  | 9,680                  | 7,685  | Sans enfants à la maison.....  | 27. |
| 11,355   | 13,400                     | 10,925                     | 15,350 | 12,405                 | 12,255 | Avec enfants à la maison.....  | 28. |
| 4,800  | 4,460                      | 3,975                      | 4,970  | 4,805                  | 4,125  | 1 enfant à la maison.....  | 29. |
| 4,585  | 6,040                      | 4,570                      | 6,935  | 4,720                  | 5,085  | 2 enfants à la maison.....   | 30. |
| 1,970  | 2,900                      | 2,385                      | 3,445  | 2,880                  | 3,050  | 3 enfants ou plus à la maison.....                                   | 31. |
| 4,225  | 3,555                      | 2,825                      | 2,285  | 3,575                  | 2,105  | Nombre de familles monoparentales.....                               | 32. |
| 625  | 480                        | 480                        | 515    | 560                    | 420    | Parent de sexe masculin.....   | 33. |
| 410  | 270                        | 315                        | 275    | 360                    | 250    | 1 enfant à la maison.....  | 34. |
| 170  | 165                        | 110                        | 185    | 125                    | 120    | 2 enfants à la maison.....   | 35. |
| 45   | 45                         | 50                         | 60     | 75                     | 50     | 3 enfants ou plus à la maison.....                                   | 36. |
| 3,600  | 3,075                      | 2,345                      | 1,775  | 3,015                  | 1,685  | Parent de sexe féminin.....  | 37. |
| 2,135  | 1,575                      | 1,540                      | 950    | 1,700                  | 910    | 1 enfant à la maison.....  | 38. |
| 1,100  | 1,060                      | 615                        | 620    | 845                    | 565    | 2 enfants à la maison.....   | 39. |
| 370  | 445                        | 195                        | 200    | 465                    | 215    | 3 enfants ou plus à la maison.....                                   | 40. |

## Selected Characteristics for Federal Electoral Districts (1987 Representation Order), 1986 Census - 100% data

| No.  | Characteristics  | Bruce - Grey | Burlington | Cambridge | Carleton -<br>Gloucester | Cochrane -<br>Superior<br>(Supérieur) | Davenport |
|--|--|--------------|------------|-----------|--------------------------|---------------------------------------|-----------|
| <b>CENSUS FAMILY CHARACTERISTICS<br/>(concluded)</b> |  |              |            |           |                          |                                       |           |
| <b>Children in Census Families</b>                   |  |              |            |           |                          |                                       |           |
| 1.   | Total number of children at home.....                        | 29,810       | 30,875     | 39,380    | 40,880                   | 24,335                                | 33,450    |
| by age   |  |              |            |           |                          |                                       |           |
| 2.   | Under 6 years of age.....                                    | 7,605        | 6,025      | 10,110    | 10,095                   | 6,575                                 | 6,960     |
| 3.   | 6 - 14 years.....  | 11,480       | 10,350     | 15,470    | 15,895                   | 9,385                                 | 10,910    |
| 4.   | 15 - 17 years.....   | 3,970        | 4,315      | 5,110     | 5,455                    | 3,170                                 | 4,230     |
| 5.   | 18 - 24 years.....   | 5,195        | 8,275      | 7,095     | 7,955                    | 4,140                                 | 8,130     |
| 6.   | 25 years and over.....                                       | 1,570        | 1,910      | 1,600     | 1,480                    | 1,065                                 | 3,210     |
| 7.   | Average number of children per census family(3).....         | 1.2          | 1.2        | 1.4       | 1.4                      | 1.5                                   | 1.5       |
| <b>Persons in Private Households</b>                 |  |              |            |           |                          |                                       |           |
| by census family status and living arrangements      |  |              |            |           |                          |                                       |           |
| 8.   | Total number of persons.....                                 | 88,070       | 90,505     | 104,655   | 102,455                  | 62,025                                | 93,205    |
| 9.   | Number of non-family persons.....                            | 10,815       | 10,060     | 10,545    | 6,985                    | 6,790                                 | 16,985    |
| 10.  | Living with relatives(4).....                                | 2,060        | 2,035      | 2,975     | 2,185                    | 1,650                                 | 5,260     |
| 11.  | Living with non-relatives only.....                          | 1,670        | 1,870      | 1,975     | 2,125                    | 1,250                                 | 5,970     |
| 12.  | Living alone.....  | 7,090        | 6,145      | 5,595     | 2,670                    | 3,895                                 | 5,750     |
| 13.  | Number of family persons.....                                | 77,255       | 80,450     | 94,115    | 95,475                   | 55,235                                | 76,220    |
| 14.  | Average number of persons per census family.....             | 3.1          | 3.1        | 3.2       | 3.4                      | 3.4                                   | 3.3       |
| 15.  | Total number of persons 65 years and over.....               | 13,150       | 9,445      | 8,635     | 3,995                    | 3,660                                 | 8,215     |
| 16.  | Number of non-family persons 65 years and over.....          | 4,790        | 3,265      | 3,395     | 1,320                    | 1,515                                 | 3,745     |
| 17.  | Living with relatives(4).....                                | 750          | 680        | 880       | 585                      | 270                                   | 1,455     |
| 18.  | Living with non-relatives only.....                          | 195          | 100        | 130       | 80                       | 90                                    | 400       |
| 19.  | Living alone.....  | 3,845        | 2,480      | 2,385     | 655                      | 1,160                                 | 1,880     |
| 20.  | Number of family persons 65 years and over.....              | 8,360        | 6,180      | 5,240     | 2,675                    | 2,145                                 | 4,465     |
| <b>ECONOMIC FAMILY CHARACTERISTICS</b>               |  |              |            |           |                          |                                       |           |
| <b>Economic Families</b>                             |  |              |            |           |                          |                                       |           |
| 21.  | Total number of economic families in private households..... | 25,185       | 26,220     | 29,045    | 28,485                   | 16,370                                | 22,350    |
| by size of family                                    |  |              |            |           |                          |                                       |           |
| 22.  | 2 persons.....   | 10,750       | 10,295     | 9,545     | 7,815                    | 4,890                                 | 6,480     |
| 23.  | 3 persons.....   | 5,010        | 6,085      | 6,645     | 6,655                    | 3,645                                 | 4,895     |
| 24.  | 4 persons.....   | 5,860        | 6,595      | 8,165     | 9,490                    | 4,700                                 | 5,320     |
| 25.  | 5 or more persons.....                                       | 3,570        | 3,240      | 4,690     | 4,520                    | 3,135                                 | 5,655     |
| <b>Persons in Private Households</b>                 |  |              |            |           |                          |                                       |           |
| 26.  | Total.....   | 88,070       | 90,505     | 104,660   | 102,455                  | 62,025                                | 93,205    |
| 27.  | Number of unattached individuals.....                        | 8,760        | 8,015      | 7,570     | 4,800                    | 5,140                                 | 11,720    |
| 28.  | Number of economic family persons.....                       | 79,315       | 82,490     | 97,090    | 97,660                   | 56,885                                | 81,485    |
| 29.  | Average number of persons per economic family.....           | 3.1          | 3.1        | 3.3       | 3.4                      | 3.5                                   | 3.6       |



**Certaines caractéristiques des circonscriptions électorales fédérales (Ordonnance de représentation de 1987),  
recensement de 1986 - données intégrales**

| Don Valley<br>East (Est)   | Don Valley<br>North (Nord) | Don Valley<br>West (Ouest) | Durham | Eglinton -<br>Lawrence | Elgin  | Caractéristiques   | N°  |
|--|----------------------------|----------------------------|--------|------------------------|--------|--|-----|
| <b>CARACTÉRISTIQUES DE LA FAMILLE DE<br/>RECENSEMENT<br/>(fin)</b>                               |                            |                            |        |                        |        |  |     |
| <b>Enfants dans les familles de recensement</b>  |                            |                            |        |                        |        |  |     |
| 26,910   | 31,970                     | 24,965                     | 33,735 | 30,120                 | 28,520 | <b>Nombre total d'enfants à la maison.....</b>                               | 1.  |
| <b>selon l'âge</b>   |                            |                            |        |                        |        |  |     |
| 6,035  | 5,695                      | 5,155                      | 7,925  | 6,945                  | 6,880  | Moins de 6 ans.....  | 2.  |
| 8,085  | 10,150                     | 7,680                      | 12,640 | 9,070                  | 10,945 | 6 - 14 ans.....  | 3.  |
| 2,970  | 4,455                      | 3,060                      | 4,475  | 3,470                  | 3,915  | 15 - 17 ans.....   | 4.  |
| 6,815  | 8,870                      | 6,415                      | 7,030  | 7,240                  | 5,385  | 18 - 24 ans.....   | 5.  |
| 3,015  | 2,800                      | 2,655                      | 1,660  | 3,405                  | 1,390  | 25 ans et plus.....  | 6.  |
| 1.1  | 1.4                        | 1.1                        | 1.3    | 1.2                    | 1.3    | <b>Nombre moyen d'enfants par famille de<br/>recensement (3).....</b>        | 7.  |
| <b>Personnes dans les ménages privés</b>   |                            |                            |        |                        |        |  |     |
| <b>selon la situation des particuliers dans<br/>la famille de recensement et modalité de vie</b> |                            |                            |        |                        |        |  |     |
| 89,605   | 87,175                     | 91,900                     | 92,695 | 95,575                 | 79,245 | <b>Nombre total de personnes.....</b>  | 8.  |
| 17,030   | 11,535                     | 22,825                     | 8,785  | 17,725                 | 8,740  | Nombre de personnes hors famille.....  | 9.  |
| 4,150  | 3,550                      | 3,205                      | 2,320  | 4,445                  | 1,905  | Vivant avec des personnes apparentées (4)....                                | 10. |
| 3,715  | 2,805                      | 4,200                      | 1,945  | 3,895                  | 1,380  | Vivant avec des personnes non apparentées<br>seulement.....                  | 11. |
| 9,160  | 5,180                      | 15,425                     | 4,530  | 9,385                  | 5,460  | Vivant seules.....   | 12. |
| 72,575   | 75,640                     | 69,080                     | 83,910 | 77,850                 | 70,500 | Nombre de personnes dans les familles.....                                   | 13. |
| 2.9  | 3.2                        | 2.9                        | 3.2    | 3.0                    | 3.2    | <b>Nombre moyen de personnes par famille de<br/>recensement.....</b>         | 14. |
| 10,035   | 7,295                      | 13,920                     | 8,225  | 14,495                 | 9,520  | <b>Nombre total de personnes de 65 ans et plus...<br/>et plus.....</b>       | 15. |
| 4,020  | 2,930                      | 6,160                      | 2,760  | 5,720                  | 3,695  | Nombre de personnes hors famille de 65 ans<br>et plus.....                   | 16. |
| 1,070  | 1,085                      | 1,125                      | 680    | 1,325                  | 555    | Vivant avec des personnes apparentées (4)..<br>seulement.....                | 17. |
| 205  | 90                         | 345                        | 140    | 290                    | 180    | Vivant avec des personnes non apparentées<br>seulement.....                  | 18. |
| 2,750  | 1,750                      | 4,695                      | 1,940  | 4,105                  | 2,960  | Vivant seules.....   | 19. |
| 6,010  | 4,365                      | 7,760                      | 5,465  | 8,775                  | 5,830  | Nombre de personnes de 65 ans et plus dans<br>les familles.....              | 20. |
| <b>CARACTÉRISTIQUES DE LA FAMILLE<br/>ÉCONOMIQUE</b>   |                            |                            |        |                        |        |  |     |
| <b>Familles économiques</b>  |                            |                            |        |                        |        |  |     |
| 25,275   | 23,400                     | 24,115                     | 26,220 | 25,745                 | 22,240 | <b>Nombre total de familles économiques dans les<br/>ménages privés.....</b> | 21. |
| <b>selon la taille de la famille</b>   |                            |                            |        |                        |        |  |     |
| 11,240   | 7,570                      | 11,580                     | 9,205  | 10,880                 | 8,555  | 2 personnes.....   | 22. |
| 6,150  | 5,405                      | 4,840                      | 5,745  | 5,665                  | 4,915  | 3 personnes.....   | 23. |
| 4,965  | 6,265                      | 4,820                      | 7,210  | 5,115                  | 5,365  | 4 personnes.....   | 24. |
| 2,925  | 4,160                      | 2,875                      | 4,065  | 4,095                  | 3,405  | 5 personnes ou plus.....   | 25. |
| <b>Personnes dans les ménages privés</b>   |                            |                            |        |                        |        |  |     |
| 89,605   | 87,180                     | 91,900                     | 92,695 | 95,575                 | 79,245 | <b>Total.....</b>  | 26. |
| 12,880   | 7,980                      | 19,620                     | 6,470  | 13,280                 | 6,840  | Nombre de personnes seules.....  | 27. |
| 76,730   | 79,190                     | 72,280                     | 86,225 | 82,300                 | 72,405 | Nombre de personnes dans la famille<br>économique.....                       | 28. |
| 3.0  | 3.4                        | 3.0                        | 3.3    | 3.2                    | 3.3    | <b>Nombre moyen de personnes par famille<br/>économique.....</b>             | 29. |

## Selected Characteristics for Federal Electoral Districts (1987 Representation Order), 1986 Census - 100% data

| No.                               | Characteristics                                       | Erie   | Essex - Kent | Essex - Windsor | Etobicoke - Lakeshore | Etobicoke Centre | Etobicoke North (Nord) |
|-----------------------------------|---|--------|--------------|-----------------|-----------------------|------------------|------------------------|
| <b>POPULATION CHARACTERISTICS</b> |   |        |              |                 |                       |                  |                        |
| 1.                                | Total population.....                                 | 75,615 | 76,525       | 87,755          | 93,755                | 89,155           | 100,315                |
| by sex and age                    |   |        |              |                 |                       |                  |                        |
| 2.                                | Male, total.....                                      | 37,560 | 38,220       | 43,550          | 45,365                | 42,500           | 49,005                 |
| 3.                                | 0 - 4 years.....                                      | 2,560  | 2,835        | 3,230           | 2,670                 | 2,310            | 3,120                  |
| 4.                                | 5 - 9 years.....                                      | 2,780  | 2,900        | 3,770           | 2,160                 | 2,190            | 2,945                  |
| 5.                                | 10 - 14 years.....                                    | 2,940  | 3,105        | 4,165           | 2,125                 | 2,295            | 3,140                  |
| 6.                                | 15 years.....   | 655    | 640          | 955             | 485                   | 575              | 765                    |
| 7.                                | 16 years.....   | 665    | 700          | 900             | 495                   | 595              | 775                    |
| 8.                                | 17 years.....   | 685    | 695          | 845             | 525                   | 600              | 800                    |
| 9.                                | 18 years and over.....                                | 27,275 | 27,350       | 29,680          | 36,910                | 33,935           | 37,455                 |
| 10.                               | 18 - 19 years.....                                    | 1,195  | 1,355        | 1,540           | 1,125                 | 1,350            | 1,735                  |
| 11.                               | 20 - 24 years.....                                    | 3,000  | 3,315        | 3,545           | 4,050                 | 4,075            | 5,415                  |
| 12.                               | 25 - 29 years.....                                    | 2,715  | 3,120        | 3,225           | 4,790                 | 3,410            | 4,705                  |
| 13.                               | 30 - 34 years.....                                    | 2,825  | 2,940        | 3,370           | 4,165                 | 2,815            | 3,440                  |
| 14.                               | 35 - 39 years.....                                    | 2,835  | 2,720        | 3,860           | 3,680                 | 2,885            | 3,195                  |
| 15.                               | 40 - 44 years.....                                    | 2,510  | 2,360        | 3,285           | 2,630                 | 2,465            | 2,660                  |
| 16.                               | 45 - 49 years.....                                    | 1,980  | 1,860        | 2,435           | 2,345                 | 2,535            | 2,710                  |
| 17.                               | 50 - 54 years.....                                    | 2,030  | 1,875        | 2,090           | 2,500                 | 2,970            | 3,310                  |
| 18.                               | 55 - 59 years.....                                    | 2,110  | 1,930        | 1,885           | 2,760                 | 3,275            | 3,365                  |
| 19.                               | 60 - 64 years.....                                    | 2,015  | 1,785        | 1,475           | 3,010                 | 3,060            | 2,910                  |
| 20.                               | 65 - 74 years.....                                    | 2,770  | 2,480        | 1,990           | 3,925                 | 3,555            | 2,825                  |
| 21.                               | 75 - 84 years.....                                    | 1,070  | 1,295        | 790             | 1,650                 | 1,305            | 975                    |
| 22.                               | 85 years and over.....                                | 215    | 320          | 185             | 275                   | 240              | 200                    |
| 23.                               | Female, total.....                                    | 38,055 | 38,310       | 44,205          | 48,385                | 46,655           | 51,310                 |
| 24.                               | 0 - 4 years.....                                      | 2,450  | 2,670        | 3,145           | 2,545                 | 2,300            | 2,935                  |
| 25.                               | 5 - 9 years.....                                      | 2,575  | 2,770        | 3,605           | 2,070                 | 2,010            | 2,780                  |
| 26.                               | 10 - 14 years.....                                    | 2,745  | 2,910        | 3,980           | 1,950                 | 2,180            | 3,085                  |
| 27.                               | 15 years.....   | 640    | 625          | 860             | 465                   | 535              | 695                    |
| 28.                               | 16 years.....   | 630    | 625          | 860             | 445                   | 560              | 755                    |
| 29.                               | 17 years.....   | 525    | 580          | 770             | 470                   | 575              | 735                    |
| 30.                               | 18 years and over.....                                | 28,495 | 28,130       | 30,985          | 40,455                | 38,500           | 40,325                 |
| 31.                               | 18 - 19 years.....                                    | 1,160  | 1,190        | 1,535           | 1,120                 | 1,275            | 1,585                  |
| 32.                               | 20 - 24 years.....                                    | 2,810  | 3,125        | 3,380           | 4,160                 | 3,980            | 5,200                  |
| 33.                               | 25 - 29 years.....                                    | 2,745  | 2,945        | 3,365           | 4,780                 | 3,510            | 4,530                  |
| 34.                               | 30 - 34 years.....                                    | 2,920  | 2,815        | 3,740           | 4,120                 | 3,300            | 3,925                  |
| 35.                               | 35 - 39 years.....                                    | 2,880  | 2,675        | 3,960           | 3,480                 | 3,350            | 3,490                  |
| 36.                               | 40 - 44 years.....                                    | 2,345  | 2,285        | 3,135           | 2,615                 | 2,895            | 2,965                  |
| 37.                               | 45 - 49 years.....                                    | 2,055  | 1,915        | 2,315           | 2,435                 | 2,920            | 3,170                  |
| 38.                               | 50 - 54 years.....                                    | 1,990  | 1,830        | 1,865           | 2,630                 | 3,285            | 3,515                  |
| 39.                               | 55 - 59 years.....                                    | 2,175  | 1,865        | 1,810           | 3,015                 | 3,550            | 3,310                  |
| 40.                               | 60 - 64 years.....                                    | 2,220  | 2,015        | 1,790           | 3,510                 | 3,400            | 2,980                  |
| 41.                               | 65 - 74 years.....                                    | 3,190  | 2,970        | 2,300           | 5,030                 | 4,310            | 3,285                  |
| 42.                               | 75 - 84 years.....                                    | 1,545  | 1,835        | 1,315           | 2,830                 | 2,110            | 1,650                  |
| 43.                               | 85 years and over.....                                | 460    | 665          | 480             | 730                   | 620              | 715                    |
| by marital status                 |   |        |              |                 |                       |                  |                        |
| 44.                               | Single (never married), total.....                    | 29,820 | 31,180       | 38,500          | 34,460                | 33,575           | 41,680                 |
| 45.                               | Single (never married), 15 years of age and over..... | 13,770 | 13,995       | 16,600          | 20,945                | 20,290           | 23,675                 |
| 46.                               | Married.....  | 38,735 | 38,665       | 42,685          | 46,455                | 46,090           | 48,640                 |
| 47.                               | Separated.....  | 1,455  | 1,215        | 1,280           | 2,750                 | 1,960            | 2,390                  |
| 48.                               | Widowed.....  | 4,115  | 4,200        | 3,625           | 6,855                 | 5,165            | 5,030                  |
| 49.                               | Divorced.....   | 1,495  | 1,260        | 1,660           | 3,230                 | 2,370            | 2,570                  |
| by mother tongue                  |   |        |              |                 |                       |                  |                        |
| 50.                               | Single responses.....                                 | 73,030 | 73,400       | 82,520          | 88,340                | 85,070           | 93,685                 |
| 51.                               | English.....  | 62,600 | 60,175       | 67,010          | 62,810                | 63,920           | 65,025                 |
| 52.                               | French.....   | 2,280  | 1,895        | 6,045           | 1,270                 | 775              | 945                    |
| 53.                               | Non-official languages.....                           | 8,150  | 11,325       | 9,470           | 24,265                | 20,370           | 27,710                 |
| 54.                               | Italian.....  | 2,075  | 1,480        | 2,900           | 4,275                 | 3,630            | 10,215                 |
| 55.                               | German.....   | 1,035  | 4,045        | 985             | 1,660                 | 1,790            | 1,880                  |
| 56.                               | Chinese.....  | 150    | 70           | 275             | 625                   | 1,190            | 845                    |
| 57.                               | Ukrainian.....  | 665    | 285          | 440             | 3,405                 | 2,765            | 1,640                  |
| 58.                               | Portuguese.....                                       | 65     | 1,960        | 85              | 1,545                 | 780              | 820                    |
| 59.                               | Other languages.....                                  | 4,160  | 3,485        | 4,785           | 12,750                | 10,210           | 12,305                 |
| 60.                               | Multiple responses.....                               | 2,585  | 3,120        | 5,230           | 5,415                 | 4,090            | 6,625                  |

Certaines caractéristiques des circonscriptions électorales fédérales (Ordonnance de représentation de 1987),  
recensement de 1986 - données intégrales

| Glenarry -<br>Prescott -<br>Russell      | Guelph -<br>Wellington | Haldimand -<br>Norfolk | Halton - Peel | Hamilton -<br>Wentworth | Hamilton East<br>(Est) | Caractéristiques  | N°  |
|--|------------------------|------------------------|---------------|-------------------------|------------------------|---|-----|
| <b>CARACTÉRISTIQUES DE LA POPULATION</b> |                        |                        |               |                         |                        |   |     |
| 87,140                                   | 101,545                | 85,785                 | 95,800        | 98,230                  | 83,195                 | Population totale.....                                  | 1.  |
| <b>selon le sexe et l'âge</b>            |                        |                        |               |                         |                        |   |     |
| 43,865                                   | 50,070                 | 42,560                 | 48,595        | 48,925                  | 40,555                 | Hommes, total.....                                      | 2.  |
| 3,325                                    | 3,910                  | 3,335                  | 3,750         | 3,920                   | 2,810                  | 0 - 4 ans.....  | 3.  |
| 3,335                                    | 3,540                  | 3,380                  | 3,865         | 4,030                   | 2,675                  | 5 - 9 ans.....  | 4.  |
| 3,465                                    | 3,680                  | 3,230                  | 4,405         | 4,090                   | 2,635                  | 10 - 14 ans.....  | 5.  |
| 730                                      | 805                    | 695                    | 980           | 900                     | 610                    | 15 ans.....   | 6.  |
| 730                                      | 790                    | 770                    | 915           | 810                     | 570                    | 16 ans.....   | 7.  |
| 685                                      | 785                    | 695                    | 855           | 820                     | 580                    | 17 ans.....   | 8.  |
| 31,600                                   | 36,570                 | 30,460                 | 33,815        | 34,355                  | 30,675                 | 18 ans et plus.....                                     | 9.  |
| 1,405                                    | 1,555                  | 1,290                  | 1,635         | 1,575                   | 1,255                  | 18 - 19 ans.....  | 10. |
| 3,595                                    | 4,970                  | 3,330                  | 3,830         | 3,710                   | 3,800                  | 20 - 24 ans.....  | 11. |
| 3,700                                    | 4,800                  | 3,365                  | 3,460         | 3,490                   | 4,015                  | 25 - 29 ans.....  | 12. |
| 3,805                                    | 4,315                  | 3,515                  | 3,835         | 3,905                   | 3,330                  | 30 - 34 ans.....  | 13. |
| 3,615                                    | 3,975                  | 3,305                  | 4,450         | 4,375                   | 2,910                  | 35 - 39 ans.....  | 14. |
| 3,115                                    | 3,195                  | 2,640                  | 4,260         | 3,640                   | 2,190                  | 40 - 44 ans.....  | 15. |
| 2,345                                    | 2,615                  | 2,230                  | 3,260         | 2,805                   | 1,995                  | 45 - 49 ans.....  | 16. |
| 2,030                                    | 2,455                  | 2,040                  | 2,580         | 2,500                   | 2,065                  | 50 - 54 ans.....  | 17. |
| 1,890                                    | 2,425                  | 2,130                  | 2,270         | 2,365                   | 2,195                  | 55 - 59 ans.....  | 18. |
| 1,785                                    | 2,060                  | 1,955                  | 1,605         | 2,170                   | 2,255                  | 60 - 64 ans.....  | 19. |
| 2,730                                    | 2,720                  | 2,885                  | 1,855         | 2,645                   | 3,070                  | 65 - 74 ans.....  | 20. |
| 1,275                                    | 1,225                  | 1,420                  | 660           | 960                     | 1,355                  | 75 - 84 ans.....  | 21. |
| 300                                      | 260                    | 350                    | 115           | 210                     | 240                    | 85 ans et plus.....                                     | 22. |
| 43,275                                   | 51,475                 | 43,230                 | 47,205        | 49,300                  | 42,645                 | Femmes, total.....                                      | 23. |
| 3,210                                    | 3,650                  | 3,170                  | 3,630         | 3,840                   | 2,815                  | 0 - 4 ans.....  | 24. |
| 3,140                                    | 3,365                  | 3,200                  | 3,740         | 3,720                   | 2,540                  | 5 - 9 ans.....  | 25. |
| 3,305                                    | 3,485                  | 3,120                  | 4,010         | 3,730                   | 2,485                  | 10 - 14 ans.....  | 26. |
| 710                                      | 760                    | 695                    | 945           | 805                     | 600                    | 15 ans.....   | 27. |
| 665                                      | 780                    | 685                    | 845           | 795                     | 555                    | 16 ans.....   | 28. |
| 640                                      | 760                    | 670                    | 840           | 770                     | 580                    | 17 ans.....   | 29. |
| 31,605                                   | 38,675                 | 31,680                 | 33,190        | 35,645                  | 33,075                 | 18 ans et plus.....                                     | 30. |
| 1,265                                    | 1,485                  | 1,205                  | 1,470         | 1,460                   | 1,280                  | 18 - 19 ans.....  | 31. |
| 3,265                                    | 4,965                  | 3,115                  | 3,420         | 3,400                   | 4,000                  | 20 - 24 ans.....  | 32. |
| 3,720                                    | 4,750                  | 3,445                  | 3,580         | 3,715                   | 4,015                  | 25 - 29 ans.....  | 33. |
| 3,815                                    | 4,340                  | 3,525                  | 4,070         | 4,460                   | 3,340                  | 30 - 34 ans.....  | 34. |
| 3,495                                    | 4,080                  | 3,095                  | 4,790         | 4,555                   | 2,740                  | 35 - 39 ans.....  | 35. |
| 2,890                                    | 3,240                  | 2,600                  | 4,070         | 3,545                   | 2,215                  | 40 - 44 ans.....  | 36. |
| 2,060                                    | 2,655                  | 2,110                  | 2,840         | 2,660                   | 2,135                  | 45 - 49 ans.....  | 37. |
| 1,900                                    | 2,310                  | 2,140                  | 2,260         | 2,360                   | 2,160                  | 50 - 54 ans.....  | 38. |
| 1,960                                    | 2,430                  | 2,100                  | 1,880         | 2,400                   | 2,340                  | 55 - 59 ans.....  | 39. |
| 1,920                                    | 2,310                  | 2,205                  | 1,610         | 2,290                   | 2,545                  | 60 - 64 ans.....  | 40. |
| 2,990                                    | 3,365                  | 3,435                  | 2,035         | 2,765                   | 3,665                  | 65 - 74 ans.....  | 41. |
| 1,650                                    | 2,060                  | 2,055                  | 910           | 1,465                   | 2,145                  | 75 - 84 ans.....  | 42. |
| 680                                      | 685                    | 640                    | 260           | 575                     | 495                    | 85 ans et plus.....                                     | 43. |
| <b>selon l'état matrimonial</b>          |                        |                        |               |                         |                        |   |     |
| 36,190                                   | 42,750                 | 34,370                 | 40,890        | 40,845                  | 32,950                 | Célibataires (jamais marié(e)s), total.....             | 44. |
| 16,415                                   | 21,130                 | 14,925                 | 17,485        | 17,515                  | 17,000                 | Célibataires (jamais marié(e)s), 15<br>ans et plus..... | 45. |
| 44,095                                   | 49,640                 | 43,365                 | 49,480        | 50,725                  | 39,300                 | Marié(e)s.....  | 46. |
| 1,300                                    | 2,270                  | 1,505                  | 1,520         | 1,480                   | 2,480                  | Séparé(e)s.....   | 47. |
| 4,440                                    | 4,700                  | 4,910                  | 2,610         | 3,625                   | 5,440                  | Veufs (ves).....  | 48. |
| 1,110                                    | 2,190                  | 1,635                  | 1,295         | 1,555                   | 3,025                  | Divorcé(e)s.....  | 49. |
| <b>selon la langue maternelle</b>        |                        |                        |               |                         |                        |   |     |
| 82,155                                   | 99,090                 | 84,075                 | 93,655        | 95,630                  | 78,760                 | Réponses uniques.....                                   | 50. |
| 28,310                                   | 87,720                 | 75,890                 | 82,890        | 83,565                  | 61,565                 | Anglais.....  | 51. |
| 51,480                                   | 1,020                  | 705                    | 1,335         | 760                     | 1,440                  | Français.....   | 52. |
| 2,365                                    | 10,340                 | 7,480                  | 9,430         | 11,310                  | 15,760                 | Langues non officielles.....                            | 53. |
| 130                                      | 3,150                  | 230                    | 1,930         | 2,410                   | 4,940                  | Italien.....  | 54. |
| 875                                      | 1,510                  | 1,325                  | 1,990         | 1,880                   | 825                    | Allemand.....   | 55. |
| 35                                       | 595                    | 90                     | 245           | 260                     | 215                    | Chinois.....  | 56. |
| 115                                      | 325                    | 720                    | 470           | 530                     | 1,435                  | Ukrainien.....  | 57. |
| 25                                       | 125                    | 605                    | 485           | 405                     | 600                    | Portugais.....  | 58. |
| 1,180                                    | 4,640                  | 4,505                  | 4,305         | 5,820                   | 7,745                  | Autres langues.....                                     | 59. |
| 4,980                                    | 2,460                  | 1,720                  | 2,145         | 2,600                   | 4,440                  | Réponses multiples.....                                 | 60. |

## Selected Characteristics for Federal Electoral Districts (1987 Representation Order), 1986 Census - 100% data

| No.  | Characteristics  | Erie   | Essex - Kent | Essex - Windsor | Etobicoke - Lakeshore | Etobicoke Centre | Etobicoke North (Nord) |
|--|--|--------|--------------|-----------------|-----------------------|------------------|------------------------|
| <b>DWELLING CHARACTERISTICS</b>              |  |        |              |                 |                       |                  |                        |
| 1.   | Total number of occupied private dwellings.....            | 26,490 | 25,680       | 27,640          | 38,545                | 32,945           | 33,190                 |
| by tenure                                    |  |        |              |                 |                       |                  |                        |
| 2.   | Owned.....   | 21,115 | 19,405       | 21,560          | 20,910                | 21,865           | 20,155                 |
| 3.   | Rented.....  | 5,375  | 6,280        | 6,075           | 17,630                | 11,080           | 13,040                 |
| 4.   | On reserve(1).....   | -      | -            | -               | -                     | -                | -                      |
| by type of dwelling                          |  |        |              |                 |                       |                  |                        |
| 5.   | Single-detached house.....                                 | 22,230 | 21,830       | 21,905          | 18,975                | 17,205           | 16,170                 |
| 6.   | Apartment, 5 or more storeys.....                          | 410    | 470          | 1,020           | 7,920                 | 11,515           | 11,475                 |
| 7.   | Movable dwelling.....                                      | 60     | 130          | 300             | 5                     | 5                | 5                      |
| 8.   | All other types (2).....                                   | 3,795  | 3,260        | 4,415           | 11,650                | 4,225            | 5,550                  |
| <b>HOUSEHOLD CHARACTERISTICS</b>             |  |        |              |                 |                       |                  |                        |
| Private Households                           |  |        |              |                 |                       |                  |                        |
| 9.   | Total number of private households.....                    | 26,490 | 25,685       | 27,635          | 38,545                | 32,945           | 33,190                 |
| by size of household                         |  |        |              |                 |                       |                  |                        |
| 10.  | 1 person.....  | 4,785  | 4,570        | 3,900           | 10,730                | 6,380            | 5,120                  |
| 11.  | 2 persons.....   | 8,460  | 7,795        | 6,830           | 13,475                | 11,380           | 9,755                  |
| 12.  | 3 persons.....   | 4,680  | 4,480        | 5,215           | 6,575                 | 6,100            | 6,710                  |
| 13.  | 4 - 5 persons.....   | 7,545  | 7,610        | 10,240          | 6,850                 | 8,050            | 9,805                  |
| 14.  | 6 - 9 persons.....   | 1,005  | 1,195        | 1,430           | 910                   | 1,020            | 1,765                  |
| 15.  | 10 or more persons.....                                    | 15     | 30           | 20              | 10                    | 15               | 45                     |
| by number of families                        |  |        |              |                 |                       |                  |                        |
| 16.  | Non-family household.....                                  | 5,460  | 5,155        | 4,520           | 12,965                | 7,650            | 6,585                  |
| 17.  | 1 census family.....                                       | 20,815 | 20,290       | 22,835          | 25,020                | 24,725           | 25,605                 |
| 18.  | 2 or more census families.....                             | 215    | 235          | 285             | 565                   | 570              | 1,000                  |
| Persons in Private Households                |  |        |              |                 |                       |                  |                        |
| 19.  | Total.....   | 74,745 | 74,465       | 86,795          | 92,695                | 88,615           | 99,080                 |
| 20.  | Average number of persons per household.....               | 2.8    | 2.9          | 3.1             | 2.4                   | 2.7              | 3.0                    |
| <b>CENSUS FAMILY CHARACTERISTICS</b>         |  |        |              |                 |                       |                  |                        |
| Census Families                              |  |        |              |                 |                       |                  |                        |
| 21.  | Total number of census families in private households..... | 21,250 | 20,770       | 23,415          | 26,155                | 25,880           | 27,645                 |
| by size of family                            |  |        |              |                 |                       |                  |                        |
| 22.  | 2 persons.....   | 8,725  | 8,015        | 7,215           | 13,625                | 11,835           | 10,765                 |
| 23.  | 3 persons.....   | 4,565  | 4,465        | 5,145           | 5,970                 | 6,005            | 6,770                  |
| 24.  | 4 persons.....   | 5,190  | 5,105        | 6,880           | 4,585                 | 5,560            | 6,645                  |
| 25.  | 5 or more persons.....                                     | 2,770  | 3,180        | 4,180           | 1,970                 | 2,475            | 3,470                  |
| by family structure and presence of children |  |        |              |                 |                       |                  |                        |
| 26.  | Number of husband-wife families.....                       | 19,065 | 18,920       | 20,990          | 22,700                | 22,700           | 23,770                 |
| 27.  | With no children at home.....                              | 7,470  | 7,015        | 5,980           | 11,240                | 9,920            | 8,765                  |
| 28.  | With children at home.....                                 | 11,595 | 11,905       | 15,010          | 11,455                | 12,780           | 15,005                 |
| 29.  | 1 child at home.....                                       | 3,875  | 3,915        | 4,320           | 5,130                 | 5,055            | 5,540                  |
| 30.  | 2 children at home.....                                    | 5,010  | 4,880        | 6,595           | 4,405                 | 5,320            | 6,185                  |
| 31.  | 3 or more children at home.....                            | 2,705  | 3,110        | 4,090           | 1,930                 | 2,405            | 3,280                  |
| 32.  | Number of lone-parent families.....                        | 2,190  | 1,845        | 2,425           | 3,455                 | 3,180            | 3,875                  |
| 33.  | Male parent.....   | 440    | 390          | 470             | 625                   | 520              | 645                    |
| 34.  | 1 child at home.....                                       | 265    | 225          | 245             | 430                   | 330              | 370                    |
| 35.  | 2 children at home.....                                    | 130    | 120          | 140             | 140                   | 145              | 190                    |
| 36.  | 3 or more children at home.....                            | 40     | 45           | 85              | 55                    | 50               | 85                     |
| 37.  | Female parent.....   | 1,745  | 1,455        | 1,955           | 2,835                 | 2,655            | 3,230                  |
| 38.  | 1 child at home.....                                       | 990    | 775          | 990             | 1,950                 | 1,590            | 1,625                  |
| 39.  | 2 children at home.....                                    | 555    | 430          | 685             | 705                   | 810              | 1,045                  |
| 40.  | 3 or more children at home.....                            | 205    | 250          | 280             | 175                   | 260              | 560                    |

**Certaines caractéristiques des circonscriptions électorales fédérales (Ordonnance de représentation de 1987),  
recensement de 1986 - données intégrales**

| Glengarry -<br>Prescott -<br>Russell                         | Guelph -<br>Wellington | Haldimand -<br>Norfolk | Halton - Peel | Hamilton -<br>Wentworth | Hamilton East<br>(Est) | Caractéristiques  | N°  |
|--|------------------------|------------------------|---------------|-------------------------|------------------------|---|-----|
| <b>CARACTÉRISTIQUES DU LOGEMENT</b>                          |                        |                        |               |                         |                        |   |     |
| 28,495   | 35,355                 | 29,645                 | 29,045        | 31,005                  | 31,540                 | Nombre total de logements privés occupés.....                           | 1.  |
| selon le mode d'occupation                                   |                        |                        |               |                         |                        |   |     |
| 22,230   | 23,270                 | 21,235                 | 24,800        | 25,145                  | 19,660                 | Possédé.....  | 2.  |
| 6,260  | 12,090                 | 6,945                  | 4,245         | 5,860                   | 11,875                 | Loué.....   | 3.  |
| -  | -                      | 1,460                  | -             | -                       | -                      | Dans une réserve (1).....   | 4.  |
| selon le type de logement                                    |                        |                        |               |                         |                        |   |     |
| 22,720   | 22,120                 | 24,785                 | 23,970        | 23,785                  | 20,255                 | Maison individuelle non attenante.....                                  | 5.  |
| 15   | 4,330                  | 310                    | 720           | 1,345                   | 5,010                  | Appartement, 5 étages ou plus.....                                      | 6.  |
| 450  | 195                    | 115                    | 75            | 50                      | -                      | Logement mobile.....  | 7.  |
| 5,310  | 8,715                  | 4,440                  | 4,270         | 5,820                   | 6,270                  | Tous autres types (2).....  | 8.  |
| <b>CARACTÉRISTIQUES DU MÉNAGE</b>                            |                        |                        |               |                         |                        |   |     |
| Ménages privés   |                        |                        |               |                         |                        |   |     |
| 28,495   | 35,355                 | 29,640                 | 29,040        | 31,010                  | 31,540                 | Nombre total de ménages privés.....                                     | 9.  |
| selon la taille du ménage                                    |                        |                        |               |                         |                        |   |     |
| 4,120  | 6,775                  | 5,595                  | 2,660         | 3,465                   | 7,435                  | 1 personne.....   | 10. |
| 8,375  | 10,905                 | 8,980                  | 7,350         | 8,840                   | 10,040                 | 2 personnes.....  | 11. |
| 5,560  | 6,360                  | 5,205                  | 5,715         | 6,090                   | 5,710                  | 3 personnes.....  | 12. |
| 9,380  | 10,005                 | 8,675                  | 11,860        | 11,155                  | 7,425                  | 4 - 5 personnes.....  | 13. |
| 1,040  | 1,285                  | 1,175                  | 1,430         | 1,435                   | 920                    | 6 - 9 personnes.....  | 14. |
| 15   | 20                     | 15                     | 20            | 25                      | 5                      | 10 personnes ou plus.....   | 15. |
| selon le nombre de familles                                  |                        |                        |               |                         |                        |   |     |
| 5,045  | 8,495                  | 6,345                  | 3,285         | 4,105                   | 8,810                  | Ménage non familial.....  | 16. |
| 23,235   | 26,530                 | 23,050                 | 25,205        | 26,550                  | 22,400                 | 1 famille de recensement.....   | 17. |
| 210  | 335                    | 245                    | 550           | 355                     | 330                    | 2 familles de recensement ou plus.....                                  | 18. |
| Personnes dans les ménages privés                            |                        |                        |               |                         |                        |   |     |
| 84,575   | 98,995                 | 84,160                 | 94,855        | 96,810                  | 82,420                 | Total.....  | 19. |
| 3.0  | 2.8                    | 2.8                    | 3.3           | 3.1                     | 2.6                    | Nombre moyen de personnes par ménage.....                               | 20. |
| <b>CARACTÉRISTIQUES DE LA FAMILLE DE<br/>RECENSEMENT</b>     |                        |                        |               |                         |                        |   |     |
| Familles de recensement                                      |                        |                        |               |                         |                        |   |     |
| 23,665   | 27,200                 | 23,550                 | 26,315        | 27,265                  | 23,065                 | Nombre total de familles de recensement dans<br>les ménages privés..... | 21. |
| selon la taille de la famille                                |                        |                        |               |                         |                        |   |     |
| 8,550  | 10,780                 | 9,285                  | 8,105         | 9,325                   | 10,200                 | 2 personnes.....  | 22. |
| 5,340  | 6,015                  | 5,035                  | 5,885         | 6,105                   | 5,425                  | 3 personnes.....  | 23. |
| 6,480  | 6,910                  | 5,975                  | 8,305         | 7,740                   | 5,065                  | 4 personnes.....  | 24. |
| 3,290  | 3,490                  | 3,250                  | 4,025         | 4,090                   | 2,370                  | 5 personnes ou plus.....  | 25. |
| selon la structure de la famille et la<br>présence d'enfants |                        |                        |               |                         |                        |   |     |
| 21,560   | 24,255                 | 21,245                 | 24,360        | 25,000                  | 19,290                 | Nombre de familles époux-épouse.....                                    | 26. |
| 7,290  | 9,140                  | 8,045                  | 7,130         | 8,110                   | 8,030                  | Sans enfants à la maison.....   | 27. |
| 14,270   | 15,115                 | 13,205                 | 17,235        | 16,890                  | 11,265                 | Avec enfants à la maison.....   | 28. |
| 4,760  | 5,105                  | 4,325                  | 5,200         | 5,350                   | 4,300                  | 1 enfant à la maison.....   | 29. |
| 6,290  | 6,605                  | 5,715                  | 8,070         | 7,510                   | 4,695                  | 2 enfants à la maison.....  | 30. |
| 3,220  | 3,400                  | 3,170                  | 3,960         | 4,025                   | 2,265                  | 3 enfants ou plus à la maison.....                                      | 31. |
| 2,100  | 2,940                  | 2,295                  | 1,960         | 2,260                   | 3,780                  | Nombre de familles monoparentales.....                                  | 32. |
| 535  | 530                    | 475                    | 530           | 405                     | 575                    | Parent de sexe masculin.....  | 33. |
| 310  | 320                    | 280                    | 295           | 230                     | 360                    | 1 enfant à la maison.....   | 34. |
| 150  | 150                    | 140                    | 160           | 140                     | 150                    | 2 enfants à la maison.....  | 35. |
| 75   | 60                     | 60                     | 75            | 35                      | 65                     | 3 enfants ou plus à la maison.....                                      | 36. |
| 1,565  | 2,415                  | 1,820                  | 1,430         | 1,860                   | 3,200                  | Parent de sexe féminin.....   | 37. |
| 955  | 1,315                  | 970                    | 685           | 985                     | 1,810                  | 1 enfant à la maison.....   | 38. |
| 425  | 765                    | 575                    | 520           | 615                     | 980                    | 2 enfants à la maison.....  | 39. |
| 185  | 330                    | 275                    | 220           | 260                     | 410                    | 3 enfants ou plus à la maison.....                                      | 40. |

## Selected Characteristics for Federal Electoral Districts (1987 Representation Order), 1986 Census - 100% data

| No.  | Characteristics  | Erie   | Essex - Kent | Essex - Windsor | Etobicoke - Lakeshore | Etobicoke Centre | Etobicoke North (Nord) |
|--|--|--------|--------------|-----------------|-----------------------|------------------|------------------------|
| <b>CENSUS FAMILY CHARACTERISTICS (concluded)</b> |  |        |              |                 |                       |                  |                        |
| <b>Children in Census Families</b>               |  |        |              |                 |                       |                  |                        |
| 1.   | Total number of children at home.....                        | 26,485 | 27,460       | 35,285          | 25,010                | 28,410           | 35,480                 |
| by age   |  |        |              |                 |                       |                  |                        |
| 2.   | Under 6 years of age.....                                    | 5,915  | 6,495        | 7,515           | 5,910                 | 5,395            | 6,935                  |
| 3.   | 6 - 14 years.....  | 9,810  | 10,365       | 13,980          | 7,265                 | 7,695            | 10,615                 |
| 4.   | 15 - 17 years.....   | 3,580  | 3,655        | 4,995           | 2,700                 | 3,335            | 4,335                  |
| 5.   | 18 - 24 years.....   | 5,595  | 5,570        | 7,205           | 5,895                 | 8,490            | 9,995                  |
| 6.   | 25 years and over.....                                       | 1,585  | 1,375        | 1,585           | 3,235                 | 3,495            | 3,595                  |
| 7.   | Average number of children per census family(3).....         | 1.2    | 1.3          | 1.5             | 1.0                   | 1.1              | 1.3                    |
| <b>Persons in Private Households</b>             |  |        |              |                 |                       |                  |                        |
| by census family status and living arrangements  |  |        |              |                 |                       |                  |                        |
| 8.   | Total number of persons.....                                 | 74,745 | 74,460       | 86,795          | 92,695                | 88,615           | 99,080                 |
| 9.   | Number of non-family persons.....                            | 7,955  | 7,315        | 7,105           | 18,835                | 11,625           | 12,190                 |
| 10.  | Living with relatives(4).....                                | 2,040  | 1,760        | 2,085           | 4,305                 | 3,290            | 4,160                  |
| 11.  | Living with non-relatives only.....                          | 1,125  | 975          | 1,115           | 3,800                 | 1,955            | 2,910                  |
| 12.  | Living alone.....  | 4,790  | 4,570        | 3,900           | 10,725                | 6,380            | 5,120                  |
| 13.  | Number of family persons.....                                | 66,795 | 67,150       | 79,690          | 73,860                | 76,990           | 86,890                 |
| 14.  | Average number of persons per census family.....             | 3.1    | 3.2          | 3.4             | 2.8                   | 3.0              | 3.1                    |
| 15.  | Total number of persons 65 years and over.....               | 8,980  | 8,630        | 6,510           | 14,085                | 11,765           | 8,900                  |
| 16.  | Number of non-family persons 65 years and over.....          | 3,265  | 3,030        | 2,560           | 5,830                 | 3,870            | 3,390                  |
| 17.  | Living with relatives(4).....                                | 720    | 545          | 690             | 1,315                 | 1,155            | 1,195                  |
| 18.  | Living with non-relatives only.....                          | 125    | 100          | 95              | 305                   | 145              | 140                    |
| 19.  | Living alone.....  | 2,415  | 2,385        | 1,775           | 4,210                 | 2,575            | 2,055                  |
| 20.  | Number of family persons 65 years and over.....              | 5,715  | 5,600        | 3,955           | 8,255                 | 7,890            | 5,505                  |
| <b>ECONOMIC FAMILY CHARACTERISTICS</b>           |  |        |              |                 |                       |                  |                        |
| <b>Economic Families</b>                         |  |        |              |                 |                       |                  |                        |
| 21.  | Total number of economic families in private households..... | 21,430 | 20,865       | 23,460          | 26,590                | 25,945           | 27,255                 |
| by size of family                                |  |        |              |                 |                       |                  |                        |
| 22.  | 2 persons.....   | 8,400  | 7,715        | 6,770           | 12,915                | 11,050           | 9,480                  |
| 23.  | 3 persons.....   | 4,615  | 4,435        | 5,145           | 6,245                 | 6,015            | 6,460                  |
| 24.  | 4 persons.....   | 5,270  | 5,160        | 6,880           | 4,705                 | 5,635            | 6,460                  |
| 25.  | 5 or more persons.....                                       | 3,145  | 3,550        | 4,670           | 2,725                 | 3,245            | 4,850                  |
| <b>Persons in Private Households</b>             |  |        |              |                 |                       |                  |                        |
| 26.  | Total.....   | 74,745 | 74,460       | 86,795          | 92,695                | 88,615           | 99,085                 |
| 27.  | Number of unattached individuals.....                        | 5,910  | 5,550        | 5,020           | 14,525                | 8,335            | 8,030                  |
| 28.  | Number of economic family persons.....                       | 68,835 | 68,915       | 81,775          | 78,170                | 80,280           | 91,050                 |
| 29.  | Average number of persons per economic family.....           | 3.2    | 3.3          | 3.5             | 2.9                   | 3.1              | 3.3                    |

**Certaines caractéristiques des circonscriptions électorales fédérales (Ordonnance de représentation de 1987),  
recensement de 1986 - données intégrales**

| Glengarry -<br>Prescott -<br>Russell | Guelph -<br>Wellington | Haldimand -<br>Norfolk | Halton - Peel | Hamilton -<br>Wentworth | Hamilton East<br>(Est) | Caractéristiques   | N°  |
|--------------------------------------|------------------------|------------------------|---------------|-------------------------|------------------------|--|-----|
|                                      |                        |                        |               |                         |                        | <b>CARACTÉRISTIQUES DE LA FAMILLE DE<br/>RECENSEMENT<br/>(fin)</b>                               |     |
|                                      |                        |                        |               |                         |                        | <b>Enfants dans les familles de recensement</b>  |     |
| 31,275                               | 34,430                 | 30,265                 | 37,595        | 37,515                  | 27,105                 | Nombre total d'enfants à la maison.....  | 1.  |
|                                      |                        |                        |               |                         |                        | <b>selon l'âge</b>   |     |
| 7,745                                | 8,780                  | 7,635                  | 8,760         | 9,205                   | 6,500                  | Moins de 6 ans.....  | 2.  |
| 11,605                               | 12,375                 | 11,400                 | 14,330        | 13,820                  | 9,075                  | 6 - 14 ans.....  | 3.  |
| 3,950                                | 4,435                  | 3,990                  | 5,170         | 4,745                   | 3,260                  | 15 - 17 ans.....   | 4.  |
| 6,000                                | 6,995                  | 5,625                  | 7,710         | 7,835                   | 5,965                  | 18 - 24 ans.....   | 5.  |
| 1,975                                | 1,835                  | 1,615                  | 1,630         | 1,910                   | 2,310                  | 25 ans et plus.....  | 6.  |
| 1.3                                  | 1.3                    | 1.3                    | 1.4           | 1.4                     | 1.2                    | Nombre moyen d'enfants par famille de<br>recensement (3).....                                    | 7.  |
|                                      |                        |                        |               |                         |                        | <b>Personnes dans les ménages privés</b>   |     |
|                                      |                        |                        |               |                         |                        | <b>selon la situation des particuliers dans<br/>la famille de recensement et modalité de vie</b> |     |
| 84,580                               | 98,995                 | 84,165                 | 94,855        | 96,810                  | 82,425                 | Nombre total de personnes.....   | 8.  |
| 8,085                                | 13,115                 | 9,105                  | 6,580         | 7,035                   | 12,965                 | Nombre de personnes hors famille.....  | 9.  |
| 2,325                                | 2,620                  | 2,260                  | 2,210         | 2,105                   | 3,300                  | Vivant avec des personnes apparentées (4).....   | 10. |
| 1,640                                | 3,720                  | 1,250                  | 1,705         | 1,460                   | 2,230                  | Vivant avec des personnes non apparentées<br>seulement.....                                      | 11. |
| 4,120                                | 6,775                  | 5,590                  | 2,660         | 3,465                   | 7,435                  | Vivant seules.....   | 12. |
| 76,495                               | 85,885                 | 75,055                 | 88,275        | 89,775                  | 69,455                 | Nombre de personnes dans les familles.....   | 13. |
| 3.2                                  | 3.2                    | 3.2                    | 3.4           | 3.3                     | 3.0                    | Nombre moyen de personnes par famille de<br>recensement.....                                     | 14. |
| 7,950                                | 9,375                  | 9,900                  | 5,595         | 7,730                   | 10,645                 | Nombre total de personnes de 65 ans et plus...<br>et plus.....                                   | 15. |
| 2,860                                | 3,530                  | 3,745                  | 1,940         | 2,440                   | 4,300                  | Nombre de personnes hors famille de 65 ans<br>et plus.....                                       | 16. |
| 780                                  | 760                    | 690                    | 700           | 770                     | 1,005                  | Vivant avec des personnes apparentées (4)...   | 17. |
| 185                                  | 165                    | 170                    | 100           | 125                     | 290                    | Vivant avec des personnes non apparentées<br>seulement.....                                      | 18. |
| 1,895                                | 2,600                  | 2,885                  | 1,140         | 1,545                   | 3,000                  | Vivant seules.....   | 19. |
| 5,095                                | 5,845                  | 6,150                  | 3,655         | 5,290                   | 6,345                  | Nombre de personnes de 65 ans et plus dans<br>les familles.....                                  | 20. |
|                                      |                        |                        |               |                         |                        | <b>CARACTÉRISTIQUES DE LA FAMILLE<br/>ÉCONOMIQUE</b>   |     |
|                                      |                        |                        |               |                         |                        | <b>Familles économiques</b>  |     |
| 23,970                               | 27,415                 | 23,740                 | 26,065        | 27,215                  | 23,475                 | Nombre total de familles économiques dans les<br>ménages privés.....                             | 21. |
|                                      |                        |                        |               |                         |                        | <b>selon la taille de la famille</b>   |     |
| 8,260                                | 10,385                 | 8,905                  | 7,365         | 8,770                   | 9,825                  | 2 personnes.....   | 22. |
| 5,480                                | 6,070                  | 5,115                  | 5,690         | 6,025                   | 5,545                  | 3 personnes.....   | 23. |
| 6,565                                | 6,940                  | 6,050                  | 8,190         | 7,750                   | 5,160                  | 4 personnes.....   | 24. |
| 3,660                                | 4,020                  | 3,675                  | 4,820         | 4,670                   | 2,945                  | 5 personnes ou plus.....   | 25. |
|                                      |                        |                        |               |                         |                        | <b>Personnes dans les ménages privés</b>   |     |
| 84,575                               | 99,000                 | 84,165                 | 94,855        | 96,810                  | 82,420                 | Total.....   | 26. |
| 5,765                                | 10,495                 | 6,845                  | 4,370         | 4,925                   | 9,665                  | Nombre de personnes seules.....  | 27. |
| 78,820                               | 88,500                 | 77,320                 | 90,490        | 91,885                  | 72,760                 | Nombre de personnes dans la famille<br>économique.....   | 28. |
| 3.3                                  | 3.2                    | 3.3                    | 3.5           | 3.4                     | 3.1                    | Nombre moyen de personnes par famille<br>économique.....   | 29. |

## Selected Characteristics for Federal Electoral Districts (1987 Representation Order), 1986 Census - 100% data

| No.                               | Characteristics                                       | Hamilton Mountain | Hamilton West (Ouest) | Hastings - Frontenac - Lennox and Addington | Huron - Bruce | Kenora - Rainy River | Kent   |
|-----------------------------------|---|-------------------|-----------------------|---|---------------|----------------------|--------|
| <b>POPULATION CHARACTERISTICS</b> |   |                   |                       |   |               |                      |        |
| 1.                                | Total population.....                                 | 91,695            | 86,845                | 82,210                                      | 88,585        | 70,515               | 81,115 |
| <b>by sex and age</b>             |   |                   |                       |   |               |                      |        |
| 2.                                | Male, total.....                                      | 44,070            | 41,480                | 41,640                                      | 44,310        | 35,935               | 39,545 |
| 3.                                | 0 - 4 years.....                                      | 2,825             | 2,475                 | 2,905                                       | 3,565         | 3,010                | 3,210  |
| 4.                                | 5 - 9 years.....                                      | 2,555             | 2,090                 | 3,030                                       | 3,680         | 2,880                | 3,170  |
| 5.                                | 10 - 14 years.....                                    | 2,750             | 2,010                 | 3,285                                       | 3,615         | 3,130                | 3,115  |
| 6.                                | 15 years.....   | 710               | 490                   | 710   | 760           | 625                  | 640    |
| 7.                                | 16 years.....   | 645               | 485                   | 725   | 760           | 650                  | 650    |
| 8.                                | 17 years.....   | 670               | 475                   | 645   | 660           | 630                  | 675    |
| 9.                                | 18 years and over.....                                | 33,925            | 33,450                | 30,340                                      | 31,275        | 25,015               | 28,085 |
| 10.                               | 18 - 19 years.....                                    | 1,430             | 1,095                 | 1,270                                       | 1,355         | 1,120                | 1,260  |
| 11.                               | 20 - 24 years.....                                    | 4,300             | 4,650                 | 3,170                                       | 3,195         | 3,070                | 3,430  |
| 12.                               | 25 - 29 years.....                                    | 3,795             | 4,850                 | 3,075                                       | 3,350         | 3,315                | 3,510  |
| 13.                               | 30 - 34 years.....                                    | 3,025             | 3,700                 | 3,300                                       | 3,455         | 2,965                | 3,170  |
| 14.                               | 35 - 39 years.....                                    | 2,830             | 2,980                 | 3,335                                       | 3,430         | 2,720                | 2,930  |
| 15.                               | 40 - 44 years.....                                    | 2,445             | 2,245                 | 2,755                                       | 2,705         | 2,020                | 2,285  |
| 16.                               | 45 - 49 years.....                                    | 2,345             | 1,950                 | 2,240                                       | 2,180         | 1,715                | 1,980  |
| 17.                               | 50 - 54 years.....                                    | 2,775             | 1,985                 | 1,965                                       | 1,935         | 1,665                | 1,845  |
| 18.                               | 55 - 59 years.....                                    | 3,195             | 2,185                 | 2,135                                       | 2,060         | 1,650                | 1,860  |
| 19.                               | 60 - 64 years.....                                    | 2,920             | 2,310                 | 2,075                                       | 2,015         | 1,490                | 1,760  |
| 20.                               | 65 - 74 years.....                                    | 3,440             | 3,270                 | 3,265                                       | 3,520         | 2,145                | 2,535  |
| 21.                               | 75 - 84 years.....                                    | 1,190             | 1,825                 | 1,445                                       | 1,665         | 935                  | 1,225  |
| 22.                               | 85 years and over.....                                | 235               | 415                   | 305   | 405           | 195                  | 305    |
| 23.                               | Female, total.....                                    | 47,625            | 45,365                | 40,565                                      | 44,275        | 34,580               | 41,575 |
| 24.                               | 0 - 4 years.....                                      | 2,680             | 2,285                 | 2,690                                       | 3,450         | 2,930                | 3,135  |
| 25.                               | 5 - 9 years.....                                      | 2,510             | 1,895                 | 2,900                                       | 3,470         | 2,875                | 3,020  |
| 26.                               | 10 - 14 years.....                                    | 2,755             | 2,000                 | 3,045                                       | 3,430         | 2,840                | 2,995  |
| 27.                               | 15 years.....   | 650               | 425                   | 700   | 770           | 585                  | 660    |
| 28.                               | 16 years.....   | 680               | 480                   | 705   | 700           | 580                  | 605    |
| 29.                               | 17 years.....   | 665               | 500                   | 640   | 680           | 520                  | 620    |
| 30.                               | 18 years and over.....                                | 37,680            | 37,775                | 29,885                                      | 31,775        | 24,250               | 30,535 |
| 31.                               | 18 - 19 years.....                                    | 1,415             | 1,200                 | 1,100                                       | 1,190         | 1,075                | 1,165  |
| 32.                               | 20 - 24 years.....                                    | 4,275             | 4,895                 | 2,715                                       | 2,990         | 2,910                | 3,440  |
| 33.                               | 25 - 29 years.....                                    | 3,745             | 4,725                 | 2,920                                       | 3,205         | 3,025                | 3,485  |
| 34.                               | 30 - 34 years.....                                    | 3,390             | 3,460                 | 3,235                                       | 3,460         | 2,730                | 3,205  |
| 35.                               | 35 - 39 years.....                                    | 3,175             | 2,820                 | 3,150                                       | 3,180         | 2,490                | 2,875  |
| 36.                               | 40 - 44 years.....                                    | 2,675             | 2,205                 | 2,515                                       | 2,520         | 1,880                | 2,330  |
| 37.                               | 45 - 49 years.....                                    | 2,685             | 1,875                 | 2,045                                       | 2,060         | 1,665                | 2,015  |
| 38.                               | 50 - 54 years.....                                    | 3,105             | 1,990                 | 1,995                                       | 1,910         | 1,520                | 1,895  |
| 39.                               | 55 - 59 years.....                                    | 3,395             | 2,400                 | 2,105                                       | 2,140         | 1,535                | 2,015  |
| 40.                               | 60 - 64 years.....                                    | 3,180             | 2,740                 | 2,205                                       | 2,215         | 1,515                | 2,060  |
| 41.                               | 65 - 74 years.....                                    | 4,080             | 4,560                 | 3,390                                       | 4,065         | 2,405                | 3,320  |
| 42.                               | 75 - 84 years.....                                    | 1,910             | 3,565                 | 1,880                                       | 2,170         | 1,170                | 2,015  |
| 43.                               | 85 years and over.....                                | 660               | 1,335                 | 635   | 785           | 330                  | 725    |
| <b>by marital status</b>          |   |                   |                       |   |               |                      |        |
| 44.                               | Single (never married), total.....                    | 35,015            | 35,545                | 32,130                                      | 36,115        | 31,100               | 33,380 |
| 45.                               | Single (never married), 15 years of age and over..... | 18,935            | 22,790                | 14,275                                      | 14,915        | 13,430               | 14,735 |
| 46.                               | Married.....  | 47,395            | 35,815                | 42,525                                      | 45,045        | 33,290               | 39,030 |
| 47.                               | Separated.....  | 1,860             | 3,255                 | 1,485                                       | 1,285         | 1,365                | 1,860  |
| 48.                               | Widowed.....  | 5,270             | 7,805                 | 4,495                                       | 5,025         | 3,530                | 4,965  |
| 49.                               | Divorced.....   | 2,165             | 4,425                 | 1,565                                       | 1,115         | 1,230                | 1,880  |
| <b>by mother tongue</b>           |   |                   |                       |   |               |                      |        |
| 50.                               | Single responses.....                                 | 87,860            | 82,905                | 81,455                                      | 87,520        | 67,350               | 78,710 |
| 51.                               | English.....  | 72,130            | 63,985                | 78,655                                      | 82,530        | 55,765               | 70,310 |
| 52.                               | French.....   | 970               | 1,255                 | 715   | 705           | 1,900                | 2,460  |
| 53.                               | Non-official languages.....                           | 14,760            | 17,670                | 2,080                                       | 4,285         | 9,690                | 5,940  |
| 54.                               | Italian.....  | 5,410             | 3,850                 | 80  | 90            | 355                  | 530    |
| 55.                               | German.....   | 1,485             | 1,490                 | 740   | 1,550         | 1,305                | 390    |
| 56.                               | Chinese.....  | 495               | 1,170                 | 30  | 80            | 75                   | 140    |
| 57.                               | Ukrainian.....  | 760               | 595                   | 60  | 95            | 1,160                | 275    |
| 58.                               | Portuguese.....                                       | 520               | 3,380                 | 65  | 40            | 105                  | 590    |
| 59.                               | Other languages.....                                  | 6,090             | 7,175                 | 1,110                                       | 2,425         | 6,690                | 4,010  |
| 60.                               | Multiple responses.....                               | 3,840             | 3,935                 | 755   | 1,065         | 3,165                | 2,405  |



**Certaines caractéristiques des circonscriptions électorales fédérales (Ordonnance de représentation de 1987),  
recensement de 1986 - données intégrales**

| Kingston and<br>the Islands<br>(et les îles) | Kitchener | Lambton -<br>Middlesex | Lanark -<br>Carleton | Leeds -<br>Grenville | Lincoln | Caractéristiques                                      | N°         |
|--|-----------|------------------------|----------------------|----------------------|---------|---|------------|
| 94,900                                       | 101,460   | 74,835                 | 101,295              | 84,585               | 94,775  | <b>CARACTÉRISTIQUES DE LA POPULATION</b>              |            |
|  |           |                        |                      |                      |         | <b>Population totale.....</b>                         | <b>1.</b>  |
|  |           |                        |                      |                      |         | <b>selon le sexe et l'âge</b>                         |            |
| 46,160                                       | 49,390    | 37,415                 | 50,535               | 41,565               | 46,855  | <b>Hombres, total.....</b>                            | <b>2.</b>  |
| 3,125  | 3,475     | 2,960                  | 4,230                | 2,785                | 3,600   | 0 - 4 ans.....  | 3.         |
| 2,985  | 3,395     | 2,855                  | 4,095                | 2,745                | 3,490   | 5 - 9 ans.....  | 4.         |
| 2,975  | 3,515     | 2,990                  | 4,160                | 3,045                | 3,740   | 10 - 14 ans.....                                      | 5.         |
| 670  | 855       | 715                    | 875                  | 675                  | 810     | 15 ans.....   | 6.         |
| 675  | 810       | 675                    | 790                  | 725                  | 845     | 16 ans.....   | 7.         |
| 650  | 790       | 610                    | 780                  | 645                  | 760     | 17 ans.....   | 8.         |
| 35,080                                       | 36,555    | 26,610                 | 35,600               | 30,950               | 33,615  | 18 ans et plus.....                                   | 9.         |
| 1,485  | 1,610     | 1,175                  | 1,455                | 1,335                | 1,550   | 18 - 19 ans.....                                      | 10.        |
| 5,200  | 5,015     | 2,920                  | 3,580                | 3,285                | 3,810   | 20 - 24 ans.....                                      | 11.        |
| 4,495  | 4,775     | 2,800                  | 3,980                | 3,095                | 3,630   | 25 - 29 ans.....                                      | 12.        |
| 3,845  | 4,145     | 2,795                  | 4,655                | 3,235                | 3,825   | 30 - 34 ans.....                                      | 13.        |
| 3,460  | 3,840     | 2,720                  | 4,935                | 3,260                | 3,820   | 35 - 39 ans.....                                      | 14.        |
| 2,905  | 3,130     | 2,480                  | 3,965                | 2,775                | 3,235   | 40 - 44 ans.....                                      | 15.        |
| 2,490  | 2,695     | 1,970                  | 2,865                | 2,345                | 2,835   | 45 - 49 ans.....                                      | 16.        |
| 2,365  | 2,520     | 1,830                  | 2,260                | 2,145                | 2,550   | 50 - 54 ans.....                                      | 17.        |
| 2,270  | 2,545     | 1,865                  | 2,015                | 2,165                | 2,305   | 55 - 59 ans.....                                      | 18.        |
| 2,095  | 2,180     | 1,730                  | 1,825                | 2,105                | 2,075   | 60 - 64 ans.....                                      | 19.        |
| 3,020  | 2,580     | 2,690                  | 2,675                | 3,360                | 2,640   | 65 - 74 ans.....                                      | 20.        |
| 1,210  | 1,230     | 1,305                  | 1,125                | 1,530                | 1,090   | 75 - 84 ans.....                                      | 21.        |
| 245  | 280       | 325                    | 270                  | 315                  | 260     | 85 ans et plus.....                                   | 22.        |
| 48,740                                       | 52,070    | 37,420                 | 50,760               | 43,015               | 47,920  | <b>Femmes, total.....</b>                             | <b>23.</b> |
| 2,905  | 3,330     | 2,780                  | 4,055                | 2,725                | 3,370   | 0 - 4 ans.....  | 24.        |
| 2,785  | 3,325     | 2,845                  | 3,850                | 2,720                | 3,295   | 5 - 9 ans.....  | 25.        |
| 2,700  | 3,465     | 2,970                  | 3,815                | 2,830                | 3,725   | 10 - 14 ans.....                                      | 26.        |
| 675  | 790       | 700                    | 795                  | 645                  | 775     | 15 ans.....   | 27.        |
| 640  | 735       | 610                    | 810                  | 680                  | 775     | 16 ans.....   | 28.        |
| 625  | 790       | 580                    | 710                  | 610                  | 735     | 17 ans.....   | 29.        |
| 38,405                                       | 39,630    | 26,940                 | 36,730               | 32,805               | 35,240  | 18 ans et plus.....                                   | 30.        |
| 1,435  | 1,550     | 1,055                  | 1,310                | 1,220                | 1,525   | 18 - 19 ans.....                                      | 31.        |
| 5,195  | 5,000     | 2,630                  | 3,420                | 3,220                | 3,715   | 20 - 24 ans.....                                      | 32.        |
| 4,625  | 4,725     | 2,710                  | 4,310                | 3,180                | 3,865   | 25 - 29 ans.....                                      | 33.        |
| 3,925  | 4,215     | 2,765                  | 4,955                | 3,240                | 4,095   | 30 - 34 ans.....                                      | 34.        |
| 3,560  | 3,990     | 2,755                  | 4,875                | 3,250                | 4,005   | 35 - 39 ans.....                                      | 35.        |
| 2,970  | 3,185     | 2,265                  | 3,605                | 2,690                | 3,220   | 40 - 44 ans.....                                      | 36.        |
| 2,495  | 2,590     | 1,890                  | 2,535                | 2,220                | 2,670   | 45 - 49 ans.....                                      | 37.        |
| 2,475  | 2,600     | 1,715                  | 2,085                | 2,180                | 2,435   | 50 - 54 ans.....                                      | 38.        |
| 2,345  | 2,655     | 1,800                  | 1,980                | 2,275                | 2,265   | 55 - 59 ans.....                                      | 39.        |
| 2,535  | 2,470     | 1,890                  | 2,095                | 2,340                | 2,225   | 60 - 64 ans.....                                      | 40.        |
| 3,855  | 3,585     | 2,935                  | 3,220                | 3,950                | 2,930   | 65 - 74 ans.....                                      | 41.        |
| 2,160  | 2,305     | 1,795                  | 1,735                | 2,215                | 1,660   | 75 - 84 ans.....                                      | 42.        |
| 835  | 760       | 730                    | 610                  | 825                  | 635     | 85 ans et plus.....                                   | 43.        |
|  |           |                        |                      |                      |         | <b>selon l'état matrimonial</b>                       |            |
| 39,770                                       | 41,490    | 30,640                 | 41,855               | 32,315               | 38,505  | <b>Célibataires (jamais marié(s), total.....</b>      | <b>44.</b> |
| 22,290                                       | 20,980    | 13,235                 | 17,650               | 15,455               | 17,285  | Célibataires (jamais marié(s), 15<br>ans et plus..... | 45.        |
| 44,190                                       | 49,230    | 38,035                 | 51,575               | 43,620               | 48,845  | Marié(s).....   | 46.        |
| 2,725  | 2,590     | 990                    | 1,815                | 1,530                | 1,580   | Séparé(s).....  | 47.        |
| 5,335  | 5,280     | 4,205                  | 4,440                | 5,225                | 4,140   | Veufs (ves).....                                      | 48.        |
| 2,880  | 2,870     | 975                    | 1,615                | 1,900                | 1,705   | Divorcé(s).....                                       | 49.        |
|  |           |                        |                      |                      |         | <b>selon la langue maternelle</b>                     |            |
| 92,880                                       | 97,130    | 73,595                 | 99,450               | 83,275               | 90,150  | <b>Réponses uniques.....</b>                          | <b>50.</b> |
| 83,630                                       | 78,375    | 66,995                 | 91,850               | 78,540               | 70,325  | Anglais.....  | 51.        |
| 2,390  | 1,235     | 525                    | 3,215                | 1,545                | 1,035   | Français.....   | 52.        |
| 6,860  | 17,515    | 6,080                  | 4,385                | 3,185                | 18,785  | Langues non officielles.....                          | 53.        |
| 635  | 400       | 90                     | 305                  | 100                  | 4,940   | Italien.....  | 54.        |
| 845  | 6,880     | 795                    | 940                  | 700                  | 1,935   | Allemand.....   | 55.        |
| 485  | 460       | 50                     | 560                  | 195                  | 200     | Chinois.....  | 56.        |
| 180  | 500       | 170                    | 165                  | 120                  | 1,325   | Ukrainien.....  | 57.        |
| 1,435  | 1,980     | 1,090                  | 40                   | 10                   | 250     | Portugais.....  | 58.        |
| 3,280  | 7,300     | 3,885                  | 2,380                | 2,065                | 10,140  | Autres langues.....                                   | 59.        |
| 2,020  | 4,330     | 1,235                  | 1,850                | 1,310                | 4,625   | Réponses multiples.....                               | 60.        |

## Selected Characteristics for Federal Electoral Districts (1987 Representation Order), 1986 Census - 100% data

| No.  | Characteristics  | Hamilton Mountain | Hamilton West (Ouest) | Hastings - Frontenac - Lennox and Addington | Huron - Bruce | Kenora - Rainy River | Kent   |
|--|--|-------------------|-----------------------|---|---------------|----------------------|--------|
| <b>DWELLING CHARACTERISTICS</b>              |  |                   |                       |   |               |                      |        |
| 1.   | Total number of occupied private dwellings.....            | 33,120            | 39,050                | 27,905                                      | 30,780        | 23,715               | 28,860 |
| by tenure                                    |  |                   |                       |   |               |                      |        |
| 2.   | Owned.....   | 23,055            | 14,790                | 22,385                                      | 23,755        | 15,860               | 18,920 |
| 3.   | Rented.....  | 10,070            | 24,265                | 5,520                                       | 7,030         | 6,205                | 9,440  |
| 4.   | On reserve(1).....   | -                 | -                     | -   | -             | 1,650                | 500    |
| by type of dwelling                          |  |                   |                       |   |               |                      |        |
| 5.   | Single-detached house.....                                 | 22,045            | 12,820                | 23,450                                      | 26,005        | 18,715               | 21,235 |
| 6.   | Apartment, 5 or more storeys.....                          | 5,630             | 14,980                | 145   | 75            | 120                  | 1,320  |
| 7.   | Movable dwelling.....                                      | -                 | 5                     | 260   | 410           | 1,045                | 75     |
| 8.   | All other types (2).....                                   | 5,450             | 11,250                | 4,045                                       | 4,290         | 3,835                | 6,230  |
| <b>HOUSEHOLD CHARACTERISTICS</b>             |  |                   |                       |   |               |                      |        |
| Private Households                           |  |                   |                       |   |               |                      |        |
| 9.   | Total number of private households.....                    | 33,125            | 39,050                | 27,905                                      | 30,785        | 23,715               | 28,860 |
| by size of household                         |  |                   |                       |   |               |                      |        |
| 10.  | 1 person.....  | 6,275             | 16,105                | 4,640                                       | 6,175         | 4,865                | 6,455  |
| 11.  | 2 persons.....   | 10,750            | 11,785                | 9,135                                       | 9,675         | 6,885                | 8,505  |
| 12.  | 3 persons.....   | 6,450             | 4,855                 | 4,970                                       | 4,710         | 3,915                | 4,925  |
| 13.  | 4 - 5 persons.....   | 8,695             | 5,270                 | 8,060                                       | 8,865         | 6,705                | 7,905  |
| 14.  | 6 - 9 persons.....   | 940               | 1,005                 | 1,075                                       | 1,325         | 1,255                | 1,050  |
| 15.  | 10 or more persons.....                                    | 5                 | 35                    | 20  | 35            | 95                   | 20     |
| by number of families                        |  |                   |                       |   |               |                      |        |
| 16.  | Non-family household.....                                  | 7,140             | 18,490                | 5,365                                       | 6,965         | 5,715                | 7,320  |
| 17.  | 1 census family.....                                       | 25,630            | 20,215                | 22,220                                      | 23,710        | 17,780               | 21,350 |
| 18.  | 2 or more census families.....                             | 355               | 345                   | 315   | 105           | 220                  | 190    |
| Persons in Private Households                |  |                   |                       |   |               |                      |        |
| 19.  | Total.....   | 90,385            | 83,855                | 79,515                                      | 86,920        | 68,590               | 79,250 |
| 20.  | Average number of persons per household.....               | 2.7               | 2.1                   | 2.8   | 2.8           | 2.9                  | 2.7    |
| <b>CENSUS FAMILY CHARACTERISTICS</b>         |  |                   |                       |   |               |                      |        |
| Census Families                              |  |                   |                       |   |               |                      |        |
| 21.  | Total number of census families in private households..... | 26,340            | 20,920                | 22,860                                      | 23,925        | 18,225               | 21,735 |
| by size of family                            |  |                   |                       |   |               |                      |        |
| 22.  | 2 persons.....   | 11,245            | 11,055                | 9,610                                       | 9,570         | 6,980                | 8,560  |
| 23.  | 3 persons.....   | 6,240             | 4,415                 | 4,855                                       | 4,545         | 3,860                | 4,805  |
| 24.  | 4 persons.....   | 6,100             | 3,430                 | 5,530                                       | 5,755         | 4,515                | 5,275  |
| 25.  | 5 or more persons.....                                     | 2,755             | 2,015                 | 2,870                                       | 4,055         | 2,870                | 3,105  |
| by family structure and presence of children |  |                   |                       |   |               |                      |        |
| 26.  | Number of husband-wife families.....                       | 23,295            | 17,380                | 20,765                                      | 22,130        | 16,115               | 19,130 |
| 27.  | With no children at home.....                              | 9,505             | 8,890                 | 8,405                                       | 8,575         | 5,885                | 7,165  |
| 28.  | With children at home.....                                 | 13,785            | 8,485                 | 12,355                                      | 13,560        | 10,235               | 11,965 |
| 29.  | 1 child at home.....                                       | 5,300             | 3,425                 | 4,230                                       | 4,010         | 3,260                | 3,940  |
| 30.  | 2 children at home.....                                    | 5,825             | 3,165                 | 5,325                                       | 5,555         | 4,250                | 5,010  |
| 31.  | 3 or more children at home.....                            | 2,660             | 1,895                 | 2,800                                       | 3,990         | 2,720                | 3,010  |
| 32.  | Number of lone-parent families.....                        | 3,045             | 3,540                 | 2,100                                       | 1,790         | 2,110                | 2,610  |
| 33.  | Male parent.....   | 490               | 565                   | 480   | 385           | 555                  | 445    |
| 34.  | 1 child at home.....                                       | 280               | 365                   | 295   | 205           | 290                  | 245    |
| 35.  | 2 children at home.....                                    | 160               | 140                   | 120   | 110           | 155                  | 140    |
| 36.  | 3 or more children at home.....                            | 50                | 60                    | 60  | 65            | 110                  | 65     |
| 37.  | Female parent.....   | 2,555             | 2,980                 | 1,620                                       | 1,410         | 1,555                | 2,160  |
| 38.  | 1 child at home.....                                       | 1,455             | 1,800                 | 905   | 785           | 805                  | 1,150  |
| 39.  | 2 children at home.....                                    | 785               | 850                   | 505   | 430           | 445                  | 725    |
| 40.  | 3 or more children at home.....                            | 315               | 325                   | 210   | 195           | 300                  | 285    |

**Certaines caractéristiques des circonscriptions électorales fédérales (Ordonnance de représentation de 1987),  
recensement de 1986 - données intégrales**

| Kingston and<br>the Islands<br>(et les Îles)                         | Kitchener | Lambton -<br>Middlesex | Lanark -<br>Carleton | Leeds -<br>Grenville | Lincoln | Caractéristiques  | N°  |
|--|-----------|------------------------|----------------------|----------------------|---------|---|-----|
| <b>CARACTÉRISTIQUES DU LOGEMENT</b>                                  |           |                        |                      |                      |         |   |     |
| 35,755   | 37,455    | 24,835                 | 33,700               | 30,535               | 31,165  | Nombre total de logements privés occupés.....                           | 1.  |
| <b>selon le mode d'occupation</b>                                    |           |                        |                      |                      |         |   |     |
| 19,480   | 21,340    | 19,790                 | 26,430               | 22,380               | 22,885  | Possédé.....  | 2.  |
| 16,270   | 16,115    | 4,825                  | 7,270                | 8,150                | 8,280   | Loué.....   | 3.  |
| -  | -         | 225                    | -                    | -                    | -       | Dans une réserve(1).....  | 4.  |
| <b>selon le type de logement</b>                                     |           |                        |                      |                      |         |   |     |
| 17,900   | 19,155    | 22,030                 | 25,030               | 23,160               | 21,195  | Maison individuelle non attenante.....                                  | 5.  |
| 4,905  | 5,150     | 5                      | 245                  | 745                  | 4,105   | Appartement, 5 étages ou plus.....                                      | 6.  |
| 180  | 5         | 205                    | 255                  | 155                  | 15      | Logement mobile.....  | 7.  |
| 12,775   | 13,150    | 2,600                  | 8,170                | 6,470                | 5,850   | Tous autres types(2).....   | 8.  |
| <b>CARACTÉRISTIQUES DU MÉNAGE</b>                                    |           |                        |                      |                      |         |   |     |
| <b>Ménages privés</b>  |           |                        |                      |                      |         |   |     |
| 35,755   | 37,455    | 24,835                 | 33,700               | 30,530               | 31,170  | Nombre total de ménages privés.....                                     | 9.  |
| <b>selon la taille du ménage</b>                                     |           |                        |                      |                      |         |   |     |
| 9,105  | 8,645     | 4,240                  | 5,055                | 6,085                | 4,415   | 1 personne.....   | 10. |
| 11,770   | 11,520    | 7,630                  | 10,005               | 10,215               | 8,975   | 2 personnes.....  | 11. |
| 6,060  | 6,570     | 4,160                  | 6,385                | 5,410                | 6,045   | 3 personnes.....  | 12. |
| 7,970  | 9,675     | 7,590                  | 11,225               | 7,935                | 10,445  | 4 - 5 personnes.....  | 13. |
| 835  | 1,025     | 1,205                  | 1,015                | 875                  | 1,275   | 6 - 9 personnes.....  | 14. |
| 10   | 25        | 10                     | 5                    | 10                   | 10      | 10 personnes ou plus.....   | 15. |
| <b>selon le nombre de familles</b>                                   |           |                        |                      |                      |         |   |     |
| 11,170   | 10,260    | 4,830                  | 6,010                | 7,105                | 5,075   | Ménage non familial.....  | 16. |
| 24,300   | 26,890    | 19,860                 | 27,430               | 23,225               | 25,710  | 1 famille de recensement.....   | 17. |
| 290  | 305       | 140                    | 260                  | 200                  | 375     | 2 familles de recensement ou plus.....                                  | 18. |
| <b>Personnes dans les ménages privés</b>                             |           |                        |                      |                      |         |   |     |
| 90,300   | 99,640    | 72,760                 | 98,765               | 82,365               | 93,505  | Total.....  | 19. |
| 2.5  | 2.7       | 2.9                    | 2.9                  | 2.7                  | 3.0     | Nombre moyen de personnes par ménage.....                               | 20. |
| <b>CARACTÉRISTIQUES DE LA FAMILLE DE<br/>RECENSEMENT</b>             |           |                        |                      |                      |         |   |     |
| <b>Familles de recensement</b>                                       |           |                        |                      |                      |         |   |     |
| 24,880   | 27,510    | 20,155                 | 27,950               | 23,625               | 26,475  | Nombre total de familles de recensement dans<br>les ménages privés..... | 21. |
| <b>selon la taille de la famille</b>                                 |           |                        |                      |                      |         |   |     |
| 11,285   | 11,375    | 7,735                  | 10,245               | 10,320               | 9,490   | 2 personnes.....  | 22. |
| 5,670  | 6,275     | 4,070                  | 6,205                | 5,160                | 6,015   | 3 personnes.....  | 23. |
| 5,545  | 6,825     | 4,925                  | 7,990                | 5,600                | 7,400   | 4 personnes.....  | 24. |
| 2,385  | 3,030     | 3,415                  | 3,520                | 2,545                | 3,565   | 5 personnes ou plus.....  | 25. |
| <b>selon la structure de la famille et la<br/>présence d'enfants</b> |           |                        |                      |                      |         |   |     |
| 21,420   | 24,165    | 18,635                 | 25,350               | 21,370               | 24,080  | Nombre de familles époux-épouse.....                                    | 26. |
| 9,240  | 9,480     | 6,895                  | 8,800                | 8,985                | 8,150   | Sans enfants à la maison.....   | 27. |
| 12,180   | 14,685    | 11,740                 | 16,550               | 12,385               | 15,930  | Avec enfants à la maison.....   | 28. |
| 4,645  | 5,255     | 3,625                  | 5,350                | 4,495                | 5,240   | 1 enfant à la maison.....   | 29. |
| 5,230  | 6,505     | 4,760                  | 7,755                | 5,395                | 7,180   | 2 enfants à la maison.....  | 30. |
| 2,305  | 2,925     | 3,355                  | 3,445                | 2,500                | 3,505   | 3 enfants ou plus à la maison.....                                      | 31. |
| 3,465  | 3,340     | 1,515                  | 2,595                | 2,255                | 2,395   | Nombre de familles monoparentales.....                                  | 32. |
| 505  | 545       | 390                    | 590                  | 480                  | 420     | Parent de sexe masculin.....  | 33. |
| 330  | 325       | 200                    | 335                  | 295                  | 230     | 1 enfant à la maison.....   | 34. |
| 135  | 160       | 140                    | 185                  | 125                  | 130     | 2 enfants à la maison.....  | 35. |
| 45   | 60        | 55                     | 70                   | 55                   | 55      | 3 enfants ou plus à la maison.....                                      | 36. |
| 2,955  | 2,800     | 1,120                  | 2,005                | 1,775                | 1,975   | Parent de sexe féminin.....   | 37. |
| 1,710  | 1,570     | 640                    | 1,105                | 1,040                | 1,105   | 1 enfant à la maison.....   | 38. |
| 890  | 860       | 305                    | 670                  | 540                  | 650     | 2 enfants à la maison.....  | 39. |
| 345  | 365       | 175                    | 235                  | 195                  | 215     | 3 enfants ou plus à la maison.....                                      | 40. |

## Selected Characteristics for Federal Electoral Districts (1987 Representation Order), 1986 Census - 100% data

| No.  | Characteristics  | Hamilton Mountain | Hamilton West (Ouest) | Hastings - Frontenac - Lennox and Addington | Huron - Bruce | Kenora - Rainy River | Kent   |
|--|--|-------------------|-----------------------|---|---------------|----------------------|--------|
| <b>CENSUS FAMILY CHARACTERISTICS (concluded)</b> |  |                   |                       |   |               |                      |        |
| <b>Children in Census Families</b>               |  |                   |                       |   |               |                      |        |
| 1.   | Total number of children at home.....                        | 30,545            | 21,715                | 27,565                                      | 31,725        | 25,120               | 28,320 |
| by age   |  |                   |                       |   |               |                      |        |
| 2.   | Under 6 years of age.....                                    | 6,450             | 5,435                 | 6,495                                       | 8,340         | 6,650                | 7,385  |
| 3.   | 6 - 14 years.....  | 9,390             | 6,945                 | 10,900                                      | 12,550        | 9,960                | 10,790 |
| 4.   | 15 - 17 years.....   | 3,890             | 2,530                 | 3,845                                       | 4,135         | 3,195                | 3,625  |
| 5.   | 18 - 24 years.....   | 8,185             | 4,690                 | 4,795                                       | 5,315         | 4,070                | 5,140  |
| 6.   | 25 years and over.....                                       | 2,630             | 2,120                 | 1,525                                       | 1,385         | 1,245                | 1,380  |
| 7.   | Average number of children per census family(3).....         | 1.2               | 1.0                   | 1.2   | 1.3           | 1.4                  | 1.3    |
| <b>Persons in Private Households</b>             |  |                   |                       |   |               |                      |        |
| by census family status and living arrangements  |  |                   |                       |   |               |                      |        |
| 8.   | Total number of persons.....                                 | 90,385            | 83,855                | 79,510                                      | 86,920        | 68,590               | 79,245 |
| 9.   | Number of non-family persons.....                            | 10,210            | 23,840                | 8,320                                       | 9,135         | 9,135                | 10,065 |
| 10.  | Living with relatives(4).....                                | 2,515             | 3,495                 | 2,330                                       | 1,625         | 2,440                | 2,070  |
| 11.  | Living with non-relatives only.....                          | 1,420             | 4,245                 | 1,345                                       | 1,330         | 1,835                | 1,540  |
| 12.  | Living alone.....  | 6,275             | 16,100                | 4,640                                       | 6,175         | 4,865                | 6,450  |
| 13.  | Number of family persons.....                                | 80,175            | 60,010                | 71,190                                      | 77,785        | 59,460               | 69,185 |
| 14.  | Average number of persons per census family.....             | 3.0               | 2.9                   | 3.1   | 3.3           | 3.3                  | 3.2    |
| 15.  | Total number of persons 65 years and over.....               | 10,715            | 13,480                | 10,065                                      | 11,600        | 6,660                | 8,875  |
| 16.  | Number of non-family persons 65 years and over.....          | 3,795             | 7,145                 | 3,455                                       | 4,120         | 2,625                | 3,495  |
| 17.  | Living with relatives(4).....                                | 955               | 1,070                 | 770   | 545           | 470                  | 500    |
| 18.  | Living with non-relatives only.....                          | 140               | 360                   | 175   | 175           | 100                  | 95     |
| 19.  | Living alone.....  | 2,705             | 5,715                 | 2,510                                       | 3,405         | 2,055                | 2,895  |
| 20.  | Number of family persons 65 years and over.....              | 6,920             | 6,335                 | 6,605                                       | 7,480         | 4,035                | 5,380  |
| <b>ECONOMIC FAMILY CHARACTERISTICS</b>           |  |                   |                       |   |               |                      |        |
| <b>Economic Families</b>                         |  |                   |                       |   |               |                      |        |
| 21.  | Total number of economic families in private households..... | 26,430            | 21,510                | 22,980                                      | 24,215        | 18,390               | 21,975 |
| by size of family                                |  |                   |                       |   |               |                      |        |
| 22.  | 2 persons.....   | 10,595            | 10,970                | 9,115                                       | 9,485         | 6,700                | 8,335  |
| 23.  | 3 persons.....   | 6,355             | 4,550                 | 4,895                                       | 4,650         | 3,870                | 4,840  |
| 24.  | 4 persons.....   | 6,195             | 3,465                 | 5,645                                       | 5,800         | 4,535                | 5,360  |
| 25.  | 5 or more persons.....                                       | 3,285             | 2,515                 | 3,330                                       | 4,275         | 3,285                | 3,440  |
| <b>Persons in Private Households</b>             |  |                   |                       |   |               |                      |        |
| 26.  | Total.....   | 90,385            | 83,855                | 79,515                                      | 86,915        | 68,595               | 79,245 |
| 27.  | Number of unattached individuals.....                        | 7,695             | 20,345                | 5,990                                       | 7,505         | 6,695                | 7,995  |
| 28.  | Number of economic family persons.....                       | 82,690            | 63,510                | 73,525                                      | 79,410        | 61,895               | 71,255 |
| 29.  | Average number of persons per economic family.....           | 3.1               | 3.0                   | 3.2   | 3.3           | 3.4                  | 3.2    |

**Certaines caractéristiques des circonscriptions électorales fédérales (Ordonnance de représentation de 1987),  
recensement de 1986 - données intégrales**

| Kingston and<br>the Islands<br>(et les îles) | Kitchener | Lambton -<br>Middlesex | Lanark -<br>Carleton | Leeds -<br>Grenville | Lincoln | Caractéristiques   | N°  |
|--|-----------|------------------------|----------------------|----------------------|---------|--|-----|
|  |           |                        |                      |                      |         | <b>CARACTÉRISTIQUES DE LA FAMILLE DE<br/>RECENSEMENT<br/>(fin)</b>                               |     |
|  |           |                        |                      |                      |         | <b>Enfants dans les familles de recensement.</b>   |     |
| 28,035                                       | 33,300    | 27,030                 | 36,165               | 27,050               | 34,965  | <b>Nombre total d'enfants à la maison.....</b>   | 1.  |
|  |           |                        |                      |                      |         | <b>selon l'âge</b>   |     |
| 6,970  | 7,930     | 6,725                  | 9,735                | 6,415                | 8,200   | Moins de 6 ans.....  | 2.  |
| 10,065                                       | 12,210    | 10,305                 | 14,075               | 10,000               | 12,715  | 6 - 14 ans.....  | 3.  |
| 3,655  | 4,480     | 3,665                  | 4,535                | 3,750                | 4,525   | 15 - 17 ans.....   | 4.  |
| 5,715  | 6,935     | 4,960                  | 6,160                | 5,370                | 7,615   | 18 - 24 ans.....   | 5.  |
| 1,620  | 1,740     | 1,380                  | 1,660                | 1,515                | 1,910   | 25 ans et plus.....  | 6.  |
| 1.1  | 1.2       | 1.3                    | 1.3                  | 1.1                  | 1.3     | <b>Nombre moyen d'enfants par famille de<br/>recensement (3).....</b>                            | 7.  |
|  |           |                        |                      |                      |         | <b>Personnes dans les ménages privés</b>   |     |
|  |           |                        |                      |                      |         | <b>selon la situation des particuliers dans<br/>la famille de recensement et modalité de vie</b> |     |
| 90,300                                       | 99,640    | 72,760                 | 98,760               | 82,365               | 93,505  | <b>Nombre total de personnes.....</b>  | 8.  |
| 15,965                                       | 14,670    | 6,940                  | 9,290                | 10,305               | 7,990   | Nombre de personnes hors famille.....  | 9.  |
| 2,785  | 2,850     | 1,625                  | 2,320                | 2,360                | 2,300   | Vivant avec des personnes apparentées (4)....  | 10. |
|  |           |                        |                      |                      |         | Vivant avec des personnes non apparentées<br>seulement.....                                      | 11. |
| 4,080  | 3,175     | 1,075                  | 1,915                | 1,860                | 1,270   | Vivant seules.....   | 12. |
| 9,105  | 8,645     | 4,245                  | 5,060                | 6,085                | 4,415   | Nombre de personnes dans les familles.....   | 13. |
| 74,330                                       | 84,970    | 65,815                 | 89,475               | 72,055               | 85,515  | <b>Nombre moyen de personnes par famille de<br/>recensement.....</b>                             | 14. |
| 3.0  | 3.1       | 3.3                    | 3.2                  | 3.0                  | 3.2     |  |     |
| 10,155                                       | 9,670     | 8,475                  | 8,800                | 11,095               | 8,425   | <b>Nombre total de personnes de 65 ans et plus...</b>  | 15. |
|  |           |                        |                      |                      |         | Nombre de personnes hors famille de 65 ans<br>et plus.....                                       | 16. |
| 4,115  | 4,015     | 3,010                  | 3,300                | 4,215                | 2,920   | Vivant avec des personnes apparentées (4)...   | 17. |
| 825  | 800       | 515                    | 755                  | 815                  | 845     | Vivant avec des personnes non apparentées<br>seulement.....                                      | 18. |
| 215  | 195       | 120                    | 140                  | 245                  | 120     | Vivant seules.....   | 19. |
| 3,075  | 3,015     | 2,380                  | 2,405                | 3,150                | 1,950   | Nombre de personnes de 65 ans et plus dans<br>les familles.....                                  | 20. |
| 6,040  | 5,655     | 5,465                  | 5,500                | 6,885                | 5,505   |  |     |
|  |           |                        |                      |                      |         | <b>CARACTÉRISTIQUES DE LA FAMILLE<br/>ÉCONOMIQUE</b>   |     |
|  |           |                        |                      |                      |         | <b>Familles économiques</b>  |     |
|  |           |                        |                      |                      |         | <b>Nombre total de familles économiques dans les<br/>ménages privés.....</b>                     | 21. |
|  |           |                        |                      |                      |         | <b>selon la taille de la famille</b>   |     |
| 11,030                                       | 11,035    | 7,530                  | 9,860                | 9,985                | 8,870   | 2 personnes.....   | 22. |
| 5,780  | 6,345     | 4,115                  | 6,245                | 5,315                | 6,005   | 3 personnes.....   | 23. |
| 5,610  | 6,900     | 4,975                  | 8,000                | 5,685                | 7,330   | 4 personnes.....   | 24. |
| 2,855  | 3,535     | 3,710                  | 4,025                | 2,930                | 4,230   | 5 personnes ou plus.....   | 25. |
|  |           |                        |                      |                      |         | <b>Personnes dans les ménages privés</b>   |     |
| 90,300                                       | 99,640    | 72,760                 | 98,765               | 82,365               | 93,510  | <b>Total.....</b>  | 26. |
| 13,185                                       | 11,820    | 5,320                  | 6,975                | 7,945                | 5,685   | Nombre de personnes seules.....  | 27. |
| 77,115                                       | 87,815    | 67,445                 | 91,790               | 74,415               | 87,825  | Nombre de personnes dans la famille<br>économique.....   | 28. |
| 3.1  | 3.2       | 3.3                    | 3.3                  | 3.1                  | 3.3     | <b>Nombre moyen de personnes par famille<br/>économique.....</b>                                 | 29. |

Selected Characteristics for Federal Electoral Districts (1987 Representation Order), 1986 Census - 100% data

| No.                               | Characteristics                                       | London - Middlesex | London East (Est) | London West (Ouest) | Markham | Mississauga East (Est) | Mississauga South (Sud) |
|-----------------------------------|---|--------------------|-------------------|---------------------|---------|------------------------|-------------------------|
| <b>POPULATION CHARACTERISTICS</b> |   |                    |                   |                     |         |                        |                         |
| 1.                                | Total population.....                                 | 94,705             | 96,830            | 103,615             | 129,735 | 113,215                | 96,035                  |
| <b>by sex and age</b>             |   |                    |                   |                     |         |                        |                         |
| 2.                                | Male, total.....                                      | 47,390             | 45,930            | 48,725              | 64,250  | 56,030                 | 47,735                  |
| 3.                                | 0 - 4 years.....                                      | 3,730              | 3,170             | 3,525               | 5,780   | 4,105                  | 3,250                   |
| 4.                                | 5 - 9 years.....                                      | 3,830              | 2,695             | 3,240               | 5,565   | 3,875                  | 3,075                   |
| 5.                                | 10 - 14 years.....                                    | 3,950              | 2,650             | 3,295               | 5,575   | 4,005                  | 3,405                   |
| 6.                                | 15 years.....   | 880                | 615               | 690                 | 1,265   | 885                    | 805                     |
| 7.                                | 16 years.....   | 900                | 605               | 725                 | 1,120   | 890                    | 785                     |
| 8.                                | 17 years.....   | 835                | 605               | 710                 | 995     | 830                    | 780                     |
| 9.                                | 18 years and over.....                                | 33,250             | 35,595            | 36,535              | 43,945  | 41,445                 | 35,640                  |
| 10.                               | 18 - 19 years.....                                    | 1,600              | 1,360             | 1,430               | 2,030   | 1,785                  | 1,695                   |
| 11.                               | 20 - 24 years.....                                    | 4,090              | 5,565             | 4,530               | 4,720   | 5,540                  | 4,820                   |
| 12.                               | 25 - 29 years.....                                    | 3,955              | 5,265             | 4,575               | 4,350   | 6,170                  | 4,210                   |
| 13.                               | 30 - 34 years.....                                    | 3,910              | 4,090             | 4,355               | 5,350   | 5,065                  | 3,620                   |
| 14.                               | 35 - 39 years.....                                    | 3,955              | 3,255             | 4,065               | 6,695   | 4,850                  | 3,690                   |
| 15.                               | 40 - 44 years.....                                    | 3,215              | 2,535             | 3,115               | 5,675   | 4,020                  | 3,480                   |
| 16.                               | 45 - 49 years.....                                    | 2,665              | 2,225             | 2,520               | 4,170   | 3,545                  | 3,130                   |
| 17.                               | 50 - 54 years.....                                    | 2,395              | 2,200             | 2,315               | 3,305   | 3,085                  | 2,875                   |
| 18.                               | 55 - 59 years.....                                    | 2,220              | 2,275             | 2,350               | 2,605   | 2,540                  | 2,775                   |
| 19.                               | 60 - 64 years.....                                    | 1,935              | 2,135             | 2,220               | 1,895   | 1,905                  | 2,070                   |
| 20.                               | 65 - 74 years.....                                    | 2,260              | 3,095             | 3,280               | 2,050   | 2,050                  | 2,325                   |
| 21.                               | 75 - 84 years.....                                    | 825                | 1,310             | 1,480               | 895     | 765                    | 800                     |
| 22.                               | 85 years and over.....                                | 230                | 280               | 285                 | 220     | 125                    | 150                     |
| 23.                               | Female, total.....                                    | 47,315             | 50,905            | 54,885              | 65,480  | 57,190                 | 48,300                  |
| 24.                               | 0 - 4 years.....                                      | 3,595              | 3,150             | 3,405               | 5,530   | 3,950                  | 2,955                   |
| 25.                               | 5 - 9 years.....                                      | 2,530              | 2,530             | 3,015               | 5,275   | 3,740                  | 2,890                   |
| 26.                               | 10 - 14 years.....                                    | 3,795              | 2,530             | 3,095               | 5,370   | 3,775                  | 3,270                   |
| 27.                               | 15 years.....   | 830                | 575               | 705                 | 1,160   | 825                    | 790                     |
| 28.                               | 16 years.....   | 800                | 580               | 680                 | 1,060   | 810                    | 805                     |
| 29.                               | 17 years.....   | 765                | 600               | 680                 | 980     | 780                    | 765                     |
| 30.                               | 18 years and over.....                                | 33,905             | 40,945            | 43,310              | 46,100  | 43,305                 | 36,825                  |
| 31.                               | 18 - 19 years.....                                    | 1,380              | 1,455             | 1,450               | 1,815   | 1,705                  | 1,625                   |
| 32.                               | 20 - 24 years.....                                    | 3,970              | 6,220             | 5,060               | 4,480   | 5,795                  | 4,500                   |
| 33.                               | 25 - 29 years.....                                    | 4,190              | 5,455             | 5,265               | 5,085   | 6,230                  | 4,035                   |
| 34.                               | 30 - 34 years.....                                    | 4,265              | 4,115             | 4,830               | 6,335   | 5,345                  | 3,815                   |
| 35.                               | 35 - 39 years.....                                    | 4,065              | 3,440             | 4,385               | 7,195   | 5,125                  | 3,975                   |
| 36.                               | 40 - 44 years.....                                    | 3,275              | 2,750             | 3,350               | 5,440   | 4,035                  | 3,610                   |
| 37.                               | 45 - 49 years.....                                    | 2,655              | 2,405             | 2,760               | 3,735   | 3,400                  | 3,095                   |
| 38.                               | 50 - 54 years.....                                    | 2,350              | 2,385             | 2,565               | 2,930   | 2,845                  | 2,790                   |
| 39.                               | 55 - 59 years.....                                    | 2,145              | 2,495             | 2,600               | 2,410   | 2,360                  | 2,525                   |
| 40.                               | 60 - 64 years.....                                    | 1,925              | 2,720             | 2,850               | 1,915   | 2,095                  | 2,240                   |
| 41.                               | 65 - 74 years.....                                    | 2,260              | 4,135             | 4,610               | 2,670   | 2,735                  | 2,695                   |
| 42.                               | 75 - 84 years.....                                    | 1,010              | 2,490             | 2,825               | 1,535   | 1,300                  | 1,385                   |
| 43.                               | 85 years and over.....                                | 415                | 880               | 765                 | 570     | 340                    | 540                     |
| <b>by marital status</b>          |   |                    |                   |                     |         |                        |                         |
| 44.                               | Single (never married), total.....                    | 40,300             | 40,520            | 41,535              | 56,595  | 47,555                 | 39,750                  |
| 45.                               | Single (never married), 15 years of age and over..... | 17,755             | 23,805            | 21,960              | 23,500  | 24,115                 | 20,910                  |
| 46.                               | Married.....  | 46,955             | 43,395            | 50,480              | 65,435  | 55,485                 | 48,190                  |
| 47.                               | Separated.....  | 2,240              | 3,485             | 2,780               | 1,900   | 3,125                  | 2,175                   |
| 48.                               | Widowed.....  | 3,230              | 5,855             | 5,880               | 3,985   | 3,920                  | 3,810                   |
| 49.                               | Divorced.....   | 1,980              | 3,580             | 2,945               | 1,815   | 3,125                  | 2,110                   |
| <b>by mother tongue</b>           |   |                    |                   |                     |         |                        |                         |
| 50.                               | Single responses.....                                 | 92,165             | 93,960            | 101,450             | 124,965 | 105,500                | 92,590                  |
| 51.                               | English.....  | 81,025             | 82,400            | 91,240              | 101,650 | 72,905                 | 76,505                  |
| 52.                               | French.....   | 835                | 1,065             | 1,090               | 1,435   | 1,775                  | 1,505                   |
| 53.                               | Non-official languages.....                           | 10,305             | 10,495            | 9,110               | 21,880  | 30,820                 | 14,580                  |
| 54.                               | Italian.....  | 1,415              | 1,335             | 970                 | 3,835   | 5,870                  | 2,590                   |
| 55.                               | German.....   | 1,265              | 1,130             | 1,460               | 1,950   | 1,690                  | 1,705                   |
| 56.                               | Chinese.....  | 360                | 440               | 580                 | 4,470   | 1,965                  | 640                     |
| 57.                               | Ukrainian.....  | 285                | 545               | 405                 | 405     | 1,710                  | 910                     |
| 58.                               | Portuguese.....                                       | 1,445              | 1,495             | 325                 | 355     | 3,205                  | 1,840                   |
| 59.                               | Other languages.....                                  | 5,540              | 5,555             | 5,375               | 10,865  | 16,380                 | 6,910                   |
| 60.                               | Multiple responses.....                               | 2,540              | 2,870             | 2,170               | 4,770   | 7,720                  | 3,440                   |

See note(s) and footnote(s) at end of publication.

**Certaines caractéristiques des circonscriptions électorales fédérales (Ordonnance de représentation de 1987),  
recensement de 1986 - données intégrales**

| Mississauga<br>West (Ouest) | Nepean | Niagara Falls | Nickel Belt | Nipissing | Northumberland | Caractéristiques  | N°  |
|-----------------------------|--------|---------------|-------------|-----------|----------------|---|-----|
|                             |        |               |             |           |                | <b>CARACTÉRISTIQUES DE LA POPULATION</b>                |     |
| 130,735                     | 95,490 | 84,600        | 74,605      | 71,925    | 83,015         | Population totale.....                                  | 1.  |
|                             |        |               |             |           |                | <b>selon le sexe et l'âge</b>                           |     |
| 64,990                      | 47,385 | 41,200        | 37,650      | 35,255    | 41,175         | Hommes, total.....                                      | 2.  |
| 6,445                       | 3,425  | 2,755         | 2,490       | 2,640     | 2,840          | 0 - 4 ans.....  | 3.  |
| 6,025                       | 3,165  | 2,715         | 3,265       | 2,570     | 2,885          | 5 - 9 ans.....  | 4.  |
| 5,835                       | 3,525  | 2,960         | 4,010       | 2,935     | 3,060          | 10 - 14 ans.....  | 5.  |
| 1,085                       | 865    | 735           | 900         | 660       | 660            | 15 ans.....   | 6.  |
| 1,065                       | 800    | 725           | 800         | 690       | 660            | 16 ans.....   | 7.  |
| 955                         | 855    | 660           | 775         | 645       | 690            | 17 ans.....   | 8.  |
| 43,580                      | 34,760 | 30,645        | 25,405      | 25,115    | 30,380         | 18 ans et plus.....                                     | 9.  |
| 1,850                       | 1,620  | 1,395         | 1,345       | 1,155     | 1,240          | 18 - 19 ans.....  | 10. |
| 4,750                       | 4,755  | 3,550         | 2,825       | 3,085     | 3,415          | 20 - 24 ans.....  | 11. |
| 5,930                       | 4,585  | 3,325         | 2,400       | 2,915     | 3,250          | 25 - 29 ans.....  | 12. |
| 6,650                       | 3,935  | 3,080         | 2,730       | 2,535     | 3,195          | 30 - 34 ans.....  | 13. |
| 7,325                       | 3,985  | 2,935         | 3,425       | 2,575     | 3,035          | 35 - 39 ans.....  | 14. |
| 5,400                       | 3,385  | 2,520         | 2,810       | 2,220     | 2,505          | 40 - 44 ans.....  | 15. |
| 3,640                       | 3,125  | 2,140         | 2,295       | 2,015     | 2,190          | 45 - 49 ans.....  | 16. |
| 2,505                       | 2,820  | 2,220         | 2,055       | 2,005     | 2,185          | 50 - 54 ans.....  | 17. |
| 1,915                       | 2,335  | 2,475         | 1,910       | 1,785     | 2,205          | 55 - 59 ans.....  | 18. |
| 1,445                       | 1,835  | 2,325         | 1,430       | 1,505     | 2,140          | 60 - 64 ans.....  | 19. |
| 1,490                       | 1,775  | 3,090         | 1,685       | 2,225     | 3,315          | 65 - 74 ans.....  | 20. |
| 570                         | 500    | 1,320         | 430         | 925       | 1,440          | 75 - 84 ans.....  | 21. |
| 105                         | 100    | 270           | 65          | 170       | 265            | 85 ans et plus.....                                     | 22. |
| 65,745                      | 48,100 | 43,395        | 36,960      | 36,675    | 41,840         | Femmes, total.....                                      | 23. |
| 6,075                       | 3,225  | 2,485         | 2,465       | 2,515     | 2,665          | 0 - 4 ans.....  | 24. |
| 5,845                       | 2,975  | 2,545         | 3,150       | 2,465     | 2,790          | 5 - 9 ans.....  | 25. |
| 5,500                       | 3,340  | 2,815         | 3,475       | 2,735     | 2,820          | 10 - 14 ans.....  | 26. |
| 1,110                       | 775    | 745           | 805         | 625       | 630            | 15 ans.....   | 27. |
| 965                         | 775    | 670           | 760         | 590       | 625            | 16 ans.....   | 28. |
| 865                         | 815    | 650           | 700         | 515       | 580            | 17 ans.....   | 29. |
| 45,400                      | 36,190 | 33,485        | 25,595      | 27,230    | 31,735         | 18 ans et plus.....                                     | 30. |
| 1,785                       | 1,485  | 1,370         | 1,270       | 1,105     | 1,145          | 18 - 19 ans.....  | 31. |
| 5,095                       | 4,755  | 3,515         | 2,825       | 3,350     | 3,125          | 20 - 24 ans.....  | 32. |
| 6,730                       | 4,500  | 3,430         | 2,805       | 2,950     | 3,150          | 25 - 29 ans.....  | 33. |
| 7,385                       | 4,245  | 3,320         | 3,155       | 2,685     | 3,080          | 30 - 34 ans.....  | 34. |
| 7,510                       | 4,370  | 3,145         | 3,360       | 2,715     | 3,025          | 35 - 39 ans.....  | 35. |
| 4,955                       | 3,690  | 2,565         | 2,635       | 2,340     | 2,375          | 40 - 44 ans.....  | 36. |
| 3,010                       | 3,245  | 2,245         | 2,185       | 2,090     | 2,240          | 45 - 49 ans.....  | 37. |
| 2,225                       | 2,605  | 2,365         | 1,915       | 1,920     | 2,125          | 50 - 54 ans.....  | 38. |
| 1,785                       | 2,230  | 2,540         | 1,705       | 1,770     | 2,250          | 55 - 59 ans.....  | 39. |
| 1,535                       | 1,880  | 2,655         | 1,415       | 1,735     | 2,480          | 60 - 64 ans.....  | 40. |
| 2,045                       | 2,035  | 3,655         | 1,615       | 2,760     | 3,955          | 65 - 74 ans.....  | 41. |
| 935                         | 860    | 1,985         | 570         | 1,365     | 2,110          | 75 - 84 ans.....  | 42. |
| 400                         | 295    | 685           | 145         | 445       | 680            | 85 ans et plus.....                                     | 43. |
|                             |        |               |             |           |                | <b>selon l'état matrimonial</b>                         |     |
| 57,540                      | 40,950 | 33,125        | 32,725      | 30,160    | 31,660         | Célibataires (jamais marié(e)s), total.....             | 44. |
|                             |        |               |             |           |                | Célibataires (jamais marié(e)s), 15<br>ans et plus..... | 45. |
| 21,825                      | 21,300 | 16,845        | 13,865      | 14,300    | 14,600         | Marié(e)s.....  | 46. |
| 64,440                      | 47,620 | 42,160        | 37,070      | 34,220    | 42,900         | Séparé(e)s.....   | 47. |
| 2,900                       | 2,090  | 2,045         | 1,285       | 1,885     | 1,595          | Veufs (ves).....  | 48. |
| 3,395                       | 2,775  | 5,070         | 2,490       | 4,025     | 5,005          | Divorcé(e)s.....  | 49. |
| 2,460                       | 2,055  | 2,205         | 1,035       | 1,640     | 1,855          |   |     |
|                             |        |               |             |           |                | <b>selon la langue maternelle</b>                       |     |
| 124,910                     | 92,115 | 80,850        | 68,810      | 67,240    | 81,960         | Réponses uniques.....                                   | 50. |
| 99,590                      | 75,850 | 66,230        | 42,375      | 47,930    | 77,675         | Anglais.....  | 51. |
| 2,255                       | 5,355  | 1,800         | 22,070      | 16,760    | 1,135          | Français.....   | 52. |
| 23,060                      | 10,910 | 12,810        | 4,355       | 2,550     | 3,155          | Langues non officielles.....                            | 53. |
| 3,415                       | 2,230  | 5,285         | 730         | 755       | 275            | Italien.....  | 54. |
| 1,820                       | 1,135  | 2,705         | 610         | 450       | 690            | Allemand.....   | 55. |
| 2,175                       | 1,395  | 250           | 50          | 175       | 125            | Chinois.....  | 56. |
| 830                         | 345    | 745           | 460         | 155       | 180            | Ukrainien.....  | 57. |
| 3,100                       | 135    | 50            | 25          | 30        | 20             | Portugais.....  | 58. |
| 11,730                      | 5,670  | 3,775         | 2,485       | 985       | 1,860          | Autres langues.....                                     | 59. |
| 5,830                       | 3,375  | 3,755         | 5,800       | 4,690     | 1,055          | Réponses multiples.....                                 | 60. |

## Selected Characteristics for Federal Electoral Districts (1987 Representation Order), 1986 Census - 100% data

| No.  | Characteristics  | London -<br>Middlesex | London East<br>(Est) | London West<br>(Ouest) | Markham | Mississauga<br>East (Est) | Mississauga<br>South (Sud) |
|--|--|-----------------------|----------------------|------------------------|---------|---------------------------|----------------------------|
| <b>DWELLING CHARACTERISTICS</b>              |  |                       |                      |                        |         |                           |                            |
| 1.   | Total number of occupied private dwellings.....            | 30,715                | 40,380               | 41,710                 | 38,220  | 38,905                    | 31,885                     |
| by tenure                                    |  |                       |                      |                        |         |                           |                            |
| 2.   | Owned.....   | 21,460                | 19,315               | 22,410                 | 32,455  | 19,665                    | 21,935                     |
| 3.   | Rented.....  | 9,255                 | 21,060               | 19,300                 | 5,765   | 19,240                    | 9,950                      |
| 4.   | On reserve(1).....   | -                     | -                    | -                      | -       | -                         | -                          |
| by type of dwelling                          |  |                       |                      |                        |         |                           |                            |
| 5.   | Single-detached house.....                                 | 20,165                | 19,130               | 21,195                 | 30,445  | 10,930                    | 17,530                     |
| 6.   | Apartment, 5 or more storeys.....                          | 2,115                 | 8,505                | 10,055                 | 2,775   | 17,115                    | 7,255                      |
| 7.   | Movable dwelling.....                                      | 270                   | 5                    | -                      | 10      | 10                        | 45                         |
| 8.   | All other types(2).....                                    | 8,165                 | 12,745               | 10,455                 | 4,990   | 10,855                    | 7,060                      |
| <b>HOUSEHOLD CHARACTERISTICS</b>             |  |                       |                      |                        |         |                           |                            |
| <b>Private Households</b>                    |  |                       |                      |                        |         |                           |                            |
| 9.   | Total number of private households.....                    | 30,715                | 40,380               | 41,710                 | 38,220  | 38,900                    | 31,885                     |
| by size of household                         |  |                       |                      |                        |         |                           |                            |
| 10.  | 1 person.....  | 3,900                 | 12,600               | 11,705                 | 3,310   | 7,070                     | 4,810                      |
| 11.  | 2 persons.....   | 9,170                 | 13,475               | 13,710                 | 8,595   | 11,280                    | 9,260                      |
| 12.  | 3 persons.....   | 6,185                 | 6,260                | 6,340                  | 7,720   | 7,395                     | 6,140                      |
| 13.  | 4 - 5 persons.....   | 10,240                | 7,230                | 9,060                  | 16,320  | 11,330                    | 10,305                     |
| 14.  | 6 - 9 persons.....   | 1,200                 | 810                  | 885                    | 2,255   | 1,785                     | 1,350                      |
| 15.  | 10 or more persons.....                                    | 20                    | 10                   | 5                      | 25      | 35                        | 15                         |
| by number of families                        |  |                       |                      |                        |         |                           |                            |
| 16.  | Non-family household.....                                  | 4,970                 | 15,485               | 13,780                 | 4,305   | 9,010                     | 6,010                      |
| 17.  | 1 census family.....                                       | 25,455                | 24,655               | 27,710                 | 32,905  | 28,955                    | 25,295                     |
| 18.  | 2 or more census families.....                             | 295                   | 240                  | 215                    | 1,005   | 940                       | 580                        |
| <b>Persons in Private Households</b>         |  |                       |                      |                        |         |                           |                            |
| 19.  | Total.....   | 92,640                | 94,450               | 102,540                | 128,690 | 112,535                   | 94,965                     |
| 20.  | Average number of persons per household.....               | 3.0                   | 2.3                  | 2.5                    | 3.4     | 2.9                       | 3.0                        |
| <b>CENSUS FAMILY CHARACTERISTICS</b>         |  |                       |                      |                        |         |                           |                            |
| <b>Census Families</b>                       |  |                       |                      |                        |         |                           |                            |
| 21.  | Total number of census families in private households..... | 26,050                | 25,140               | 28,150                 | 34,950  | 30,865                    | 26,475                     |
| by size of family                            |  |                       |                      |                        |         |                           |                            |
| 22.  | 2 persons.....   | 9,385                 | 12,335               | 12,895                 | 9,770   | 11,790                    | 9,930                      |
| 23.  | 3 persons.....   | 5,975                 | 5,630                | 5,995                  | 8,105   | 7,470                     | 6,050                      |
| 24.  | 4 persons.....   | 7,080                 | 4,990                | 6,350                  | 11,570  | 7,930                     | 7,030                      |
| 25.  | 5 or more persons.....                                     | 3,605                 | 2,185                | 2,910                  | 5,510   | 3,675                     | 3,460                      |
| by family structure and presence of children |  |                       |                      |                        |         |                           |                            |
| 26.  | Number of husband-wife families.....                       | 22,985                | 21,250               | 24,900                 | 32,230  | 27,165                    | 23,695                     |
| 27.  | With no children at home.....                              | 7,685                 | 9,990                | 10,955                 | 8,420   | 9,655                     | 8,285                      |
| 28.  | With children at home.....                                 | 15,300                | 11,265               | 13,940                 | 23,810  | 17,510                    | 15,410                     |
| 29.  | 1 child at home.....                                       | 4,995                 | 4,500                | 5,030                  | 7,095   | 6,320                     | 5,210                      |
| 30.  | 2 children at home.....                                    | 6,775                 | 4,665                | 6,070                  | 11,295  | 7,615                     | 6,795                      |
| 31.  | 3 or more children at home.....                            | 3,520                 | 2,095                | 2,845                  | 5,420   | 3,570                     | 3,400                      |
| 32.  | Number of lone-parent families.....                        | 3,065                 | 3,890                | 3,250                  | 2,720   | 3,700                     | 2,775                      |
| 33.  | Male parent.....   | 490                   | 560                  | 420                    | 545     | 660                       | 580                        |
| 34.  | 1 child at home.....                                       | 295                   | 375                  | 280                    | 290     | 400                       | 370                        |
| 35.  | 2 children at home.....                                    | 135                   | 135                  | 105                    | 185     | 190                       | 160                        |
| 36.  | 3 or more children at home.....                            | 65                    | 45                   | 35                     | 65      | 70                        | 55                         |
| 37.  | Female parent.....   | 2,575                 | 3,330                | 2,830                  | 2,180   | 3,040                     | 2,195                      |
| 38.  | 1 child at home.....                                       | 1,410                 | 1,970                | 1,655                  | 1,060   | 1,730                     | 1,270                      |
| 39.  | 2 children at home.....                                    | 845                   | 990                  | 855                    | 825     | 965                       | 685                        |
| 40.  | 3 or more children at home.....                            | 320                   | 365                  | 320                    | 290     | 345                       | 240                        |



**Certaines caractéristiques des circonscriptions électorales fédérales (Ordonnance de représentation de 1987),  
recensement de 1986 - données intégrales**

| Mississauga West (Ouest) | Nepean | Niagara Falls | Nickel Belt | Nipissing | Northumberland | Caractéristiques   | N°  |
|--------------------------|--------|---------------|-------------|-----------|----------------|--|-----|
|                          |        |               |             |           |                | <b>CARACTÉRISTIQUES DU LOGEMENT</b>                                  |     |
| 40,080                   | 31,830 | 30,435        | 23,520      | 25,055    | 29,755         | Nombre total de logements privés occupés.....                        | 1.  |
|                          |        |               |             |           |                | <b>selon le mode d'occupation</b>                                    |     |
| 27,700                   | 20,055 | 22,310        | 18,215      | 16,120    | 21,415         | Possédé.....   | 2.  |
| 12,380                   | 11,775 | 8,125         | 5,265       | 8,720     | 8,290          | Loué.....  | 3.  |
| -                        | -      | -             | 40          | 220       | 50             | Dans une réserve(1).....   | 4.  |
|                          |        |               |             |           |                | <b>selon le type de logement</b>                                     |     |
| 17,650                   | 16,155 | 22,325        | 18,340      | 15,935    | 22,305         | Maison individuelle non attenante.....                               | 5.  |
| 7,250                    | 4,110  | 1,075         | 905         | 1,320     | 995            | Appartement, 5 étages ou plus.....                                   | 6.  |
| 50                       | 280    | 115           | 420         | 125       | 305            | Logement mobile.....   | 7.  |
| 15,125                   | 11,285 | 6,920         | 3,850       | 7,675     | 6,155          | Tous autres types (2).....   | 8.  |
|                          |        |               |             |           |                | <b>CARACTÉRISTIQUES DU MÉNAGE</b>                                    |     |
|                          |        |               |             |           |                | <b>Ménages privés</b>  |     |
| 40,080                   | 31,830 | 30,430        | 23,520      | 25,055    | 29,755         | Nombre total de ménages privés.....                                  | 9.  |
|                          |        |               |             |           |                | <b>selon la taille du ménage</b>                                     |     |
| 4,350                    | 4,220  | 6,270         | 2,940       | 5,045     | 5,805          | 1 personne.....  | 10. |
| 9,565                    | 9,360  | 9,540         | 5,900       | 7,540     | 10,085         | 2 personnes.....   | 11. |
| 8,260                    | 6,870  | 5,490         | 4,675       | 4,560     | 5,240          | 3 personnes.....   | 12. |
| 15,790                   | 10,340 | 8,165         | 9,050       | 7,060     | 7,715          | 4 - 5 personnes.....   | 13. |
| 2,080                    | 1,030  | 960           | 950         | 825       | 895            | 6 - 9 personnes.....   | 14. |
| 30                       | 5      | 10            | 10          | 20        | 15             | 10 personnes ou plus.....  | 15. |
|                          |        |               |             |           |                | <b>selon le nombre de familles</b>                                   |     |
| 5,665                    | 5,805  | 7,260         | 3,355       | 5,885     | 6,675          | Ménage non familial.....   | 16. |
| 33,500                   | 25,710 | 22,885        | 19,960      | 19,000    | 22,845         | 1 famille de recensement.....  | 17. |
| 910                      | 315    | 290           | 200         | 170       | 235            | 2 familles de recensement ou plus.....                               | 18. |
|                          |        |               |             |           |                | <b>Personnes dans les ménages privés</b>                             |     |
| 129,685                  | 94,350 | 82,980        | 73,855      | 69,640    | 80,665         | Total.....   | 19. |
| 3.2                      | 3.0    | 2.7           | 3.1         | 2.8       | 2.7            | Nombre moyen de personnes par ménage.....                            | 20. |
|                          |        |               |             |           |                | <b>CARACTÉRISTIQUES DE LA FAMILLE DE RECENSEMENT</b>                 |     |
|                          |        |               |             |           |                | <b>Familles de recensement</b>                                       |     |
| 35,355                   | 26,345 | 23,465        | 20,370      | 19,345    | 23,320         | Nombre total de familles de recensement dans les ménages privés..... | 21. |
|                          |        |               |             |           |                | <b>selon la taille de la famille</b>                                 |     |
| 10,460                   | 9,440  | 9,845         | 6,250       | 7,710     | 10,370         | 2 personnes.....   | 22. |
| 8,475                    | 6,545  | 5,245         | 4,655       | 4,340     | 4,995          | 3 personnes.....   | 23. |
| 11,425                   | 7,215  | 5,610         | 6,130       | 4,785     | 5,335          | 4 personnes.....   | 24. |
| 4,995                    | 3,140  | 2,760         | 3,335       | 2,510     | 2,610          | 5 personnes ou plus.....   | 25. |
|                          |        |               |             |           |                | <b>selon la structure de la famille et la présence d'enfants</b>     |     |
| 31,715                   | 23,365 | 20,620        | 18,235      | 16,650    | 20,995         | Nombre de familles époux-épouse.....                                 | 26. |
| 8,560                    | 7,805  | 8,245         | 5,125       | 5,140     | 9,060          | Sans enfants à la maison.....  | 27. |
| 23,145                   | 15,560 | 12,375        | 13,110      | 10,510    | 11,930         | Avec enfants à la maison.....  | 28. |
| 7,185                    | 5,530  | 4,375         | 3,940       | 3,565     | 4,265          | 1 enfant à la maison.....  | 29. |
| 11,055                   | 6,965  | 5,330         | 5,900       | 4,535     | 5,120          | 2 enfants à la maison.....   | 30. |
| 4,910                    | 3,070  | 2,675         | 3,265       | 2,415     | 2,545          | 3 enfants ou plus à la maison.....                                   | 31. |
| 3,640                    | 2,980  | 2,845         | 2,135       | 2,690     | 2,325          | Nombre de familles monoparentales.....                               | 32. |
| 655                      | 560    | 485           | 485         | 465       | 510            | Parent de sexe masculin.....   | 33. |
| 355                      | 315    | 295           | 260         | 285       | 310            | 1 enfant à la maison.....  | 34. |
| 215                      | 180    | 130           | 170         | 125       | 130            | 2 enfants à la maison.....   | 35. |
| 90                       | 65     | 65            | 60          | 55        | 70             | 3 enfants ou plus à la maison.....                                   | 36. |
| 2,980                    | 2,420  | 2,355         | 1,645       | 2,225     | 1,820          | Parent de sexe féminin.....  | 37. |
| 1,545                    | 1,325  | 1,305         | 870         | 1,285     | 1,000          | 1 enfant à la maison.....  | 38. |
| 1,070                    | 840    | 740           | 545         | 655       | 605            | 2 enfants à la maison.....   | 39. |
| 365                      | 260    | 305           | 230         | 285       | 215            | 3 enfants ou plus à la maison.....                                   | 40. |

## Selected Characteristics for Federal Electoral Districts (1987 Representation Order), 1986 Census - 100% data

| No.  | Characteristics  | London -<br>Middlesex | London East<br>(Est) | London West<br>(Ouest) | Markham | Mississauga<br>East (Est) | Mississauga<br>South (Sud) |
|--|--|-----------------------|----------------------|------------------------|---------|---------------------------|----------------------------|
| <b>CENSUS FAMILY CHARACTERISTICS<br/>(concluded)</b> |  |                       |                      |                        |         |                           |                            |
| <b>Children in Census Families</b>                   |  |                       |                      |                        |         |                           |                            |
| 1.   | Total number of children at home.....                        | 35,155                | 26,705               | 31,460                 | 51,830  | 39,075                    | 34,195                     |
| by age   |  |                       |                      |                        |         |                           |                            |
| 2.   | Under 6 years of age.....                                    | 8,615                 | 7,245                | 8,115                  | 13,470  | 9,435                     | 7,245                      |
| 3.   | 6 - 14 years.....  | 13,550                | 9,045                | 11,135                 | 19,300  | 13,615                    | 11,295                     |
| 4.   | 15 - 17 years.....   | 4,705                 | 3,275                | 4,000                  | 6,365   | 4,815                     | 4,535                      |
| 5.   | 18 - 24 years.....   | 6,720                 | 5,420                | 6,585                  | 10,150  | 8,755                     | 8,735                      |
| 6.   | 25 years and over.....                                       | 1,560                 | 1,720                | 1,625                  | 2,535   | 2,455                     | 2,385                      |
| 7.   | Average number of children per census family(3).             | 1.3                   | 1.1                  | 1.1                    | 1.5     | 1.3                       | 1.3                        |
| <b>Persons in Private Households</b>                 |  |                       |                      |                        |         |                           |                            |
| by census family status and living arrangements      |  |                       |                      |                        |         |                           |                            |
| 8.   | Total number of persons.....                                 | 92,640                | 94,450               | 102,545                | 128,690 | 112,530                   | 94,965                     |
| 9.   | Number of non-family persons.....                            | 8,450                 | 21,355               | 18,035                 | 9,680   | 15,430                    | 10,605                     |
| 10.  | Living with relatives(4).....                                | 2,370                 | 3,335                | 2,475                  | 3,680   | 4,460                     | 3,110                      |
| 11.  | Living with non-relatives only.....                          | 2,180                 | 5,420                | 3,855                  | 2,690   | 3,905                     | 2,685                      |
| 12.  | Living alone.....  | 3,900                 | 12,600               | 11,705                 | 3,310   | 7,065                     | 4,805                      |
| 13.  | Number of family persons.....                                | 84,190                | 73,090               | 84,510                 | 119,010 | 97,105                    | 84,360                     |
| 14.  | Average number of persons per census family.....             | 3.2                   | 2.9                  | 3.0                    | 3.4     | 3.1                       | 3.2                        |
| 15.  | Total number of persons 65 years and over.....               | 5,890                 | 11,160               | 12,795                 | 7,285   | 6,925                     | 7,160                      |
| 16.  | Number of non-family persons 65 years and over.....          | 1,830                 | 4,890                | 5,355                  | 2,830   | 2,685                     | 2,455                      |
| 17.  | Living with relatives(4).....                                | 600                   | 785                  | 740                    | 1,270   | 1,070                     | 875                        |
| 18.  | Living with non-relatives only.....                          | 95                    | 235                  | 160                    | 140     | 115                       | 110                        |
| 19.  | Living alone.....  | 1,140                 | 3,880                | 4,450                  | 1,425   | 1,500                     | 1,470                      |
| 20.  | Number of family persons 65 years and over..                 | 4,060                 | 6,265                | 7,440                  | 4,455   | 4,240                     | 4,710                      |
| <b>ECONOMIC FAMILY CHARACTERISTICS</b>               |  |                       |                      |                        |         |                           |                            |
| <b>Economic Families</b>                             |  |                       |                      |                        |         |                           |                            |
| 21.  | Total number of economic families in private households..... | 26,185                | 25,800               | 28,590                 | 34,370  | 30,625                    | 26,395                     |
| by size of family                                    |  |                       |                      |                        |         |                           |                            |
| 22.  | 2 persons.....   | 8,920                 | 12,275               | 12,810                 | 8,535   | 10,735                    | 9,075                      |
| 23.  | 3 persons.....   | 6,030                 | 5,835                | 6,090                  | 7,665   | 7,110                     | 6,025                      |
| 24.  | 4 persons.....   | 7,135                 | 5,105                | 6,425                  | 11,115  | 7,695                     | 6,950                      |
| 25.  | 5 or more persons.....                                       | 4,090                 | 2,595                | 3,275                  | 7,055   | 5,090                     | 4,345                      |
| <b>Persons in Private Households</b>                 |  |                       |                      |                        |         |                           |                            |
| 26.  | Total.....   | 92,640                | 94,450               | 102,545                | 128,695 | 112,530                   | 94,965                     |
| 27.  | Number of unattached individuals.....                        | 6,080                 | 18,020               | 15,565                 | 6,000   | 10,970                    | 7,495                      |
| 28.  | Number of economic family persons.....                       | 86,560                | 76,425               | 86,985                 | 122,695 | 101,560                   | 87,470                     |
| 29.  | Average number of persons per economic family...             | 3.3                   | 3.0                  | 3.0                    | 3.6     | 3.3                       | 3.3                        |

**Certaines caractéristiques des circonscriptions électorales fédérales (Ordonnance de représentation de 1987),  
recensement de 1986 - données intégrales**

| Mississauga<br>West (Ouest) | Nepean | Niagara Falls | Nickel Belt | Nipissing | Northumberland | Caractéristiques   | N°  |
|-----------------------------|--------|---------------|-------------|-----------|----------------|--|-----|
|                             |        |               |             |           |                | <b>CARACTÉRISTIQUES DE LA FAMILLE DE<br/>RECENSEMENT<br/>(fin)</b>                               |     |
|                             |        |               |             |           |                | <b>Enfants dans les familles de recensement</b>  |     |
| 51,230                      | 34,170 | 28,435        | 29,870      | 24,925    | 26,635         | <b>Nombre total d'enfants à la maison.....</b>   | 1.  |
|                             |        |               |             |           |                | <b>selon l'âge</b>   |     |
| 14,780                      | 7,765  | 6,095         | 6,020       | 5,875     | 6,400          | Moins de 6 ans.....  | 2.  |
| 20,575                      | 11,500 | 9,830         | 12,450      | 9,530     | 10,220         | 6 - 14 ans.....  | 3.  |
| 5,835                       | 4,690  | 3,930         | 4,540       | 3,455     | 3,580          | 15 - 17 ans.....   | 4.  |
| 8,245                       | 8,240  | 6,465         | 5,710       | 4,870     | 4,970          | 18 - 24 ans.....   | 5.  |
| 1,800                       | 1,980  | 2,110         | 1,150       | 1,200     | 1,470          | 25 ans et plus.....  | 6.  |
| 1.4                         | 1.3    | 1.2           | 1.5         | 1.3       | 1.1            | <b>Nombre moyen d'enfants par famille de<br/>recensement (3).....</b>                            | 7.  |
|                             |        |               |             |           |                | <b>Personnes dans les ménages privés</b>   |     |
|                             |        |               |             |           |                | <b>selon la situation des particuliers dans<br/>la famille de recensement et modalité de vie</b> |     |
| 129,690                     | 94,350 | 82,980        | 73,855      | 69,640    | 80,660         | <b>Nombre total de personnes.....</b>  | 8.  |
| 11,395                      | 10,470 | 10,460        | 5,385       | 8,715     | 9,715          | Nombre de personnes hors famille.....  | 9.  |
| 3,930                       | 2,725  | 2,660         | 1,525       | 2,005     | 2,275          | Vivant avec des personnes apparentées (4)....  | 10. |
| 3,115                       | 3,520  | 1,535         | 920         | 1,665     | 1,640          | Vivant avec des personnes non apparentées<br>seulement.....                                      | 11. |
| 4,350                       | 4,220  | 6,270         | 2,940       | 5,045     | 5,805          | Vivant seules.....   | 12. |
| 118,295                     | 83,880 | 72,520        | 68,470      | 60,920    | 70,945         | Nombre de personnes dans les familles.....   | 13. |
| 3.3                         | 3.2    | 3.1           | 3.4         | 3.1       | 3.0            | <b>Nombre moyen de personnes par famille de<br/>recensement.....</b>                             | 14. |
| 4,965                       | 5,180  | 10,325        | 4,350       | 7,010     | 10,925         | <b>Nombre total de personnes de 65 ans et plus...</b>  | 15. |
| 2,140                       | 1,795  | 3,955         | 1,500       | 2,845     | 3,975          | Nombre de personnes hors famille de 65 ans<br>et plus.....                                       | 16. |
| 1,035                       | 745    | 910           | 365         | 615       | 770            | Vivant avec des personnes apparentées (4)...   | 17. |
| 75                          | 85     | 170           | 60          | 115       | 220            | Vivant avec des personnes non apparentées<br>seulement.....                                      | 18. |
| 1,030                       | 970    | 2,870         | 1,075       | 2,120     | 2,990          | Vivant seules.....   | 19. |
| 2,820                       | 3,380  | 6,365         | 2,850       | 4,165     | 6,950          | Nombre de personnes de 65 ans et plus dans<br>les familles.....                                  | 20. |
|                             |        |               |             |           |                | <b>CARACTÉRISTIQUES DE LA FAMILLE<br/>ÉCONOMIQUE</b>   |     |
|                             |        |               |             |           |                | <b>Familles économiques</b>  |     |
| 34,940                      | 26,540 | 23,720        | 20,410      | 19,605    | 23,540         | <b>Nombre total de familles économiques dans les<br/>ménages privés.....</b>                     | 21. |
|                             |        |               |             |           |                | <b>selon la taille de la famille</b>   |     |
| 9,325                       | 8,990  | 9,385         | 5,890       | 7,460     | 10,005         | 2 personnes.....   | 22. |
| 8,120                       | 6,535  | 5,385         | 4,665       | 4,445     | 5,115          | 3 personnes.....   | 23. |
| 11,050                      | 7,295  | 5,720         | 6,160       | 4,875     | 5,390          | 4 personnes.....   | 24. |
| 6,440                       | 3,725  | 3,225         | 3,690       | 2,825     | 3,030          | 5 personnes ou plus.....   | 25. |
|                             |        |               |             |           |                | <b>Personnes dans les ménages privés</b>   |     |
| 129,690                     | 94,345 | 82,985        | 73,855      | 69,640    | 80,660         | <b>Total.....</b>  | 26. |
| 7,470                       | 7,745  | 7,805         | 3,865       | 6,710     | 7,440          | Nombre de personnes seules.....  | 27. |
| 122,220                     | 86,610 | 75,180        | 69,995      | 62,930    | 73,215         | Nombre de personnes dans la famille<br>économique.....   | 28. |
| 3.5                         | 3.3    | 3.2           | 3.4         | 3.2       | 3.1            | <b>Nombre moyen de personnes par famille<br/>économique.....</b>                                 | 29. |

## Selected Characteristics for Federal Electoral Districts (1987 Representation Order), 1986 Census - 100% data

| No.                               | Characteristics  | Oakville -<br>Milton | Ontario | Oshawa | Ottawa -<br>Vanier | Ottawa Centre | Ottawa South<br>(Sud) |
|-----------------------------------|--|----------------------|---------|--------|--------------------|---------------|-----------------------|
| <b>POPULATION CHARACTERISTICS</b> |  |                      |         |        |                    |               |                       |
| 1.                                | Total population.....                                    | 113,055              | 127,090 | 95,190 | 88,710             | 83,225        | 94,190                |
| <b>by sex and age</b>             |  |                      |         |        |                    |               |                       |
| 2.                                | Male, total.....   | 56,145               | 63,560  | 47,200 | 42,300             | 39,600        | 45,205                |
| 3.                                | 0 - 4 years.....   | 4,200                | 6,200   | 3,690  | 2,375              | 1,890         | 3,060                 |
| 4.                                | 5 - 9 years.....   | 4,170                | 5,595   | 3,510  | 2,175              | 1,705         | 2,810                 |
| 5.                                | 10 - 14 years.....                                       | 4,485                | 5,135   | 3,615  | 2,315              | 1,690         | 2,910                 |
| 6.                                | 15 years.....  | 1,010                | 1,050   | 780    | 520                | 380           | 680                   |
| 7.                                | 16 years.....  | 990                  | 1,005   | 760    | 565                | 370           | 665                   |
| 8.                                | 17 years.....  | 955                  | 905     | 715    | 545                | 420           | 725                   |
| 9.                                | 18 years and over.....                                   | 40,330               | 43,665  | 34,135 | 33,805             | 33,150        | 34,365                |
| 10.                               | 18 - 19 years.....                                       | 1,930                | 1,700   | 1,490  | 1,290              | 990           | 1,370                 |
| 11.                               | 20 - 24 years.....                                       | 4,865                | 4,890   | 4,620  | 4,895              | 4,635         | 4,950                 |
| 12.                               | 25 - 29 years.....                                       | 4,395                | 5,980   | 4,850  | 5,225              | 5,210         | 4,805                 |
| 13.                               | 30 - 34 years.....                                       | 4,400                | 6,575   | 4,210  | 4,430              | 4,535         | 3,875                 |
| 14.                               | 35 - 39 years.....                                       | 4,915                | 6,475   | 3,685  | 3,525              | 4,030         | 3,505                 |
| 15.                               | 40 - 44 years.....                                       | 4,400                | 4,965   | 3,040  | 2,770              | 2,585         | 2,645                 |
| 16.                               | 45 - 49 years.....                                       | 3,540                | 3,355   | 2,625  | 2,300              | 1,890         | 2,350                 |
| 17.                               | 50 - 54 years.....                                       | 3,050                | 2,815   | 2,315  | 2,085              | 1,840         | 2,430                 |
| 18.                               | 55 - 59 years.....                                       | 2,940                | 2,290   | 2,185  | 2,010              | 1,760         | 2,390                 |
| 19.                               | 60 - 64 years.....                                       | 2,290                | 1,790   | 1,820  | 1,785              | 1,790         | 2,235                 |
| 20.                               | 65 - 74 years.....                                       | 2,495                | 1,975   | 2,120  | 2,670              | 2,455         | 2,725                 |
| 21.                               | 75 - 84 years.....                                       | 945                  | 700     | 955    | 1,030              | 1,155         | 900                   |
| 22.                               | 85 years and over.....                                   | 175                  | 160     | 215    | 180                | 275           | 175                   |
| 23.                               | Female, total.....                                       | 56,905               | 63,535  | 47,985 | 46,410             | 43,620        | 48,980                |
| 24.                               | 0 - 4 years.....   | 3,910                | 6,120   | 3,485  | 2,215              | 1,955         | 2,940                 |
| 25.                               | 5 - 9 years.....   | 4,060                | 5,230   | 3,445  | 2,105              | 1,660         | 2,820                 |
| 26.                               | 10 - 14 years.....                                       | 4,140                | 4,925   | 3,380  | 2,295              | 1,530         | 2,710                 |
| 27.                               | 15 years.....  | 975                  | 995     | 750    | 505                | 360           | 635                   |
| 28.                               | 16 years.....  | 935                  | 905     | 760    | 500                | 370           | 630                   |
| 29.                               | 17 years.....  | 905                  | 925     | 710    | 515                | 420           | 640                   |
| 30.                               | 18 years and over.....                                   | 41,980               | 44,435  | 35,465 | 38,275             | 37,330        | 38,610                |
| 31.                               | 18 - 19 years.....                                       | 1,795                | 1,650   | 1,510  | 1,240              | 1,080         | 1,360                 |
| 32.                               | 20 - 24 years.....                                       | 4,510                | 4,735   | 4,595  | 5,300              | 4,845         | 5,260                 |
| 33.                               | 25 - 29 years.....                                       | 4,530                | 6,700   | 4,575  | 5,100              | 5,310         | 5,020                 |
| 34.                               | 30 - 34 years.....                                       | 4,795                | 6,775   | 4,185  | 3,970              | 4,370         | 4,115                 |
| 35.                               | 35 - 39 years.....                                       | 5,345                | 6,515   | 3,655  | 3,595              | 3,645         | 3,810                 |
| 36.                               | 40 - 44 years.....                                       | 4,370                | 4,395   | 3,040  | 2,825              | 2,510         | 3,010                 |
| 37.                               | 45 - 49 years.....                                       | 3,325                | 3,015   | 2,480  | 2,385              | 1,875         | 2,580                 |
| 38.                               | 50 - 54 years.....                                       | 3,025                | 2,500   | 2,245  | 2,295              | 1,775         | 2,590                 |
| 39.                               | 55 - 59 years.....                                       | 2,710                | 2,190   | 2,190  | 2,230              | 1,985         | 2,675                 |
| 40.                               | 60 - 64 years.....                                       | 2,360                | 1,910   | 2,035  | 2,455              | 2,135         | 2,600                 |
| 41.                               | 65 - 74 years.....                                       | 2,975                | 2,340   | 2,690  | 4,165              | 4,005         | 3,575                 |
| 42.                               | 75 - 84 years.....                                       | 1,665                | 1,225   | 1,715  | 2,150              | 2,570         | 1,610                 |
| 43.                               | 85 years and over.....                                   | 565                  | 485     | 540    | 580                | 1,210         | 405                   |
| <b>by marital status</b>          |  |                      |         |        |                    |               |                       |
| 44.                               | Single (never married), total.....                       | 47,160               | 53,455  | 39,705 | 39,475             | 38,515        | 39,850                |
| 45.                               | Single (never married), 15 years of age<br>and over..... | 22,180               | 20,250  | 18,580 | 25,995             | 28,090        | 22,610                |
| 46.                               | Married.....   | 57,590               | 65,545  | 45,825 | 37,040             | 32,305        | 44,320                |
| 47.                               | Separated.....   | 2,100                | 2,435   | 2,665  | 3,245              | 3,165         | 2,740                 |
| 48.                               | Widowed.....   | 4,155                | 3,665   | 4,360  | 5,285              | 5,510         | 4,425                 |
| 49.                               | Divorced.....  | 2,050                | 1,990   | 2,635  | 3,670              | 3,730         | 2,840                 |
| <b>by mother tongue</b>           |  |                      |         |        |                    |               |                       |
| 50.                               | Single responses.....                                    | 109,970              | 124,555 | 92,115 | 81,640             | 78,970        | 89,135                |
| 51.                               | English.....   | 94,165               | 113,110 | 80,335 | 39,495             | 56,985        | 64,125                |
| 52.                               | French.....  | 1,690                | 1,805   | 2,445  | 35,210             | 10,110        | 14,745                |
| 53.                               | Non-official languages.....                              | 14,115               | 9,635   | 9,335  | 6,930              | 11,875        | 10,270                |
| 54.                               | Italian.....   | 2,425                | 1,395   | 1,310  | 445                | 2,865         | 1,735                 |
| 55.                               | German.....  | 2,145                | 2,140   | 1,060  | 610                | 895           | 900                   |
| 56.                               | Chinese.....   | 570                  | 390     | 250    | 605                | 1,930         | 995                   |
| 57.                               | Ukrainian.....   | 650                  | 465     | 1,540  | 155                | 370           | 360                   |
| 58.                               | Portuguese.....  | 2,160                | 280     | 540    | 945                | 355           | 465                   |
| 59.                               | Other languages.....                                     | 6,160                | 4,965   | 4,630  | 4,185              | 5,465         | 5,815                 |
| 60.                               | Multiple responses.....                                  | 3,080                | 2,535   | 3,075  | 7,070              | 4,250         | 5,055                 |

**Certaines caractéristiques des circonscriptions électorales fédérales (Ordonnance de représentation de 1987),  
recensement de 1986 - données intégrales**

| Ottawa West<br>(Ouest) | Oxford | Parkdale -<br>High Park | Parry Sound -<br>Muskoka | Perth -<br>Wellington -<br>Waterloo | Peterborough | Caractéristiques  | N°  |
|------------------------|--------|-------------------------|--------------------------|-------------------------------------|--------------|---|-----|
|                        |        |                         |                          |                                     |              | <b>CARACTÉRISTIQUES DE LA POPULATION</b>                |     |
| 80,465                 | 90,590 | 93,425                  | 74,065                   | 92,025                              | 95,000       | Population totale.....                                  | 1.  |
|                        |        |                         |                          |                                     |              | <b>selon le sexe et l'âge</b>                           |     |
| 37,005                 | 44,740 | 45,770                  | 36,730                   | 45,725                              | 45,735       | <b>Hommes, total.....</b>                               | 2.  |
| 2,190                  | 3,430  | 2,780                   | 2,375                    | 3,805                               | 3,260        | 0 - 4 ans.....  | 3.  |
| 1,830                  | 3,310  | 1,960                   | 2,485                    | 3,765                               | 3,175        | 5 - 9 ans.....  | 4.  |
| 1,895                  | 3,500  | 1,770                   | 2,665                    | 3,905                               | 3,320        | 10 - 14 ans.....  | 5.  |
| 490                    | 810    | 385                     | 605                      | 805                                 | 725          | 15 ans.....   | 6.  |
| 470                    | 765    | 380                     | 535                      | 815                                 | 755          | 16 ans.....   | 7.  |
| 460                    | 725    | 430                     | 520                      | 785                                 | 720          | 17 ans.....   | 8.  |
| 29,670                 | 32,210 | 38,055                  | 27,540                   | 31,840                              | 33,775       | 18 ans et plus.....                                     | 9.  |
| 920                    | 1,375  | 965                     | 1,005                    | 1,500                               | 1,405        | 18 - 19 ans.....  | 10. |
| 4,050                  | 3,795  | 4,375                   | 2,595                    | 3,850                               | 3,790        | 20 - 24 ans.....  | 11. |
| 4,070                  | 3,575  | 6,000                   | 2,540                    | 3,655                               | 3,405        | 25 - 29 ans.....  | 12. |
| 3,125                  | 3,470  | 5,240                   | 2,645                    | 3,635                               | 3,505        | 30 - 34 ans.....  | 13. |
| 2,755                  | 3,350  | 4,395                   | 2,705                    | 3,230                               | 3,450        | 35 - 39 ans.....  | 14. |
| 2,005                  | 2,680  | 3,000                   | 2,225                    | 2,650                               | 2,830        | 40 - 44 ans.....  | 15. |
| 1,690                  | 2,340  | 2,070                   | 1,965                    | 2,275                               | 2,300        | 45 - 49 ans.....  | 16. |
| 1,935                  | 2,205  | 2,060                   | 2,050                    | 2,095                               | 2,290        | 50 - 54 ans.....  | 17. |
| 2,095                  | 2,250  | 2,260                   | 2,165                    | 2,125                               | 2,435        | 55 - 59 ans.....  | 18. |
| 2,075                  | 2,175  | 2,470                   | 2,120                    | 2,005                               | 2,480        | 60 - 64 ans.....  | 19. |
| 3,365                  | 3,020  | 3,325                   | 3,620                    | 2,930                               | 3,975        | 65 - 74 ans.....  | 20. |
| 1,315                  | 1,595  | 1,560                   | 1,595                    | 1,510                               | 1,630        | 75 - 84 ans.....  | 21. |
| 270                    | 370    | 350                     | 310                      | 360                                 | 285          | 85 ans et plus.....                                     | 22. |
| 43,455                 | 45,850 | 47,655                  | 37,330                   | 46,295                              | 49,265       | <b>Femmes, total.....</b>                               | 23. |
| 2,160                  | 3,225  | 2,520                   | 2,305                    | 3,650                               | 3,130        | 0 - 4 ans.....  | 24. |
| 1,735                  | 3,200  | 1,960                   | 2,355                    | 3,650                               | 3,075        | 5 - 9 ans.....  | 25. |
| 1,810                  | 3,350  | 1,730                   | 2,375                    | 3,495                               | 3,155        | 10 - 14 ans.....  | 26. |
| 480                    | 715    | 350                     | 590                      | 790                                 | 720          | 15 ans.....   | 27. |
| 470                    | 675    | 365                     | 530                      | 700                                 | 765          | 16 ans.....   | 28. |
| 480                    | 690    | 375                     | 495                      | 715                                 | 675          | 17 ans.....   | 29. |
| 36,325                 | 33,990 | 40,355                  | 28,680                   | 33,300                              | 37,750       | 18 ans et plus.....                                     | 30. |
| 1,095                  | 1,280  | 985                     | 980                      | 1,400                               | 1,410        | 18 - 19 ans.....  | 31. |
| 4,435                  | 3,575  | 4,410                   | 2,440                    | 3,660                               | 3,750        | 20 - 24 ans.....  | 32. |
| 4,100                  | 3,665  | 5,810                   | 2,550                    | 3,665                               | 3,670        | 25 - 29 ans.....  | 33. |
| 3,300                  | 3,450  | 5,235                   | 2,745                    | 3,475                               | 3,680        | 30 - 34 ans.....  | 34. |
| 2,840                  | 3,255  | 4,055                   | 2,590                    | 3,295                               | 3,560        | 35 - 39 ans.....  | 35. |
| 2,260                  | 2,630  | 2,635                   | 2,200                    | 2,600                               | 2,845        | 40 - 44 ans.....  | 36. |
| 1,965                  | 2,280  | 2,150                   | 1,995                    | 2,210                               | 2,410        | 45 - 49 ans.....  | 37. |
| 2,190                  | 2,255  | 2,155                   | 2,005                    | 2,045                               | 2,455        | 50 - 54 ans.....  | 38. |
| 2,550                  | 2,320  | 2,400                   | 2,125                    | 2,215                               | 2,665        | 55 - 59 ans.....  | 39. |
| 2,835                  | 2,330  | 2,990                   | 2,535                    | 2,165                               | 2,990        | 60 - 64 ans.....  | 40. |
| 4,940                  | 3,790  | 4,050                   | 3,980                    | 3,565                               | 4,945        | 65 - 74 ans.....  | 41. |
| 2,790                  | 2,335  | 2,680                   | 1,905                    | 2,170                               | 2,505        | 75 - 84 ans.....  | 42. |
| 1,035                  | 825    | 795                     | 635                      | 820                                 | 855          | 85 ans et plus.....                                     | 43. |
|                        |        |                         |                          |                                     |              | <b>selon l'état matrimonial</b>                         |     |
| 31,505                 | 36,315 | 40,490                  | 27,365                   | 39,520                              | 36,820       | Célibataires (jamais marié(e)s), total.....             | 44. |
| 19,885                 | 16,300 | 27,765                  | 12,795                   | 17,255                              | 17,710       | Célibataires (jamais marié(e)s), 15<br>ans et plus..... | 45. |
| 36,915                 | 45,805 | 39,195                  | 38,800                   | 45,005                              | 47,595       | Marié(e)s.....  | 46. |
| 2,625                  | 1,650  | 3,440                   | 1,585                    | 1,395                               | 2,175        | Séparé(e)s.....   | 47. |
| 6,470                  | 5,235  | 6,235                   | 4,730                    | 4,880                               | 6,005        | Veufs (ves).....  | 48. |
| 2,945                  | 1,585  | 4,070                   | 1,585                    | 1,225                               | 2,400        | Divorcé(e)s.....  | 49. |
|                        |        |                         |                          |                                     |              | <b>selon la langue maternelle</b>                       |     |
| 76,670                 | 88,750 | 87,145                  | 72,820                   | 90,030                              | 93,940       | Réponses uniques.....                                   | 50. |
| 61,820                 | 80,100 | 53,535                  | 68,820                   | 79,720                              | 90,030       | Anglais.....  | 51. |
| 6,695                  | 685    | 1,340                   | 1,015                    | 330                                 | 590          | Français.....   | 52. |
| 8,155                  | 7,965  | 32,275                  | 2,985                    | 9,970                               | 3,310        | Langues non officielles.....                            | 53. |
| 1,715                  | 390    | 885                     | 125                      | 310                                 | 340          | Italien.....  | 54. |
| 890                    | 1,780  | 2,125                   | 1,335                    | 6,540                               | 740          | Allemand.....   | 55. |
| 865                    | 70     | 2,140                   | 50                       | 100                                 | 160          | Chinois.....  | 56. |
| 310                    | 230    | 4,815                   | 140                      | 110                                 | 120          | Ukrainien.....  | 57. |
| 160                    | 435    | 2,005                   | 15                       | 130                                 | 5            | Portugais.....  | 58. |
| 4,220                  | 5,070  | 20,295                  | 1,315                    | 2,785                               | 1,945        | Autres langues.....                                     | 59. |
| 3,795                  | 1,840  | 6,275                   | 1,245                    | 2,000                               | 1,060        | Réponses multiples.....                                 | 60. |

## Selected Characteristics for Federal Electoral Districts (1987 Representation Order), 1986 Census - 100% data

| No.  | Characteristics  | Oakville -<br>Milton | Ontario | Oshawa | Ottawa -<br>Vanier | Ottawa Centre | Ottawa South<br>(Sud) |
|--|--|----------------------|---------|--------|--------------------|---------------|-----------------------|
| <b>DWELLING CHARACTERISTICS</b>              |  |                      |         |        |                    |               |                       |
| 1.   | Total number of occupied private dwellings.....            | 36,575               | 39,575  | 32,405 | 36,910             | 38,800        | 35,910                |
| by tenure                                    |  |                      |         |        |                    |               |                       |
| 2.   | Owned.....   | 27,270               | 31,495  | 21,875 | 11,665             | 13,370        | 17,160                |
| 3.   | Rented.....  | 9,305                | 8,080   | 10,535 | 25,250             | 25,435        | 18,750                |
| 4.   | On reserve (1).....  | -                    | -       | -      | -                  | -             | -                     |
| by type of dwelling                          |  |                      |         |        |                    |               |                       |
| 5.   | Single-detached house.....                                 | 24,310               | 27,405  | 18,060 | 7,090              | 10,205        | 13,315                |
| 6.   | Apartment, 5 or more storeys.....                          | 6,010                | 3,625   | 3,220  | 9,505              | 13,600        | 11,560                |
| 7.   | Movable dwelling.....                                      | 5                    | 75      | 5      | 10                 | 10            | 10                    |
| 8.   | All other types (2).....                                   | 6,250                | 8,470   | 11,125 | 20,310             | 14,985        | 11,030                |
| <b>HOUSEHOLD CHARACTERISTICS</b>             |  |                      |         |        |                    |               |                       |
| Private Households                           |  |                      |         |        |                    |               |                       |
| 9.   | Total number of private households.....                    | 36,575               | 39,575  | 32,410 | 36,915             | 38,805        | 35,910                |
| by size of household                         |  |                      |         |        |                    |               |                       |
| 10.  | 1 person.....  | 4,945                | 3,975   | 5,610  | 12,070             | 16,520        | 8,650                 |
| 11.  | 2 persons.....   | 10,165               | 10,215  | 9,095  | 12,050             | 12,260        | 11,555                |
| 12.  | 3 persons.....   | 7,040                | 8,475   | 6,505  | 5,930              | 4,605         | 6,600                 |
| 13.  | 4 - 5 persons.....   | 13,035               | 15,400  | 10,090 | 6,145              | 4,740         | 8,230                 |
| 14.  | 6 - 9 persons.....   | 1,360                | 1,500   | 1,095  | 715                | 670           | 865                   |
| 15.  | 10 or more persons.....                                    | 30                   | 15      | 15     | 10                 | 5             | 10                    |
| by number of families                        |  |                      |         |        |                    |               |                       |
| 16.  | Non-family household.....                                  | 6,075                | 5,045   | 7,030  | 15,375             | 20,575        | 10,705                |
| 17.  | 1 census family.....                                       | 29,975               | 33,885  | 24,990 | 21,300             | 18,020        | 24,930                |
| 18.  | 2 or more census families.....                             | 525                  | 650     | 390    | 240                | 210           | 280                   |
| Persons in Private Households                |  |                      |         |        |                    |               |                       |
| 19.  | Total.....   | 111,220              | 125,345 | 93,480 | 84,740             | 79,560        | 92,455                |
| 20.  | Average number of persons per household.....               | 3.0                  | 3.2     | 2.9    | 2.3                | 2.1           | 2.6                   |
| <b>CENSUS FAMILY CHARACTERISTICS</b>         |  |                      |         |        |                    |               |                       |
| Census Families                              |  |                      |         |        |                    |               |                       |
| 21.  | Total number of census families in private households..... | 31,040               | 35,190  | 25,775 | 21,790             | 18,450        | 25,485                |
| by size of family                            |  |                      |         |        |                    |               |                       |
| 22.  | 2 persons.....   | 10,675               | 11,070  | 9,465  | 10,795             | 10,230        | 11,205                |
| 23.  | 3 persons.....   | 7,080                | 8,575   | 6,300  | 5,200              | 3,750         | 6,110                 |
| 24.  | 4 persons.....   | 9,125                | 11,100  | 7,055  | 4,075              | 3,010         | 5,535                 |
| 25.  | 5 or more persons.....                                     | 4,150                | 4,455   | 2,950  | 1,725              | 1,460         | 2,635                 |
| by family structure and presence of children |  |                      |         |        |                    |               |                       |
| 26.  | Number of husband-wife families.....                       | 28,375               | 32,285  | 22,450 | 17,860             | 15,405        | 21,600                |
| 27.  | With no children at home.....                              | 9,240                | 9,590   | 7,660  | 8,330              | 8,255         | 9,035                 |
| 28.  | With children at home.....                                 | 19,130               | 22,695  | 14,785 | 9,530              | 7,150         | 12,570                |
| 29.  | 1 child at home.....                                       | 6,200                | 7,495   | 5,170  | 4,095              | 2,935         | 4,905                 |
| 30.  | 2 children at home.....                                    | 8,845                | 10,805  | 6,750  | 3,775              | 2,810         | 5,160                 |
| 31.  | 3 or more children at home.....                            | 4,085                | 4,400   | 2,870  | 1,660              | 1,400         | 2,505                 |
| 32.  | Number of lone-parent families.....                        | 2,670                | 2,910   | 3,325  | 3,930              | 3,045         | 3,885                 |
| 33.  | Male parent.....   | 540                  | 585     | 585    | 600                | 550           | 580                   |
| 34.  | 1 child at home.....                                       | 300                  | 325     | 325    | 380                | 385           | 330                   |
| 35.  | 2 children at home.....                                    | 155                  | 195     | 190    | 150                | 135           | 185                   |
| 36.  | 3 or more children at home.....                            | 85                   | 60      | 60     | 70                 | 30            | 70                    |
| 37.  | Female parent.....   | 2,120                | 2,325   | 2,745  | 3,330              | 2,490         | 3,300                 |
| 38.  | 1 child at home.....                                       | 1,135                | 1,155   | 1,475  | 2,085              | 1,590         | 1,845                 |
| 39.  | 2 children at home.....                                    | 725                  | 890     | 940    | 955                | 680           | 1,025                 |
| 40.  | 3 or more children at home.....                            | 265                  | 280     | 330    | 285                | 220           | 435                   |

**Certaines caractéristiques des circonscriptions électorales fédérales (Ordonnance de représentation de 1987),  
recensement de 1986 - données intégrales**

| Ottawa West<br>(Ouest)   | Oxford | Parkdale -<br>High Park | Parry Sound -<br>Muskoka | Perth -<br>Wellington -<br>Waterloo | Peterborough | Caractéristiques   | N°  |
|--|--------|-------------------------|--------------------------|-------------------------------------|--------------|--|-----|
| <b>CARACTÉRISTIQUES DU LOGEMENT</b>                              |        |                         |                          |                                     |              |  |     |
| 34,320   | 31,365 | 40,060                  | 27,220                   | 30,695                              | 34,630       | Nombre total de logements privés occupés.....                        | 1.  |
| <b>selon le mode d'occupation</b>                                |        |                         |                          |                                     |              |  |     |
| 14,990   | 22,555 | 15,755                  | 21,450                   | 22,790                              | 24,645       | Possédé.....   | 2.  |
| 19,330   | 8,810  | 24,305                  | 5,570                    | 7,905                               | 9,760        | Loué.....  | 3.  |
| -  | -      | -                       | 205                      | -                                   | 225          | Dans une réserve(1).....   | 4.  |
| <b>selon le type de logement</b>                                 |        |                         |                          |                                     |              |  |     |
| 11,835   | 23,710 | 9,695                   | 23,215                   | 23,445                              | 25,535       | Maison individuelle non attenante.....                               | 5.  |
| 12,930   | 685    | 14,205                  | 90                       | 150                                 | 2,370        | Appartement, 5 étages ou plus.....                                   | 6.  |
| 5  | 105    | 10                      | 300                      | 110                                 | 50           | Logement mobile.....   | 7.  |
| 9,550  | 6,870  | 16,150                  | 3,615                    | 6,995                               | 6,680        | Tous autres types(2).....  | 8.  |
| <b>CARACTÉRISTIQUES DU MÉNAGE</b>                                |        |                         |                          |                                     |              |  |     |
| <b>Ménages privés</b>  |        |                         |                          |                                     |              |  |     |
| 34,320   | 31,370 | 40,060                  | 27,215                   | 30,700                              | 34,630       | Nombre total de ménages privés.....                                  | 9.  |
| <b>selon la taille du ménage</b>                                 |        |                         |                          |                                     |              |  |     |
| 10,855   | 6,010  | 14,390                  | 5,545                    | 5,900                               | 7,040        | 1 personne.....  | 10. |
| 12,125   | 9,760  | 12,460                  | 9,835                    | 9,005                               | 11,670       | 2 personnes.....   | 11. |
| 5,265  | 5,460  | 5,965                   | 4,505                    | 4,985                               | 5,995        | 3 personnes.....   | 12. |
| 5,405  | 8,880  | 6,110                   | 6,560                    | 9,070                               | 8,955        | 4 - 5 personnes.....   | 13. |
| 655  | 1,215  | 1,100                   | 770                      | 1,620                               | 950          | 6 - 9 personnes.....   | 14. |
| 10   | 35     | 35                      | 10                       | 120                                 | 20           | 10 personnes ou plus.....  | 15. |
| <b>selon le nombre de familles</b>                               |        |                         |                          |                                     |              |  |     |
| 13,025   | 6,820  | 18,410                  | 6,445                    | 6,775                               | 8,375        | Ménage non familial.....   | 16. |
| 21,065   | 24,345 | 21,045                  | 20,545                   | 23,755                              | 25,955       | 1 famille de recensement.....  | 17. |
| 235  | 195    | 605                     | 225                      | 165                                 | 300          | 2 familles de recensement ou plus.....                               | 18. |
| <b>Personnes dans les ménages privés</b>                         |        |                         |                          |                                     |              |  |     |
| 78,325   | 88,255 | 90,920                  | 71,825                   | 90,155                              | 92,970       | Total.....   | 19. |
| 2.3  | 2.8    | 2.3                     | 2.6                      | 2.9                                 | 2.7          | Nombre moyen de personnes par ménage.....                            | 20. |
| <b>CARACTÉRISTIQUES DE LA FAMILLE DE RECENSEMENT</b>             |        |                         |                          |                                     |              |  |     |
| <b>Familles de recensement</b>                                   |        |                         |                          |                                     |              |  |     |
| 21,535   | 24,745 | 22,280                  | 21,000                   | 24,090                              | 26,565       | Nombre total de familles de recensement dans les ménages privés..... | 21. |
| <b>selon la taille de la famille</b>                             |        |                         |                          |                                     |              |  |     |
| 11,470   | 9,950  | 11,790                  | 10,035                   | 9,010                               | 11,880       | 2 personnes.....   | 22. |
| 4,730  | 5,275  | 5,135                   | 4,305                    | 4,835                               | 5,670        | 3 personnes.....   | 23. |
| 3,675  | 6,090  | 3,755                   | 4,465                    | 5,870                               | 6,115        | 4 personnes.....   | 24. |
| 1,660  | 3,425  | 1,600                   | 2,195                    | 4,375                               | 2,895        | 5 personnes ou plus.....   | 25. |
| <b>selon la structure de la famille et la présence d'enfants</b> |        |                         |                          |                                     |              |  |     |
| 18,005   | 22,480 | 18,735                  | 18,925                   | 22,125                              | 23,320       | Nombre de familles époux-épouse.....                                 | 26. |
| 9,315  | 8,685  | 9,410                   | 8,845                    | 7,930                               | 10,030       | Sans enfants à la maison.....  | 27. |
| 8,690  | 13,790 | 9,325                   | 10,080                   | 14,200                              | 13,285       | Avec enfants à la maison.....  | 28. |
| 3,745  | 4,535  | 4,275                   | 3,675                    | 4,215                               | 4,685        | 1 enfant à la maison.....  | 29. |
| 3,390  | 5,900  | 3,525                   | 4,265                    | 5,695                               | 5,800        | 2 enfants à la maison.....   | 30. |
| 1,550  | 3,355  | 1,530                   | 2,140                    | 4,290                               | 2,800        | 3 enfants ou plus à la maison.....                                   | 31. |
| 3,530  | 2,265  | 3,550                   | 2,080                    | 1,970                               | 3,245        | Nombre de familles monoparentales.....                               | 32. |
| 515  | 485    | 580                     | 430                      | 395                                 | 520          | Parent de sexe masculin.....   | 33. |
| 340  | 280    | 405                     | 270                      | 220                                 | 330          | 1 enfant à la maison.....  | 34. |
| 125  | 145    | 135                     | 110                      | 115                                 | 130          | 2 enfants à la maison.....   | 35. |
| 45   | 60     | 45                      | 45                       | 55                                  | 60           | 3 enfants ou plus à la maison.....                                   | 36. |
| 3,015  | 1,780  | 2,965                   | 1,650                    | 1,575                               | 2,730        | Parent de sexe féminin.....  | 37. |
| 1,810  | 985    | 1,975                   | 920                      | 865                                 | 1,520        | 1 enfant à la maison.....  | 38. |
| 860  | 590    | 735                     | 520                      | 505                                 | 860          | 2 enfants à la maison.....   | 39. |
| 345  | 200    | 255                     | 210                      | 205                                 | 345          | 3 enfants ou plus à la maison.....                                   | 40. |

## Selected Characteristics for Federal Electoral Districts (1987 Representation Order), 1986 Census - 100% data

| No.  | Characteristics  | Oakville -<br>Milton | Ontario | Oshawa | Ottawa -<br>Vanier | Ottawa Centre | Ottawa South<br>(Sud) |
|--|--|----------------------|---------|--------|--------------------|---------------|-----------------------|
| <b>CENSUS FAMILY CHARACTERISTICS<br/>(concluded)</b>   |  |                      |         |        |                    |               |                       |
| <b>Children in Census Families</b>                     |  |                      |         |        |                    |               |                       |
| 1.   | Total number of children at home.....                        | 41,470               | 48,070  | 33,390 | 23,015             | 17,695        | 29,710                |
| <b>by age</b>  |  |                      |         |        |                    |               |                       |
| 2.   | Under 6 years of age.....                                    | 9,600                | 14,395  | 8,395  | 5,195              | 4,395         | 6,945                 |
| 3.   | 6 - 14 years.....  | 15,065               | 18,360  | 12,295 | 7,745              | 5,660         | 9,840                 |
| 4.   | 15 - 17 years.....   | 5,460                | 5,465   | 4,155  | 2,845              | 2,070         | 3,725                 |
| 5.   | 18 - 24 years.....   | 9,220                | 8,150   | 6,740  | 5,150              | 3,840         | 6,935                 |
| 6.   | 25 years and over.....                                       | 2,120                | 1,700   | 1,800  | 2,075              | 1,725         | 2,265                 |
| 7.   | Average number of children per census family(3) .            | 1.3                  | 1.4     | 1.3    | 1.1                | 1.0           | 1.2                   |
| <b>Persons in Private Households</b>                   |  |                      |         |        |                    |               |                       |
| <b>by census family status and living arrangements</b> |  |                      |         |        |                    |               |                       |
| 8.   | Total number of persons.....                                 | 111,220              | 125,345 | 93,475 | 84,740             | 79,555        | 92,450                |
| 9.   | Number of non-family persons.....                            | 10,340               | 9,805   | 11,865 | 22,075             | 28,000        | 15,655                |
| 10.  | Living with relatives(4).....                                | 2,625                | 3,180   | 3,025  | 3,725              | 3,385         | 3,080                 |
| 11.  | Living with non-relatives only.....                          | 2,770                | 2,650   | 3,230  | 6,280              | 8,090         | 3,925                 |
| 12.  | Living alone.....  | 4,950                | 3,975   | 5,610  | 12,070             | 16,525        | 8,655                 |
| 13.  | Number of family persons.....                                | 100,880              | 115,540 | 81,610 | 62,660             | 51,555        | 76,795                |
| 14.  | Average number of persons per census family.....             | 3.3                  | 3.3     | 3.2    | 2.9                | 2.8           | 3.0                   |
| 15.  | Total number of persons 65 years and over.....               | 7,975                | 6,000   | 7,465  | 9,820              | 10,010        | 8,915                 |
| 16.  | Number of non-family persons 65 years and over.....          | 2,940                | 2,295   | 3,070  | 4,715              | 5,350         | 3,540                 |
| 17.  | Living with relatives(4).....                                | 815                  | 810     | 710    | 880                | 985           | 795                   |
| 18.  | Living with non-relatives only.....                          | 135                  | 110     | 180    | 325                | 315           | 130                   |
| 19.  | Living alone.....  | 1,990                | 1,380   | 2,180  | 3,515              | 4,050         | 2,620                 |
| 20.  | Number of family persons 65 years and over..                 | 5,035                | 3,700   | 4,395  | 5,100              | 4,660         | 5,380                 |
| <b>ECONOMIC FAMILY CHARACTERISTICS</b>                 |  |                      |         |        |                    |               |                       |
| <b>Economic Families</b>                               |  |                      |         |        |                    |               |                       |
| 21.  | Total number of economic families in private households..... | 30,925               | 35,010  | 25,985 | 22,640             | 19,300        | 25,945                |
| <b>by size of family</b>                               |  |                      |         |        |                    |               |                       |
| 22.  | 2 persons.....   | 9,995                | 10,140  | 8,920  | 10,890             | 10,450        | 10,940                |
| 23.  | 3 persons.....   | 6,890                | 8,360   | 6,315  | 5,385              | 3,960         | 6,240                 |
| 24.  | 4 persons.....   | 9,130                | 11,015  | 7,170  | 4,265              | 3,135         | 5,665                 |
| 25.  | 5 or more persons.....                                       | 4,910                | 5,495   | 3,580  | 2,105              | 1,760         | 3,105                 |
| <b>Persons in Private Households</b>                   |  |                      |         |        |                    |               |                       |
| 26.  | Total.....   | 111,220              | 125,340 | 93,475 | 84,735             | 79,555        | 92,455                |
| 27.  | Number of unattached individuals.....                        | 7,720                | 6,625   | 8,840  | 18,350             | 24,615        | 12,580                |
| 28.  | Number of economic family persons.....                       | 103,505              | 118,720 | 84,635 | 66,385             | 54,945        | 79,875                |
| 29.  | Average number of persons per economic family...             | 3.3                  | 3.4     | 3.3    | 2.9                | 2.8           | 3.1                   |



**Certaines caractéristiques des circonscriptions électorales fédérales (Ordonnance de représentation de 1987),  
recensement de 1986 - données intégrales**

| Ottawa West<br>(Ouest) | Oxford | Parkdale -<br>High Park | Parry Sound -<br>Muskoka | Perth -<br>Wellington -<br>Waterloo | Peterborough | Caractéristiques   | N°         |
|------------------------|--------|-------------------------|--------------------------|-------------------------------------|--------------|--|------------|
|                        |        |                         |                          |                                     |              | <b>CARACTÉRISTIQUES DE LA FAMILLE DE<br/>RECENSEMENT<br/>(fin)</b>   |            |
|                        |        |                         |                          |                                     |              | <b>Enfants dans les familles de recensement</b>  |            |
| 21,180                 | 31,500 | 21,510                  | 22,540                   | 34,355                              | 30,675       | Nombre total d'enfants à la maison.....  | 1.         |
|                        |        |                         |                          |                                     |              | <b>selon l'âge</b>   |            |
| 4,980                  | 7,840  | 5,950                   | 5,410                    | 8,855                               | 7,445        | Moins de 6 ans.....  | 2.         |
| 6,370                  | 11,840 | 6,350                   | 8,720                    | 13,020                              | 11,225       | 6 - 14 ans.....  | 3.         |
| 2,615                  | 4,150  | 2,025                   | 3,015                    | 4,365                               | 4,060        | 15 - 17 ans.....   | 4.         |
| 5,120                  | 6,010  | 4,410                   | 4,020                    | 6,360                               | 6,135        | 18 - 24 ans.....   | 5.         |
| 2,100                  | 1,665  | 2,775                   | 1,370                    | 1,765                               | 1,805        | 25 ans et plus.....  | 6.         |
| 1.0                    | 1.3    | 1.0                     | 1.1                      | 1.4                                 | 1.2          | Nombre moyen d'enfants par famille de<br>recensement (3).....  | 7.         |
|                        |        |                         |                          |                                     |              | <b>Personnes dans les ménages privés</b>   |            |
|                        |        |                         |                          |                                     |              | <b>selon la situation des particuliers dans<br/>la famille de recensement et modalité de vie</b>             |            |
| 78,325                 | 88,255 | 90,920                  | 71,825                   | 90,155                              | 92,970       | Nombre total de personnes.....   | 8.         |
| 17,605                 | 9,535  | 28,385                  | 9,365                    | 9,580                               | 12,410       | Nombre de personnes hors famille.....  | 9.         |
| 3,065                  | 2,120  | 4,880                   | 2,245                    | 1,920                               | 2,635        | Vivant avec des personnes apparentées (4)...   | 10.        |
|                        |        |                         |                          |                                     |              | Vivant avec des personnes non apparentées<br>seulement.....  | 11.        |
| 3,685                  | 1,400  | 9,120                   | 1,570                    | 1,760                               | 2,735        | Vivant seules.....   | 12.        |
| 10,855                 | 6,010  | 14,385                  | 5,545                    | 5,900                               | 7,045        | Nombre de personnes dans les familles.....   | 13.        |
| 60,725                 | 78,720 | 62,535                  | 62,465                   | 80,570                              | 80,555       | Nombre moyen de personnes par famille de<br>recensement.....   | 14.        |
| 2.8                    | 3.2    | 2.8                     | 3.0                      | 3.3                                 | 3.0          |  |            |
| 12,355                 | 10,800 | 11,685                  | 11,160                   | 10,390                              | 13,070       | Nombre total de personnes de 65 ans et plus...<br>Nombre de personnes hors famille de 65 ans<br>et plus..... | 15.<br>16. |
| 5,190                  | 4,035  | 5,705                   | 3,930                    | 3,865                               | 4,665        | Vivant avec des personnes apparentées (4)...   | 17.        |
| 855                    | 655    | 1,270                   | 750                      | 665                                 | 860          | Vivant avec des personnes non apparentées<br>seulement.....  | 18.        |
| 185                    | 180    | 870                     | 255                      | 155                                 | 235          | Vivant seules.....   | 19.        |
| 4,145                  | 3,195  | 3,570                   | 2,925                    | 3,050                               | 3,570        | Nombre de personnes de 65 ans et plus dans<br>les familles.....  | 20.        |
| 7,165                  | 6,760  | 5,980                   | 7,230                    | 6,525                               | 8,410        |  |            |
|                        |        |                         |                          |                                     |              | <b>CARACTÉRISTIQUES DE LA FAMILLE<br/>ÉCONOMIQUE</b>   |            |
|                        |        |                         |                          |                                     |              | <b>Familles économiques</b>  |            |
|                        |        |                         |                          |                                     |              | Nombre total de familles économiques dans les<br>ménages privés.....   | 21.        |
|                        |        |                         |                          |                                     |              | <b>selon la taille de la famille</b>   |            |
| 22,160                 | 24,975 | 23,035                  | 21,260                   | 24,365                              | 26,855       | 2 personnes.....   | 22.        |
| 11,420                 | 9,615  | 11,500                  | 9,690                    | 8,850                               | 11,455       | 3 personnes.....   | 23.        |
| 4,935                  | 5,390  | 5,290                   | 4,430                    | 4,930                               | 5,830        | 4 personnes.....   | 24.        |
| 3,795                  | 6,195  | 3,890                   | 4,570                    | 5,935                               | 6,230        | 5 personnes ou plus.....   | 25.        |
| 2,015                  | 3,775  | 2,355                   | 2,575                    | 4,655                               | 3,345        |  |            |
|                        |        |                         |                          |                                     |              | <b>Personnes dans les ménages privés</b>   |            |
| 78,330                 | 88,255 | 90,920                  | 71,830                   | 90,155                              | 92,970       | Total.....   | 26.        |
| 14,540                 | 7,415  | 23,505                  | 7,120                    | 7,660                               | 9,775        | Nombre de personnes seules.....  | 27.        |
| 63,790                 | 80,840 | 67,415                  | 64,710                   | 82,495                              | 83,190       | Nombre de personnes dans la famille<br>économique.....   | 28.        |
| 2.9                    | 3.2    | 2.9                     | 3.0                      | 3.4                                 | 3.1          | Nombre moyen de personnes par famille<br>économique.....   | 29.        |

## Selected Characteristics for Federal Electoral Districts (1987 Representation Order), 1986 Census - 100% data

| No.                               | Characteristics  | Prince Edward<br>- Hastings | Renfrew | Rosedale | Sarnia -<br>Lambton | Sault Ste.<br>Marie | Scarborough -<br>Agincourt |
|-----------------------------------|--|-----------------------------|---------|----------|---------------------|---------------------|----------------------------|
| <b>POPULATION CHARACTERISTICS</b> |  |                             |         |          |                     |                     |                            |
| 1.                                | Total population.....                                    | 88,935                      | 90,380  | 106,890  | 85,700              | 76,450              | 97,260                     |
| <b>by sex and age</b>             |  |                             |         |          |                     |                     |                            |
| 2.                                | Male, total.....   | 43,460                      | 45,480  | 52,480   | 42,270              | 37,380              | 46,260                     |
| 3.                                | 0 - 4 years.....   | 3,115                       | 3,255   | 2,275    | 3,310               | 2,665               | 3,075                      |
| 4.                                | 5 - 9 years.....   | 3,150                       | 3,205   | 1,780    | 3,215               | 2,800               | 2,910                      |
| 5.                                | 10 - 14 years.....                                       | 3,095                       | 3,225   | 1,725    | 3,205               | 3,010               | 3,185                      |
| 6.                                | 15 years.....  | 730                         | 735     | 390      | 760                 | 655                 | 750                        |
| 7.                                | 16 years.....  | 740                         | 705     | 430      | 685                 | 665                 | 750                        |
| 8.                                | 17 years.....  | 685                         | 750     | 450      | 670                 | 655                 | 725                        |
| 9.                                | 18 years and over.....                                   | 31,945                      | 33,600  | 45,435   | 30,425              | 26,930              | 34,865                     |
| 10.                               | 18 - 19 years.....                                       | 1,280                       | 1,430   | 1,140    | 1,265               | 1,260               | 1,580                      |
| 11.                               | 20 - 24 years.....                                       | 3,715                       | 4,670   | 5,560    | 3,405               | 3,260               | 4,955                      |
| 12.                               | 25 - 29 years.....                                       | 3,700                       | 4,065   | 7,505    | 3,800               | 3,150               | 4,215                      |
| 13.                               | 30 - 34 years.....                                       | 3,270                       | 3,510   | 6,155    | 3,760               | 2,925               | 3,410                      |
| 14.                               | 35 - 39 years.....                                       | 3,245                       | 3,320   | 5,260    | 3,430               | 2,760               | 3,510                      |
| 15.                               | 40 - 44 years.....                                       | 2,625                       | 2,630   | 3,895    | 2,665               | 2,325               | 3,060                      |
| 16.                               | 45 - 49 years.....                                       | 2,240                       | 2,265   | 2,990    | 2,160               | 2,085               | 2,880                      |
| 17.                               | 50 - 54 years.....                                       | 2,300                       | 2,220   | 2,905    | 2,125               | 2,160               | 2,870                      |
| 18.                               | 55 - 59 years.....                                       | 2,260                       | 2,340   | 2,995    | 2,230               | 2,115               | 2,635                      |
| 19.                               | 60 - 64 years.....                                       | 2,235                       | 2,200   | 2,345    | 1,915               | 1,750               | 2,180                      |
| 20.                               | 65 - 74 years.....                                       | 3,330                       | 3,165   | 2,980    | 2,530               | 2,170               | 2,490                      |
| 21.                               | 75 - 84 years.....                                       | 1,435                       | 1,430   | 1,385    | 945                 | 825                 | 915                        |
| 22.                               | 85 years and over.....                                   | 310                         | 355     | 320      | 195                 | 140                 | 160                        |
| 23.                               | Female, total.....                                       | 45,480                      | 44,895  | 54,415   | 43,430              | 39,070              | 50,995                     |
| 24.                               | 0 - 4 years.....   | 2,895                       | 3,210   | 2,205    | 3,175               | 2,535               | 2,915                      |
| 25.                               | 5 - 9 years.....   | 3,030                       | 3,135   | 1,740    | 3,135               | 2,690               | 2,780                      |
| 26.                               | 10 - 14 years.....                                       | 3,070                       | 3,185   | 1,725    | 3,090               | 2,900               | 3,035                      |
| 27.                               | 15 years.....  | 660                         | 685     | 420      | 680                 | 625                 | 685                        |
| 28.                               | 16 years.....  | 670                         | 620     | 415      | 635                 | 625                 | 750                        |
| 29.                               | 17 years.....  | 615                         | 690     | 465      | 655                 | 605                 | 785                        |
| 30.                               | 18 years and over.....                                   | 34,535                      | 33,375  | 47,445   | 32,055              | 29,085              | 40,060                     |
| 31.                               | 18 - 19 years.....                                       | 1,245                       | 1,290   | 1,165    | 1,185               | 1,240               | 1,595                      |
| 32.                               | 20 - 24 years.....                                       | 3,620                       | 3,660   | 6,310    | 3,430               | 3,395               | 4,885                      |
| 33.                               | 25 - 29 years.....                                       | 3,705                       | 3,600   | 7,405    | 3,925               | 3,430               | 4,390                      |
| 34.                               | 30 - 34 years.....                                       | 3,430                       | 3,360   | 5,700    | 3,720               | 3,115               | 4,080                      |
| 35.                               | 35 - 39 years.....                                       | 3,320                       | 3,155   | 4,715    | 3,300               | 2,795               | 4,195                      |
| 36.                               | 40 - 44 years.....                                       | 2,625                       | 2,530   | 3,630    | 2,625               | 2,435               | 3,545                      |
| 37.                               | 45 - 49 years.....                                       | 2,275                       | 2,225   | 2,825    | 2,170               | 2,195               | 3,195                      |
| 38.                               | 50 - 54 years.....                                       | 2,285                       | 2,300   | 2,655    | 2,200               | 2,050               | 2,960                      |
| 39.                               | 55 - 59 years.....                                       | 2,410                       | 2,265   | 2,675    | 2,220               | 2,110               | 2,920                      |
| 40.                               | 60 - 64 years.....                                       | 2,535                       | 2,405   | 2,550    | 2,195               | 1,845               | 2,595                      |
| 41.                               | 65 - 74 years.....                                       | 3,985                       | 3,790   | 4,120    | 3,030               | 2,710               | 3,345                      |
| 42.                               | 75 - 84 years.....                                       | 2,210                       | 2,050   | 2,740    | 1,535               | 1,390               | 1,810                      |
| 43.                               | 85 years and over.....                                   | 875                         | 740     | 955      | 510                 | 390                 | 540                        |
| <b>by marital status</b>          |  |                             |         |          |                     |                     |                            |
| 44.                               | Single (never married), total.....                       | 34,245                      | 36,620  | 53,935   | 34,540              | 32,100              | 40,685                     |
| 45.                               | Single (never married), 15 years of age<br>and over..... | 15,895                      | 17,410  | 42,485   | 15,410              | 15,500              | 22,790                     |
| 46.                               | Married.....   | 45,480                      | 44,970  | 34,445   | 42,880              | 36,170              | 46,510                     |
| 47.                               | Separated.....   | 1,745                       | 1,665   | 5,120    | 1,765               | 1,870               | 2,470                      |
| 48.                               | Widowed.....   | 5,370                       | 5,530   | 6,330    | 4,260               | 4,120               | 4,990                      |
| 49.                               | Divorced.....  | 2,095                       | 1,590   | 7,060    | 2,260               | 2,185               | 2,610                      |
| <b>by mother tongue</b>           |  |                             |         |          |                     |                     |                            |
| 50.                               | Single responses.....                                    | 87,935                      | 87,270  | 102,275  | 83,430              | 73,015              | 91,790                     |
| 51.                               | English.....   | 83,320                      | 79,260  | 80,575   | 74,460              | 60,570              | 64,810                     |
| 52.                               | French.....  | 1,450                       | 3,790   | 2,705    | 2,465               | 2,790               | 1,180                      |
| 53.                               | Non-official languages.....                              | 3,160                       | 4,220   | 19,000   | 6,505               | 9,660               | 25,795                     |
| 54.                               | Italian.....   | 235                         | 100     | 710      | 1,315               | 5,395               | 3,315                      |
| 55.                               | German.....  | 595                         | 1,610   | 1,570    | 585                 | 745                 | 1,310                      |
| 56.                               | Chinese.....   | 145                         | 130     | 4,905    | 315                 | 140                 | 8,920                      |
| 57.                               | Ukrainian.....   | 125                         | 115     | 505      | 345                 | 500                 | 215                        |
| 58.                               | Portuguese.....  | 65                          | 10      | 360      | 380                 | 215                 | 465                        |
| 59.                               | Other languages.....                                     | 1,990                       | 2,250   | 10,945   | 3,565               | 2,660               | 11,555                     |
| 60.                               | Multiple responses.....                                  | 1,005                       | 3,105   | 4,620    | 2,270               | 3,430               | 5,470                      |

**Certaines caractéristiques des circonscriptions électorales fédérales (Ordonnance de représentation de 1987),  
recensement de 1986 - données intégrales**

| Scarborough -<br>Rouge River | Scarborough<br>Centre | Scarborough<br>East (Est) | Scarborough<br>West (Ouest) | Simcoe Centre | Simcoe North<br>(Nord) | Caractéristiques  | N°         |
|------------------------------|-----------------------|---------------------------|-----------------------------|---------------|------------------------|---|------------|
|                              |                       |                           |                             |               |                        | <b>CARACTÉRISTIQUES DE LA POPULATION</b>                |            |
| 119,165                      | 87,000                | 90,040                    | 91,210                      | 97,695        | 90,510                 | Population totale.....                                  | 1.         |
|                              |                       |                           |                             |               |                        | <b>selon le sexe et l'âge</b>                           |            |
| 59,055                       | 42,100                | 43,835                    | 43,755                      | 48,695        | 44,790                 | <b>Hommes, total.....</b>                               | <b>2.</b>  |
| 5,480                        | 2,590                 | 3,025                     | 3,040                       | 3,630         | 2,995                  | 0 - 4 ans.....  | 3.         |
| 5,455                        | 2,250                 | 3,070                     | 2,535                       | 3,580         | 3,125                  | 5 - 9 ans.....  | 4.         |
| 5,175                        | 2,435                 | 3,380                     | 2,560                       | 3,920         | 3,280                  | 10 - 14 ans.....  | 5.         |
| 1,105                        | 580                   | 790                       | 585                         | 825           | 730                    | 15 ans.....   | 6.         |
| 1,060                        | 610                   | 830                       | 610                         | 805           | 670                    | 16 ans.....   | 7.         |
| 1,010                        | 600                   | 790                       | 610                         | 745           | 625                    | 17 ans.....   | 8.         |
| 39,770                       | 33,030                | 31,950                    | 33,815                      | 35,195        | 33,370                 | 18 ans et plus.....                                     | 9.         |
| 1,980                        | 1,360                 | 1,580                     | 1,245                       | 1,620         | 1,320                  | 18 - 19 ans.....  | 10.        |
| 5,200                        | 4,705                 | 4,720                     | 4,305                       | 4,530         | 3,595                  | 20 - 24 ans.....  | 11.        |
| 5,040                        | 4,135                 | 3,695                     | 4,615                       | 3,960         | 3,465                  | 25 - 29 ans.....  | 12.        |
| 5,255                        | 3,045                 | 3,015                     | 3,865                       | 3,820         | 3,500                  | 30 - 34 ans.....  | 13.        |
| 5,955                        | 2,665                 | 3,185                     | 3,285                       | 4,040         | 3,430                  | 35 - 39 ans.....  | 14.        |
| 4,645                        | 2,275                 | 2,925                     | 2,410                       | 3,275         | 2,835                  | 40 - 44 ans.....  | 15.        |
| 3,765                        | 2,290                 | 2,735                     | 2,090                       | 2,560         | 2,295                  | 45 - 49 ans.....  | 16.        |
| 2,745                        | 2,800                 | 2,805                     | 2,250                       | 2,185         | 2,255                  | 50 - 54 ans.....  | 17.        |
| 1,950                        | 3,175                 | 2,575                     | 2,540                       | 2,100         | 2,285                  | 55 - 59 ans.....  | 18.        |
| 1,345                        | 2,710                 | 1,945                     | 2,485                       | 2,055         | 2,395                  | 60 - 64 ans.....  | 19.        |
| 1,410                        | 2,770                 | 1,930                     | 3,205                       | 3,370         | 4,045                  | 65 - 74 ans.....  | 20.        |
| 410                          | 885                   | 670                       | 1,290                       | 1,480         | 1,670                  | 75 - 84 ans.....  | 21.        |
| 70                           | 225                   | 175                       | 240                         | 205           | 295                    | 85 ans et plus.....                                     | 22.        |
| 60,110                       | 44,895                | 46,215                    | 47,455                      | 49,000        | 45,715                 | <b>Femmes, total.....</b>                               | <b>23.</b> |
| 5,125                        | 2,380                 | 3,060                     | 2,975                       | 3,380         | 2,920                  | 0 - 4 ans.....  | 24.        |
| 5,050                        | 2,195                 | 2,890                     | 2,425                       | 3,495         | 2,975                  | 5 - 9 ans.....  | 25.        |
| 4,890                        | 2,395                 | 3,120                     | 2,355                       | 3,545         | 3,125                  | 10 - 14 ans.....  | 26.        |
| 1,015                        | 555                   | 760                       | 530                         | 805           | 690                    | 15 ans.....   | 27.        |
| 1,010                        | 555                   | 745                       | 535                         | 730           | 685                    | 16 ans.....   | 28.        |
| 970                          | 570                   | 660                       | 540                         | 720           | 605                    | 17 ans.....   | 29.        |
| 42,055                       | 36,250                | 34,980                    | 38,095                      | 36,320        | 34,725                 | 18 ans et plus.....                                     | 30.        |
| 1,955                        | 1,335                 | 1,555                     | 1,260                       | 1,420         | 1,275                  | 18 - 19 ans.....  | 31.        |
| 5,290                        | 4,665                 | 4,315                     | 4,545                       | 3,975         | 3,275                  | 20 - 24 ans.....  | 32.        |
| 5,575                        | 3,925                 | 3,690                     | 4,655                       | 4,070         | 3,515                  | 25 - 29 ans.....  | 33.        |
| 6,110                        | 3,100                 | 3,520                     | 3,860                       | 4,060         | 3,625                  | 30 - 34 ans.....  | 34.        |
| 6,330                        | 3,040                 | 3,670                     | 3,515                       | 4,115         | 3,255                  | 35 - 39 ans.....  | 35.        |
| 4,690                        | 2,535                 | 3,200                     | 2,470                       | 3,165         | 2,680                  | 40 - 44 ans.....  | 36.        |
| 3,355                        | 2,645                 | 2,965                     | 2,305                       | 2,430         | 2,245                  | 45 - 49 ans.....  | 37.        |
| 2,485                        | 3,100                 | 2,875                     | 2,455                       | 2,080         | 2,165                  | 50 - 54 ans.....  | 38.        |
| 1,940                        | 3,445                 | 2,520                     | 2,855                       | 2,135         | 2,400                  | 55 - 59 ans.....  | 39.        |
| 1,525                        | 2,870                 | 2,090                     | 2,960                       | 2,440         | 2,835                  | 60 - 64 ans.....  | 40.        |
| 1,845                        | 3,160                 | 2,530                     | 4,130                       | 4,085         | 4,530                  | 65 - 74 ans.....  | 41.        |
| 780                          | 1,605                 | 1,490                     | 2,250                       | 1,900         | 2,200                  | 75 - 84 ans.....  | 42.        |
| 175                          | 830                   | 570                       | 825                         | 435           | 715                    | 85 ans et plus.....                                     | 43.        |
|                              |                       |                           |                             |               |                        | <b>selon l'état matrimonial</b>                         |            |
| 54,700                       | 34,295                | 38,400                    | 36,435                      | 39,405        | 35,230                 | Célibataires (jamais marié(e)s), total.....             | 44.        |
| 23,530                       | 20,040                | 19,855                    | 20,550                      | 17,855        | 16,815                 | Célibataires (jamais marié(e)s), 15<br>ans et plus..... | 45.        |
| 56,990                       | 43,180                | 42,775                    | 42,790                      | 49,445        | 45,700                 | Marié(e)s.....  | 46.        |
| 2,430                        | 2,170                 | 2,290                     | 2,915                       | 2,240         | 1,990                  | Séparé(e)s.....   | 47.        |
| 3,005                        | 5,075                 | 4,225                     | 5,985                       | 4,575         | 5,480                  | Veufs (ves).....  | 48.        |
| 2,040                        | 2,280                 | 2,350                     | 3,090                       | 2,025         | 2,105                  | Divorcé(e)s.....  | 49.        |
|                              |                       |                           |                             |               |                        | <b>selon la langue maternelle</b>                       |            |
| 112,315                      | 83,015                | 86,985                    | 87,425                      | 95,795        | 87,910                 | Réponses uniques.....                                   | 50.        |
| 85,260                       | 64,645                | 72,280                    | 70,025                      | 87,900        | 79,980                 | Anglais.....  | 51.        |
| 1,450                        | 1,000                 | 1,015                     | 1,085                       | 2,675         | 3,535                  | Français.....   | 52.        |
| 25,610                       | 17,365                | 13,685                    | 16,310                      | 5,225         | 4,400                  | Langues non officielles.....                            | 53.        |
| 2,620                        | 2,925                 | 1,655                     | 3,205                       | 600           | 430                    | Italien.....  | 54.        |
| 1,345                        | 1,680                 | 2,085                     | 1,485                       | 1,150         | 1,380                  | Allemand.....   | 55.        |
| 8,120                        | 1,615                 | 795                       | 2,110                       | 100           | 140                    | Chinois.....  | 56.        |
| 390                          | 395                   | 390                       | 340                         | 335           | 255                    | Ukrainien.....  | 57.        |
| 580                          | 655                   | 350                       | 530                         | 70            | 20                     | Portugais.....  | 58.        |
| 12,550                       | 10,100                | 8,415                     | 8,640                       | 2,965         | 2,180                  | Autres langues.....                                     | 59.        |
| 6,845                        | 3,985                 | 3,065                     | 3,790                       | 1,900         | 2,595                  | Réponses multiples.....                                 | 60.        |

## Selected Characteristics for Federal Electoral Districts (1987 Representation Order), 1986 Census - 100% data

| No.  | Characteristics  | Prince Edward<br>- Hastings | Renfrew | Rosedale | Sarnia -<br>Lambton | Sault Ste.<br>Marie | Scarborough -<br>Agincourt |
|--|--|-----------------------------|---------|----------|---------------------|---------------------|----------------------------|
| <b>DWELLING CHARACTERISTICS</b>              |  |                             |         |          |                     |                     |                            |
| 1.   | Total number of occupied private dwellings.....            | 31,925                      | 31,550  | 55,900   | 31,095              | 27,035              | 33,135                     |
| by tenure                                    |  |                             |         |          |                     |                     |                            |
| 2.   | Owned.....   | 21,240                      | 22,660  | 10,370   | 21,130              | 17,910              | 20,470                     |
| 3.   | Rented.....  | 10,375                      | 8,820   | 45,530   | 9,830               | 9,125               | 12,665                     |
| 4.   | On reserve(1).....   | 310                         | 70      | -        | 135                 | -                   | -                          |
| by type of dwelling                          |  |                             |         |          |                     |                     |                            |
| 5.   | Single-detached house.....                                 | 22,440                      | 24,255  | 4,220    | 21,295              | 17,560              | 11,850                     |
| 6.   | Apartment, 5 or more storeys.....                          | 1,830                       | 160     | 38,535   | 2,955               | 1,375               | 14,700                     |
| 7.   | Movable dwelling.....                                      | 415                         | 195     | -        | 10                  | -                   | -                          |
| 8.   | All other types (2).....                                   | 7,240                       | 6,940   | 13,145   | 6,840               | 8,095               | 6,580                      |
| <b>HOUSEHOLD CHARACTERISTICS</b>             |  |                             |         |          |                     |                     |                            |
| Private Households                           |  |                             |         |          |                     |                     |                            |
| 9.   | Total number of private households.....                    | 31,925                      | 31,550  | 55,900   | 31,100              | 27,035              | 33,130                     |
| by size of household                         |  |                             |         |          |                     |                     |                            |
| 10.  | 1 person.....  | 6,330                       | 6,320   | 28,725   | 6,585               | 5,575               | 6,200                      |
| 11.  | 2 persons.....   | 10,710                      | 9,895   | 16,785   | 9,625               | 7,640               | 9,575                      |
| 12.  | 3 persons.....   | 5,700                       | 5,680   | 5,115    | 5,420               | 5,270               | 6,085                      |
| 13.  | 4 - 5 persons.....   | 8,240                       | 8,575   | 4,495    | 8,525               | 7,660               | 9,420                      |
| 14.  | 6 - 9 persons.....   | 945                         | 1,050   | 765      | 930                 | 885                 | 1,810                      |
| 15.  | 10 or more persons.....                                    | 10                          | 30      | 15       | 5                   | 10                  | 40                         |
| by number of families                        |  |                             |         |          |                     |                     |                            |
| 16.  | Non-family household.....                                  | 7,410                       | 7,380   | 34,870   | 7,590               | 6,405               | 7,585                      |
| 17.  | 1 census family.....                                       | 24,250                      | 23,950  | 20,790   | 23,355              | 20,420              | 24,490                     |
| 18.  | 2 or more census families.....                             | 270                         | 220     | 235      | 160                 | 215                 | 1,060                      |
| Persons in Private Households                |  |                             |         |          |                     |                     |                            |
| 19.  | Total.....   | 86,195                      | 86,985  | 102,135  | 84,510              | 75,285              | 96,505                     |
| 20.  | Average number of persons per household.....               | 2.7                         | 2.8     | 1.8      | 2.7                 | 2.8                 | 2.9                        |
| <b>CENSUS FAMILY CHARACTERISTICS</b>         |  |                             |         |          |                     |                     |                            |
| Census families                              |  |                             |         |          |                     |                     |                            |
| 21.  | Total number of census families in private households..... | 24,795                      | 24,395  | 21,270   | 23,670              | 20,850              | 26,645                     |
| by size of family                            |  |                             |         |          |                     |                     |                            |
| 22.  | 2 persons.....   | 10,870                      | 9,935   | 12,855   | 9,530               | 7,855               | 10,560                     |
| 23.  | 3 persons.....   | 5,540                       | 5,485   | 4,155    | 5,220               | 5,135               | 6,290                      |
| 24.  | 4 persons.....   | 5,710                       | 5,905   | 2,755    | 5,990               | 5,175               | 6,550                      |
| 25.  | 5 or more persons.....                                     | 2,675                       | 3,075   | 1,510    | 2,935               | 2,685               | 3,250                      |
| by family structure and presence of children |  |                             |         |          |                     |                     |                            |
| 26.  | Number of husband-wife families.....                       | 22,220                      | 21,845  | 16,400   | 21,100              | 17,755              | 22,775                     |
| 27.  | With no children at home.....                              | 9,375                       | 8,480   | 9,885    | 8,130               | 6,140               | 8,455                      |
| 28.  | With children at home.....                                 | 12,845                      | 13,360  | 6,515    | 12,970              | 11,615              | 14,315                     |
| 29.  | 1 child at home.....                                       | 4,745                       | 4,720   | 2,880    | 4,365               | 4,125               | 5,085                      |
| 30.  | 2 children at home.....                                    | 5,480                       | 5,640   | 2,305    | 5,735               | 4,890               | 6,170                      |
| 31.  | 3 or more children at home.....                            | 2,615                       | 3,005   | 1,325    | 2,870               | 2,600               | 3,060                      |
| 32.  | Number of lone-parent families.....                        | 2,575                       | 2,555   | 4,875    | 2,575               | 3,095               | 3,875                      |
| 33.  | Male parent.....   | 480                         | 510     | 650      | 470                 | 445                 | 560                        |
| 34.  | 1 child at home.....                                       | 275                         | 300     | 440      | 265                 | 270                 | 325                        |
| 35.  | 2 children at home.....                                    | 140                         | 140     | 140      | 145                 | 125                 | 160                        |
| 36.  | 3 or more children at home.....                            | 65                          | 65      | 70       | 60                  | 50                  | 75                         |
| 37.  | Female parent.....   | 2,095                       | 2,045   | 4,225    | 2,105               | 2,645               | 3,315                      |
| 38.  | 1 child at home.....                                       | 1,220                       | 1,150   | 2,530    | 1,135               | 1,440               | 1,780                      |
| 39.  | 2 children at home.....                                    | 660                         | 630     | 1,130    | 715                 | 880                 | 1,040                      |
| 40.  | 3 or more children at home.....                            | 225                         | 270     | 565      | 260                 | 325                 | 495                        |

**Certaines caractéristiques des circonscriptions électorales fédérales (Ordonnance de représentation de 1987),  
recensement de 1986 - données intégrales**

| Scarborough -<br>Rouge River                                     | Scarborough<br>Centre | Scarborough<br>East (Est) | Scarborough<br>West (Ouest) | Simcoe Centre | Simcoe North<br>(Nord) | Caractéristiques   | N°  |
|--|-----------------------|---------------------------|-----------------------------|---------------|------------------------|--|-----|
| <b>CARACTÉRISTIQUES DU LOGEMENT</b>                              |                       |                           |                             |               |                        |  |     |
| 33,945   | 29,610                | 29,260                    | 34,220                      | 33,490        | 32,300                 | Nombre total de logements privés occupés.....                        | 1.  |
| <b>selon le mode d'occupation</b>                                |                       |                           |                             |               |                        |  |     |
| 24,735   | 18,425                | 17,880                    | 18,220                      | 23,975        | 24,395                 | Possédé.....   | 2.  |
| 9,215  | 11,185                | 11,380                    | 16,000                      | 9,520         | 7,680                  | Loué.....  | 3.  |
| -  | -                     | -                         | -                           | -             | 225                    | Dans une réserve(1).....   | 4.  |
| <b>selon le type de logement</b>                                 |                       |                           |                             |               |                        |  |     |
| 17,815   | 16,825                | 16,000                    | 15,915                      | 24,480        | 25,385                 | Maison individuelle non attenante.....                               | 5.  |
| 5,695  | 8,845                 | 9,645                     | 11,465                      | 1,625         | 715                    | Appartement, 5 étages ou plus.....                                   | 6.  |
| -  | -                     | 20                        | -                           | 295           | 490                    | Logement mobile.....   | 7.  |
| 10,430   | 3,940                 | 3,595                     | 6,845                       | 7,095         | 5,705                  | Tous autres types (2).....   | 8.  |
| <b>CARACTÉRISTIQUES DU MÉNAGE</b>                                |                       |                           |                             |               |                        |  |     |
| <b>Ménages privés</b>  |                       |                           |                             |               |                        |  |     |
| 33,945   | 29,610                | 29,260                    | 34,225                      | 33,490        | 32,300                 | Nombre total de ménages privés.....                                  | 9.  |
| <b>selon la taille du ménage</b>                                 |                       |                           |                             |               |                        |  |     |
| 2,605  | 4,665                 | 4,260                     | 8,200                       | 5,655         | 6,365                  | 1 personne.....  | 10. |
| 7,070  | 9,095                 | 7,680                     | 10,965                      | 10,795        | 11,075                 | 2 personnes.....   | 11. |
| 7,215  | 6,350                 | 6,215                     | 6,360                       | 6,025         | 5,430                  | 3 personnes.....   | 12. |
| 14,225   | 8,290                 | 9,790                     | 7,495                       | 9,895         | 8,375                  | 4 - 5 personnes.....   | 13. |
| 2,765  | 1,180                 | 1,295                     | 1,175                       | 1,095         | 1,045                  | 6 - 9 personnes.....   | 14. |
| 60   | 25                    | 30                        | 25                          | 20            | 15                     | 10 personnes ou plus.....  | 15. |
| <b>selon le nombre de familles</b>                               |                       |                           |                             |               |                        |  |     |
| 3,660  | 5,920                 | 5,145                     | 9,940                       | 6,855         | 7,435                  | Ménage non familial.....   | 16. |
| 28,895   | 22,875                | 23,425                    | 23,550                      | 26,320        | 24,545                 | 1 famille de recensement.....  | 17. |
| 1,395  | 820                   | 695                       | 735                         | 320           | 325                    | 2 familles de recensement ou plus.....                               | 18. |
| <b>Personnes dans les ménages privés</b>                         |                       |                           |                             |               |                        |  |     |
| 118,545  | 85,325                | 88,900                    | 89,205                      | 94,905        | 87,575                 | Total.....   | 19. |
| 3.5  | 2.9                   | 3.0                       | 2.6                         | 2.8           | 2.7                    | Nombre moyen de personnes par ménage.....                            | 20. |
| <b>CARACTÉRISTIQUES DE LA FAMILLE DE RECENSEMENT</b>             |                       |                           |                             |               |                        |  |     |
| <b>Familles de recensement</b>                                   |                       |                           |                             |               |                        |  |     |
| 31,735   | 24,530                | 24,825                    | 25,045                      | 26,970        | 25,195                 | Nombre total de familles de recensement dans les ménages privés..... | 21. |
| <b>selon la taille de la famille</b>                             |                       |                           |                             |               |                        |  |     |
| 8,780  | 10,235                | 8,730                     | 11,615                      | 11,095        | 11,360                 | 2 personnes.....   | 22. |
| 7,850  | 6,280                 | 6,315                     | 6,085                       | 5,870         | 5,275                  | 3 personnes.....   | 23. |
| 10,010   | 5,660                 | 6,790                     | 5,125                       | 6,880         | 5,775                  | 4 personnes.....   | 24. |
| 5,100  | 2,355                 | 2,990                     | 2,215                       | 3,125         | 2,780                  | 5 personnes ou plus.....   | 25. |
| <b>selon la structure de la famille et la présence d'enfants</b> |                       |                           |                             |               |                        |  |     |
| 27,890   | 21,100                | 20,935                    | 20,825                      | 24,215        | 22,400                 | Nombre de familles époux-épouse.....                                 | 26. |
| 6,820  | 8,135                 | 6,655                     | 9,070                       | 9,565         | 9,825                  | Sans enfants à la maison.....  | 27. |
| 21,070   | 12,965                | 14,280                    | 11,750                      | 14,650        | 12,580                 | Avec enfants à la maison.....  | 28. |
| 6,525  | 5,315                 | 5,010                     | 4,920                       | 4,985         | 4,380                  | 1 enfant à la maison.....  | 29. |
| 9,590  | 5,370                 | 6,385                     | 4,740                       | 6,615         | 5,495                  | 2 enfants à la maison.....   | 30. |
| 4,955  | 2,280                 | 2,885                     | 2,090                       | 3,050         | 2,700                  | 3 enfants ou plus à la maison.....                                   | 31. |
| 3,845  | 3,425                 | 3,895                     | 4,215                       | 2,750         | 2,795                  | Nombre de familles monoparentales.....                               | 32. |
| 645  | 490                   | 580                       | 625                         | 510           | 535                    | Parent de sexe masculin.....   | 33. |
| 350  | 320                   | 320                       | 425                         | 295           | 325                    | 1 enfant à la maison.....  | 34. |
| 215  | 120                   | 175                       | 135                         | 160           | 155                    | 2 enfants à la maison.....   | 35. |
| 80   | 45                    | 85                        | 65                          | 60            | 60                     | 3 enfants ou plus à la maison.....                                   | 36. |
| 3,200  | 2,940                 | 3,315                     | 3,590                       | 2,245         | 2,255                  | Parent de sexe féminin.....  | 37. |
| 1,610  | 1,775                 | 1,755                     | 2,120                       | 1,240         | 1,215                  | 1 enfant à la maison.....  | 38. |
| 1,105  | 840                   | 1,130                     | 1,025                       | 725           | 740                    | 2 enfants à la maison.....   | 39. |
| 480  | 320                   | 425                       | 450                         | 280           | 300                    | 3 enfants ou plus à la maison.....                                   | 40. |

## Selected Characteristics for Federal Electoral Districts (1987 Representation Order), 1986 Census - 100% data

| No.  | Characteristics  | Prince Edward<br>- Hastings | Renfrew | Rosedale | Sarnia -<br>Lambton | Sault Ste.<br>Marie | Scarborough -<br>Agincourt |
|--|--|-----------------------------|---------|----------|---------------------|---------------------|----------------------------|
| <b>CENSUS FAMILY CHARACTERISTICS<br/>(concluded)</b> |  |                             |         |          |                     |                     |                            |
| <b>Children in Census Families</b>                   |  |                             |         |          |                     |                     |                            |
| 1.   | Total number of children at home.....                        | 28,360                      | 30,155  | 19,685   | 29,465              | 27,425              | 34,030                     |
| by age   |  |                             |         |          |                     |                     |                            |
| 2.   | Under 6 years of age.....                                    | 7,080                       | 7,455   | 4,930    | 7,645               | 6,120               | 6,935                      |
| 3.   | 6 - 14 years.....  | 10,740                      | 11,225  | 5,895    | 11,165              | 10,135              | 10,585                     |
| 4.   | 15 - 17 years.....   | 3,765                       | 3,940   | 2,275    | 3,875               | 3,570               | 4,275                      |
| 5.   | 18 - 24 years.....   | 5,235                       | 5,660   | 4,645    | 5,460               | 5,985               | 9,180                      |
| 6.   | 25 years and over.....                                       | 1,550                       | 1,870   | 1,945    | 1,325               | 1,615               | 3,055                      |
| 7.   | Average number of children per census family(3).....         | 1.1                         | 1.2     | 0.9      | 1.2                 | 1.3                 | 1.3                        |
| <b>Persons in Private Households</b>                 |  |                             |         |          |                     |                     |                            |
| by census family status and living arrangements      |  |                             |         |          |                     |                     |                            |
| 8.   | Total number of persons.....                                 | 86,195                      | 86,985  | 102,130  | 84,510              | 75,285              | 96,510                     |
| 9.   | Number of non-family persons.....                            | 10,820                      | 10,590  | 44,780   | 10,270              | 9,255               | 13,055                     |
| 10.  | Living with relatives(4).....                                | 2,460                       | 2,450   | 4,435    | 1,910               | 2,100               | 4,160                      |
| 11.  | Living with non-relatives only.....                          | 2,030                       | 1,820   | 11,625   | 1,765               | 1,580               | 2,695                      |
| 12.  | Living alone.....  | 6,325                       | 6,320   | 28,720   | 6,590               | 5,575               | 6,200                      |
| 13.  | Number of family persons.....                                | 75,375                      | 76,395  | 57,350   | 74,245              | 66,030              | 83,450                     |
| 14.  | Average number of persons per census family.....             | 3.0                         | 3.1     | 2.7      | 3.1                 | 3.2                 | 3.1                        |
| 15.  | Total number of persons 65 years and over.....               | 11,075                      | 10,360  | 11,345   | 8,155               | 7,115               | 8,735                      |
| 16.  | Number of non-family persons 65 years and over.....          | 4,105                       | 4,205   | 6,845    | 3,100               | 3,005               | 3,600                      |
| 17.  | Living with relatives(4).....                                | 775                         | 920     | 775      | 540                 | 590                 | 1,155                      |
| 18.  | Living with non-relatives only.....                          | 225                         | 225     | 340      | 105                 | 120                 | 105                        |
| 19.  | Living alone.....  | 3,105                       | 3,060   | 5,730    | 2,455               | 2,295               | 2,340                      |
| 20.  | Number of family persons 65 years and over.....              | 6,965                       | 6,150   | 4,505    | 5,055               | 4,115               | 5,135                      |
| <b>ECONOMIC FAMILY CHARACTERISTICS</b>               |  |                             |         |          |                     |                     |                            |
| <b>Economic Families</b>                             |  |                             |         |          |                     |                     |                            |
| 21.  | Total number of economic families in private households..... | 25,040                      | 24,685  | 22,500   | 23,935              | 21,045              | 26,190                     |
| by size of family                                    |  |                             |         |          |                     |                     |                            |
| 22.  | 2 persons.....   | 10,485                      | 9,630   | 13,365   | 9,320               | 7,495               | 9,330                      |
| 23.  | 3 persons.....   | 5,615                       | 5,580   | 4,345    | 5,315               | 5,195               | 5,885                      |
| 24.  | 4 persons.....   | 5,835                       | 5,970   | 2,895    | 6,040               | 5,295               | 6,240                      |
| 25.  | 5 or more persons.....                                       | 3,100                       | 3,505   | 1,890    | 3,255               | 3,065               | 4,735                      |
| <b>Persons in Private Households</b>                 |  |                             |         |          |                     |                     |                            |
| 26.  | Total.....   | 86,195                      | 86,985  | 102,135  | 84,510              | 75,285              | 96,505                     |
| 27.  | Number of unattached individuals.....                        | 8,360                       | 8,140   | 40,350   | 8,350               | 7,155               | 8,895                      |
| 28.  | Number of economic family persons.....                       | 77,835                      | 78,845  | 61,785   | 76,160              | 68,130              | 87,610                     |
| 29.  | Average number of persons per economic family.....           | 3.1                         | 3.2     | 2.7      | 3.2                 | 3.2                 | 3.3                        |

Certaines caractéristiques des circonscriptions électorales fédérales (Ordonnance de représentation de 1987),  
recensement de 1986 - données intégrales

| Scarborough -<br>Rouge River | Scarborough<br>Centre | Scarborough<br>East (Est) | Scarborough<br>West (Ouest) | Simcoe Centre | Simcoe North<br>(Nord) | Caractéristiques   | N°         |
|------------------------------|-----------------------|---------------------------|-----------------------------|---------------|------------------------|--|------------|
|                              |                       |                           |                             |               |                        | <b>CARACTÉRISTIQUES DE LA FAMILLE DE<br/>RECENSEMENT<br/>(fin)</b>   |            |
|                              |                       |                           |                             |               |                        | <b>Enfants dans les familles de recensement</b>  |            |
| 48,575                       | 28,670                | 33,605                    | 27,805                      | 32,640        | 28,800                 | Nombre total d'enfants à la maison.....  | 1.         |
|                              |                       |                           |                             |               |                        | <b>selon l'âge</b>   |            |
| 12,480                       | 5,725                 | 7,080                     | 6,805                       | 8,195         | 6,950                  | Moins de 6 ans.....  | 2.         |
| 18,080                       | 8,135                 | 11,035                    | 8,635                       | 12,845        | 10,965                 | 6 - 14 ans.....  | 3.         |
| 5,895                        | 3,315                 | 4,370                     | 3,190                       | 4,295         | 3,705                  | 15 - 17 ans.....   | 4.         |
| 9,745                        | 8,185                 | 8,700                     | 6,395                       | 5,875         | 5,475                  | 18 - 24 ans.....   | 5.         |
| 2,365                        | 3,305                 | 2,425                     | 2,785                       | 1,430         | 1,705                  | 25 ans et plus.....  | 6.         |
| 1.5                          | 1.2                   | 1.4                       | 1.1                         | 1.2           | 1.1                    | Nombre moyen d'enfants par famille de<br>recensement (3).....  | 7.         |
|                              |                       |                           |                             |               |                        | <b>Personnes dans les ménages privés</b>   |            |
|                              |                       |                           |                             |               |                        | <b>selon la situation des particuliers dans<br/>la famille de recensement et modalité de vie</b>             |            |
| 118,545                      | 85,330                | 88,900                    | 89,200                      | 94,905        | 87,570                 | Nombre total de personnes.....   | 8.         |
| 10,350                       | 11,025                | 9,535                     | 15,530                      | 11,085        | 11,180                 | Nombre de personnes hors famille.....  | 9.         |
| 5,020                        | 3,870                 | 3,225                     | 4,265                       | 2,590         | 2,710                  | Vivant avec des personnes apparentées (4).....   | 10.        |
| 2,720                        | 2,485                 | 2,050                     | 3,065                       | 2,840         | 2,110                  | Vivant avec des personnes non apparentées<br>seulement.....  | 11.        |
| 2,605                        | 4,670                 | 4,255                     | 8,195                       | 5,660         | 6,365                  | Vivant seules.....   | 12.        |
| 108,195                      | 74,305                | 79,370                    | 73,675                      | 83,820        | 76,390                 | Nombre de personnes dans les familles.....   | 13.        |
| 3.4                          | 3.0                   | 3.2                       | 2.9                         | 3.1           | 3.0                    | Nombre moyen de personnes par famille de<br>recensement.....   | 14.        |
| 4,495                        | 8,120                 | 6,665                     | 10,770                      | 10,940        | 12,485                 | Nombre total de personnes de 65 ans et plus...<br>Nombre de personnes hors famille de 65 ans<br>et plus..... | 15.<br>16. |
| 1,950                        | 2,830                 | 2,945                     | 4,665                       | 3,635         | 4,310                  | Vivant avec des personnes apparentées (4).....   | 17.        |
| 1,270                        | 1,100                 | 855                       | 1,115                       | 785           | 855                    | Vivant avec des personnes non apparentées<br>seulement.....  | 18.        |
| 80                           | 145                   | 85                        | 185                         | 190           | 280                    | Vivant seules.....   | 19.        |
| 600                          | 1,580                 | 2,005                     | 3,370                       | 2,655         | 3,175                  | Nombre de personnes de 65 ans et plus dans<br>les familles.....  | 20.        |
| 2,540                        | 5,285                 | 3,715                     | 6,095                       | 7,305         | 8,175                  |  |            |
|                              |                       |                           |                             |               |                        | <b>CARACTÉRISTIQUES DE LA FAMILLE<br/>ÉCONOMIQUE</b>   |            |
|                              |                       |                           |                             |               |                        | <b>Familles économiques</b>  |            |
| 30,820                       | 24,365                | 24,600                    | 25,155                      | 27,145        | 25,430                 | Nombre total de familles économiques dans les<br>ménages privés.....   | 21.        |
|                              |                       |                           |                             |               |                        | <b>selon la taille de la famille</b>   |            |
| 7,095                        | 9,055                 | 7,730                     | 10,670                      | 10,645        | 10,915                 | 2 personnes.....   | 22.        |
| 7,085                        | 6,185                 | 6,090                     | 6,130                       | 5,880         | 5,360                  | 3 personnes.....   | 23.        |
| 9,390                        | 5,695                 | 6,765                     | 5,135                       | 6,935         | 5,850                  | 4 personnes.....   | 24.        |
| 7,245                        | 3,430                 | 4,015                     | 3,225                       | 3,690         | 3,305                  | 5 personnes ou plus.....   | 25.        |
|                              |                       |                           |                             |               |                        | <b>Personnes dans les ménages privés</b>   |            |
| 118,545                      | 85,325                | 88,900                    | 89,200                      | 94,905        | 87,570                 | Total.....   | 26.        |
| 5,325                        | 7,155                 | 6,305                     | 11,260                      | 8,495         | 8,475                  | Nombre de personnes seules.....  | 27.        |
| 113,220                      | 78,175                | 82,595                    | 77,940                      | 86,415        | 79,100                 | Nombre de personnes dans la famille<br>économique.....   | 28.        |
| 3.7                          | 3.2                   | 3.4                       | 3.1                         | 3.2           | 3.1                    | Nombre moyen de personnes par famille<br>économique.....   | 29.        |

## Selected Characteristics for Federal Electoral Districts (1987 Representation Order), 1986 Census - 100% data

| No.                               | Characteristics  | St. Catharines | St. Paul's | Stormont -<br>Dundas | Sudbury | Thunder Bay -<br>Atikokan | Thunder Bay -<br>Nipigon |
|-----------------------------------|--|----------------|------------|----------------------|---------|---------------------------|--------------------------|
| <b>POPULATION CHARACTERISTICS</b> |  |                |            |                      |         |                           |                          |
| 1.                                | Total population.....                                    | 92,860         | 98,055     | 81,275               | 78,515  | 68,555                    | 70,195                   |
| <b>by sex and age</b>             |  |                |            |                      |         |                           |                          |
| 2.                                | Male, total.....   | 44,875         | 44,005     | 39,825               | 37,810  | 34,170                    | 35,080                   |
| 3.                                | 0 - 4 years.....   | 2,930          | 2,500      | 2,870                | 2,455   | 2,465                     | 2,455                    |
| 4.                                | 5 - 9 years.....   | 2,930          | 2,110      | 2,965                | 2,560   | 2,415                     | 2,565                    |
| 5.                                | 10 - 14 years.....                                       | 3,205          | 2,265      | 2,975                | 2,860   | 2,605                     | 2,440                    |
| 6.                                | 15 years.....  | 775            | 520        | 670                  | 630     | 595                       | 570                      |
| 7.                                | 16 years.....  | 780            | 525        | 600                  | 625     | 570                       | 555                      |
| 8.                                | 17 years.....  | 715            | 500        | 620                  | 615     | 535                       | 550                      |
| 9.                                | 18 years and over.....                                   | 33,535         | 35,590     | 29,130               | 28,065  | 24,985                    | 25,940                   |
| 10.                               | 18 - 19 years.....                                       | 1,500          | 1,060      | 1,230                | 1,205   | 1,055                     | 1,100                    |
| 11.                               | 20 - 24 years.....                                       | 4,035          | 3,580      | 3,460                | 3,720   | 2,960                     | 3,115                    |
| 12.                               | 25 - 29 years.....                                       | 3,680          | 4,705      | 3,405                | 3,025   | 3,135                     | 3,275                    |
| 13.                               | 30 - 34 years.....                                       | 3,380          | 4,430      | 3,095                | 2,735   | 2,965                     | 3,120                    |
| 14.                               | 35 - 39 years.....                                       | 3,335          | 4,095      | 3,095                | 2,740   | 2,640                     | 2,680                    |
| 15.                               | 40 - 44 years.....                                       | 2,945          | 3,325      | 2,495                | 2,245   | 1,960                     | 2,125                    |
| 16.                               | 45 - 49 years.....                                       | 2,495          | 2,410      | 2,090                | 2,165   | 1,740                     | 1,730                    |
| 17.                               | 50 - 54 years.....                                       | 2,270          | 2,325      | 1,960                | 2,095   | 1,690                     | 1,805                    |
| 18.                               | 55 - 59 years.....                                       | 2,365          | 2,275      | 1,940                | 2,295   | 1,750                     | 1,885                    |
| 19.                               | 60 - 64 years.....                                       | 2,325          | 1,970      | 1,905                | 2,085   | 1,630                     | 1,690                    |
| 20.                               | 65 - 74 years.....                                       | 3,395          | 3,035      | 2,805                | 2,300   | 2,300                     | 2,245                    |
| 21.                               | 75 - 84 years.....                                       | 1,510          | 1,915      | 1,315                | 1,045   | 960                       | 985                      |
| 22.                               | 85 years and over.....                                   | 305            | 460        | 335                  | 160     | 190                       | 180                      |
| 23.                               | Female, total.....                                       | 47,985         | 54,045     | 41,450               | 40,705  | 34,390                    | 35,120                   |
| 24.                               | 0 - 4 years.....   | 2,810          | 2,435      | 2,845                | 2,280   | 2,210                     | 2,375                    |
| 25.                               | 5 - 9 years.....   | 2,795          | 2,055      | 2,775                | 2,490   | 2,335                     | 2,385                    |
| 26.                               | 10 - 14 years.....                                       | 3,085          | 2,050      | 2,925                | 2,795   | 2,460                     | 2,470                    |
| 27.                               | 15 years.....  | 725            | 510        | 615                  | 630     | 580                       | 545                      |
| 28.                               | 16 years.....  | 720            | 530        | 570                  | 605     | 550                       | 555                      |
| 29.                               | 17 years.....  | 640            | 535        | 590                  | 620     | 525                       | 510                      |
| 30.                               | 18 years and over.....                                   | 37,205         | 45,930     | 31,130               | 31,285  | 25,725                    | 26,280                   |
| 31.                               | 18 - 19 years.....                                       | 1,420          | 1,115      | 1,190                | 1,370   | 1,055                     | 1,040                    |
| 32.                               | 20 - 24 years.....                                       | 4,035          | 4,325      | 3,290                | 4,015   | 3,005                     | 3,060                    |
| 33.                               | 25 - 29 years.....                                       | 3,770          | 6,005      | 3,365                | 3,390   | 3,080                     | 3,215                    |
| 34.                               | 30 - 34 years.....                                       | 3,560          | 5,435      | 3,120                | 3,160   | 2,805                     | 2,965                    |
| 35.                               | 35 - 39 years.....                                       | 3,570          | 4,915      | 3,025                | 2,780   | 2,605                     | 2,660                    |
| 36.                               | 40 - 44 years.....                                       | 3,025          | 3,680      | 2,400                | 2,420   | 1,905                     | 2,000                    |
| 37.                               | 45 - 49 years.....                                       | 2,580          | 2,675      | 2,090                | 2,225   | 1,685                     | 1,705                    |
| 38.                               | 50 - 54 years.....                                       | 2,460          | 2,430      | 2,005                | 2,230   | 1,610                     | 1,680                    |
| 39.                               | 55 - 59 years.....                                       | 2,490          | 2,595      | 2,115                | 2,230   | 1,690                     | 1,720                    |
| 40.                               | 60 - 64 years.....                                       | 2,770          | 2,605      | 2,155                | 2,290   | 1,860                     | 1,830                    |
| 41.                               | 65 - 74 years.....                                       | 4,270          | 4,915      | 3,560                | 3,240   | 2,735                     | 2,675                    |
| 42.                               | 75 - 84 years.....                                       | 2,440          | 3,945      | 2,135                | 1,515   | 1,265                     | 1,375                    |
| 43.                               | 85 years and over.....                                   | 810            | 1,290      | 685                  | 425     | 435                       | 350                      |
| <b>by marital status</b>          |  |                |            |                      |         |                           |                          |
| 44.                               | Single (never married), total.....                       | 36,350         | 42,555     | 32,520               | 32,490  | 28,780                    | 29,670                   |
| 45.                               | Single (never married), 15 years of age<br>and over..... | 18,600         | 29,135     | 15,170               | 17,055  | 14,285                    | 14,975                   |
| 46.                               | Married.....   | 45,350         | 42,045     | 40,085               | 36,680  | 32,585                    | 33,100                   |
| 47.                               | Separated.....   | 2,615          | 2,705      | 1,815                | 2,285   | 1,580                     | 1,785                    |
| 48.                               | Widowed.....   | 5,920          | 6,660      | 5,265                | 4,875   | 3,990                     | 4,060                    |
| 49.                               | Divorced.....  | 2,630          | 4,085      | 1,595                | 2,185   | 1,615                     | 1,585                    |
| <b>by mother tongue</b>           |  |                |            |                      |         |                           |                          |
| 50.                               | Single responses.....                                    | 88,935         | 94,445     | 75,915               | 71,950  | 65,455                    | 67,005                   |
| 51.                               | English.....   | 72,605         | 74,275     | 57,180               | 45,360  | 55,760                    | 52,430                   |
| 52.                               | French.....  | 2,095          | 1,355      | 16,110               | 17,305  | 1,240                     | 2,070                    |
| 53.                               | Non-official languages.....                              | 14,235         | 18,815     | 2,630                | 9,285   | 8,460                     | 12,500                   |
| 54.                               | Italian.....   | 2,550          | 2,880      | 275                  | 3,495   | 1,870                     | 2,570                    |
| 55.                               | German.....  | 3,470          | 1,445      | 480                  | 670     | 1,715                     | 755                      |
| 56.                               | Chinese.....   | 280            | 1,510      | 130                  | 235     | 135                       | 195                      |
| 57.                               | Ukrainian.....   | 1,595          | 670        | 60                   | 1,055   | 2,155                     | 1,150                    |
| 58.                               | Portuguese.....  | 110            | 1,675      | 25                   | 90      | 100                       | 360                      |
| 59.                               | Other languages.....                                     | 6,235          | 10,630     | 1,660                | 3,735   | 3,485                     | 7,470                    |
| 60.                               | Multiple responses.....                                  | 3,925          | 3,610      | 5,355                | 6,560   | 3,100                     | 3,190                    |



**Certaines caractéristiques des circonscriptions électorales fédérales (Ordonnance de représentation de 1987),  
recensement de 1986 - données intégrales**

| Timiskaming | Timmins -<br>Chapleau | Trinity -<br>Spadina | Victoria -<br>Haliburton | Waterloo | Welland - St.<br>Catharines -<br>Thorold | Caractéristiques  | N°  |
|-------------|-----------------------|----------------------|--------------------------|----------|--|---|-----|
|             |                       |                      |                          |          |  | <b>CARACTÉRISTIQUES DE LA POPULATION</b>                |     |
| 58,265      | 63,840                | 93,405               | 84,620                   | 103,685  | 85,705                                   | Population totale.....                                  | 1.  |
|             |                       |                      |                          |          |  | <b>selon le sexe et l'âge</b>                           |     |
| 29,315      | 32,230                | 46,940               | 42,095                   | 51,135   | 41,730                                   | Hommes, total.....                                      | 2.  |
| 2,085       | 2,620                 | 2,225                | 2,975                    | 3,890    | 2,645                                    | 0 - 4 ans.....  | 3.  |
| 2,355       | 2,590                 | 1,940                | 2,980                    | 3,555    | 2,765                                    | 5 - 9 ans.....  | 4.  |
| 2,530       | 2,605                 | 2,260                | 3,000                    | 3,670    | 2,990                                    | 10 - 14 ans.....  | 5.  |
| 550         | 565                   | 540                  | 700                      | 810      | 685                                      | 15 ans.....   | 6.  |
| 555         | 550                   | 595                  | 600                      | 815      | 695                                      | 16 ans.....   | 7.  |
| 515         | 545                   | 625                  | 620                      | 760      | 695                                      | 17 ans.....   | 8.  |
| 20,725      | 22,745                | 38,750               | 31,225                   | 37,645   | 31,250                                   | 18 ans et plus.....                                     | 9.  |
| 925         | 1,055                 | 1,485                | 1,185                    | 1,635    | 1,330                                    | 18 - 19 ans.....  | 10. |
| 2,295       | 2,895                 | 6,045                | 2,785                    | 5,805    | 3,760                                    | 20 - 24 ans.....  | 11. |
| 2,220       | 3,195                 | 6,545                | 2,955                    | 5,110    | 3,445                                    | 25 - 29 ans.....  | 12. |
| 2,075       | 3,860                 | 4,745                | 2,995                    | 4,340    | 3,170                                    | 30 - 34 ans.....  | 13. |
| 2,165       | 2,520                 | 3,885                | 3,135                    | 4,000    | 3,030                                    | 35 - 39 ans.....  | 14. |
| 1,770       | 1,320                 | 2,640                | 2,590                    | 3,275    | 2,545                                    | 40 - 44 ans.....  | 15. |
| 1,590       | 1,540                 | 2,445                | 1,990                    | 2,645    | 2,255                                    | 45 - 49 ans.....  | 16. |
| 1,610       | 1,570                 | 2,540                | 2,015                    | 2,310    | 2,120                                    | 50 - 54 ans.....  | 17. |
| 1,540       | 1,505                 | 2,310                | 2,325                    | 2,325    | 2,375                                    | 55 - 59 ans.....  | 18. |
| 1,340       | 1,270                 | 2,040                | 2,540                    | 2,040    | 2,395                                    | 60 - 64 ans.....  | 19. |
| 2,065       | 1,590                 | 2,495                | 4,430                    | 2,740    | 3,260                                    | 65 - 74 ans.....  | 20. |
| 940         | 735                   | 1,255                | 1,945                    | 1,210    | 1,280                                    | 75 - 84 ans.....  | 21. |
| 195         | 125                   | 320                  | 340                      | 210      | 265                                      | 85 ans et plus.....                                     | 22. |
| 28,955      | 31,610                | 46,465               | 42,525                   | 52,545   | 43,975                                   | Femmes, total.....                                      | 23. |
| 2,030       | 2,505                 | 2,145                | 2,855                    | 3,710    | 2,540                                    | 0 - 4 ans.....  | 24. |
| 2,135       | 2,545                 | 1,915                | 2,805                    | 3,450    | 2,575                                    | 5 - 9 ans.....  | 25. |
| 2,290       | 2,495                 | 2,090                | 2,885                    | 3,415    | 2,825                                    | 10 - 14 ans.....  | 26. |
| 515         | 520                   | 535                  | 630                      | 770      | 650                                      | 15 ans.....   | 27. |
| 540         | 515                   | 545                  | 585                      | 770      | 655                                      | 16 ans.....   | 28. |
| 485         | 510                   | 605                  | 575                      | 775      | 650                                      | 17 ans.....   | 29. |
| 20,955      | 22,520                | 38,630               | 32,185                   | 39,650   | 34,090                                   | 18 ans et plus.....                                     | 30. |
| 925         | 1,005                 | 1,400                | 1,040                    | 1,600    | 1,295                                    | 18 - 19 ans.....  | 31. |
| 2,195       | 2,890                 | 6,150                | 2,590                    | 5,650    | 3,720                                    | 20 - 24 ans.....  | 32. |
| 2,255       | 3,065                 | 6,150                | 2,845                    | 4,915    | 3,470                                    | 25 - 29 ans.....  | 33. |
| 2,100       | 2,730                 | 4,450                | 3,170                    | 4,485    | 3,350                                    | 30 - 34 ans.....  | 34. |
| 2,045       | 2,295                 | 3,530                | 3,025                    | 4,130    | 3,145                                    | 35 - 39 ans.....  | 35. |
| 1,665       | 1,775                 | 2,635                | 2,410                    | 3,270    | 2,610                                    | 40 - 44 ans.....  | 36. |
| 1,590       | 1,515                 | 2,365                | 1,930                    | 2,530    | 2,240                                    | 45 - 49 ans.....  | 37. |
| 1,505       | 1,430                 | 2,260                | 2,050                    | 2,365    | 2,355                                    | 50 - 54 ans.....  | 38. |
| 1,405       | 1,425                 | 2,120                | 2,445                    | 2,490    | 2,585                                    | 55 - 59 ans.....  | 39. |
| 1,495       | 1,280                 | 1,965                | 2,885                    | 2,455    | 2,740                                    | 60 - 64 ans.....  | 40. |
| 2,310       | 1,915                 | 2,785                | 4,720                    | 3,420    | 3,895                                    | 65 - 74 ans.....  | 41. |
| 1,150       | 925                   | 2,030                | 2,315                    | 1,850    | 1,950                                    | 75 - 84 ans.....  | 42. |
| 310         | 260                   | 775                  | 765                      | 495      | 735                                      | 85 ans et plus.....                                     | 43. |
|             |                       |                      |                          |          |  | <b>selon l'état matrimonial</b>                         |     |
| 24,115      | 27,610                | 46,750               | 30,685                   | 44,425   | 33,180                                   | Célibataires (jamais marié(e)s), total.....             | 44. |
| 10,690      | 12,245                | 34,165               | 13,185                   | 22,740   | 16,840                                   | Célibataires (jamais marié(e)s), 15<br>ans et plus..... | 45. |
| 28,480      | 30,425                | 35,870               | 45,800                   | 50,420   | 42,595                                   | Marié(e)s.....  | 46. |
| 1,345       | 1,440                 | 2,720                | 1,585                    | 2,230    | 2,225                                    | Séparé(e)s.....   | 47. |
| 3,400       | 3,170                 | 4,985                | 5,145                    | 4,330    | 5,435                                    | Veufs (ves).....  | 48. |
| 935         | 1,185                 | 3,085                | 1,400                    | 2,275    | 2,265                                    | Divorcé(e)s.....  | 49. |
|             |                       |                      |                          |          |  | <b>selon la langue maternelle</b>                       |     |
| 54,315      | 57,680                | 87,070               | 83,710                   | 100,300  | 81,565                                   | Réponses uniques.....                                   | 50. |
| 34,600      | 32,145                | 41,050               | 80,150                   | 84,095   | 64,840                                   | Anglais.....  | 51. |
| 17,600      | 21,630                | 1,185                | 520                      | 1,165    | 6,110                                    | Français.....   | 52. |
| 2,110       | 3,910                 | 44,835               | 3,040                    | 15,045   | 10,615                                   | Langues non officielles.....                            | 53. |
| 160         | 1,020                 | 5,480                | 105                      | 320      | 4,320                                    | Italien.....  | 54. |
| 355         | 350                   | 920                  | 1,045                    | 7,545    | 900                                      | Allemand.....   | 55. |
| 80          | 165                   | 10,835               | 70                       | 685      | 90                                       | Chinois.....  | 56. |
| 245         | 340                   | 1,420                | 180                      | 360      | 1,035                                    | Ukrainien.....  | 57. |
| 10          | 35                    | 16,320               | 30                       | 420      | 30                                       | Portugais.....  | 58. |
| 1,260       | 1,995                 | 9,855                | 1,600                    | 5,720    | 4,240                                    | Autres langues.....                                     | 59. |
| 3,955       | 6,160                 | 6,335                | 910                      | 3,385    | 4,140                                    | Réponses multiples.....                                 | 60. |

## Selected Characteristics for Federal Electoral Districts (1987 Representation Order), 1986 Census - 100% data

| No.  | Characteristics  | St. Catharines | St. Paul's | Stormont - Dundas | Sudbury | Thunder Bay - Atikokan | Thunder Bay - Nipigon |
|--|--|----------------|------------|-------------------|---------|------------------------|-----------------------|
| <b>DWELLING CHARACTERISTICS</b>              |  |                |            |                   |         |                        |                       |
| 1.   | Total number of occupied private dwellings.....            | 34,670         | 44,390     | 28,935            | 29,510  | 24,165                 | 25,025                |
| by tenure                                    |  |                |            |                   |         |                        |                       |
| 2.   | Owned.....   | 22,930         | 18,685     | 19,185            | 16,130  | 17,470                 | 17,025                |
| 3.   | Rented.....  | 11,735         | 25,705     | 9,750             | 13,375  | 6,555                  | 7,895                 |
| 4.   | On reserve(1).....   | -              | -          | -                 | -       | 140                    | 110                   |
| by type of dwelling                          |  |                |            |                   |         |                        |                       |
| 5.   | Single-detached house.....                                 | 21,540         | 14,265     | 18,870            | 14,340  | 18,010                 | 17,150                |
| 6.   | Apartment, 5 or more storeys.....                          | 4,015          | 14,405     | 955               | 2,735   | 430                    | 1,835                 |
| 7.   | Movable dwelling.....                                      | 5              | 5          | 230               | 5       | 240                    | 155                   |
| 8.   | All other types(2).....                                    | 9,105          | 15,715     | 8,885             | 12,430  | 5,480                  | 5,885                 |
| <b>HOUSEHOLD CHARACTERISTICS</b>             |  |                |            |                   |         |                        |                       |
| <b>Private Households</b>                    |  |                |            |                   |         |                        |                       |
| 9.   | Total number of private households.....                    | 34,670         | 44,385     | 28,935            | 29,510  | 24,160                 | 25,025                |
| by size of household                         |  |                |            |                   |         |                        |                       |
| 10.  | 1 person.....  | 8,130          | 17,805     | 5,765             | 7,345   | 5,130                  | 5,560                 |
| 11.  | 2 persons.....   | 11,110         | 13,460     | 9,075             | 8,860   | 7,100                  | 7,340                 |
| 12.  | 3 persons.....   | 5,945          | 5,265      | 5,335             | 5,360   | 4,310                  | 4,480                 |
| 13.  | 4 - 5 persons.....   | 8,610          | 6,805      | 7,845             | 7,200   | 6,795                  | 6,810                 |
| 14.  | 6 - 9 persons.....   | 870            | 1,030      | 915               | 740     | 810                    | 820                   |
| 15.  | 10 or more persons.....                                    | 15             | 15         | 5                 | 5       | 10                     | 15                    |
| by number of families                        |  |                |            |                   |         |                        |                       |
| 16.  | Non-family household.....                                  | 9,375          | 21,290     | 6,790             | 8,425   | 6,045                  | 6,630                 |
| 17.  | 1 census family.....                                       | 25,035         | 22,755     | 21,955            | 20,915  | 17,910                 | 18,180                |
| 18.  | 2 or more census families.....                             | 260            | 340        | 190               | 160     | 205                    | 210                   |
| <b>Persons in Private Households</b>         |  |                |            |                   |         |                        |                       |
| 19.  | Total.....   | 90,780         | 96,565     | 79,390            | 76,775  | 66,785                 | 68,425                |
| 20.  | Average number of persons per household.....               | 2.6            | 2.2        | 2.7               | 2.6     | 2.8                    | 2.7                   |
| <b>CENSUS FAMILY CHARACTERISTICS</b>         |  |                |            |                   |         |                        |                       |
| <b>Census Families</b>                       |  |                |            |                   |         |                        |                       |
| 21.  | Total number of census families in private households..... | 25,560         | 23,450     | 22,345            | 21,245  | 18,325                 | 18,605                |
| by size of family                            |  |                |            |                   |         |                        |                       |
| 22.  | 2 persons.....   | 11,135         | 11,955     | 9,125             | 8,860   | 7,215                  | 7,355                 |
| 23.  | 3 persons.....   | 5,640          | 4,685      | 5,135             | 5,050   | 4,145                  | 4,250                 |
| 24.  | 4 persons.....   | 5,975          | 4,600      | 5,400             | 4,940   | 4,585                  | 4,595                 |
| 25.  | 5 or more persons.....                                     | 2,815          | 2,205      | 2,685             | 2,395   | 2,375                  | 2,410                 |
| by family structure and presence of children |  |                |            |                   |         |                        |                       |
| 26.  | Number of husband-wife families.....                       | 22,225         | 20,500     | 19,640            | 17,980  | 15,935                 | 16,200                |
| 27.  | With no children at home.....                              | 9,205          | 10,065     | 7,520             | 6,965   | 5,830                  | 6,010                 |
| 28.  | With children at home.....                                 | 13,020         | 10,435     | 12,110            | 11,005  | 10,110                 | 10,190                |
| 29.  | 1 child at home.....                                       | 4,600          | 3,885      | 4,320             | 4,035   | 3,445                  | 3,490                 |
| 30.  | 2 children at home.....                                    | 5,690          | 4,405      | 5,180             | 4,660   | 4,355                  | 4,365                 |
| 31.  | 3 or more children at home.....                            | 2,730          | 2,145      | 2,610             | 2,310   | 2,305                  | 2,335                 |
| 32.  | Number of lone-parent families.....                        | 3,330          | 2,950      | 2,705             | 3,270   | 2,390                  | 2,405                 |
| 33.  | Male parent.....   | 525            | 525        | 510               | 495     | 500                    | 430                   |
| 34.  | 1 child at home.....                                       | 330            | 320        | 320               | 310     | 300                    | 225                   |
| 35.  | 2 children at home.....                                    | 150            | 145        | 140               | 130     | 135                    | 135                   |
| 36.  | 3 or more children at home.....                            | 45             | 50         | 45                | 55      | 60                     | 70                    |
| 37.  | Female parent.....   | 2,805          | 2,430      | 2,200             | 2,775   | 1,890                  | 1,980                 |
| 38.  | 1 child at home.....                                       | 1,600          | 1,565      | 1,280             | 1,580   | 1,085                  | 1,115                 |
| 39.  | 2 children at home.....                                    | 895            | 655        | 670               | 880     | 565                    | 625                   |
| 40.  | 3 or more children at home.....                            | 320            | 205        | 240               | 315     | 245                    | 240                   |

**Certaines caractéristiques des circonscriptions électorales fédérales (Ordonnance de représentation de 1987),  
recensement de 1986 - données intégrales**

| Timiskaming  | Timmins -<br>Chapleau | Trinity -<br>Spadina | Victoria -<br>Haliburton | Waterloo | Welland - St.<br>Catharines -<br>Thorold | Caractéristiques   | N°  |
|--|-----------------------|----------------------|--------------------------|----------|--|--|-----|
| <b>CARACTÉRISTIQUES DU LOGEMENT</b>                              |                       |                      |                          |          |  |  |     |
| 20,375   | 21,755                | 33,255               | 30,770                   | 37,550   | 31,240                                   | Nombre total de logements privés occupés.....                        | 1.  |
| <b>selon le mode d'occupation</b>                                |                       |                      |                          |          |  |  |     |
| 14,855   | 14,225                | 12,795               | 24,960                   | 23,105   | 22,220                                   | Possédé.....   | 2.  |
| 5,515  | 7,470                 | 20,460               | 5,815                    | 14,445   | 9,025                                    | Loué.....  | 3.  |
| 5  | 60                    | -                    | -                        | -        | -  | Dans une réserve(1).....   | 4.  |
| <b>selon le type de logement</b>                                 |                       |                      |                          |          |  |  |     |
| 15,750   | 13,835                | 2,645                | 26,565                   | 21,025   | 21,815                                   | Maison individuelle non attenante.....                               | 5.  |
| 115  | 350                   | 8,770                | 625                      | 4,430    | 1,975                                    | Appartement, 5 étages ou plus.....                                   | 6.  |
| 300  | 525                   | -                    | 145                      | 15       | 5  | Logement mobile.....   | 7.  |
| 4,215  | 7,045                 | 21,845               | 3,430                    | 12,085   | 7,450                                    | Tous autres types(2).....  | 8.  |
| <b>CARACTÉRISTIQUES DU MÉNAGE</b>                                |                       |                      |                          |          |  |  |     |
| <b>Ménages privés</b>  |                       |                      |                          |          |  |  |     |
| 20,375   | 21,755                | 33,255               | 30,775                   | 37,550   | 31,240                                   | Nombre total de ménages privés.....                                  | 9.  |
| <b>selon la taille du ménage</b>                                 |                       |                      |                          |          |  |  |     |
| 4,330  | 4,265                 | 11,140               | 5,765                    | 7,805    | 6,460                                    | 1 personne.....  | 10. |
| 6,070  | 5,950                 | 8,485                | 11,450                   | 12,010   | 10,045                                   | 2 personnes.....   | 11. |
| 3,395  | 3,960                 | 4,625                | 4,835                    | 6,675    | 5,785                                    | 3 personnes.....   | 12. |
| 5,750  | 6,755                 | 6,360                | 7,780                    | 9,815    | 8,145                                    | 4 - 5 personnes.....   | 13. |
| 830  | 820                   | 2,485                | 930                      | 1,195    | 800                                      | 6 - 9 personnes.....   | 14. |
| 5  | 15                    | 160                  | 10                       | 55       | 10                                       | 10 personnes ou plus.....  | 15. |
| <b>selon le nombre de familles</b>                               |                       |                      |                          |          |  |  |     |
| 4,925  | 4,985                 | 15,165               | 6,605                    | 10,080   | 7,510                                    | Ménage non familial.....   | 16. |
| 15,315   | 16,630                | 16,740               | 23,935                   | 27,170   | 23,465                                   | 1 famille de recensement.....  | 17. |
| 130  | 140                   | 1,350                | 235                      | 300      | 265                                      | 2 familles de recensement ou plus.....                               | 18. |
| <b>Personnes dans les ménages privés</b>                         |                       |                      |                          |          |  |  |     |
| 56,880   | 62,435                | 88,115               | 82,665                   | 102,285  | 83,945                                   | Total.....   | 19. |
| 2.8  | 2.9                   | 2.6                  | 2.7                      | 2.7      | 2.7                                      | Nombre moyen de personnes par ménage.....                            | 20. |
| <b>CARACTÉRISTIQUES DE LA FAMILLE DE RECENSEMENT</b>             |                       |                      |                          |          |  |  |     |
| <b>Familles de recensement</b>                                   |                       |                      |                          |          |  |  |     |
| 15,585   | 16,920                | 19,530               | 24,400                   | 27,785   | 23,995                                   | Nombre total de familles de recensement dans les ménages privés..... | 21. |
| <b>selon la taille de la famille</b>                             |                       |                      |                          |          |  |  |     |
| 6,165  | 6,025                 | 8,460                | 11,720                   | 11,460   | 10,185                                   | 2 personnes.....   | 22. |
| 3,260  | 3,860                 | 4,540                | 4,565                    | 6,170    | 5,595                                    | 3 personnes.....   | 23. |
| 3,815  | 4,575                 | 3,820                | 5,360                    | 6,745    | 5,705                                    | 4 personnes.....   | 24. |
| 2,340  | 2,460                 | 2,705                | 2,755                    | 3,410    | 2,520                                    | 5 personnes ou plus.....   | 25. |
| <b>selon la structure de la famille et la présence d'enfants</b> |                       |                      |                          |          |  |  |     |
| 13,875   | 14,845                | 16,645               | 22,430                   | 24,825   | 20,895                                   | Nombre de familles époux-épouse.....                                 | 26. |
| 5,170  | 4,875                 | 6,735                | 10,610                   | 9,745    | 8,395                                    | Sans enfants à la maison.....  | 27. |
| 8,705  | 9,970                 | 9,915                | 11,820                   | 15,080   | 12,495                                   | Avec enfants à la maison.....  | 28. |
| 2,780  | 3,205                 | 3,785                | 3,980                    | 5,225    | 4,630                                    | 1 enfant à la maison.....  | 29. |
| 3,645  | 4,360                 | 3,565                | 5,150                    | 6,500    | 5,425                                    | 2 enfants à la maison.....   | 30. |
| 2,275  | 2,405                 | 2,565                | 2,695                    | 3,355    | 2,440                                    | 3 enfants ou plus à la maison.....                                   | 31. |
| 1,710  | 2,070                 | 2,885                | 1,970                    | 2,960    | 3,105                                    | Nombre de familles monoparentales.....                               | 32. |
| 340  | 390                   | 575                  | 435                      | 495      | 515                                      | Parent de sexe masculin.....   | 33. |
| 205  | 225                   | 355                  | 255                      | 300      | 325                                      | 1 enfant à la maison.....  | 34. |
| 85   | 120                   | 140                  | 120                      | 150      | 150                                      | 2 enfants à la maison.....   | 35. |
| 50   | 45                    | 80                   | 65                       | 45       | 45                                       | 3 enfants ou plus à la maison.....                                   | 36. |
| 1,365  | 1,680                 | 2,310                | 1,530                    | 2,465    | 2,585                                    | Parent de sexe féminin.....  | 37. |
| 790  | 925                   | 1,375                | 855                      | 1,415    | 1,460                                    | 1 enfant à la maison.....  | 38. |
| 395  | 530                   | 615                  | 470                      | 795      | 810                                      | 2 enfants à la maison.....   | 39. |
| 185  | 225                   | 320                  | 215                      | 255      | 310                                      | 3 enfants ou plus à la maison.....                                   | 40. |

## Selected Characteristics for Federal Electoral Districts (1987 Representation Order), 1986 Census - 100% data

| No.  | Characteristics  | St. Catharines | St. Paul's | Stormont -<br>Dundas | Sudbury | Thunder Bay -<br>Atikokan | Thunder Bay -<br>Nipigon |
|--|--|----------------|------------|----------------------|---------|---------------------------|--------------------------|
| <b>CENSUS FAMILY CHARACTERISTICS<br/>(concluded)</b> |  |                |            |                      |         |                           |                          |
| <b>Children in Census Families</b>                   |  |                |            |                      |         |                           |                          |
| 1.   | Total number of children at home.....                        | 30,110         | 24,145     | 27,480               | 26,045  | 23,505                    | 23,750                   |
| by age   |  |                |            |                      |         |                           |                          |
| 2.   | Under 6 years of age.....                                    | 6,670          | 5,705      | 6,720                | 5,590   | 5,380                     | 5,640                    |
| 3.   | 6 - 14 years.....  | 10,720         | 7,490      | 10,260               | 9,515   | 8,645                     | 8,615                    |
| 4.   | 15 - 17 years.....   | 4,110          | 2,950      | 3,455                | 3,510   | 3,120                     | 3,060                    |
| 5.   | 18 - 24 years.....   | 6,780          | 5,660      | 5,250                | 5,840   | 4,735                     | 4,860                    |
| 6.   | 25 years and over.....                                       | 1,835          | 2,345      | 1,790                | 1,595   | 1,625                     | 1,585                    |
| 7.   | Average number of children per census family(3).             | 1.2            | 1.0        | 1.2                  | 1.2     | 1.3                       | 1.3                      |
| <b>Persons in Private Households</b>                 |  |                |            |                      |         |                           |                          |
| by census family status and living arrangements      |  |                |            |                      |         |                           |                          |
| 8.   | Total number of persons.....                                 | 90,780         | 96,565     | 79,390               | 76,775  | 66,785                    | 68,420                   |
| 9.   | Number of non-family persons.....                            | 12,880         | 28,470     | 9,930                | 11,505  | 9,020                     | 9,865                    |
| 10.  | Living with relatives(4).....                                | 2,585          | 3,715      | 2,460                | 2,180   | 2,040                     | 2,065                    |
| 11.  | Living with non-relatives only.....                          | 2,165          | 6,945      | 1,700                | 1,980   | 1,855                     | 2,235                    |
| 12.  | Living alone.....  | 8,130          | 17,805     | 5,765                | 7,350   | 5,125                     | 5,560                    |
| 13.  | Number of family persons.....                                | 77,895         | 68,090     | 69,465               | 65,265  | 57,770                    | 58,560                   |
| 14.  | Average number of persons per census family.....             | 3.0            | 2.9        | 3.1                  | 3.1     | 3.2                       | 3.1                      |
| 15.  | Total number of persons 65 years and over.....               | 11,570         | 14,555     | 9,800                | 8,030   | 7,125                     | 7,255                    |
| 16.  | Number of non-family persons 65 years and over.....          | 4,585          | 7,195      | 3,950                | 3,340   | 2,955                     | 3,055                    |
| 17.  | Living with relatives(4).....                                | 870            | 1,220      | 865                  | 630     | 545                       | 540                      |
| 18.  | Living with non-relatives only.....                          | 195            | 510        | 210                  | 150     | 200                       | 210                      |
| 19.  | Living alone.....  | 3,525          | 5,460      | 2,880                | 2,560   | 2,210                     | 2,305                    |
| 20.  | Number of family persons 65 years and over..                 | 6,985          | 7,360      | 5,850                | 4,695   | 4,170                     | 4,200                    |
| <b>ECONOMIC FAMILY CHARACTERISTICS</b>               |  |                |            |                      |         |                           |                          |
| <b>Economic Families</b>                             |  |                |            |                      |         |                           |                          |
| 21.  | Total number of economic families in private households..... | 25,845         | 24,245     | 22,700               | 21,545  | 18,545                    | 18,820                   |
| by size of family                                    |  |                |            |                      |         |                           |                          |
| 22.  | 2 persons.....   | 10,760         | 12,085     | 8,900                | 8,580   | 6,945                     | 7,105                    |
| 23.  | 3 persons.....   | 5,780          | 4,835      | 5,235                | 5,230   | 4,205                     | 4,305                    |
| 24.  | 4 persons.....   | 6,030          | 4,645      | 5,500                | 4,980   | 4,655                     | 4,610                    |
| 25.  | 5 or more persons.....                                       | 3,280          | 2,685      | 3,075                | 2,760   | 2,745                     | 2,805                    |
| <b>Persons in Private Households</b>                 |  |                |            |                      |         |                           |                          |
| 26.  | Total.....   | 90,780         | 96,560     | 79,390               | 76,775  | 66,790                    | 68,420                   |
| 27.  | Number of unattached individuals.....                        | 10,295         | 24,750     | 7,465                | 9,325   | 6,980                     | 7,795                    |
| 28.  | Number of economic family persons.....                       | 80,480         | 71,810     | 71,925               | 67,445  | 59,810                    | 60,630                   |
| 29.  | Average number of persons per economic family...             | 3.1            | 3.0        | 3.2                  | 3.1     | 3.2                       | 3.2                      |

**Certaines caractéristiques des circonscriptions électorales fédérales (Ordonnance de représentation de 1987),  
recensement de 1986 - données intégrales**

| Timiskaming | Timmins -<br>Chapleau | Trinity -<br>Spadina | Victoria -<br>Haliburton | Waterloo | Welland - St.<br>Catharines -<br>Thorold | Caractéristiques  | N°  |
|-------------|-----------------------|----------------------|--------------------------|----------|--|---|-----|
|             |                       |                      |                          |          |  | <b>CARACTÉRISTIQUES DE LA FAMILLE DE<br/>RECENSEMENT<br/>(fin)</b>  |     |
|             |                       |                      |                          |          |  | <b>Enfants dans les familles de recensement</b>   |     |
| 20,430      | 23,200                | 24,570               | 26,320                   | 34,270   | 28,315                                   | <b>Nombre total d'enfants à la maison.....</b>  | 1.  |
|             |                       |                      |                          |          |  | <b>selon l'âge</b>  |     |
| 4,805       | 6,055                 | 4,860                | 6,760                    | 8,940    | 6,095                                    | Moins de 6 ans.....   | 2.  |
| 8,185       | 9,000                 | 7,175                | 10,310                   | 12,455   | 9,920                                    | 6 - 14 ans.....   | 3.  |
| 2,935       | 2,945                 | 3,090                | 3,445                    | 4,415    | 3,795                                    | 15 - 17 ans.....  | 4.  |
| 3,500       | 4,085                 | 6,500                | 4,465                    | 6,725    | 6,485                                    | 18 - 24 ans.....  | 5.  |
| 1,010       | 1,120                 | 2,940                | 1,340                    | 1,730    | 2,025                                    | 25 ans et plus.....   | 6.  |
| 1.3         | 1.4                   | 1.3                  | 1.1                      | 1.2      | 1.2                                      | <b>Nombre moyen d'enfants par famille de<br/>recensement (3).....</b>   | 7.  |
|             |                       |                      |                          |          |  | <b>Personnes dans les ménages privés</b>  |     |
|             |                       |                      |                          |          |  | <b>selon la situation des particuliers dans<br/>la famille de recensement et modalité de vie</b>                      |     |
| 56,880      | 62,435                | 88,110               | 82,665                   | 102,285  | 83,945                                   | <b>Nombre total de personnes.....</b>   | 8.  |
| 6,995       | 7,465                 | 27,360               | 9,515                    | 15,410   | 10,745                                   | Nombre de personnes hors famille.....   | 9.  |
| 1,510       | 1,795                 | 4,775                | 2,215                    | 2,685    | 2,645                                    | Vivant avec des personnes apparentées (4)....   | 10. |
| 1,155       | 1,410                 | 11,445               | 1,535                    | 4,920    | 1,640                                    | Vivant avec des personnes non apparentées<br>seulement.....   | 11. |
| 4,330       | 4,265                 | 11,140               | 5,765                    | 7,805    | 6,460                                    | Vivant seules.....  | 12. |
| 49,885      | 54,965                | 60,750               | 73,150                   | 86,875   | 73,205                                   | Nombre de personnes dans les familles.....  | 13. |
| 3.2         | 3.2                   | 3.1                  | 3.0                      | 3.1      | 3.1                                      | <b>Nombre moyen de personnes par famille de<br/>recensement.....</b>  | 14. |
| 6,490       | 5,085                 | 8,160                | 13,625                   | 9,380    | 10,330                                   | <b>Nombre total de personnes de 65 ans et plus...<br/>Nombre de personnes hors famille de 65 ans<br/>et plus.....</b> | 15. |
| 2,610       | 2,205                 | 4,085                | 4,335                    | 3,360    | 3,845                                    | Vivant avec des personnes apparentées (4) ..  | 16. |
| 435         | 470                   | 1,255                | 810                      | 730      | 865                                      | Vivant avec des personnes non apparentées<br>seulement.....   | 17. |
| 125         | 150                   | 800                  | 220                      | 180      | 170                                      | Vivant seules.....  | 18. |
| 2,050       | 1,580                 | 2,025                | 3,300                    | 2,450    | 2,815                                    | Nombre de personnes de 65 ans et plus dans<br>les familles.....   | 19. |
| 3,880       | 2,880                 | 4,080                | 9,285                    | 6,025    | 6,485                                    |   | 20. |
|             |                       |                      |                          |          |  | <b>CARACTÉRISTIQUES DE LA FAMILLE<br/>ÉCONOMIQUE</b>  |     |
|             |                       |                      |                          |          |  | <b>Familles économiques</b>   |     |
| 15,755      | 17,115                | 19,335               | 24,640                   | 28,135   | 24,305                                   | <b>Nombre total de familles économiques dans les<br/>ménages privés.....</b>  | 21. |
|             |                       |                      |                          |          |  | <b>selon la taille de la famille</b>  |     |
| 5,995       | 5,815                 | 7,615                | 11,355                   | 11,230   | 9,850                                    | 2 personnes.....  | 22. |
| 3,310       | 3,880                 | 4,070                | 4,750                    | 6,250    | 5,685                                    | 3 personnes.....  | 23. |
| 3,850       | 4,620                 | 3,615                | 5,395                    | 6,770    | 5,780                                    | 4 personnes.....  | 24. |
| 2,605       | 2,800                 | 4,030                | 3,145                    | 3,880    | 2,990                                    | 5 personnes ou plus.....  | 25. |
|             |                       |                      |                          |          |  | <b>Personnes dans les ménages privés</b>  |     |
| 56,880      | 62,435                | 88,115               | 82,665                   | 102,285  | 83,950                                   | <b>Total.....</b>   | 26. |
| 5,485       | 5,675                 | 22,590               | 7,300                    | 12,730   | 8,095                                    | Nombre de personnes seules.....   | 27. |
| 51,390      | 56,755                | 65,530               | 75,365                   | 89,560   | 75,845                                   | Nombre de personnes dans la famille<br>économique.....  | 28. |
| 3.3         | 3.3                   | 3.4                  | 3.1                      | 3.2      | 3.1                                      | <b>Nombre moyen de personnes par famille<br/>économique.....</b>  | 29. |

## Selected Characteristics for Federal Electoral Districts (1987 Representation Order), 1986 Census - 100% data

| No.                               | Characteristics  | Hellington -<br>Grey -<br>Dufferin -<br>Simcoe | Willowdale | Windsor -<br>Lake St. Clair<br>(Lac Sainte-<br>Claire) | Windsor West<br>(Ouest) | York - Simcoe | York Centre |
|-----------------------------------|--|--|------------|--|-------------------------|---------------|-------------|
| <b>POPULATION CHARACTERISTICS</b> |  |  |            |  |                         |               |             |
| 1.                                | Total population.....                                    | 95,215   | 94,260     | 87,155   | 91,915                  | 106,720       | 92,975      |
| <b>by sex and age</b>             |  |  |            |  |                         |               |             |
| 2.                                | Male, total.....   | 47,405   | 44,805     | 42,170   | 44,355                  | 53,460        | 45,955      |
| 3.                                | 0 - 4 years.....   | 3,920  | 2,320      | 2,920  | 2,810                   | 4,700         | 2,815       |
| 4.                                | 5 - 9 years.....   | 3,710  | 2,115      | 2,890  | 2,690                   | 4,360         | 2,550       |
| 5.                                | 10 - 14 years.....                                       | 3,860  | 2,240      | 2,990  | 2,865                   | 4,450         | 2,645       |
| 6.                                | 15 years.....  | 845  | 585        | 680  | 700                     | 960           | 585         |
| 7.                                | 16 years.....  | 855  | 605        | 675  | 695                     | 910           | 695         |
| 8.                                | 17 years.....  | 795  | 570        | 660  | 665                     | 780           | 695         |
| 9.                                | 18 years and over.....                                   | 33,410   | 36,375     | 31,360   | 33,925                  | 37,300        | 35,970      |
| 10.                               | 18 - 19 years.....                                       | 1,425  | 1,235      | 1,305  | 1,485                   | 1,660         | 1,410       |
| 11.                               | 20 - 24 years.....                                       | 3,545  | 4,175      | 3,780  | 4,920                   | 3,845         | 5,295       |
| 12.                               | 25 - 29 years.....                                       | 3,520  | 4,205      | 3,935  | 4,415                   | 4,165         | 5,145       |
| 13.                               | 30 - 34 years.....                                       | 3,565  | 3,350      | 3,505  | 3,320                   | 4,725         | 3,445       |
| 14.                               | 35 - 39 years.....                                       | 3,715  | 3,195      | 3,230  | 2,945                   | 5,125         | 3,135       |
| 15.                               | 40 - 44 years.....                                       | 3,050  | 2,525      | 2,585  | 2,350                   | 4,045         | 2,280       |
| 16.                               | 45 - 49 years.....                                       | 2,505  | 2,385      | 2,075  | 2,230                   | 2,960         | 2,335       |
| 17.                               | 50 - 54 years.....                                       | 2,225  | 2,660      | 1,930  | 2,455                   | 2,385         | 2,730       |
| 18.                               | 55 - 59 years.....                                       | 2,215  | 2,955      | 2,170  | 2,700                   | 2,310         | 2,730       |
| 19.                               | 60 - 64 years.....                                       | 2,055  | 3,095      | 2,180  | 2,395                   | 1,880         | 2,605       |
| 20.                               | 65 - 74 years.....                                       | 3,350  | 4,470      | 2,900  | 2,875                   | 2,725         | 3,295       |
| 21.                               | 75 - 84 years.....                                       | 1,830  | 1,810      | 1,445  | 1,425                   | 1,215         | 1,370       |
| 22.                               | 85 years and over.....                                   | 415  | 320        | 315  | 405                     | 260           | 205         |
| 23.                               | Female, total.....                                       | 47,810   | 49,455     | 44,990   | 47,565                  | 53,260        | 47,025      |
| 24.                               | 0 - 4 years.....   | 3,505  | 2,090      | 2,885  | 2,745                   | 4,380         | 2,730       |
| 25.                               | 5 - 9 years.....   | 3,450  | 1,960      | 2,735  | 2,735                   | 4,310         | 2,245       |
| 26.                               | 10 - 14 years.....                                       | 3,615  | 2,165      | 2,955  | 2,875                   | 4,285         | 2,510       |
| 27.                               | 15 years.....  | 825  | 540        | 730  | 635                     | 890           | 620         |
| 28.                               | 16 years.....  | 740  | 530        | 630  | 715                     | 845           | 615         |
| 29.                               | 17 years.....  | 710  | 575        | 635  | 655                     | 740           | 600         |
| 30.                               | 18 years and over.....                                   | 34,970   | 41,590     | 34,425   | 37,425                  | 37,810        | 37,705      |
| 31.                               | 18 - 19 years.....                                       | 1,275  | 1,215      | 1,230  | 1,420                   | 1,480         | 1,555       |
| 32.                               | 20 - 24 years.....                                       | 3,340  | 4,280      | 3,875  | 4,845                   | 3,775         | 5,385       |
| 33.                               | 25 - 29 years.....                                       | 3,570  | 4,050      | 3,895  | 4,015                   | 4,485         | 4,955       |
| 34.                               | 30 - 34 years.....                                       | 3,725  | 3,470      | 3,680  | 3,315                   | 4,970         | 3,435       |
| 35.                               | 35 - 39 years.....                                       | 3,810  | 3,605      | 3,255  | 3,055                   | 5,060         | 3,075       |
| 36.                               | 40 - 44 years.....                                       | 2,905  | 2,810      | 2,485  | 2,430                   | 3,770         | 2,565       |
| 37.                               | 45 - 49 years.....                                       | 2,330  | 2,890      | 2,125  | 2,445                   | 2,535         | 2,680       |
| 38.                               | 50 - 54 years.....                                       | 2,150  | 2,950      | 2,100  | 2,565                   | 2,250         | 2,795       |
| 39.                               | 55 - 59 years.....                                       | 2,220  | 3,445      | 2,415  | 2,695                   | 2,075         | 2,775       |
| 40.                               | 60 - 64 years.....                                       | 2,325  | 3,755      | 2,605  | 2,820                   | 1,970         | 2,775       |
| 41.                               | 65 - 74 years.....                                       | 3,980  | 5,345      | 3,865  | 3,990                   | 3,030         | 3,545       |
| 42.                               | 75 - 84 years.....                                       | 2,395  | 2,895      | 2,220  | 2,715                   | 1,760         | 1,790       |
| 43.                               | 85 years and over.....                                   | 955  | 880        | 660  | 1,120                   | 645           | 370         |
| <b>by marital status</b>          |  |  |            |  |                         |               |             |
| 44.                               | Single (never married), total.....                       | 38,405   | 34,550     | 34,740   | 38,195                  | 44,405        | 38,175      |
| 45.                               | Single (never married), 15 years of age<br>and over..... | 16,345   | 21,655     | 17,370   | 21,685                  | 17,925        | 22,685      |
| 46.                               | Married.....   | 47,980   | 48,000     | 41,920   | 40,635                  | 54,375        | 46,015      |
| 47.                               | Separated.....   | 1,740  | 2,205      | 1,995  | 2,335                   | 2,020         | 2,075       |
| 48.                               | Widowed.....   | 5,630  | 6,695      | 5,565  | 7,080                   | 4,175         | 4,520       |
| 49.                               | Divorced.....  | 1,465  | 2,805      | 2,940  | 3,670                   | 1,745         | 2,190       |
| <b>by mother tongue</b>           |  |  |            |  |                         |               |             |
| 50.                               | Single responses.....                                    | 93,985   | 89,120     | 82,045   | 86,670                  | 104,540       | 85,435      |
| 51.                               | English.....   | 88,215   | 62,565     | 65,515   | 68,265                  | 94,245        | 48,450      |
| 52.                               | French.....  | 605  | 1,280      | 4,370  | 3,055                   | 1,035         | 1,075       |
| 53.                               | Non-official languages.....                              | 5,175  | 25,275     | 12,155   | 15,355                  | 9,260         | 35,910      |
| 54.                               | Italian.....   | 305  | 3,070      | 3,465  | 5,365                   | 1,245         | 19,765      |
| 55.                               | German.....  | 1,960  | 1,805      | 1,290  | 1,180                   | 2,075         | 1,090       |
| 56.                               | Chinese.....   | 80   | 2,880      | 290  | 1,115                   | 175           | 750         |
| 57.                               | Ukrainian.....   | 200  | 590        | 985  | 725                     | 505           | 325         |
| 58.                               | Portuguese.....  | 80   | 305        | 110  | 185                     | 1,110         | 700         |
| 59.                               | Other languages.....                                     | 2,540  | 16,630     | 6,015  | 6,780                   | 4,145         | 13,275      |
| 60.                               | Multiple responses.....                                  | 1,230  | 5,135      | 5,110  | 5,245                   | 2,175         | 7,540       |

Certaines caractéristiques des circonscriptions électorales fédérales (Ordonnance de représentation de 1987),  
recensement de 1986 - données intégrales

| York North<br>(Nord) | York South<br>(Sud) - Weston | York West<br>(Ouest) | Manitoba † | Brandon -<br>Souris | Churchill | Caractéristiques  | N°  |
|----------------------|------------------------------|----------------------|------------|---------------------|-----------|---|-----|
| PROVINCE             |                              |                      |            |                     |           |   |     |
|                      |                              |                      |            |                     |           | <b>CARACTÉRISTIQUES DE LA POPULATION</b>                |     |
| 144,225              | 94,310                       | 102,160              | 1,063,015  | 74,760              | 68,910    | Population totale.....                                  | 1.  |
|                      |                              |                      |            |                     |           | <b>selon le sexe et l'âge</b>                           |     |
| 72,115               | 45,650                       | 50,795               | 523,770    | 36,745              | 35,525    | Hommes, total.....                                      | 2.  |
| 6,625                | 3,375                        | 3,935                | 40,790     | 2,815               | 4,135     | 0 - 4 ans.....  | 3.  |
| 5,600                | 2,890                        | 3,715                | 39,360     | 2,760               | 3,855     | 5 - 9 ans.....  | 4.  |
| 5,540                | 2,630                        | 4,025                | 40,775     | 2,860               | 3,980     | 10 - 14 ans.....  | 5.  |
| 1,245                | 590                          | 860                  | 8,720      | 570                 | 770       | 15 ans.....   | 6.  |
| 1,195                | 610                          | 910                  | 8,560      | 600                 | 755       | 16 ans.....   | 7.  |
| 1,180                | 610                          | 995                  | 8,445      | 535                 | 750       | 17 ans.....   | 8.  |
| 50,725               | 34,950                       | 36,355               | 377,120    | 26,615              | 21,285    | 18 ans et plus.....                                     | 9.  |
| 2,270                | 1,355                        | 2,080                | 16,375     | 1,150               | 1,335     | 18 - 19 ans.....  | 10. |
| 5,975                | 4,795                        | 6,330                | 47,290     | 3,460               | 3,165     | 20 - 24 ans.....  | 11. |
| 6,105                | 5,100                        | 5,310                | 47,435     | 3,260               | 3,330     | 25 - 29 ans.....  | 12. |
| 6,495                | 3,810                        | 3,785                | 43,455     | 2,860               | 2,810     | 30 - 34 ans.....  | 13. |
| 6,755                | 3,365                        | 3,600                | 39,105     | 2,580               | 2,610     | 35 - 39 ans.....  | 14. |
| 5,185                | 2,535                        | 2,845                | 30,470     | 1,870               | 1,885     | 40 - 44 ans.....  | 15. |
| 4,440                | 2,305                        | 2,885                | 25,300     | 1,630               | 1,580     | 45 - 49 ans.....  | 16. |
| 4,015                | 2,505                        | 2,930                | 23,985     | 1,605               | 1,245     | 50 - 54 ans.....  | 17. |
| 3,340                | 2,605                        | 2,560                | 23,625     | 1,800               | 1,000     | 55 - 59 ans.....  | 18. |
| 2,350                | 2,305                        | 1,805                | 23,050     | 1,640               | 800       | 60 - 64 ans.....  | 19. |
| 2,510                | 2,900                        | 1,625                | 35,725     | 2,835               | 960       | 65 - 74 ans.....  | 20. |
| 1,080                | 1,160                        | 520                  | 17,295     | 1,560               | 480       | 75 - 84 ans.....  | 21. |
| 205                  | 195                          | 80                   | 4,010      | 365                 | 95        | 85 ans et plus.....                                     | 22. |
| 72,110               | 48,660                       | 51,365               | 539,240    | 38,015              | 33,390    | Femmes, total.....                                      | 23. |
| 5,180                | 3,210                        | 3,890                | 38,635     | 2,720               | 3,930     | 0 - 4 ans.....  | 24. |
| 5,400                | 2,550                        | 3,445                | 37,635     | 2,615               | 3,730     | 5 - 9 ans.....  | 25. |
| 5,255                | 2,455                        | 3,725                | 38,490     | 2,645               | 3,655     | 10 - 14 ans.....  | 26. |
| 1,180                | 590                          | 900                  | 8,420      | 545                 | 775       | 15 ans.....   | 27. |
| 1,140                | 590                          | 920                  | 8,155      | 520                 | 760       | 16 ans.....   | 28. |
| 1,040                | 605                          | 895                  | 7,875      | 545                 | 685       | 17 ans.....   | 29. |
| 51,915               | 38,660                       | 37,585               | 400,035    | 28,425              | 19,850    | 18 ans et plus.....                                     | 30. |
| 2,085                | 1,365                        | 2,020                | 15,905     | 1,185               | 1,210     | 18 - 19 ans.....  | 31. |
| 5,815                | 5,065                        | 6,115                | 47,185     | 3,450               | 3,275     | 20 - 24 ans.....  | 32. |
| 6,890                | 5,160                        | 5,125                | 46,560     | 3,190               | 3,210     | 25 - 29 ans.....  | 33. |
| 7,185                | 3,980                        | 4,040                | 43,660     | 2,855               | 2,715     | 30 - 34 ans.....  | 34. |
| 6,820                | 3,495                        | 3,800                | 39,260     | 2,515               | 2,265     | 35 - 39 ans.....  | 35. |
| 4,955                | 2,650                        | 3,160                | 30,355     | 1,945               | 1,640     | 40 - 44 ans.....  | 36. |
| 4,070                | 2,640                        | 3,155                | 25,195     | 1,690               | 1,355     | 45 - 49 ans.....  | 37. |
| 3,430                | 2,610                        | 2,820                | 23,985     | 1,670               | 1,010     | 50 - 54 ans.....  | 38. |
| 2,910                | 2,735                        | 2,375                | 24,770     | 1,765               | 860       | 55 - 59 ans.....  | 39. |
| 2,385                | 2,615                        | 1,840                | 26,300     | 1,895               | 680       | 60 - 64 ans.....  | 40. |
| 3,040                | 3,595                        | 1,920                | 43,330     | 3,335               | 1,000     | 65 - 74 ans.....  | 41. |
| 1,700                | 2,070                        | 915                  | 24,935     | 2,130               | 510       | 75 - 84 ans.....  | 42. |
| 635                  | 680                          | 305                  | 8,590      | 805                 | 120       | 85 ans et plus.....                                     | 43. |
| 61,440               | 39,505                       | 48,155               | 458,860    | 30,985              | 37,160    | <b>selon l'état matrimonial</b>                         |     |
| 26,830               | 22,400                       | 25,420               | 223,175    | 14,570              | 13,870    | Célibataires (jamais marié(e)s), total.....             | 44. |
| 74,240               | 43,165                       | 45,710               | 499,025    | 36,365              | 27,730    | Célibataires (jamais marié(e)s), 15<br>ans et plus..... | 45. |
| 2,020                | 2,940                        | 2,540                | 21,235     | 1,225               | 1,245     | Marié(e)s.....  | 46. |
| 4,595                | 5,730                        | 3,420                | 59,410     | 4,535               | 1,885     | Séparé(e)s.....   | 47. |
| 1,935                | 2,970                        | 2,330                | 24,490     | 1,650               | 885       | Veufs (ves).....  | 48. |
|                      |                              |                      |            |                     |           | Divorcé(e)s.....  | 49. |
| 136,650              | 87,805                       | 93,235               | 1,001,100  | 72,760              | 62,875    | <b>selon la langue maternelle</b>                       |     |
| 99,060               | 57,625                       | 54,740               | 758,305    | 65,985              | 40,320    | Réponses uniques.....                                   | 50. |
| 1,280                | 900                          | 685                  | 45,600     | 1,245               | 955       | Anglais.....  | 51. |
| 36,300               | 29,280                       | 37,805               | 197,190    | 5,520               | 21,590    | Français.....   | 52. |
| 21,015               | 11,695                       | 20,055               | 5,180      | 80                  | 50        | Langues non officielles.....                            | 53. |
| 2,420                | 1,240                        | 1,030                | 65,760     | 2,185               | 570       | Italien.....  | 54. |
| 1,485                | 1,010                        | 1,480                | 6,670      | 210                 | 70        | Allemand.....   | 55. |
| 460                  | 995                          | 270                  | 41,050     | 1,190               | 960       | Chinois.....  | 56. |
| 625                  | 1,965                        | 725                  | 5,955      | 10                  | 195       | Ukrainien.....  | 57. |
| 10,290               | 12,370                       | 14,245               | 72,580     | 1,850               | 19,750    | Portugais.....  | 58. |
| 7,580                | 6,505                        | 8,930                | 61,915     | 2,005               | 6,035     | Autres langues.....                                     | 59. |
|                      |                              |                      |            |                     |           | Réponses multiples.....                                 | 60. |

## Selected Characteristics for Federal Electoral Districts (1987 Representation Order), 1986 Census - 100% data

| No.  | Characteristics  | Wellington -<br>Grey -<br>Dufferin -<br>Simcoe | Willowdale | Windsor -<br>Lake St. Clair<br>(Lac Sainte-<br>Claire) | Windsor West<br>(Ouest) | York - Simcoe | York Centre |
|--|--|--|------------|--|-------------------------|---------------|-------------|
| <b>DWELLING CHARACTERISTICS</b>              |  |  |            |  |                         |               |             |
| 1.   | Total number of occupied private dwellings.....            | 32,615   | 36,615     | 32,765   | 35,440                  | 33,330        | 32,920      |
| by tenure                                    |  |  |            |  |                         |               |             |
| 2.   | Owned.....   | 24,680   | 20,575     | 22,740   | 20,405                  | 27,390        | 16,250      |
| 3.   | Rented.....  | 7,930  | 16,040     | 10,025   | 15,030                  | 5,900         | 16,670      |
| 4.   | On reserve (1).....  | -  | -          | -  | -                       | 45            | -           |
| by type of dwelling                          |  |  |            |  |                         |               |             |
| 5.   | Single-detached house.....                                 | 25,165   | 16,785     | 23,175   | 21,050                  | 27,525        | 10,740      |
| 6.   | Apartment, 5 or more storeys.....                          | 515  | 14,175     | 3,575  | 5,920                   | 950           | 9,680       |
| 7.   | Movable dwelling.....                                      | 195  | -          | -  | 115                     | 75            | 5           |
| 8.   | All other types (2).....                                   | 6,740  | 5,655      | 6,020  | 8,350                   | 4,790         | 12,490      |
| <b>HOUSEHOLD CHARACTERISTICS</b>             |  |  |            |  |                         |               |             |
| <b>Private Households</b>                    |  |  |            |  |                         |               |             |
| 9.   | Total number of private households.....                    | 32,615   | 36,615     | 32,765   | 35,440                  | 33,330        | 32,920      |
| by size of household                         |  |  |            |  |                         |               |             |
| 10.  | 1 person.....  | 6,155  | 8,730      | 7,930  | 10,450                  | 3,885         | 6,895       |
| 11.  | 2 persons.....   | 10,040   | 12,740     | 10,075   | 10,430                  | 9,235         | 9,770       |
| 12.  | 3 persons.....   | 5,395  | 6,510      | 5,675  | 5,710                   | 6,390         | 6,015       |
| 13.  | 4 - 5 persons.....   | 9,605  | 7,560      | 8,115  | 7,685                   | 12,300        | 8,665       |
| 14.  | 6 - 9 persons.....   | 1,380  | 1,050      | 955  | 1,130                   | 1,500         | 1,550       |
| 15.  | 10 or more persons.....                                    | 30   | 20         | 15   | 30                      | 25            | 25          |
| by number of families                        |  |  |            |  |                         |               |             |
| 16.  | Non-family household.....                                  | 7,090  | 10,600     | 9,135  | 12,065                  | 4,785         | 8,395       |
| 17.  | 1 census family.....                                       | 25,255   | 25,435     | 23,375   | 23,025                  | 28,005        | 23,600      |
| 18.  | 2 or more census families.....                             | 265  | 575        | 255  | 345                     | 545           | 930         |
| <b>Persons in Private Households</b>         |  |  |            |  |                         |               |             |
| 19.  | Total.....   | 92,995   | 93,105     | 86,180   | 89,120                  | 104,135       | 92,255      |
| 20.  | Average number of persons per household.....               | 2.9  | 2.5        | 2.6  | 2.5                     | 3.1           | 2.8         |
| <b>CENSUS FAMILY CHARACTERISTICS</b>         |  |  |            |  |                         |               |             |
| <b>Census Families</b>                       |  |  |            |  |                         |               |             |
| 21.  | Total number of census families in private households..... | 25,800   | 26,605     | 23,890   | 23,720                  | 29,095        | 25,480      |
| by size of family                            |  |  |            |  |                         |               |             |
| 22.  | 2 persons.....   | 10,235   | 12,975     | 10,100   | 10,320                  | 10,015        | 10,665      |
| 23.  | 3 persons.....   | 5,270  | 6,220      | 5,465  | 5,470                   | 6,500         | 6,000       |
| 24.  | 4 persons.....   | 6,525  | 5,185      | 5,495  | 5,010                   | 8,530         | 5,695       |
| 25.  | 5 or more persons.....                                     | 3,775  | 2,225      | 2,840  | 2,915                   | 4,050         | 3,125       |
| by family structure and presence of children |  |  |            |  |                         |               |             |
| 26.  | Number of husband-wife families.....                       | 23,515   | 23,550     | 20,540   | 19,795                  | 26,695        | 22,465      |
| 27.  | With no children at home.....                              | 8,930  | 11,050     | 8,205  | 8,050                   | 8,690         | 8,885       |
| 28.  | With children at home.....                                 | 14,585   | 12,495     | 12,335   | 11,750                  | 18,005        | 13,585      |
| 29.  | 1 child at home.....                                       | 4,560  | 5,365      | 4,410  | 4,370                   | 5,725         | 5,135       |
| 30.  | 2 children at home.....                                    | 6,310  | 4,965      | 5,180  | 4,595                   | 8,290         | 5,415       |
| 31.  | 3 or more children at home.....                            | 3,715  | 2,165      | 2,750  | 2,780                   | 3,990         | 3,030       |
| 32.  | Number of lone-parent families.....                        | 2,280  | 3,055      | 3,350  | 3,925                   | 2,405         | 3,015       |
| 33.  | Male parent.....   | 480  | 505        | 540  | 605                     | 555           | 530         |
| 34.  | 1 child at home.....                                       | 295  | 330        | 315  | 370                     | 330           | 335         |
| 35.  | 2 children at home.....                                    | 130  | 125        | 155  | 150                     | 165           | 140         |
| 36.  | 3 or more children at home.....                            | 60   | 50         | 60   | 85                      | 65            | 55          |
| 37.  | Female parent.....   | 1,795  | 2,550      | 2,815  | 3,315                   | 1,850         | 2,485       |
| 38.  | 1 child at home.....                                       | 1,010  | 1,595      | 1,580  | 1,905                   | 995           | 1,450       |
| 39.  | 2 children at home.....                                    | 575  | 730        | 895  | 945                     | 615           | 715         |
| 40.  | 3 or more children at home.....                            | 210  | 230        | 335  | 470                     | 240           | 315         |



**Certaines caractéristiques des circonscriptions électorales fédérales (Ordonnance de représentation de 1987),  
recensement de 1986 - données intégrales**

| York North<br>(Nord) | York South<br>(Sud) - Weston | York West<br>(Ouest) | Manitoba † | Brandon -<br>Souris | Churchill | Caractéristiques  | N°  |
|----------------------|------------------------------|----------------------|------------|---------------------|-----------|---|-----|
| PROVINCE             |                              |                      |            |                     |           |   |     |
|                      |                              |                      |            |                     |           | <b>CARACTÉRISTIQUES DU LOGEMENT</b>                                     |     |
| 42,785               | 34,760                       | 30,335               | 382,345    | 27,290              | 18,870    | Nombre total de logements privés occupés.....                           | 1.  |
|                      |                              |                      |            |                     |           | <b>selon le mode d'occupation</b>                                       |     |
| 35,655               | 16,315                       | 13,670               | 250,420    | 18,700              | 8,440     | Possédé.....  | 2.  |
| 7,125                | 18,445                       | 16,665               | 126,250    | 8,325               | 6,050     | Loué.....   | 3.  |
| -                    | -                            | -                    | 5,675      | 270                 | 4,390     | Dans une réserve(1).....  | 4.  |
|                      |                              |                      |            |                     |           | <b>selon le type de logement</b>  |     |
| 34,300               | 11,595                       | 5,405                | 261,980    | 20,410              | 13,370    | Maison individuelle non attenante.....                                  | 5.  |
| 2,065                | 14,275                       | 14,690               | 31,625     | 555                 | 385       | Appartement, 5 étages ou plus.....                                      | 6.  |
| 20                   | 5                            | 5                    | 4,250      | 330                 | 790       | Logement mobile.....  | 7.  |
| 6,395                | 8,880                        | 10,240               | 84,480     | 6,000               | 4,325     | Tous autres types(2).....   | 8.  |
|                      |                              |                      |            |                     |           | <b>CARACTÉRISTIQUES DU MÉNAGE</b>                                       |     |
|                      |                              |                      |            |                     |           | <b>Ménages privés</b>   |     |
| 42,785               | 34,755                       | 30,335               | 382,345    | 27,295              | 18,875    | Nombre total de ménages privés.....                                     | 9.  |
|                      |                              |                      |            |                     |           | <b>selon la taille du ménage</b>  |     |
| 3,700                | 8,300                        | 3,515                | 91,815     | 6,455               | 2,915     | 1 personne.....   | 10. |
| 10,280               | 10,565                       | 6,800                | 117,175    | 9,000               | 3,860     | 2 personnes.....  | 11. |
| 8,730                | 6,345                        | 6,395                | 62,160     | 4,395               | 3,135     | 3 personnes.....  | 12. |
| 17,490               | 8,040                        | 10,975               | 95,185     | 6,600               | 6,220     | 4 - 5 personnes.....  | 13. |
| 2,520                | 1,475                        | 2,595                | 15,250     | 830                 | 2,375     | 6 - 9 personnes.....  | 14. |
| 50                   | 40                           | 55                   | 760        | 15                  | 370       | 10 personnes ou plus.....   | 15. |
|                      |                              |                      |            |                     |           | <b>selon le nombre de familles</b>                                      |     |
| 4,710                | 10,165                       | 5,010                | 109,210    | 7,745               | 3,610     | Ménage non familial.....  | 16. |
| 36,750               | 23,745                       | 24,030               | 270,060    | 19,440              | 14,810    | 1 famille de recensement.....   | 17. |
| 1,320                | 845                          | 1,295                | 3,075      | 105                 | 455       | 2 familles de recensement ou plus.....                                  | 18. |
|                      |                              |                      |            |                     |           | <b>Personnes dans les ménages privés</b>                                |     |
| 142,600              | 93,055                       | 101,605              | 1,031,080  | 71,450              | 67,710    | Total.....  | 19. |
| 3.3                  | 2.7                          | 3.3                  | 2.7        | 2.6                 | 3.6       | Nombre moyen de personnes par ménage.....                               | 20. |
|                      |                              |                      |            |                     |           | <b>CARACTÉRISTIQUES DE LA FAMILLE DE<br/>RECENSEMENT</b>                |     |
|                      |                              |                      |            |                     |           | <b>Familles de recensement</b>  |     |
| 39,420               | 25,455                       | 26,685               | 276,320    | 19,660              | 15,745    | Nombre total de familles de recensement dans<br>les ménages privés..... | 21. |
|                      |                              |                      |            |                     |           | <b>selon la taille de la famille</b>                                    |     |
| 12,015               | 11,285                       | 8,260                | 114,205    | 8,645               | 4,325     | 2 personnes.....  | 22. |
| 9,210                | 6,240                        | 6,830                | 59,380     | 4,110               | 3,335     | 3 personnes.....  | 23. |
| 12,205               | 5,265                        | 7,100                | 63,950     | 4,490               | 4,060     | 4 personnes.....  | 24. |
| 5,990                | 2,665                        | 4,505                | 38,790     | 2,415               | 4,035     | 5 personnes ou plus.....  | 25. |
|                      |                              |                      |            |                     |           | <b>selon la structure de la famille et la<br/>présence d'enfants</b>    |     |
| 36,515               | 20,835                       | 22,075               | 242,520    | 17,585              | 13,360    | Nombre de familles époux-épouse.....                                    | 26. |
| 10,455               | 8,405                        | 6,060                | 95,140     | 7,500               | 3,265     | Sans enfants à la maison.....   | 27. |
| 26,060               | 12,425                       | 16,015               | 147,375    | 10,085              | 10,095    | Avec enfants à la maison.....   | 28. |
| 8,205                | 4,995                        | 5,355                | 49,565     | 3,480               | 2,690     | 1 enfant à la maison.....   | 29. |
| 11,930               | 4,890                        | 6,450                | 60,585     | 4,275               | 3,705     | 2 enfants à la maison.....  | 30. |
| 5,925                | 2,540                        | 4,205                | 37,230     | 2,325               | 3,700     | 3 enfants ou plus à la maison.....                                      | 31. |
| 2,905                | 4,620                        | 4,610                | 33,800     | 2,070               | 2,385     | Nombre de familles monoparentales.....                                  | 32. |
| 625                  | 700                          | 680                  | 5,840      | 335                 | 605       | Parent de sexe masculin.....  | 33. |
| 325                  | 445                          | 390                  | 3,410      | 190                 | 285       | 1 enfant à la maison.....   | 34. |
| 220                  | 190                          | 200                  | 1,605      | 95                  | 160       | 2 enfants à la maison.....  | 35. |
| 80                   | 70                           | 95                   | 825        | 55                  | 160       | 3 enfants ou plus à la maison.....                                      | 36. |
| 2,280                | 3,920                        | 3,930                | 27,965     | 1,740               | 1,785     | Parent de sexe féminin.....   | 37. |
| 1,230                | 2,435                        | 1,810                | 15,655     | 960                 | 775       | 1 enfant à la maison.....   | 38. |
| 785                  | 1,055                        | 1,275                | 8,210      | 535                 | 485       | 2 enfants à la maison.....  | 39. |
| 265                  | 430                          | 845                  | 4,095      | 245                 | 520       | 3 enfants ou plus à la maison.....                                      | 40. |

## Selected Characteristics for Federal Electoral Districts (1987 Representation Order), 1986 Census - 100% data

| No.  | Characteristics  | Wellington -<br>Grey -<br>Dufferin -<br>Simcoe | Willowdale | Windsor -<br>Lake St. Clair<br>(Lac Sainte-<br>Claire) | Windsor West<br>(Ouest) | York - Simcoe | York Centre |
|--|--|--|------------|--|-------------------------|---------------|-------------|
| <b>CENSUS FAMILY CHARACTERISTICS<br/>(concluded)</b>   |  |  |            |  |                         |               |             |
| <b>Children in Census Families</b>                     |  |  |            |  |                         |               |             |
| 1.   | Total number of children at home.....                        | 33,355   | 26,990     | 29,195   | 29,260                  | 39,270        | 30,720      |
| <b>by age</b>  |  |  |            |  |                         |               |             |
| 2.   | Under 6 years of age.....                                    | 8,730  | 5,185      | 6,680  | 6,390                   | 10,705        | 6,340       |
| 3.   | 6 - 14 years.....  | 12,940   | 7,470      | 10,345   | 9,690                   | 15,260        | 8,795       |
| 4.   | 15 - 17 years.....   | 4,450  | 3,225      | 3,800  | 3,820                   | 4,865         | 3,650       |
| 5.   | 18 - 24 years.....   | 5,630  | 7,600      | 6,290  | 7,015                   | 6,730         | 8,405       |
| 6.   | 25 years and over.....                                       | 1,615  | 3,520      | 2,075  | 2,340                   | 1,710         | 3,530       |
| 7.   | Average number of children per census family(3) .            | 1.3  | 1.0        | 1.2  | 1.2                     | 1.3           | 1.2         |
| <b>Persons in Private Households</b>                   |  |  |            |  |                         |               |             |
| <b>by census family status and living arrangements</b> |  |  |            |  |                         |               |             |
| 8.   | Total number of persons.....                                 | 92,990   | 93,105     | 86,180   | 89,115                  | 104,135       | 92,250      |
| 9.   | Number of non-family persons.....                            | 10,325   | 15,960     | 12,555   | 16,340                  | 9,085         | 13,590      |
| 10.  | Living with relatives(4).....                                | 2,395  | 3,740      | 2,785  | 3,290                   | 2,825         | 3,790       |
| 11.  | Living with non-relatives only.....                          | 1,765  | 3,495      | 1,840  | 2,600                   | 2,370         | 2,910       |
| 12.  | Living alone.....  | 6,155  | 8,725      | 7,930  | 10,450                  | 3,885         | 6,895       |
| 13.  | Number of family persons.....                                | 82,665   | 77,145     | 73,620   | 72,775                  | 95,055        | 78,665      |
| 14.  | Average number of persons per census family.....             | 3.2  | 2.9        | 3.1  | 3.1                     | 3.3           | 3.1         |
| 15.  | Total number of persons 65 years and over.....               | 11,455   | 14,965     | 10,915   | 10,905                  | 8,120         | 10,430      |
| 16.  | Number of non-family persons 65 years and over.....          | 4,265  | 5,440      | 4,315  | 5,225                   | 2,840         | 3,650       |
| 17.  | Living with relatives(4).....                                | 790  | 1,320      | 865  | 875                     | 855           | 1,095       |
| 18.  | Living with non-relatives only.....                          | 200  | 240        | 190  | 200                     | 180           | 145         |
| 19.  | Living alone.....  | 3,270  | 3,875      | 3,265  | 4,150                   | 1,800         | 2,405       |
| 20.  | Number of family persons 65 years and over..                 | 7,190  | 9,525      | 6,595  | 5,685                   | 5,280         | 6,780       |
| <b>ECONOMIC FAMILY CHARACTERISTICS</b>                 |  |  |            |  |                         |               |             |
| <b>Economic Families</b>                               |  |  |            |  |                         |               |             |
| 21.  | Total number of economic families in private households..... | 26,045   | 26,840     | 24,260   | 24,130                  | 28,990        | 25,220      |
| <b>by size of family</b>                               |  |  |            |  |                         |               |             |
| 22.  | 2 persons.....   | 9,925  | 12,305     | 9,800  | 9,960                   | 9,190         | 9,540       |
| 23.  | 3 persons.....   | 5,330  | 6,245      | 5,555  | 5,550                   | 6,405         | 5,745       |
| 24.  | 4 persons.....   | 6,570  | 5,290      | 5,650  | 5,190                   | 8,530         | 5,650       |
| 25.  | 5 or more persons.....                                       | 4,220  | 3,000      | 3,255  | 3,435                   | 4,865         | 4,280       |
| <b>Persons in Private Households</b>                   |  |  |            |  |                         |               |             |
| 26.  | Total.....   | 92,995   | 93,105     | 86,175   | 89,120                  | 104,140       | 92,255      |
| 27.  | Number of unattached individuals.....                        | 7,925  | 12,225     | 9,770  | 13,050                  | 6,255         | 9,805       |
| 28.  | Number of economic family persons.....                       | 85,065   | 80,880     | 76,405   | 76,065                  | 97,880        | 82,450      |
| 29.  | Average number of persons per economic family...             | 3.3  | 3.0        | 3.1  | 3.2                     | 3.4           | 3.3         |

**Certaines caractéristiques des circonscriptions électorales fédérales (Ordonnance de représentation de 1987),  
recensement de 1986 - données intégrales**

| York North<br>(Nord) | York South<br>(Sud) - Weston | York West<br>(Ouest) | Manitoba † | Brandon -<br>Souris | Churchill | Caractéristiques   | N°  |
|----------------------|------------------------------|----------------------|------------|---------------------|-----------|--|-----|
| PROVINCE             |                              |                      |            |                     |           |  |     |
|                      |                              |                      |            |                     |           | <b>CARACTÉRISTIQUES DE LA FAMILLE DE<br/>RECENSEMENT<br/>(fin)</b>   |     |
|                      |                              |                      |            |                     |           | <b>Enfants dans les familles de recensement</b>  |     |
| 56,045               | 30,245                       | 40,775               | 354,485    | 23,205              | 29,465    | Nombre total d'enfants à la maison.....  | 1.  |
|                      |                              |                      |            |                     |           | <b>selon l'âge</b>   |     |
| 14,995               | 7,440                        | 8,930                | 90,035     | 6,325               | 8,430     | Moins de 6 ans.....  | 2.  |
| 19,165               | 9,165                        | 13,170               | 134,680    | 9,385               | 12,320    | 6 - 14 ans.....  | 3.  |
| 6,685                | 3,340                        | 5,165                | 46,060     | 2,990               | 3,875     | 15 - 17 ans.....   | 4.  |
| 11,960               | 7,115                        | 10,380               | 62,795     | 3,415               | 3,750     | 18 - 24 ans.....   | 5.  |
| 3,245                | 3,175                        | 3,125                | 20,920     | 1,095               | 1,090     | 25 ans et plus.....  | 6.  |
| 1.4                  | 1.2                          | 1.5                  | 1.3        | 1.2                 | 1.9       | Nombre moyen d'enfants par famille de<br>recensement (3).....  | 7.  |
|                      |                              |                      |            |                     |           | <b>Personnes dans les ménages privés</b>   |     |
|                      |                              |                      |            |                     |           | <b>selon la situation des particuliers dans<br/>la famille de recensement et modalité de vie</b>             |     |
| 142,600              | 93,050                       | 101,605              | 1,031,075  | 71,455              | 67,710    | Nombre total de personnes.....   | 8.  |
| 10,620               | 16,520                       | 12,070               | 157,760    | 11,005              | 9,140     | Nombre de personnes hors famille.....  | 9.  |
| 4,070                | 4,650                        | 5,285                | 35,460     | 1,960               | 4,395     | Vivant avec des personnes apparentées (4)....  | 10. |
| 2,850                | 3,575                        | 3,275                | 30,480     | 2,585               | 1,825     | Vivant avec des personnes non apparentées<br>seulement.....  | 11. |
| 3,700                | 8,295                        | 3,510                | 91,820     | 6,460               | 2,920     | Vivant seules.....   | 12. |
| 131,985              | 76,530                       | 89,540               | 873,320    | 60,450              | 58,575    | Nombre de personnes dans les familles.....   | 13. |
| 3.3                  | 3.0                          | 3.4                  | 3.2        | 3.1                 | 3.7       | Nombre moyen de personnes par famille de<br>recensement.....   | 14. |
| 8,340                | 9,830                        | 5,075                | 122,390    | 9,770               | 2,875     | Nombre total de personnes de 65 ans et plus...<br>Nombre de personnes hors famille de 65 ans<br>et plus..... | 15. |
| 3,095                | 4,270                        | 1,990                | 49,195     | 3,830               | 1,105     | Vivant avec des personnes apparentées (4)....  | 16. |
| 1,420                | 1,165                        | 1,140                | 8,105      | 485                 | 355       | Vivant avec des personnes non apparentées<br>seulement.....  | 17. |
| 155                  | 210                          | 75                   | 1,870      | 145                 | 60        | Vivant seules.....   | 18. |
| 1,520                | 2,895                        | 780                  | 39,220     | 3,200               | 690       | Nombre de personnes de 65 ans et plus dans<br>les familles.....  | 19. |
| 5,240                | 5,560                        | 3,080                | 73,195     | 5,940               | 1,765     |  | 20. |
|                      |                              |                      |            |                     |           | <b>CARACTÉRISTIQUES DE LA FAMILLE<br/>ÉCONOMIQUE</b>   |     |
|                      |                              |                      |            |                     |           | <b>Familles économiques</b>  |     |
| 38,530               | 25,510                       | 26,015               | 280,995    | 20,025              | 15,615    | Nombre total de familles économiques dans les<br>ménages privés.....   | 21. |
|                      |                              |                      |            |                     |           | <b>selon la taille de la famille</b>   |     |
| 10,265               | 10,310                       | 6,645                | 112,345    | 8,585               | 3,765     | 2 personnes.....   | 22. |
| 8,675                | 6,090                        | 6,170                | 60,095     | 4,225               | 3,100     | 3 personnes.....   | 23. |
| 11,815               | 5,320                        | 6,865                | 64,400     | 4,570               | 3,940     | 4 personnes.....   | 24. |
| 7,775                | 3,795                        | 6,340                | 44,160     | 2,650               | 4,805     | 5 personnes ou plus.....   | 25. |
|                      |                              |                      |            |                     |           | <b>Personnes dans les ménages privés</b>   |     |
| 142,600              | 93,055                       | 101,600              | 1,031,075  | 71,455              | 67,710    | Total.....   | 26. |
| 6,555                | 11,875                       | 6,785                | 122,300    | 9,040               | 4,750     | Nombre de personnes seules.....  | 27. |
| 136,045              | 81,180                       | 94,820               | 908,780    | 62,410              | 62,965    | Nombre de personnes dans la famille<br>économique.....   | 28. |
| 3.5                  | 3.2                          | 3.6                  | 3.2        | 3.1                 | 4.0       | Nombre moyen de personnes par famille<br>économique.....   | 29. |

## Selected Characteristics for Federal Electoral Districts (1987 Representation Order), 1986 Census - 100% data

| No.                               | Characteristics  | Dauphin -<br>Swan River | Lisgar -<br>Marquette | Portage -<br>Interlake | Provencher | Selkirk | St. Boniface<br>(Saint-<br>Boniface) |
|-----------------------------------|--|-------------------------|-----------------------|------------------------|------------|---------|--------------------------------------|
| <b>POPULATION CHARACTERISTICS</b> |  |                         |                       |                        |            |         |                                      |
| 1.                                | Total population.....                                    | 65,810                  | 68,405                | 69,285                 | 71,385     | 80,455  | 80,240                               |
| <b>by sex and age</b>             |  |                         |                       |                        |            |         |                                      |
| 2.                                | Male, total.....   | 33,415                  | 34,260                | 35,325                 | 36,195     | 39,850  | 38,515                               |
| 3.                                | 0 - 4 years.....   | 2,385                   | 2,780                 | 2,910                  | 3,195      | 2,795   | 2,895                                |
| 4.                                | 5 - 9 years.....   | 2,525                   | 2,790                 | 2,635                  | 3,370      | 3,025   | 2,830                                |
| 5.                                | 10 - 14 years.....                                       | 2,625                   | 2,850                 | 2,965                  | 3,295      | 3,310   | 2,965                                |
| 6.                                | 15 years.....  | 575                     | 580                   | 650                    | 650        | 700     | 670                                  |
| 7.                                | 16 years.....  | 555                     | 600                   | 630                    | 670        | 680     | 560                                  |
| 8.                                | 17 years.....  | 590                     | 570                   | 560                    | 695        | 635     | 610                                  |
| 9.                                | 18 years and over.....                                   | 24,160                  | 24,090                | 24,985                 | 24,320     | 28,705  | 27,985                               |
| 10.                               | 18 - 19 years.....                                       | 975                     | 1,025                 | 1,100                  | 1,170      | 1,265   | 1,200                                |
| 11.                               | 20 - 24 years.....                                       | 2,145                   | 2,365                 | 2,910                  | 2,885      | 3,140   | 3,695                                |
| 12.                               | 25 - 29 years.....                                       | 2,130                   | 2,605                 | 2,930                  | 2,840      | 3,025   | 3,650                                |
| 13.                               | 30 - 34 years.....                                       | 2,295                   | 2,455                 | 2,795                  | 2,745      | 3,440   | 3,545                                |
| 14.                               | 35 - 39 years.....                                       | 2,025                   | 2,200                 | 2,460                  | 2,535      | 3,465   | 3,180                                |
| 15.                               | 40 - 44 years.....                                       | 1,795                   | 1,790                 | 2,035                  | 2,090      | 2,755   | 2,520                                |
| 16.                               | 45 - 49 years.....                                       | 1,610                   | 1,605                 | 1,725                  | 1,705      | 2,225   | 2,015                                |
| 17.                               | 50 - 54 years.....                                       | 1,640                   | 1,475                 | 1,615                  | 1,540      | 2,065   | 1,810                                |
| 18.                               | 55 - 59 years.....                                       | 1,840                   | 1,555                 | 1,585                  | 1,540      | 1,880   | 1,635                                |
| 19.                               | 60 - 64 years.....                                       | 1,955                   | 1,750                 | 1,530                  | 1,485      | 1,680   | 1,510                                |
| 20.                               | 65 - 74 years.....                                       | 3,470                   | 3,060                 | 2,785                  | 2,380      | 2,390   | 2,100                                |
| 21.                               | 75 - 84 years.....                                       | 1,855                   | 1,745                 | 1,225                  | 1,140      | 1,120   | 910                                  |
| 22.                               | 85 years and over.....                                   | 420                     | 455                   | 295                    | 275        | 245     | 220                                  |
| 23.                               | Female, total.....                                       | 32,400                  | 34,150                | 33,960                 | 35,185     | 40,605  | 41,730                               |
| 24.                               | 0 - 4 years.....   | 2,205                   | 2,660                 | 2,675                  | 3,020      | 2,795   | 2,695                                |
| 25.                               | 5 - 9 years.....   | 2,420                   | 2,660                 | 2,610                  | 3,235      | 2,900   | 2,725                                |
| 26.                               | 10 - 14 years.....                                       | 2,480                   | 2,710                 | 2,825                  | 3,175      | 3,070   | 2,810                                |
| 27.                               | 15 years.....  | 540                     | 600                   | 595                    | 720        | 665     | 630                                  |
| 28.                               | 16 years.....  | 535                     | 565                   | 545                    | 665        | 620     | 615                                  |
| 29.                               | 17 years.....  | 510                     | 545                   | 565                    | 590        | 610     | 605                                  |
| 30.                               | 18 years and over.....                                   | 23,715                  | 24,410                | 24,140                 | 23,780     | 29,940  | 31,645                               |
| 31.                               | 18 - 19 years.....                                       | 870                     | 915                   | 920                    | 1,050      | 1,160   | 1,255                                |
| 32.                               | 20 - 24 years.....                                       | 1,880                   | 2,165                 | 2,530                  | 2,550      | 3,005   | 3,980                                |
| 33.                               | 25 - 29 years.....                                       | 2,030                   | 2,350                 | 2,725                  | 2,680      | 3,135   | 3,875                                |
| 34.                               | 30 - 34 years.....                                       | 2,115                   | 2,310                 | 2,570                  | 2,780      | 3,590   | 3,765                                |
| 35.                               | 35 - 39 years.....                                       | 1,945                   | 2,070                 | 2,370                  | 2,350      | 3,435   | 3,425                                |
| 36.                               | 40 - 44 years.....                                       | 1,740                   | 1,715                 | 1,865                  | 1,960      | 2,750   | 2,630                                |
| 37.                               | 45 - 49 years.....                                       | 1,485                   | 1,540                 | 1,615                  | 1,620      | 2,150   | 2,010                                |
| 38.                               | 50 - 54 years.....                                       | 1,600                   | 1,465                 | 1,585                  | 1,435      | 2,020   | 1,840                                |
| 39.                               | 55 - 59 years.....                                       | 1,780                   | 1,675                 | 1,590                  | 1,490      | 1,840   | 1,845                                |
| 40.                               | 60 - 64 years.....                                       | 1,950                   | 1,875                 | 1,650                  | 1,555      | 1,875   | 1,810                                |
| 41.                               | 65 - 74 years.....                                       | 3,520                   | 3,380                 | 2,850                  | 2,440      | 2,860   | 2,915                                |
| 42.                               | 75 - 84 years.....                                       | 2,065                   | 2,110                 | 1,370                  | 1,380      | 1,585   | 1,680                                |
| 43.                               | 85 years and over.....                                   | 750                     | 840                   | 495                    | 480        | 535     | 620                                  |
| <b>by marital status</b>          |  |                         |                       |                        |            |         |                                      |
| 44.                               | Single (never married), total.....                       | 26,755                  | 28,510                | 30,450                 | 32,200     | 33,315  | 34,310                               |
| 45.                               | Single (never married), 15 years of age<br>and over..... | 12,125                  | 12,065                | 13,835                 | 12,905     | 15,425  | 17,390                               |
| 46.                               | Married.....   | 32,390                  | 34,260                | 33,040                 | 34,975     | 40,430  | 38,120                               |
| 47.                               | Separated.....   | 885                     | 650                   | 985                    | 610        | 1,315   | 1,770                                |
| 48.                               | Widowed.....   | 4,905                   | 4,310                 | 3,765                  | 3,035      | 3,940   | 3,905                                |
| 49.                               | Divorced.....  | 875                     | 675                   | 1,040                  | 560        | 1,455   | 2,140                                |
| <b>by mother tongue</b>           |  |                         |                       |                        |            |         |                                      |
| 50.                               | Single responses.....                                    | 61,220                  | 65,535                | 66,370                 | 66,190     | 76,725  | 75,615                               |
| 51.                               | English.....   | 47,185                  | 48,105                | 50,740                 | 35,050     | 59,990  | 54,090                               |
| 52.                               | French.....  | 1,860                   | 2,610                 | 3,520                  | 10,150     | 1,095   | 13,680                               |
| 53.                               | Non-official languages.....                              | 12,180                  | 14,815                | 12,115                 | 20,990     | 15,630  | 7,840                                |
| 54.                               | Italian.....   | 5                       | 15                    | 35                     | 50         | 275     | 425                                  |
| 55.                               | German.....  | 1,545                   | 11,975                | 5,370                  | 16,925     | 7,285   | 2,105                                |
| 56.                               | Chinese.....   | 65                      | 80                    | 40                     | 90         | 175     | 555                                  |
| 57.                               | Ukrainian.....   | 8,190                   | 870                   | 3,010                  | 2,190      | 4,185   | 1,660                                |
| 58.                               | Portuguese.....  | -                       | -                     | 15                     | 15         | 165     | 85                                   |
| 59.                               | Other languages.....                                     | 2,365                   | 1,875                 | 3,645                  | 1,720      | 3,550   | 3,010                                |
| 60.                               | Multiple responses.....                                  | 4,590                   | 2,875                 | 2,915                  | 5,190      | 3,735   | 4,625                                |

**Certaines caractéristiques des circonscriptions électorales fédérales (Ordonnance de représentation de 1987),  
recensement de 1986 - données intégrales**

| Winnipeg North<br>(Nord) | Winnipeg<br>North Centre<br>(Nord-Centre) | Winnipeg South<br>(Sud) | Winnipeg<br>South Centre<br>(Sud-Centre) | Winnipeg<br>St. James | Winnipeg<br>Transcona | Caractéristiques  | N°  |
|--------------------------|---|-------------------------|--|-----------------------|-----------------------|---|-----|
|                          |   |                         |  |                       |                       | <b>CARACTÉRISTIQUES DE LA POPULATION</b>                |     |
| 84,570                   | 82,685                                    | 82,940                  | 78,250                                   | 75,010                | 80,300                | Population totale.....                                  | 1.  |
|                          |   |                         |  |                       |                       | <b>selon le sexe et l'âge</b>                           |     |
| 40,890                   | 40,340                                    | 40,625                  | 36,330                                   | 36,475                | 39,280                | <b>Hommes, total.....</b>                               | 2.  |
| 3,085                    | 3,360                                     | 3,085                   | 2,100                                    | 2,160                 | 3,090                 | 0 - 4 ans.....  | 3.  |
| 3,215                    | 2,605                                     | 3,085                   | 1,670                                    | 2,055                 | 2,945                 | 5 - 9 ans.....  | 4.  |
| 3,235                    | 2,385                                     | 3,215                   | 1,765                                    | 2,415                 | 2,925                 | 10 - 14 ans.....  | 5.  |
| 650                      | 530                                       | 725                     | 400                                      | 630                   | 620                   | 15 ans.....   | 6.  |
| 625                      | 545                                       | 715                     | 405                                      | 615                   | 610                   | 16 ans.....   | 7.  |
| 585                      | 555                                       | 670                     | 485                                      | 610                   | 605                   | 17 ans.....   | 8.  |
| 29,485                   | 30,365                                    | 29,135                  | 29,505                                   | 27,990                | 28,495                | 18 ans et plus.....                                     | 9.  |
| 1,190                    | 1,225                                     | 1,295                   | 1,010                                    | 1,215                 | 1,225                 | 18 - 19 ans.....  | 10. |
| 3,455                    | 4,475                                     | 3,815                   | 4,040                                    | 4,045                 | 3,700                 | 20 - 24 ans.....  | 11. |
| 3,820                    | 4,495                                     | 3,390                   | 4,370                                    | 3,480                 | 4,100                 | 25 - 29 ans.....  | 12. |
| 3,735                    | 3,505                                     | 3,610                   | 3,495                                    | 2,665                 | 3,495                 | 30 - 34 ans.....  | 13. |
| 3,365                    | 2,790                                     | 3,765                   | 2,805                                    | 2,415                 | 2,910                 | 35 - 39 ans.....  | 14. |
| 2,370                    | 1,970                                     | 2,945                   | 2,030                                    | 2,180                 | 2,225                 | 40 - 44 ans.....  | 15. |
| 1,815                    | 1,635                                     | 2,255                   | 1,550                                    | 2,125                 | 1,820                 | 45 - 49 ans.....  | 16. |
| 1,730                    | 1,695                                     | 1,970                   | 1,590                                    | 2,135                 | 1,865                 | 50 - 54 ans.....  | 17. |
| 1,785                    | 1,735                                     | 1,690                   | 1,690                                    | 2,000                 | 1,900                 | 55 - 59 ans.....  | 18. |
| 1,950                    | 1,865                                     | 1,480                   | 1,825                                    | 1,820                 | 1,775                 | 60 - 64 ans.....  | 19. |
| 2,865                    | 2,780                                     | 1,990                   | 3,130                                    | 2,585                 | 2,395                 | 65 - 74 ans.....  | 20. |
| 1,170                    | 1,700                                     | 760                     | 1,630                                    | 1,090                 | 915                   | 75 - 84 ans.....  | 21. |
| 235                      | 495                                       | 165                     | 345                                      | 235                   | 160                   | 85 ans et plus.....                                     | 22. |
| 43,680                   | 42,350                                    | 42,315                  | 41,915                                   | 38,535                | 41,020                | <b>Femmes, total.....</b>                               | 23. |
| 3,145                    | 3,215                                     | 2,925                   | 1,895                                    | 1,920                 | 2,830                 | 0 - 4 ans.....  | 24. |
| 2,990                    | 2,515                                     | 2,925                   | 1,595                                    | 1,955                 | 2,760                 | 5 - 9 ans.....  | 25. |
| 2,965                    | 2,205                                     | 3,115                   | 1,705                                    | 2,275                 | 2,855                 | 10 - 14 ans.....  | 26. |
| 630                      | 490                                       | 670                     | 435                                      | 535                   | 605                   | 15 ans.....   | 27. |
| 620                      | 540                                       | 625                     | 405                                      | 565                   | 570                   | 16 ans.....   | 28. |
| 580                      | 500                                       | 640                     | 405                                      | 570                   | 520                   | 17 ans.....   | 29. |
| 32,745                   | 32,880                                    | 31,415                  | 35,475                                   | 30,715                | 30,880                | 18 ans et plus.....                                     | 30. |
| 1,140                    | 1,380                                     | 1,310                   | 1,115                                    | 1,190                 | 1,205                 | 18 - 19 ans.....  | 31. |
| 3,625                    | 4,545                                     | 3,995                   | 4,470                                    | 3,790                 | 3,925                 | 20 - 24 ans.....  | 32. |
| 3,985                    | 4,055                                     | 3,660                   | 4,350                                    | 3,240                 | 4,070                 | 25 - 29 ans.....  | 33. |
| 3,990                    | 3,395                                     | 3,965                   | 3,395                                    | 2,720                 | 3,500                 | 30 - 34 ans.....  | 34. |
| 3,585                    | 2,825                                     | 3,990                   | 2,785                                    | 2,590                 | 3,110                 | 35 - 39 ans.....  | 35. |
| 2,445                    | 1,940                                     | 2,930                   | 2,120                                    | 2,480                 | 2,200                 | 40 - 44 ans.....  | 36. |
| 1,925                    | 1,610                                     | 2,220                   | 1,695                                    | 2,335                 | 1,950                 | 45 - 49 ans.....  | 37. |
| 1,920                    | 1,660                                     | 1,905                   | 1,740                                    | 2,200                 | 1,935                 | 50 - 54 ans.....  | 38. |
| 2,090                    | 1,825                                     | 1,760                   | 2,130                                    | 2,095                 | 2,035                 | 55 - 59 ans.....  | 39. |
| 2,395                    | 2,120                                     | 1,645                   | 2,530                                    | 2,230                 | 2,095                 | 60 - 64 ans.....  | 40. |
| 3,445                    | 3,700                                     | 2,355                   | 4,905                                    | 3,505                 | 3,115                 | 65 - 74 ans.....  | 41. |
| 1,705                    | 2,835                                     | 1,185                   | 3,250                                    | 1,760                 | 1,375                 | 75 - 84 ans.....  | 42. |
| 505                      | 990                                       | 510                     | 990                                      | 580                   | 365                   | 85 ans et plus.....                                     | 43. |
|                          |   |                         |  |                       |                       | <b>selon l'état matrimonial</b>                         |     |
| 34,910                   | 39,740                                    | 35,410                  | 32,070                                   | 29,880                | 33,170                | Célibataires (jamais marié(e)s), total.....             | 44. |
| 16,275                   | 23,445                                    | 17,055                  | 21,340                                   | 17,100                | 15,775                | Célibataires (jamais marié(e)s), 15<br>ans et plus..... | 45. |
| 40,785                   | 29,590                                    | 40,945                  | 34,130                                   | 36,930                | 39,330                | Marié(e)s.....  | 46. |
| 1,825                    | 3,035                                     | 1,645                   | 2,460                                    | 1,815                 | 1,765                 | Séparé(e)s.....   | 47. |
| 4,735                    | 6,735                                     | 3,070                   | 6,325                                    | 4,270                 | 3,990                 | Veufs(ves).....   | 48. |
| 2,325                    | 3,590                                     | 1,870                   | 3,270                                    | 2,110                 | 2,040                 | Divorcé(e)s.....  | 49. |
|                          |   |                         |  |                       |                       | <b>selon la langue maternelle</b>                       |     |
| 77,295                   | 73,380                                    | 80,075                  | 74,675                                   | 72,430                | 75,955                | Réponses uniques.....                                   | 50. |
| 55,995                   | 47,625                                    | 67,290                  | 62,510                                   | 62,925                | 60,490                | Anglais.....  | 51. |
| 970                      | 1,480                                     | 2,485                   | 2,575                                    | 1,425                 | 1,540                 | Français.....   | 52. |
| 20,330                   | 24,275                                    | 10,305                  | 9,595                                    | 8,080                 | 13,925                | Langues non officielles.....                            | 53. |
| 1,010                    | 770                                       | 665                     | 890                                      | 555                   | 370                   | Italien.....  | 54. |
| 2,390                    | 2,585                                     | 3,170                   | 2,455                                    | 2,585                 | 4,610                 | Allemand.....   | 55. |
| 580                      | 2,285                                     | 1,250                   | 400                                      | 355                   | 520                   | Chinois.....  | 56. |
| 5,780                    | 4,235                                     | 1,490                   | 1,515                                    | 1,630                 | 4,145                 | Ukrainien.....  | 57. |
| 1,470                    | 2,955                                     | 105                     | 70                                       | 550                   | 310                   | Portugais.....  | 58. |
| 9,095                    | 11,450                                    | 3,630                   | 4,260                                    | 2,395                 | 3,975                 | Autres langues.....                                     | 59. |
| 7,280                    | 9,310                                     | 2,865                   | 3,570                                    | 2,580                 | 4,345                 | Réponses multiples.....                                 | 60. |

**Selected Characteristics for Federal Electoral Districts (1987 Representation Order), 1986 Census - 100% data**

| No.  | Characteristics  | Dauphin -<br>Swan River | Lisgar -<br>Marquette | Portage -<br>Interlake | Provencher | Selkirk | St. Boniface<br>(Saint-<br>Boniface) |
|--|--|-------------------------|-----------------------|------------------------|------------|---------|--------------------------------------|
| <b>DWELLING CHARACTERISTICS</b>              |  |                         |                       |                        |            |         |                                      |
| 1.   | Total number of occupied private dwellings.....            | 24,245                  | 23,375                | 22,590                 | 22,430     | 27,910  | 29,525                               |
| by tenure                                    |  |                         |                       |                        |            |         |                                      |
| 2.   | Owned.....   | 19,205                  | 18,770                | 17,535                 | 18,350     | 20,630  | 18,730                               |
| 3.   | Rented.....  | 4,710                   | 4,540                 | 4,495                  | 4,070      | 7,225   | 10,800                               |
| 4.   | On reserve(1).....   | 325                     | 65                    | 565                    | 10         | 60      | -                                    |
| by type of dwelling                          |  |                         |                       |                        |            |         |                                      |
| 5.   | Single-detached house.....                                 | 21,255                  | 20,535                | 19,295                 | 19,940     | 20,580  | 17,995                               |
| 6.   | Apartment, 5 or more storeys.....                          | 110                     | 215                   | 170                    | 135        | 2,880   | 3,375                                |
| 7.   | Movable dwelling.....                                      | 645                     | 525                   | 865                    | 455        | 545     | 25                                   |
| 8.   | All other types(2).....                                    | 2,240                   | 2,100                 | 2,265                  | 1,900      | 3,910   | 8,130                                |
| <b>HOUSEHOLD CHARACTERISTICS</b>             |  |                         |                       |                        |            |         |                                      |
| Private Households                           |  |                         |                       |                        |            |         |                                      |
| 9.   | Total number of private households.....                    | 24,240                  | 23,375                | 22,590                 | 22,430     | 27,910  | 29,525                               |
| by size of household                         |  |                         |                       |                        |            |         |                                      |
| 10.  | 1 person.....  | 6,150                   | 5,175                 | 4,660                  | 3,650      | 5,370   | 6,875                                |
| 11.  | 2 persons.....   | 7,800                   | 7,695                 | 6,870                  | 6,405      | 8,400   | 9,080                                |
| 12.  | 3 persons.....   | 3,460                   | 3,370                 | 3,685                  | 3,655      | 4,780   | 5,125                                |
| 13.  | 4 - 5 persons.....   | 5,705                   | 5,955                 | 6,220                  | 7,045      | 8,420   | 7,695                                |
| 14.  | 6 - 9 persons.....   | 1,085                   | 1,130                 | 1,105                  | 1,595      | 920     | 740                                  |
| 15.  | 10 or more persons.....                                    | 40                      | 45                    | 50                     | 70         | 15      | 10                                   |
| by number of families                        |  |                         |                       |                        |            |         |                                      |
| 16.  | Non-family household.....                                  | 6,915                   | 5,840                 | 5,395                  | 4,280      | 6,165   | 8,235                                |
| 17.  | 1 census family.....                                       | 17,215                  | 17,455                | 17,050                 | 18,045     | 21,555  | 21,120                               |
| 18.  | 2 or more census families.....                             | 120                     | 85                    | 155                    | 100        | 190     | 170                                  |
| Persons in Private Households                |  |                         |                       |                        |            |         |                                      |
| 19.  | Total.....   | 64,410                  | 64,550                | 64,100                 | 69,435     | 78,600  | 78,180                               |
| 20.  | Average number of persons per household.....               | 2.7                     | 2.8                   | 2.8                    | 3.1        | 2.8     | 2.6                                  |
| <b>CENSUS FAMILY CHARACTERISTICS</b>         |  |                         |                       |                        |            |         |                                      |
| Census Families                              |  |                         |                       |                        |            |         |                                      |
| 21.  | Total number of census families in private households..... | 17,445                  | 17,620                | 17,355                 | 18,250     | 21,940  | 21,460                               |
| by size of family                            |  |                         |                       |                        |            |         |                                      |
| 22.  | 2 persons.....   | 7,770                   | 7,595                 | 6,865                  | 6,365      | 8,450   | 8,650                                |
| 23.  | 3 persons.....   | 3,305                   | 3,170                 | 3,620                  | 3,530      | 4,680   | 4,860                                |
| 24.  | 4 persons.....   | 3,655                   | 3,770                 | 4,070                  | 4,345      | 5,860   | 5,410                                |
| 25.  | 5 or more persons.....                                     | 2,715                   | 3,090                 | 2,805                  | 4,010      | 2,945   | 2,540                                |
| by family structure and presence of children |  |                         |                       |                        |            |         |                                      |
| 26.  | Number of husband-wife families.....                       | 15,820                  | 16,415                | 15,700                 | 17,070     | 19,830  | 18,705                               |
| 27.  | With no children at home.....                              | 6,840                   | 6,865                 | 5,920                  | 5,705      | 7,230   | 7,070                                |
| 28.  | With children at home.....                                 | 8,970                   | 9,550                 | 9,775                  | 11,360     | 12,600  | 11,635                               |
| 29.  | 1 child at home.....                                       | 2,885                   | 2,865                 | 3,150                  | 3,205      | 4,055   | 4,005                                |
| 30.  | 2 children at home.....                                    | 3,480                   | 3,650                 | 3,905                  | 4,220      | 5,670   | 5,150                                |
| 31.  | 3 or more children at home.....                            | 2,610                   | 3,035                 | 2,725                  | 3,935      | 2,880   | 2,475                                |
| 32.  | Number of lone-parent families.....                        | 1,635                   | 1,210                 | 1,660                  | 1,180      | 2,105   | 2,755                                |
| 33.  | Male parent.....   | 365                     | 235                   | 380                    | 275        | 420     | 395                                  |
| 34.  | 1 child at home.....                                       | 205                     | 140                   | 210                    | 160        | 250     | 245                                  |
| 35.  | 2 children at home.....                                    | 90                      | 70                    | 105                    | 70         | 120     | 115                                  |
| 36.  | 3 or more children at home.....                            | 70                      | 35                    | 65                     | 40         | 45      | 40                                   |
| 37.  | Female parent.....   | 1,265                   | 970                   | 1,285                  | 905        | 1,690   | 2,360                                |
| 38.  | 1 child at home.....                                       | 720                     | 595                   | 730                    | 495        | 975     | 1,335                                |
| 39.  | 2 children at home.....                                    | 335                     | 235                   | 370                    | 250        | 510     | 740                                  |
| 40.  | 3 or more children at home.....                            | 215                     | 140                   | 180                    | 160        | 205     | 280                                  |

See note(s) and footnote(s) at end of publication.

**Certaines caractéristiques des circonscriptions électorales fédérales (Ordonnance de représentation de 1987),  
recensement de 1986 - données intégrales**

| Winnipeg North<br>(Nord) | Winnipeg<br>North Centre<br>(Nord-Centre) | Winnipeg South<br>(Sud) | Winnipeg<br>South Centre<br>(Sud-Centre) | Winnipeg<br>St. James | Winnipeg<br>Transcona | Caractéristiques   | N°  |
|--------------------------|---|-------------------------|--|-----------------------|-----------------------|--|-----|
|                          |   |                         |  |                       |                       | <b>CARACTÉRISTIQUES DU LOGEMENT</b>                                  |     |
| 30,165                   | 33,010                                    | 28,900                  | 36,505                                   | 28,500                | 29,025                | Nombre total de logements privés occupés.....                        | 1.  |
|                          |   |                         |  |                       |                       | <b>selon le mode d'occupation</b>                                    |     |
| 20,860                   | 13,185                                    | 19,950                  | 17,165                                   | 18,095                | 20,805                | Possédé.....   | 2.  |
| 9,305                    | 19,825                                    | 8,945                   | 19,345                                   | 10,400                | 8,220                 | Loué.....  | 3.  |
| -                        | -   | -                       | -  | -                     | -                     | Dans une réserve (1).....  | 4.  |
|                          |   |                         |  |                       |                       | <b>selon le type de logement</b>                                     |     |
| 20,590                   | 14,620                                    | 18,280                  | 16,375                                   | 18,545                | 20,190                | Maison individuelle non attenante.....                               | 5.  |
| 1,375                    | 4,475                                     | 2,760                   | 9,795                                    | 3,765                 | 1,630                 | Appartement, 5 étages ou plus.....                                   | 6.  |
| 70                       | -   | 5                       | 5  | 5                     | -                     | Logement mobile.....   | 7.  |
| 8,130                    | 13,915                                    | 7,855                   | 10,325                                   | 6,185                 | 7,200                 | Tous autres types (2).....   | 8.  |
|                          |   |                         |  |                       |                       | <b>CARACTÉRISTIQUES DU MÉNAGE</b>                                    |     |
|                          |   |                         |  |                       |                       | <b>Ménages privés</b>  |     |
| 30,165                   | 33,015                                    | 28,900                  | 36,505                                   | 28,500                | 29,025                | Nombre total de ménages privés.....                                  | 9.  |
|                          |   |                         |  |                       |                       | <b>selon la taille du ménage</b>                                     |     |
| 6,025                    | 12,490                                    | 5,085                   | 14,600                                   | 6,705                 | 5,665                 | 1 personne.....  | 10. |
| 9,395                    | 8,795                                     | 9,040                   | 12,145                                   | 9,525                 | 9,175                 | 2 personnes.....   | 11. |
| 5,670                    | 4,675                                     | 5,320                   | 4,450                                    | 4,925                 | 5,495                 | 3 personnes.....   | 12. |
| 7,915                    | 5,455                                     | 8,560                   | 4,820                                    | 6,760                 | 7,815                 | 4 - 5 personnes.....   | 13. |
| 1,135                    | 1,505                                     | 880                     | 480                                      | 580                   | 870                   | 6 - 9 personnes.....   | 14. |
| 30                       | 95  | 10                      | 5  | -                     | 5                     | 10 personnes ou plus.....  | 15. |
|                          |   |                         |  |                       |                       | <b>selon le nombre de familles</b>                                   |     |
| 7,280                    | 15,020                                    | 6,485                   | 17,285                                   | 8,100                 | 6,860                 | Ménage non familial.....   | 16. |
| 22,465                   | 17,435                                    | 22,200                  | 19,105                                   | 20,225                | 21,945                | 1 famille de recensement.....  | 17. |
| 420                      | 560                                       | 210                     | 110                                      | 175                   | 220                   | 2 familles de recensement ou plus.....                               | 18. |
|                          |   |                         |  |                       |                       | <b>Personnes dans les ménages privés</b>                             |     |
| 83,540                   | 78,850                                    | 81,475                  | 75,995                                   | 73,135                | 79,645                | Total.....   | 19. |
| 2.8                      | 2.4                                       | 2.8                     | 2.1                                      | 2.6                   | 2.7                   | Nombre moyen de personnes par ménage.....                            | 20. |
|                          |   |                         |  |                       |                       | <b>CARACTÉRISTIQUES DE LA FAMILLE DE RECENSEMENT</b>                 |     |
|                          |   |                         |  |                       |                       | <b>Familles de recensement</b>                                       |     |
| 23,325                   | 18,585                                    | 22,625                  | 19,335                                   | 20,575                | 22,395                | Nombre total de familles de recensement dans les ménages privés..... | 21. |
|                          |   |                         |  |                       |                       | <b>selon la taille de la famille</b>                                 |     |
| 9,535                    | 8,510                                     | 8,630                   | 10,630                                   | 9,165                 | 9,080                 | 2 personnes.....   | 22. |
| 5,525                    | 4,380                                     | 5,065                   | 3,885                                    | 4,610                 | 5,300                 | 3 personnes.....   | 23. |
| 5,540                    | 3,305                                     | 6,045                   | 3,295                                    | 4,730                 | 5,385                 | 4 personnes.....   | 24. |
| 2,725                    | 2,380                                     | 2,890                   | 1,535                                    | 2,075                 | 2,625                 | 5 personnes ou plus.....   | 25. |
|                          |   |                         |  |                       |                       | <b>selon la structure de la famille et la présence d'enfants</b>     |     |
| 19,985                   | 13,985                                    | 20,100                  | 16,605                                   | 18,015                | 19,355                | Nombre de familles époux-épouse.....                                 | 26. |
| 7,645                    | 5,945                                     | 7,285                   | 8,850                                    | 7,615                 | 7,405                 | Sans enfants à la maison.....  | 27. |
| 12,340                   | 8,040                                     | 12,815                  | 7,755                                    | 10,400                | 11,950                | Avec enfants à la maison.....  | 28. |
| 4,555                    | 3,140                                     | 4,195                   | 3,150                                    | 3,870                 | 4,325                 | 1 enfant à la maison.....  | 29. |
| 5,180                    | 2,815                                     | 5,795                   | 3,125                                    | 4,510                 | 5,100                 | 2 enfants à la maison.....   | 30. |
| 2,600                    | 2,090                                     | 2,825                   | 1,480                                    | 2,020                 | 2,530                 | 3 enfants ou plus à la maison.....                                   | 31. |
|                          |   |                         |  |                       |                       | <b>Nombre de familles monoparentales.....</b>                        |     |
| 3,340                    | 4,595                                     | 2,530                   | 2,735                                    | 2,560                 | 3,040                 | Parent de sexe masculin.....   | 32. |
| 485                      | 630                                       | 405                     | 415                                      | 420                   | 480                   | 1 enfant à la maison.....  | 33. |
| 300                      | 370                                       | 205                     | 285                                      | 265                   | 295                   | 2 enfants à la maison.....   | 34. |
| 125                      | 160                                       | 150                     | 95                                       | 120                   | 135                   | 3 enfants ou plus à la maison.....                                   | 35. |
| 55                       | 100                                       | 45                      | 30                                       | 45                    | 45                    | Parent de sexe féminin.....  | 36. |
| 2,855                    | 3,965                                     | 2,125                   | 2,320                                    | 2,140                 | 2,560                 | 1 enfant à la maison.....  | 37. |
| 1,585                    | 2,195                                     | 1,135                   | 1,490                                    | 1,285                 | 1,385                 | 2 enfants à la maison.....   | 38. |
| 845                      | 1,085                                     | 720                     | 635                                      | 620                   | 845                   | 3 enfants ou plus à la maison.....                                   | 39. |
| 430                      | 680                                       | 270                     | 195                                      | 235                   | 335                   |  | 40. |

## Selected Characteristics for Federal Electoral Districts (1987 Representation Order), 1986 Census - 100% data

| No.  | Characteristics  | Dauphin -<br>Swan River | Lisgar -<br>Marquette | Portage -<br>Interlake | Provencher | Selkirk | St. Boniface<br>(Saint-<br>Boniface) |
|--|--|-------------------------|-----------------------|------------------------|------------|---------|--------------------------------------|
| <b>CENSUS FAMILY CHARACTERISTICS<br/>(concluded)</b>   |  |                         |                       |                        |            |         |                                      |
| <b>Children in Census Families</b>                     |  |                         |                       |                        |            |         |                                      |
| 1.   | Total number of children at home.....                        | 21,660                  | 22,875                | 23,140                 | 27,885     | 28,215  | 26,765                               |
| <b>by age</b>  |  |                         |                       |                        |            |         |                                      |
| 2.   | Under 6 years of age.....                                    | 5,240                   | 6,015                 | 5,920                  | 7,295      | 6,530   | 6,545                                |
| 3.   | 6 - 14 years.....  | 8,695                   | 9,235                 | 9,055                  | 11,440     | 10,845  | 10,005                               |
| 4.   | 15 - 17 years.....   | 3,060                   | 3,140                 | 3,085                  | 3,735      | 3,715   | 3,460                                |
| 5.   | 18 - 24 years.....   | 3,255                   | 3,275                 | 3,725                  | 4,200      | 5,485   | 5,300                                |
| 6.   | 25 years and over.....                                       | 1,420                   | 1,210                 | 1,350                  | 1,215      | 1,640   | 1,460                                |
| 7.   | Average number of children per census family(3) .            | 1.2                     | 1.3                   | 1.3                    | 1.5        | 1.3     | 1.2                                  |
| <b>Persons in Private Households</b>                   |  |                         |                       |                        |            |         |                                      |
| <b>by census family status and living arrangements</b> |  |                         |                       |                        |            |         |                                      |
| 8.   | Total number of persons.....                                 | 64,410                  | 64,550                | 64,100                 | 69,435     | 78,595  | 78,180                               |
| 9.   | Number of non-family persons.....                            | 9,485                   | 7,645                 | 7,900                  | 6,230      | 8,615   | 11,245                               |
| 10.  | Living with relatives (4).....                               | 2,250                   | 1,415                 | 2,025                  | 1,415      | 1,950   | 2,170                                |
| 11.  | Living with non-relatives only.....                          | 1,085                   | 1,055                 | 1,220                  | 1,160      | 1,295   | 2,200                                |
| 12.  | Living alone.....  | 6,155                   | 5,170                 | 4,660                  | 3,650      | 5,370   | 6,880                                |
| 13.  | Number of family persons.....                                | 54,925                  | 56,905                | 56,200                 | 63,205     | 69,980  | 66,935                               |
| 14.  | Average number of persons per census family.....             | 3.1                     | 3.2                   | 3.2                    | 3.5        | 3.2     | 3.1                                  |
| 15.  | Total number of persons 65 years and over.....               | 11,390                  | 10,675                | 8,360                  | 7,465      | 7,920   | 7,350                                |
| 16.  | Number of non-family persons 65 years and over.....          | 4,540                   | 3,770                 | 3,105                  | 2,495      | 3,055   | 2,990                                |
| 17.  | Living with relatives (4).....                               | 670                     | 495                   | 530                    | 415        | 545     | 460                                  |
| 18.  | Living with non-relatives only.....                          | 170                     | 110                   | 110                    | 115        | 105     | 80                                   |
| 19.  | Living alone.....  | 3,700                   | 3,165                 | 2,465                  | 1,965      | 2,400   | 2,445                                |
| 20.  | Number of family persons 65 years and over..                 | 6,850                   | 6,910                 | 5,255                  | 4,965      | 4,870   | 4,360                                |
| <b>ECONOMIC FAMILY CHARACTERISTICS</b>                 |  |                         |                       |                        |            |         |                                      |
| <b>Economic Families</b>                               |  |                         |                       |                        |            |         |                                      |
| 21.  | Total number of economic families in private households..... | 17,825                  | 17,925                | 17,625                 | 18,475     | 22,160  | 21,865                               |
| <b>by size of family</b>                               |  |                         |                       |                        |            |         |                                      |
| 22.  | 2 persons.....   | 7,720                   | 7,595                 | 6,760                  | 6,305      | 8,245   | 8,625                                |
| 23.  | 3 persons.....   | 3,405                   | 3,290                 | 3,625                  | 3,575      | 4,690   | 4,955                                |
| 24.  | 4 persons.....   | 3,720                   | 3,795                 | 4,140                  | 4,400      | 5,925   | 5,415                                |
| 25.  | 5 or more persons.....                                       | 2,980                   | 3,245                 | 3,100                  | 4,200      | 3,295   | 2,875                                |
| <b>Persons in Private Households</b>                   |  |                         |                       |                        |            |         |                                      |
| 26.  | Total.....   | 64,410                  | 64,555                | 64,100                 | 69,440     | 78,595  | 78,180                               |
| 27.  | Number of unattached individuals.....                        | 7,240                   | 6,230                 | 5,875                  | 4,810      | 6,665   | 9,075                                |
| 28.  | Number of economic family persons.....                       | 57,175                  | 58,325                | 58,225                 | 64,630     | 71,930  | 69,100                               |
| 29.  | Average number of persons per economic family...             | 3.2                     | 3.3                   | 3.3                    | 3.5        | 3.2     | 3.2                                  |



**Certaines caractéristiques des circonscriptions électorales fédérales (Ordonnance de représentation de 1987),  
recensement de 1986 - données intégrales**

| Winnipeg North<br>(Nord) | Winnipeg<br>North Centre<br>(Nord-Centre) | Winnipeg South<br>(Sud) | Winnipeg<br>South Centre<br>(Sud-Centre) | Winnipeg<br>St. James | Winnipeg<br>Transcona | Caractéristiques   | N°  |
|--------------------------|---|-------------------------|--|-----------------------|-----------------------|--|-----|
|                          |   |                         |  |                       |                       | <b>CARACTÉRISTIQUES DE LA FAMILLE DE<br/>RECENSEMENT<br/>(fin)</b>                               |     |
|                          |   |                         |  |                       |                       | <b>Enfants dans les familles de recensement</b>  |     |
| 28,955                   | 23,940                                    | 29,120                  | 18,205                                   | 23,325                | 27,720                | <b>Nombre total d'enfants à la maison.....</b>   | 1.  |
|                          |   |                         |  |                       |                       | <b>selon l'âge</b>   |     |
| 7,275                    | 7,205                                     | 7,150                   | 4,555                                    | 4,670                 | 6,885                 | Moins de 6 ans.....  | 2.  |
| 10,890                   | 8,060                                     | 10,930                  | 5,930                                    | 7,775                 | 10,125                | 6 - 14 ans.....  | 3.  |
| 3,465                    | 2,630                                     | 3,870                   | 2,335                                    | 3,345                 | 3,360                 | 15 - 17 ans.....   | 4.  |
| 5,255                    | 4,090                                     | 5,820                   | 3,860                                    | 5,845                 | 5,515                 | 18 - 24 ans.....   | 5.  |
| 2,075                    | 1,960                                     | 1,345                   | 1,525                                    | 1,685                 | 1,840                 | 25 ans et plus.....  | 6.  |
| 1.2                      | 1.3                                       | 1.3                     | 0.9                                      | 1.1                   | 1.2                   | <b>Nombre moyen d'enfants par famille de<br/>recensement (3).....</b>                            | 7.  |
|                          |   |                         |  |                       |                       | <b>Personnes dans les ménages privés</b>   |     |
|                          |   |                         |  |                       |                       | <b>selon la situation des particuliers dans<br/>la famille de recensement et modalité de vie</b> |     |
| 83,540                   | 78,850                                    | 81,475                  | 75,995                                   | 73,135                | 79,645                | <b>Nombre total de personnes.....</b>  | 8.  |
| 11,270                   | 22,340                                    | 9,630                   | 21,850                                   | 11,220                | 10,175                | Nombre de personnes hors famille.....  | 9.  |
| 3,255                    | 4,850                                     | 2,005                   | 2,880                                    | 2,320                 | 2,570                 | Vivant avec des personnes apparentées(4)....   | 10. |
| 1,995                    | 5,005                                     | 2,540                   | 4,370                                    | 2,190                 | 1,940                 | Vivant avec des personnes non apparentées<br>seulement.....                                      | 11. |
| 6,025                    | 12,490                                    | 5,090                   | 14,605                                   | 6,705                 | 5,660                 | Vivant seules.....   | 12. |
| 72,265                   | 56,510                                    | 71,845                  | 54,145                                   | 61,915                | 69,470                | Nombre de personnes dans les familles.....   | 13. |
| 3.1                      | 3.0                                       | 3.2                     | 2.8                                      | 3.0                   | 3.1                   | <b>Nombre moyen de personnes par famille de<br/>recensement.....</b>                             | 14. |
| 9,360                    | 10,870                                    | 6,130                   | 13,170                                   | 9,005                 | 8,050                 | <b>Nombre total de personnes de 65 ans et plus...</b>  | 15. |
| 3,550                    | 5,955                                     | 2,095                   | 6,155                                    | 3,475                 | 3,075                 | Nombre de personnes hors famille de 65 ans<br>et plus.....                                       | 16. |
| 830                      | 935                                       | 410                     | 735                                      | 615                   | 610                   | Vivant avec des personnes apparentées(4)....   | 17. |
| 130                      | 380                                       | 60                      | 170                                      | 110                   | 110                   | Vivant avec des personnes non apparentées<br>seulement.....                                      | 18. |
| 2,590                    | 4,640                                     | 1,625                   | 5,240                                    | 2,745                 | 2,355                 | Vivant seules.....   | 19. |
| 5,810                    | 4,915                                     | 4,035                   | 7,010                                    | 5,530                 | 4,980                 | Nombre de personnes de 65 ans et plus dans<br>les familles.....                                  | 20. |
|                          |   |                         |  |                       |                       | <b>CARACTÉRISTIQUES DE LA FAMILLE<br/>ÉCONOMIQUE</b>   |     |
|                          |   |                         |  |                       |                       | <b>Familles économiques</b>  |     |
| 23,545                   | 19,080                                    | 22,905                  | 20,195                                   | 20,995                | 22,760                | <b>Nombre total de familles économiques dans les<br/>ménages privés.....</b>                     | 21. |
|                          |   |                         |  |                       |                       | <b>selon la taille de la famille</b>   |     |
| 9,130                    | 8,210                                     | 8,490                   | 10,980                                   | 9,050                 | 8,875                 | 2 personnes.....   | 22. |
| 5,500                    | 4,330                                     | 5,140                   | 4,125                                    | 4,755                 | 5,380                 | 3 personnes.....   | 23. |
| 5,480                    | 3,315                                     | 6,040                   | 3,345                                    | 4,825                 | 5,485                 | 4 personnes.....   | 24. |
| 3,430                    | 3,220                                     | 3,230                   | 1,750                                    | 2,370                 | 3,015                 | 5 personnes ou plus.....   | 25. |
|                          |   |                         |  |                       |                       | <b>Personnes dans les ménages privés</b>   |     |
| 83,540                   | 78,850                                    | 81,475                  | 75,990                                   | 73,135                | 79,645                | <b>Total.....</b>  | 26. |
| 8,020                    | 17,495                                    | 7,630                   | 18,975                                   | 8,900                 | 7,605                 | Nombre de personnes seules.....  | 27. |
| 75,520                   | 61,360                                    | 73,850                  | 57,025                                   | 64,240                | 72,045                | Nombre de personnes dans la famille<br>économique.....   | 28. |
| 3.2                      | 3.2                                       | 3.2                     | 2.8                                      | 3.1                   | 3.2                   | <b>Nombre moyen de personnes par famille<br/>économique.....</b>                                 | 29. |

## Selected Characteristics for Federal Electoral Districts (1987 Representation Order), 1986 Census - 100% data

| No.   | Characteristics                    | Saskatchewan † | Kindersley -<br>Lloydminster | Mackenzie | Moose Jaw -<br>Lake Centre | Prince Albert<br>(Prince-<br>Albert) -<br>Churchill<br>River | Regina -<br>Lumsden |
|---|------------------------------------|----------------|------------------------------|-----------|----------------------------|--|---------------------|
|   |                                    | PROVINCE       |                              |           |                            |  |                     |
| <b>POPULATION CHARACTERISTICS</b>                     |                                    |                |                              |           |                            |  |                     |
| 1.  | Total population.....              | 1,009,615      | 69,880                       | 65,465    | 69,635                     | 73,075   | 75,760              |
| by sex and age  |                                    |                |                              |           |                            |  |                     |
| 2.  | Male, total.....                   | 504,360        | 35,930                       | 33,490    | 34,815                     | 36,855   | 37,460              |
| 3.  | 0 - 4 years.....                   | 43,935         | 3,425                        | 2,695     | 2,925                      | 3,785  | 3,855               |
| 4.  | 5 - 9 years.....                   | 42,305         | 3,285                        | 2,690     | 2,780                      | 3,685  | 3,525               |
| 5.  | 10 - 14 years.....                 | 39,380         | 2,810                        | 2,770     | 2,460                      | 3,435  | 3,025               |
| 6.  | 15 years.....                      | 8,300          | 560                          | 590       | 560                        | 710  | 615                 |
| 7.  | 16 years.....                      | 8,100          | 540                          | 595       | 515                        | 715  | 590                 |
| 8.  | 17 years.....                      | 8,200          | 560                          | 540       | 515                        | 770  | 600                 |
| 9.  | 18 years and over.....             | 354,145        | 24,750                       | 23,615    | 25,065                     | 23,755   | 25,255              |
| 10.   | 18 - 19 years.....                 | 15,700         | 1,015                        | 975       | 990                        | 1,270  | 1,090               |
| 11.   | 20 - 24 years.....                 | 44,665         | 2,995                        | 2,565     | 2,880                      | 3,320  | 3,465               |
| 12.   | 25 - 29 years.....                 | 45,065         | 3,355                        | 2,285     | 3,020                      | 3,155  | 3,940               |
| 13.   | 30 - 34 years.....                 | 41,535         | 3,120                        | 2,330     | 2,795                      | 2,855  | 3,900               |
| 14.   | 35 - 39 years.....                 | 34,120         | 2,310                        | 2,040     | 2,335                      | 2,465  | 2,910               |
| 15.   | 40 - 44 years.....                 | 25,990         | 1,795                        | 1,690     | 1,735                      | 1,850  | 1,970               |
| 16.   | 45 - 49 years.....                 | 22,460         | 1,525                        | 1,590     | 1,415                      | 1,615  | 1,500               |
| 17.   | 50 - 54 years.....                 | 22,325         | 1,505                        | 1,505     | 1,505                      | 1,500  | 1,475               |
| 18.   | 55 - 59 years.....                 | 22,700         | 1,585                        | 1,710     | 1,710                      | 1,365  | 1,355               |
| 19.   | 60 - 64 years.....                 | 21,790         | 1,575                        | 1,770     | 1,825                      | 1,220  | 1,160               |
| 20.   | 65 - 74 years.....                 | 35,160         | 2,620                        | 2,965     | 3,090                      | 1,905  | 1,605               |
| 21.   | 75 - 84 years.....                 | 18,025         | 1,065                        | 1,760     | 1,435                      | 995  | 700                 |
| 22.   | 85 years and over.....             | 4,605          | 275                          | 435       | 340                        | 240  | 195                 |
| 23.   | Female, total.....                 | 505,250        | 33,950                       | 31,975    | 34,820                     | 36,220   | 38,300              |
| 24.   | 0 - 4 years.....                   | 41,960         | 3,245                        | 2,450     | 2,735                      | 3,745  | 3,655               |
| 25.   | 5 - 9 years.....                   | 40,040         | 2,970                        | 2,515     | 2,620                      | 3,345  | 3,300               |
| 26.   | 10 - 14 years.....                 | 38,100         | 2,665                        | 2,590     | 2,495                      | 3,395  | 2,980               |
| 27.   | 15 years.....                      | 7,935          | 550                          | 530       | 475                        | 690  | 560                 |
| 28.   | 16 years.....                      | 7,685          | 475                          | 570       | 455                        | 680  | 535                 |
| 29.   | 17 years.....                      | 7,700          | 555                          | 515       | 465                        | 690  | 535                 |
| 30.   | 18 years and over.....             | 361,830        | 23,485                       | 22,815    | 25,580                     | 23,675   | 26,740              |
| 31.   | 18 - 19 years.....                 | 15,005         | 870                          | 915       | 895                        | 1,230  | 1,050               |
| 32.   | 20 - 24 years.....                 | 44,230         | 2,745                        | 2,135     | 2,600                      | 3,250  | 3,825               |
| 33.   | 25 - 29 years.....                 | 44,005         | 2,930                        | 2,110     | 2,845                      | 3,180  | 4,145               |
| 34.   | 30 - 34 years.....                 | 38,895         | 2,745                        | 2,160     | 2,710                      | 2,735  | 3,730               |
| 35.   | 35 - 39 years.....                 | 32,770         | 2,155                        | 1,910     | 2,185                      | 2,375  | 2,930               |
| 36.   | 40 - 44 years.....                 | 25,275         | 1,635                        | 1,625     | 1,585                      | 1,710  | 1,910               |
| 37.   | 45 - 49 years.....                 | 22,325         | 1,380                        | 1,485     | 1,480                      | 1,550  | 1,565               |
| 38.   | 50 - 54 years.....                 | 21,900         | 1,450                        | 1,465     | 1,570                      | 1,400  | 1,410               |
| 39.   | 55 - 59 years.....                 | 22,760         | 1,565                        | 1,700     | 1,810                      | 1,375  | 1,405               |
| 40.   | 60 - 64 years.....                 | 22,860         | 1,520                        | 1,735     | 1,955                      | 1,225  | 1,365               |
| 41.   | 65 - 74 years.....                 | 40,385         | 2,695                        | 3,175     | 3,475                      | 2,090  | 1,960               |
| 42.   | 75 - 84 years.....                 | 22,705         | 1,315                        | 1,780     | 1,790                      | 1,180  | 1,010               |
| 43.   | 85 years and over.....             | 7,715          | 470                          | 625       | 675                        | 375  | 435                 |
| by marital status                                     |                                    |                |                              |           |                            |  |                     |
| 44.   | Single (never married), total..... | 445,400        | 30,100                       | 27,500    | 28,635                     | 37,025   | 34,340              |
| Single (never married), 15 years of age and over..... |                                    |                |                              |           |                            |  |                     |
| 45.   | 199,675                            | 11,695         | 11,790                       | 12,620    | 15,630                     | 14,005   |                     |
| 46.   | Married.....                       | 474,525        | 34,900                       | 32,090    | 34,410                     | 30,070   | 35,345              |
| 47.   | Separated.....                     | 16,565         | 740                          | 770       | 1,070                      | 1,385  | 1,475               |
| 48.   | Widowed.....                       | 53,530         | 3,270                        | 4,320     | 4,180                      | 3,115  | 2,840               |
| 49.   | Divorced.....                      | 19,590         | 870                          | 790       | 1,345                      | 1,485  | 1,755               |
| by mother tongue                                      |                                    |                |                              |           |                            |  |                     |
| 50.   | Single responses.....              | 968,560        | 68,360                       | 62,135    | 68,075                     | 68,750   | 73,695              |
| 51.   | English.....                       | 815,090        | 62,030                       | 51,905    | 61,780                     | 49,620   | 67,125              |
| 52.   | French.....                        | 20,725         | 615                          | 1,160     | 1,205                      | 2,330  | 830                 |
| 53.   | Non-official languages.....        | 132,750        | 5,715                        | 9,075     | 5,095                      | 16,800   | 5,740               |
| 54.   | Italian.....                       | 1,000          | 40                           | 10        | 45                         | 20   | 265                 |
| 55.   | German.....                        | 44,380         | 3,805                        | 1,960     | 2,380                      | 740  | 2,185               |
| 56.   | Chinese.....                       | 5,140          | 120                          | 130       | 395                        | 150  | 355                 |
| 57.   | Ukrainian.....                     | 30,530         | 665                          | 3,505     | 855                        | 2,035  | 930                 |
| 58.   | Portuguese.....                    | 260            | 25                           | -         | 5                          | -  | 15                  |
| 59.   | Other languages.....               | 51,335         | 1,060                        | 3,465     | 1,420                      | 13,840   | 1,995               |
| 60.   | Multiple responses.....            | 41,050         | 1,520                        | 3,335     | 1,560                      | 4,325  | 2,060               |

**Certaines caractéristiques des circonscriptions électorales fédérales (Ordonnance de représentation de 1987),  
recensement de 1986 - données intégrales**

| Regina -<br>Qu'Appelle                   | Regina -<br>Wascana | Saskatoon -<br>Clark's<br>Crossing | Saskatoon -<br>Dundurn | Saskatoon -<br>Humboldt | Souris -<br>Moose Mountain | Caractéristiques  | N°  |
|--|---------------------|------------------------------------|------------------------|-------------------------|----------------------------|---|-----|
| <b>CARACTÉRISTIQUES DE LA POPULATION</b> |                     |                                    |                        |                         |                            |   |     |
| 69,175                                   | 74,225              | 83,185                             | 79,665                 | 69,190                  | 71,560                     | Population totale.....                                  | 1.  |
| <b>selon le sexe et l'âge</b>            |                     |                                    |                        |                         |                            |   |     |
| 35,130                                   | 35,315              | 40,715                             | 38,840                 | 34,270                  | 36,425                     | Hommes, total.....                                      | 2.  |
| 3,115                                    | 2,365               | 3,990                              | 3,345                  | 2,805                   | 2,910                      | 0 - 4 ans.....  | 3.  |
| 3,180                                    | 2,225               | 3,560                              | 2,950                  | 2,520                   | 3,100                      | 5 - 9 ans.....  | 4.  |
| 3,000                                    | 2,180               | 3,315                              | 2,620                  | 2,595                   | 2,780                      | 10 - 14 ans.....  | 5.  |
| 640                                      | 500                 | 665                                | 555                    | 555                     | 610                        | 15 ans.....   | 6.  |
| 585                                      | 515                 | 625                                | 565                    | 565                     | 560                        | 16 ans.....   | 7.  |
| 575                                      | 535                 | 645                                | 590                    | 535                     | 555                        | 17 ans.....   | 8.  |
| 24,035                                   | 26,990              | 27,915                             | 28,215                 | 24,695                  | 25,910                     | 18 ans et plus.....                                     | 9.  |
| 1,155                                    | 1,205               | 1,300                              | 1,250                  | 1,125                   | 1,095                      | 18 - 19 ans.....  | 10. |
| 2,920                                    | 3,720               | 4,055                              | 4,295                  | 3,510                   | 2,880                      | 20 - 24 ans.....  | 11. |
| 3,145                                    | 3,390               | 4,355                              | 4,170                  | 3,415                   | 2,870                      | 25 - 29 ans.....  | 12. |
| 2,865                                    | 2,925               | 4,035                              | 3,475                  | 2,875                   | 2,765                      | 30 - 34 ans.....  | 13. |
| 2,585                                    | 2,505               | 3,300                              | 2,740                  | 2,405                   | 2,250                      | 35 - 39 ans.....  | 14. |
| 1,905                                    | 2,010               | 2,235                              | 2,035                  | 1,705                   | 1,790                      | 40 - 44 ans.....  | 15. |
| 1,560                                    | 1,870               | 1,810                              | 1,805                  | 1,480                   | 1,565                      | 45 - 49 ans.....  | 16. |
| 1,430                                    | 1,885               | 1,525                              | 1,755                  | 1,525                   | 1,675                      | 50 - 54 ans.....  | 17. |
| 1,480                                    | 1,885               | 1,285                              | 1,625                  | 1,530                   | 1,855                      | 55 - 59 ans.....  | 18. |
| 1,420                                    | 1,715               | 1,085                              | 1,545                  | 1,385                   | 1,795                      | 60 - 64 ans.....  | 19. |
| 2,175                                    | 2,450               | 1,735                              | 2,205                  | 2,140                   | 3,165                      | 65 - 74 ans.....  | 20. |
| 1,115                                    | 1,125               | 955                                | 1,040                  | 1,260                   | 1,750                      | 75 - 84 ans.....  | 21. |
| 285                                      | 300                 | 225                                | 285                    | 350                     | 450                        | 85 ans et plus.....                                     | 22. |
| 34,040                                   | 38,905              | 42,470                             | 40,825                 | 34,920                  | 35,135                     | Femmes, total.....                                      | 23. |
| 2,880                                    | 2,275               | 3,845                              | 3,290                  | 2,545                   | 2,835                      | 0 - 4 ans.....  | 24. |
| 2,930                                    | 2,145               | 3,575                              | 2,775                  | 2,495                   | 2,865                      | 5 - 9 ans.....  | 25. |
| 2,810                                    | 2,125               | 3,215                              | 2,530                  | 2,390                   | 2,635                      | 10 - 14 ans.....  | 26. |
| 595                                      | 530                 | 685                                | 540                    | 505                     | 510                        | 15 ans.....   | 27. |
| 550                                      | 510                 | 610                                | 595                    | 495                     | 525                        | 16 ans.....   | 28. |
| 530                                      | 490                 | 615                                | 540                    | 525                     | 520                        | 17 ans.....   | 29. |
| 23,755                                   | 30,835              | 29,915                             | 30,560                 | 25,955                  | 25,245                     | 18 ans et plus.....                                     | 30. |
| 960                                      | 1,280               | 1,395                              | 1,360                  | 1,130                   | 960                        | 18 - 19 ans.....  | 31. |
| 2,850                                    | 4,110               | 4,390                              | 4,640                  | 3,830                   | 2,450                      | 20 - 24 ans.....  | 32. |
| 2,910                                    | 3,435               | 4,650                              | 4,245                  | 3,360                   | 2,615                      | 25 - 29 ans.....  | 33. |
| 2,930                                    | 2,975               | 4,045                              | 3,560                  | 2,765                   | 2,510                      | 30 - 34 ans.....  | 34. |
| 2,455                                    | 2,575               | 3,095                              | 2,725                  | 2,235                   | 2,070                      | 35 - 39 ans.....  | 35. |
| 1,780                                    | 2,180               | 2,240                              | 2,085                  | 1,780                   | 1,735                      | 40 - 44 ans.....  | 36. |
| 1,485                                    | 2,035               | 1,725                              | 1,890                  | 1,530                   | 1,515                      | 45 - 49 ans.....  | 37. |
| 1,420                                    | 2,000               | 1,450                              | 1,835                  | 1,470                   | 1,530                      | 50 - 54 ans.....  | 38. |
| 1,435                                    | 1,960               | 1,330                              | 1,840                  | 1,510                   | 1,755                      | 55 - 59 ans.....  | 39. |
| 1,430                                    | 2,000               | 1,345                              | 1,620                  | 1,465                   | 1,830                      | 60 - 64 ans.....  | 40. |
| 2,400                                    | 3,540               | 2,375                              | 2,750                  | 2,625                   | 3,490                      | 65 - 74 ans.....  | 41. |
| 1,300                                    | 2,090               | 1,425                              | 1,465                  | 1,645                   | 2,090                      | 75 - 84 ans.....  | 42. |
| 415                                      | 665                 | 440                                | 530                    | 605                     | 700                        | 85 ans et plus.....                                     | 43. |
| <b>selon l'état matrimonial</b>          |                     |                                    |                        |                         |                            |   |     |
| 30,970                                   | 31,830              | 38,540                             | 35,370                 | 31,405                  | 29,730                     | Célibataires (jamais marié(e)s), total.....             | 44. |
| 13,055                                   | 18,520              | 17,030                             | 17,855                 | 16,055                  | 12,605                     | Célibataires (jamais marié(e)s), 15<br>ans et plus..... | 45. |
| 32,215                                   | 34,000              | 37,520                             | 36,405                 | 31,780                  | 35,345                     | Marié(e)s.....  | 46. |
| 1,235                                    | 1,610               | 1,815                              | 1,845                  | 1,115                   | 915                        | Séparé(e)s.....   | 47. |
| 3,295                                    | 4,540               | 3,220                              | 3,790                  | 3,545                   | 4,555                      | Veufs (ves).....  | 48. |
| 1,450                                    | 2,240               | 2,090                              | 2,260                  | 1,345                   | 1,015                      | Divorcé(e)s.....  | 49. |
| <b>selon la langue maternelle</b>        |                     |                                    |                        |                         |                            |   |     |
| 66,395                                   | 71,315              | 79,475                             | 76,340                 | 65,815                  | 69,940                     | Réponses uniques.....                                   | 50. |
| 57,440                                   | 61,070              | 66,140                             | 65,595                 | 53,570                  | 63,255                     | Anglais.....  | 51. |
| 645                                      | 1,245               | 1,240                              | 1,115                  | 2,740                   | 1,785                      | Français.....   | 52. |
| 8,315                                    | 8,995               | 12,100                             | 9,630                  | 9,505                   | 4,895                      | Langues non officielles.....                            | 53. |
| 80                                       | 160                 | 155                                | 110                    | 40                      | 15                         | Italien.....  | 54. |
| 3,415                                    | 3,340               | 6,180                              | 2,665                  | 3,995                   | 2,065                      | Allemand.....   | 55. |
| 520                                      | 850                 | 540                                | 1,010                  | 390                     | 110                        | Chinois.....  | 56. |
| 1,805                                    | 1,285               | 2,260                              | 2,745                  | 2,715                   | 690                        | Ukrainien.....  | 57. |
| 15                                       | 10                  | 60                                 | 95                     | 15                      | 5                          | Portugais.....  | 58. |
| 2,480                                    | 3,350               | 2,905                              | 3,005                  | 2,350                   | 2,000                      | Autres langues.....                                     | 59. |
| 2,775                                    | 2,905               | 3,710                              | 3,325                  | 3,375                   | 1,615                      | Réponses multiples.....                                 | 60. |

## Selected Characteristics for Federal Electoral Districts (1987 Representation Order), 1986 Census - 100% data

| No.  | Characteristics  | Saskatchewan †<br>PROVINCE | Kindersley -<br>Lloydminster | Mackenzie | Moose Jaw -<br>Lake Centre | Prince Albert<br>(Prince-<br>Albert) -<br>Churchill<br>River | Regina -<br>Lumsden |
|--|--|----------------------------|------------------------------|-----------|----------------------------|--|---------------------|
| <b>DWELLING CHARACTERISTICS</b>              |  |                            |                              |           |                            |  |                     |
| 1.   | Total number of occupied private dwellings.....            | 358,270                    | 23,865                       | 23,275    | 25,495                     | 22,345   | 25,520              |
| by tenure                                    |  |                            |                              |           |                            |  |                     |
| 2.   | Owned.....   | 250,970                    | 18,585                       | 18,365    | 18,575                     | 13,635   | 18,715              |
| 3.   | Rented.....  | 101,540                    | 5,280                        | 4,430     | 6,925                      | 7,115  | 6,805               |
| 4.   | On reserve(1).....   | 5,760                      | -                            | 470       | -                          | 1,600  | -                   |
| by type of dwelling                          |  |                            |                              |           |                            |  |                     |
| 5.   | Single-detached house.....                                 | 275,455                    | 20,350                       | 20,140    | 19,955                     | 17,135   | 20,570              |
| 6.   | Apartment, 5 or more storeys.....                          | 9,305                      | 80                           | 185       | 600                        | 665  | 55                  |
| 7.   | Movable dwelling.....                                      | 7,890                      | 1,145                        | 845       | 545                        | 730  | 120                 |
| 8.   | All other types (2).....                                   | 65,620                     | 2,295                        | 2,105     | 4,400                      | 3,815  | 4,780               |
| <b>HOUSEHOLD CHARACTERISTICS</b>             |  |                            |                              |           |                            |  |                     |
| Private Households                           |  |                            |                              |           |                            |  |                     |
| 9.   | Total number of private households.....                    | 358,270                    | 23,870                       | 23,270    | 25,495                     | 22,345   | 25,515              |
| by size of household                         |  |                            |                              |           |                            |  |                     |
| 10.  | 1 person.....  | 83,785                     | 4,840                        | 5,545     | 6,160                      | 4,370  | 4,380               |
| 11.  | 2 persons.....   | 108,665                    | 7,290                        | 7,175     | 8,395                      | 5,890  | 7,425               |
| 12.  | 3 persons.....   | 56,090                     | 3,780                        | 3,460     | 3,840                      | 3,550  | 4,710               |
| 13.  | 4 - 5 persons.....   | 93,065                     | 6,875                        | 5,835     | 6,280                      | 6,345  | 8,025               |
| 14.  | 6 - 9 persons.....   | 15,900                     | 1,060                        | 1,185     | 810                        | 1,910  | 960                 |
| 15.  | 10 or more persons.....                                    | 760                        | 20                           | 65        | 15                         | 290  | 20                  |
| by number of families                        |  |                            |                              |           |                            |  |                     |
| 16.  | Non-family household.....                                  | 99,480                     | 5,655                        | 6,195     | 7,005                      | 5,275  | 5,620               |
| 17.  | 1 census family.....                                       | 257,015                    | 18,145                       | 16,960    | 18,415                     | 16,805   | 19,770              |
| 18.  | 2 or more census families.....                             | 1,770                      | 65                           | 115       | 75                         | 260  | 135                 |
| Persons in Private Households                |  |                            |                              |           |                            |  |                     |
| 19.  | Total.....   | 984,620                    | 67,725                       | 64,115    | 66,960                     | 70,740   | 74,265              |
| 20.  | Average number of persons per household.....               | 2.7                        | 2.8                          | 2.8       | 2.6                        | 3.2  | 2.9                 |
| <b>CENSUS FAMILY CHARACTERISTICS</b>         |  |                            |                              |           |                            |  |                     |
| Census Families                              |  |                            |                              |           |                            |  |                     |
| 21.  | Total number of census families in private households..... | 260,605                    | 18,280                       | 17,190    | 18,570                     | 17,345   | 20,040              |
| by size of family                            |  |                            |                              |           |                            |  |                     |
| 22.  | 2 persons.....   | 105,265                    | 7,095                        | 7,140     | 8,200                      | 6,050  | 7,270               |
| 23.  | 3 persons.....   | 52,845                     | 3,555                        | 3,315     | 3,620                      | 3,530  | 4,480               |
| 24.  | 4 persons.....   | 59,860                     | 4,330                        | 3,735     | 4,120                      | 3,995  | 5,360               |
| 25.  | 5 or more persons.....                                     | 42,625                     | 3,295                        | 3,000     | 2,630                      | 3,770  | 2,935               |
| by family structure and presence of children |  |                            |                              |           |                            |  |                     |
| 26.  | Number of husband-wife families.....                       | 231,565                    | 16,970                       | 15,665    | 16,735                     | 14,575   | 17,295              |
| 27.  | With no children at home.....                              | 89,390                     | 6,330                        | 6,295     | 7,130                      | 4,755  | 5,815               |
| 28.  | With children at home.....                                 | 142,175                    | 10,640                       | 9,370     | 9,605                      | 9,820  | 11,485              |
| 29.  | 1 child at home.....                                       | 44,610                     | 3,200                        | 2,895     | 3,125                      | 2,760  | 3,635               |
| 30.  | 2 children at home.....                                    | 56,660                     | 4,200                        | 3,580     | 3,915                      | 3,635  | 5,060               |
| 31.  | 3 or more children at home.....                            | 40,900                     | 3,240                        | 2,895     | 2,570                      | 3,425  | 2,795               |
| 32.  | Number of lone-parent families.....                        | 29,040                     | 1,310                        | 1,520     | 1,835                      | 2,770  | 2,740               |
| 33.  | Male parent.....   | 5,215                      | 285                          | 365       | 335                        | 500  | 380                 |
| 34.  | 1 child at home.....                                       | 2,995                      | 170                          | 205       | 205                        | 235  | 210                 |
| 35.  | 2 children at home.....                                    | 1,395                      | 75                           | 100       | 80                         | 135  | 120                 |
| 36.  | 3 or more children at home.....                            | 825                        | 40                           | 60        | 45                         | 125  | 50                  |
| 37.  | Female parent.....   | 23,825                     | 1,025                        | 1,160     | 1,495                      | 2,265  | 2,360               |
| 38.  | 1 child at home.....                                       | 12,880                     | 600                          | 635       | 865                        | 1,055  | 1,245               |
| 39.  | 2 children at home.....                                    | 6,840                      | 285                          | 320       | 415                        | 630  | 730                 |
| 40.  | 3 or more children at home.....                            | 4,100                      | 145                          | 200       | 215                        | 580  | 390                 |

**Certaines caractéristiques des circonscriptions électorales fédérales (Ordonnance de représentation de 1987),  
recensement de 1986 - données intégrales**

| Regina -<br>Qu'Appelle   | Regina -<br>Wascana | Saskatoon -<br>Clark's<br>Crossing | Saskatoon -<br>Dundurn | Saskatoon -<br>Humboldt | Souris -<br>Moose Mountain | Caractéristiques   | N°  |
|--|---------------------|------------------------------------|------------------------|-------------------------|----------------------------|--|-----|
| <b>CARACTÉRISTIQUES DU LOGEMENT</b>                              |                     |                                    |                        |                         |                            |  |     |
| 23,630   | 30,120              | 29,485                             | 29,540                 | 25,535                  | 25,890                     | Nombre total de logements privés occupés.....                        | 1.  |
| <b>selon le mode d'occupation</b>                                |                     |                                    |                        |                         |                            |  |     |
| 17,215   | 17,670              | 17,935                             | 17,930                 | 16,685                  | 19,815                     | Possédé.....   | 2.  |
| 5,690  | 12,445              | 11,555                             | 11,580                 | 8,520                   | 5,695                      | Loué.....  | 3.  |
| 730  | -                   | -                                  | 35                     | 335                     | 385                        | Dans une réserve (1).....  | 4.  |
| <b>selon le type de logement</b>                                 |                     |                                    |                        |                         |                            |  |     |
| 19,525   | 17,800              | 19,145                             | 18,975                 | 17,760                  | 21,745                     | Maison individuelle non attenante.....                               | 5.  |
| 470  | 2,890               | 2,485                              | 590                    | 865                     | 85                         | Appartement, 5 étages ou plus.....                                   | 6.  |
| 450  | 125                 | 160                                | 170                    | 725                     | 815                        | Logement mobile.....   | 7.  |
| 3,185  | 9,310               | 7,700                              | 9,805                  | 6,190                   | 3,245                      | Tous autres types (2).....   | 8.  |
| <b>CARACTÉRISTIQUES DU MÉNAGE</b>                                |                     |                                    |                        |                         |                            |  |     |
| <b>Ménages privés</b>  |                     |                                    |                        |                         |                            |  |     |
| 23,630   | 30,120              | 29,485                             | 29,540                 | 25,535                  | 25,890                     | Nombre total de ménages privés.....                                  | 9.  |
| <b>selon la taille du ménage</b>                                 |                     |                                    |                        |                         |                            |  |     |
| 4,805  | 9,580               | 6,710                              | 6,875                  | 6,600                   | 6,285                      | 1 personne.....  | 10. |
| 6,880  | 9,345               | 8,370                              | 9,325                  | 7,960                   | 8,095                      | 2 personnes.....   | 11. |
| 3,925  | 4,270               | 4,825                              | 5,240                  | 3,860                   | 3,805                      | 3 personnes.....   | 12. |
| 6,885  | 6,130               | 8,355                              | 7,215                  | 6,000                   | 6,520                      | 4 - 5 personnes.....   | 13. |
| 1,100  | 775                 | 1,195                              | 870                    | 1,090                   | 1,175                      | 6 - 9 personnes.....   | 14. |
| 35   | 10                  | 30                                 | 20                     | 30                      | 15                         | 10 personnes ou plus.....  | 15. |
| <b>selon le nombre de familles</b>                               |                     |                                    |                        |                         |                            |  |     |
| 5,850  | 11,350              | 8,400                              | 8,790                  | 8,195                   | 7,195                      | Ménage non familial.....   | 16. |
| 17,640   | 18,615              | 20,960                             | 20,575                 | 17,240                  | 18,615                     | 1 famille de recensement.....  | 17. |
| 145  | 155                 | 125                                | 180                    | 105                     | 75                         | 2 familles de recensement ou plus.....                               | 18. |
| <b>Personnes dans les ménages privés</b>                         |                     |                                    |                        |                         |                            |  |     |
| 67,730   | 72,500              | 81,995                             | 78,125                 | 67,440                  | 69,920                     | Total.....   | 19. |
| 2.9  | 2.4                 | 2.8                                | 2.6                    | 2.6                     | 2.7                        | Nombre moyen de personnes par ménage.....                            | 20. |
| <b>CARACTÉRISTIQUES DE LA FAMILLE DE RECENSEMENT</b>             |                     |                                    |                        |                         |                            |  |     |
| <b>Familles de recensement</b>                                   |                     |                                    |                        |                         |                            |  |     |
| 17,930   | 18,930              | 21,220                             | 20,930                 | 17,450                  | 18,775                     | Nombre total de familles de recensement dans les ménages privés..... | 21. |
| <b>selon la taille de la famille</b>                             |                     |                                    |                        |                         |                            |  |     |
| 6,825  | 8,645               | 7,785                              | 8,765                  | 7,315                   | 7,865                      | 2 personnes.....   | 22. |
| 3,690  | 3,935               | 4,530                              | 4,795                  | 3,455                   | 3,590                      | 3 personnes.....   | 23. |
| 4,385  | 4,100               | 5,540                              | 4,745                  | 3,825                   | 4,075                      | 4 personnes.....   | 24. |
| 3,020  | 2,250               | 3,360                              | 2,625                  | 2,855                   | 3,240                      | 5 personnes ou plus.....   | 25. |
| <b>selon la structure de la famille et la présence d'enfants</b> |                     |                                    |                        |                         |                            |  |     |
| 15,775   | 16,590              | 18,445                             | 17,825                 | 15,545                  | 17,270                     | Nombre de familles époux-épouse.....                                 | 26. |
| 5,730  | 7,205               | 6,395                              | 7,065                  | 6,180                   | 6,975                      | Sans enfants à la maison.....  | 27. |
| 10,040   | 9,385               | 12,050                             | 10,760                 | 9,360                   | 10,290                     | Avec enfants à la maison.....  | 28. |
| 3,070  | 3,315               | 3,635                              | 3,835                  | 2,940                   | 3,185                      | 1 enfant à la maison.....  | 29. |
| 4,090  | 3,885               | 5,225                              | 4,435                  | 3,630                   | 3,930                      | 2 enfants à la maison.....   | 30. |
| 2,880  | 2,185               | 3,195                              | 2,495                  | 2,795                   | 3,185                      | 3 enfants ou plus à la maison.....                                   | 31. |
| 2,160  | 2,340               | 2,775                              | 3,110                  | 1,905                   | 1,510                      | Nombre de familles monoparentales.....                               | 32. |
| 425  | 385                 | 375                                | 425                    | 320                     | 330                        | Parent de sexe masculin.....   | 33. |
| 250  | 235                 | 205                                | 260                    | 190                     | 205                        | 1 enfant à la maison.....  | 34. |
| 100  | 115                 | 115                                | 115                    | 85                      | 80                         | 2 enfants à la maison.....   | 35. |
| 75   | 40                  | 55                                 | 50                     | 45                      | 40                         | 3 enfants ou plus à la maison.....                                   | 36. |
| 1,735  | 1,955               | 2,400                              | 2,680                  | 1,585                   | 1,180                      | Parent de sexe féminin.....  | 37. |
| 850  | 1,205               | 1,185                              | 1,445                  | 940                     | 685                        | 1 enfant à la maison.....  | 38. |
| 520  | 510                 | 780                                | 845                    | 430                     | 325                        | 2 enfants à la maison.....   | 39. |
| 365  | 240                 | 425                                | 390                    | 210                     | 170                        | 3 enfants ou plus à la maison.....                                   | 40. |

## Selected Characteristics for Federal Electoral Districts (1987 Representation Order), 1986 Census - 100% data

| No.  | Characteristics  | Saskatchewan †<br>PROVINCE | Kindersley -<br>Lloydminster | Mackenzie | Moose Jaw -<br>Lake Centre | Prince Albert<br>(Prince-<br>Albert) -<br>Churchill<br>River | Regina -<br>Lumsden |
|--|--|----------------------------|------------------------------|-----------|----------------------------|--|---------------------|
| <b>CENSUS FAMILY CHARACTERISTICS<br/>(concluded)</b> |  |                            |                              |           |                            |  |                     |
| <b>Children in Census Families</b>                   |  |                            |                              |           |                            |  |                     |
| 1.   | Total number of children at home.....                        | 348,380                    | 24,695                       | 22,745    | 22,465                     | 28,750   | 27,640              |
| by age   |  |                            |                              |           |                            |  |                     |
| 2.   | Under 6 years of age.....                                    | 97,880                     | 7,610                        | 5,860     | 6,530                      | 8,020  | 8,590               |
| 3.   | 6 - 14 years.....  | 137,825                    | 10,005                       | 9,185     | 9,045                      | 11,550   | 11,105              |
| 4.   | 15 - 17 years.....   | 43,880                     | 2,985                        | 3,105     | 2,780                      | 3,705  | 3,105               |
| 5.   | 18 - 24 years.....   | 53,055                     | 3,105                        | 3,360     | 3,090                      | 4,225  | 3,895               |
| 6.   | 25 years and over.....                                       | 15,745                     | 980                          | 1,240     | 1,015                      | 1,255  | 945                 |
| 7.   | Average number of children per census family(3).....         | 1.3                        | 1.4                          | 1.3       | 1.2                        | 1.7  | 1.4                 |
| <b>Persons in Private Households</b>                 |  |                            |                              |           |                            |  |                     |
| by census family status and living arrangements      |  |                            |                              |           |                            |  |                     |
| 8.   | Total number of persons.....                                 | 984,620                    | 67,725                       | 64,115    | 66,960                     | 70,745   | 74,270              |
| 9.   | Number of non-family persons.....                            | 144,075                    | 7,785                        | 8,515     | 9,195                      | 10,075   | 9,290               |
| 10.  | Living with relatives(4).....                                | 31,225                     | 1,395                        | 1,965     | 1,565                      | 3,585  | 2,365               |
| 11.  | Living with non-relatives only.....                          | 29,065                     | 1,550                        | 1,010     | 1,470                      | 2,125  | 2,540               |
| 12.  | Living alone.....  | 83,785                     | 4,845                        | 5,545     | 6,160                      | 4,365  | 4,380               |
| 13.  | Number of family persons.....                                | 840,545                    | 59,935                       | 55,605    | 57,770                     | 60,665   | 64,980              |
| 14.  | Average number of persons per census family.....             | 3.2                        | 3.3                          | 3.2       | 3.1                        | 3.5  | 3.2                 |
| 15.  | Total number of persons 65 years and over.....               | 117,880                    | 7,865                        | 10,045    | 9,905                      | 6,165  | 5,135               |
| 16.  | Number of non-family persons 65 years and over.....          | 45,130                     | 2,740                        | 3,805     | 3,630                      | 2,405  | 1,875               |
| 17.  | Living with relatives(4).....                                | 6,345                      | 310                          | 485       | 465                        | 455  | 355                 |
| 18.  | Living with non-relatives only.....                          | 2,055                      | 110                          | 160       | 145                        | 145  | 155                 |
| 19.  | Living alone.....  | 36,735                     | 2,325                        | 3,165     | 3,025                      | 1,805  | 1,365               |
| 20.  | Number of family persons 65 years and over.....              | 72,750                     | 5,125                        | 6,240     | 6,275                      | 3,755  | 3,255               |
| <b>ECONOMIC FAMILY CHARACTERISTICS</b>               |  |                            |                              |           |                            |  |                     |
| <b>Economic Families</b>                             |  |                            |                              |           |                            |  |                     |
| 21.  | Total number of economic families in private households..... | 265,850                    | 18,565                       | 17,465    | 18,905                     | 17,505   | 20,410              |
| by size of family                                    |  |                            |                              |           |                            |  |                     |
| 22.  | 2 persons.....   | 104,755                    | 7,090                        | 7,065     | 8,195                      | 5,725  | 7,120               |
| 23.  | 3 persons.....   | 53,985                     | 3,675                        | 3,390     | 3,740                      | 3,480  | 4,540               |
| 24.  | 4 persons.....   | 60,470                     | 4,340                        | 3,755     | 4,170                      | 3,975  | 5,455               |
| 25.  | 5 or more persons.....                                       | 46,620                     | 3,460                        | 3,255     | 2,795                      | 4,325  | 3,290               |
| <b>Persons in Private Households</b>                 |  |                            |                              |           |                            |  |                     |
| 26.  | Total.....   | 984,625                    | 67,725                       | 64,115    | 66,960                     | 70,740   | 74,270              |
| 27.  | Number of unattached individuals.....                        | 112,850                    | 6,395                        | 6,555     | 7,630                      | 6,490  | 6,920               |
| 28.  | Number of economic family persons.....                       | 871,775                    | 61,335                       | 57,565    | 59,330                     | 64,250   | 67,345              |
| 29.  | Average number of persons per economic family.....           | 3.3                        | 3.3                          | 3.3       | 3.1                        | 3.7  | 3.3                 |

**Certaines caractéristiques des circonscriptions électorales fédérales (Ordonnance de représentation de 1987),  
recensement de 1986 - données intégrales**

| Regina -<br>Qu'Appelle | Regina -<br>Wascana | Saskatoon -<br>Clark's<br>Crossing | Saskatoon -<br>Dundurn | Saskatoon -<br>Humboldt | Souris -<br>Moose Mountain | Caractéristiques   | N°  |
|------------------------|---------------------|------------------------------------|------------------------|-------------------------|----------------------------|--|-----|
|                        |                     |                                    |                        |                         |                            | <b>CARACTÉRISTIQUES DE LA FAMILLE DE<br/>RECENSEMENT<br/>(fin)</b>   |     |
|                        |                     |                                    |                        |                         |                            | <b>Enfants dans les familles de recensement</b>  |     |
| 24,785                 | 21,935              | 29,785                             | 26,050                 | 22,875                  | 24,245                     | Nombre total d'enfants à la maison.....  | 1.  |
|                        |                     |                                    |                        |                         |                            | <b>selon l'âge</b>   |     |
| 6,910                  | 5,360               | 9,035                              | 7,610                  | 6,130                   | 6,735                      | Moins de 5 ans.....  | 2.  |
| 10,230                 | 7,635               | 11,980                             | 9,380                  | 8,840                   | 9,885                      | 5 - 14 ans.....  | 3.  |
| 3,130                  | 2,840               | 3,565                              | 3,085                  | 2,990                   | 3,050                      | 15 - 17 ans.....   | 4.  |
| 3,500                  | 4,770               | 4,280                              | 4,760                  | 3,810                   | 3,430                      | 18 - 24 ans.....   | 5.  |
| 1,015                  | 1,330               | 930                                | 1,220                  | 1,100                   | 1,155                      | 25 ans et plus.....  | 6.  |
| 1.4                    | 1.2                 | 1.4                                | 1.2                    | 1.3                     | 1.3                        | Nombre moyen d'enfants par famille de<br>recensement (3).....  | 7.  |
|                        |                     |                                    |                        |                         |                            | <b>Personnes dans les ménages privés</b>   |     |
|                        |                     |                                    |                        |                         |                            | <b>selon la situation des particuliers dans<br/>la famille de recensement et modalité de vie</b>             |     |
| 67,730                 | 72,500              | 81,995                             | 78,125                 | 67,440                  | 69,925                     | Nombre total de personnes.....   | 8.  |
| 9,235                  | 15,055              | 12,550                             | 13,320                 | 11,575                  | 9,635                      | Nombre de personnes hors famille.....  | 9.  |
| 2,395                  | 2,295               | 2,520                              | 2,785                  | 2,135                   | 1,885                      | Vivant avec des personnes apparentées (4).....   | 10. |
| 2,035                  | 3,175               | 3,320                              | 3,650                  | 2,840                   | 1,465                      | Vivant avec des personnes non apparentées<br>seulement.....  | 11. |
| 4,805                  | 9,585               | 6,715                              | 6,875                  | 6,605                   | 6,285                      | Vivant seules.....   | 12. |
| 58,495                 | 57,445              | 69,445                             | 64,800                 | 55,865                  | 60,295                     | Nombre de personnes dans les familles.....   | 13. |
| 3.3                    | 3.0                 | 3.3                                | 3.1                    | 3.2                     | 3.2                        | Nombre moyen de personnes par famille de<br>recensement.....   | 14. |
| 7,140                  | 9,330               | 6,465                              | 7,530                  | 7,685                   | 10,660                     | Nombre total de personnes de 65 ans et plus...<br>Nombre de personnes hors famille de 65 ans<br>et plus..... | 15. |
| 2,720                  | 4,155               | 2,645                              | 2,980                  | 2,855                   | 4,115                      | Vivant avec des personnes apparentées (4).....   | 16. |
| 455                    | 545                 | 375                                | 475                    | 420                     | 500                        | Vivant avec des personnes non apparentées<br>seulement.....  | 17. |
| 140                    | 180                 | 115                                | 185                    | 110                     | 185                        | Vivant seules.....   | 18. |
| 2,130                  | 3,425               | 2,150                              | 2,320                  | 2,325                   | 3,420                      | Nombre de personnes de 65 ans et plus dans<br>les familles.....  | 19. |
| 4,425                  | 5,180               | 3,820                              | 4,550                  | 4,830                   | 6,550                      |  | 20. |
|                        |                     |                                    |                        |                         |                            | <b>CARACTÉRISTIQUES DE LA FAMILLE<br/>ÉCONOMIQUE</b>   |     |
|                        |                     |                                    |                        |                         |                            | <b>Familles économiques</b>  |     |
| 18,265                 | 19,445              | 21,715                             | 21,500                 | 17,945                  | 19,175                     | Nombre total de familles économiques dans les<br>ménages privés.....   | 21. |
|                        |                     |                                    |                        |                         |                            | <b>selon la taille de la famille</b>   |     |
| 6,690                  | 8,745               | 7,830                              | 8,775                  | 7,415                   | 7,900                      | 2 personnes.....   | 22. |
| 3,765                  | 4,015               | 4,580                              | 4,930                  | 3,620                   | 3,700                      | 3 personnes.....   | 23. |
| 4,425                  | 4,165               | 5,610                              | 4,855                  | 3,840                   | 4,140                      | 4 personnes.....   | 24. |
| 3,385                  | 2,515               | 3,695                              | 2,940                  | 3,075                   | 3,435                      | 5 personnes ou plus.....   | 25. |
|                        |                     |                                    |                        |                         |                            | <b>Personnes dans les ménages privés</b>   |     |
| 67,730                 | 72,500              | 81,995                             | 78,125                 | 67,440                  | 69,925                     | Total.....   | 26. |
| 6,840                  | 12,760              | 10,030                             | 10,535                 | 9,440                   | 7,745                      | Nombre de personnes seules.....  | 27. |
| 60,885                 | 59,740              | 71,965                             | 67,590                 | 58,000                  | 62,175                     | Nombre de personnes dans la famille<br>économique.....   | 28. |
| 3.3                    | 3.1                 | 3.3                                | 3.1                    | 3.2                     | 3.2                        | Nombre moyen de personnes par famille<br>économique.....   | 29. |

## Selected Characteristics for Federal Electoral Districts (1987 Representation Order), 1986 Census - 100% data

| No.                               | Characteristics  | Swift Current<br>- Maple Creek<br>- Assiniboia | The<br>Battlefords -<br>Meadow Lake | Yorkton -<br>Melville | Alberta † | Athabasca | Beaver River |
|-----------------------------------|--|--|-------------------------------------|-----------------------|-----------|-----------|--------------|
|                                   |  | PROVINCE                                       |                                     |                       |           |           |              |
| <b>POPULATION CHARACTERISTICS</b> |  |  |                                     |                       |           |           |              |
| 1.                                | Total population.....                                    | 69,030   | 72,870                              | 66,900                | 2,365,825 | 79,920    | 72,695       |
| <b>by sex and age</b>             |  |  |                                     |                       |           |           |              |
| 2.                                | Male, total.....   | 34,825   | 36,795                              | 33,490                | 1,182,040 | 41,460    | 37,890       |
| 3.                                | 0 - 4 years.....   | 2,790  | 3,545                               | 2,385                 | 105,030   | 4,195     | 3,685        |
| 4.                                | 5 - 9 years.....   | 2,790  | 3,455                               | 2,555                 | 84,380    | 3,850     | 3,535        |
| 5.                                | 10 - 14 years.....                                       | 2,575  | 3,250                               | 2,565                 | 88,590    | 3,800     | 3,300        |
| 6.                                | 15 years.....  | 525  | 695                                 | 530                   | 19,150    | 760       | 785          |
| 7.                                | 16 years.....  | 565  | 640                                 | 525                   | 18,850    | 805       | 685          |
| 8.                                | 17 years.....  | 510  | 720                                 | 550                   | 18,060    | 775       | 630          |
| 9.                                | 18 years and over.....                                   | 25,070   | 24,490                              | 24,385                | 847,975   | 27,275    | 25,280       |
| 10.                               | 18 - 19 years.....                                       | 960  | 1,205                               | 1,070                 | 36,805    | 1,445     | 1,275        |
| 11.                               | 20 - 24 years.....                                       | 2,760  | 2,900                               | 2,405                 | 112,150   | 3,550     | 3,420        |
| 12.                               | 25 - 29 years.....                                       | 2,950  | 2,760                               | 2,255                 | 130,000   | 4,175     | 3,645        |
| 13.                               | 30 - 34 years.....                                       | 2,705  | 2,595                               | 2,295                 | 117,965   | 4,055     | 3,245        |
| 14.                               | 35 - 39 years.....                                       | 2,100  | 2,205                               | 1,965                 | 86,775    | 3,445     | 2,655        |
| 15.                               | 40 - 44 years.....                                       | 1,715  | 1,880                               | 1,685                 | 71,850    | 2,635     | 2,125        |
| 16.                               | 45 - 49 years.....                                       | 1,555  | 1,600                               | 1,570                 | 57,620    | 1,895     | 1,785        |
| 17.                               | 50 - 54 years.....                                       | 1,730  | 1,650                               | 1,665                 | 52,965    | 1,620     | 1,640        |
| 18.                               | 55 - 59 years.....                                       | 1,885  | 1,650                               | 1,795                 | 48,380    | 1,280     | 1,440        |
| 19.                               | 60 - 64 years.....                                       | 1,855  | 1,500                               | 1,945                 | 39,325    | 985       | 1,225        |
| 20.                               | 65 - 74 years.....                                       | 3,065  | 2,640                               | 3,390                 | 53,435    | 1,340     | 1,765        |
| 21.                               | 75 - 84 years.....                                       | 1,415  | 1,515                               | 1,885                 | 24,960    | 670       | 855          |
| 22.                               | 85 years and over.....                                   | 375  | 380                                 | 460                   | 5,745     | 180       | 205          |
| 23.                               | Female, total.....                                       | 34,205   | 36,070                              | 33,415                | 1,173,785 | 38,460    | 34,800       |
| 24.                               | 0 - 4 years.....   | 2,680  | 3,430                               | 2,350                 | 100,045   | 3,915     | 3,470        |
| 25.                               | 5 - 9 years.....   | 2,735  | 3,330                               | 2,440                 | 89,330    | 3,770     | 3,290        |
| 26.                               | 10 - 14 years.....                                       | 2,505  | 3,260                               | 2,500                 | 83,970    | 3,620     | 3,150        |
| 27.                               | 15 years.....  | 510  | 660                                 | 590                   | 17,945    | 800       | 620          |
| 28.                               | 16 years.....  | 520  | 620                                 | 550                   | 17,680    | 720       | 630          |
| 29.                               | 17 years.....  | 555  | 650                                 | 525                   | 17,485    | 705       | 635          |
| 30.                               | 18 years and over.....                                   | 24,700   | 24,120                              | 24,455                | 847,330   | 24,930    | 23,005       |
| 31.                               | 18 - 19 years.....                                       | 900  | 1,090                               | 970                   | 36,190    | 1,310     | 1,035        |
| 32.                               | 20 - 24 years.....                                       | 2,450  | 2,810                               | 2,145                 | 112,740   | 3,555     | 3,140        |
| 33.                               | 25 - 29 years.....                                       | 2,665  | 2,815                               | 2,100                 | 125,755   | 4,140     | 3,305        |
| 34.                               | 30 - 34 years.....                                       | 2,425  | 2,525                               | 2,060                 | 111,135   | 3,650     | 2,885        |
| 35.                               | 35 - 39 years.....                                       | 1,965  | 2,130                               | 1,965                 | 92,690    | 3,140     | 2,535        |
| 36.                               | 40 - 44 years.....                                       | 1,670  | 1,665                               | 1,680                 | 68,815    | 2,195     | 1,990        |
| 37.                               | 45 - 49 years.....                                       | 1,580  | 1,510                               | 1,590                 | 54,985    | 1,525     | 1,550        |
| 38.                               | 50 - 54 years.....                                       | 1,655  | 1,570                               | 1,675                 | 49,680    | 1,305     | 1,400        |
| 39.                               | 55 - 59 years.....                                       | 1,815  | 1,520                               | 1,735                 | 46,115    | 1,010     | 1,185        |
| 40.                               | 60 - 64 years.....                                       | 1,905  | 1,540                               | 1,925                 | 42,045    | 910       | 1,155        |
| 41.                               | 65 - 74 years.....                                       | 3,230  | 2,880                               | 3,710                 | 63,080    | 1,295     | 1,695        |
| 42.                               | 75 - 84 years.....                                       | 1,750  | 1,610                               | 2,260                 | 33,485    | 705       | 910          |
| 43.                               | 85 years and over.....                                   | 690  | 450                                 | 645                   | 10,620    | 180       | 240          |
| <b>by marital status</b>          |  |  |                                     |                       |           |           |              |
| 44.                               | Single (never married), total.....                       | 28,250   | 34,755                              | 26,945                | 1,045,005 | 38,555    | 33,835       |
| 45.                               | Single (never married), 15 years of age<br>and over..... | 12,175   | 14,485                              | 12,155                | 483,650   | 15,400    | 13,405       |
| 46.                               | Married.....   | 34,885   | 32,220                              | 33,340                | 1,113,660 | 36,300    | 34,165       |
| 47.                               | Separated.....   | 720  | 1,055                               | 835                   | 42,280    | 1,230     | 1,015        |
| 48.                               | Widowed.....   | 4,150  | 3,780                               | 4,920                 | 88,250    | 2,025     | 2,445        |
| 49.                               | Divorced.....  | 1,015  | 1,060                               | 860                   | 76,625    | 1,820     | 1,235        |
| <b>by mother tongue</b>           |  |  |                                     |                       |           |           |              |
| 50.                               | Single responses.....                                    | 66,850   | 69,025                              | 62,385                | 2,276,720 | 76,090    | 68,680       |
| 51.                               | English.....   | 55,820   | 52,530                              | 47,185                | 1,914,445 | 62,685    | 52,345       |
| 52.                               | French.....  | 2,930  | 2,580                               | 325                   | 48,070    | 2,290     | 6,270        |
| 53.                               | Non-official languages.....                              | 8,105  | 13,910                              | 14,880                | 314,200   | 11,110    | 10,065       |
| 54.                               | Italian.....   | 15   | 20                                  | 10                    | 13,055    | 60        | 60           |
| 55.                               | German.....  | 5,765  | 2,520                               | 3,365                 | 75,725    | 1,290     | 965          |
| 56.                               | Chinese.....   | 290  | 135                                 | 155                   | 35,670    | 415       | 95           |
| 57.                               | Ukrainian.....   | 405  | 2,445                               | 8,285                 | 48,350    | 1,690     | 4,905        |
| 58.                               | Portuguese.....  | -  | 5                                   | 5                     | 4,565     | 50        | 30           |
| 59.                               | Other languages.....                                     | 1,625  | 8,785                               | 3,055                 | 136,825   | 7,605     | 4,025        |
| 60.                               | Multiple responses.....                                  | 2,175  | 3,840                               | 4,515                 | 89,110    | 3,835     | 4,015        |



**Certaines caractéristiques des circonscriptions électorales fédérales (Ordonnance de représentation de 1987),  
recensement de 1986 - données intégrales**

| Calgary Centre | Calgary North (Nord) | Calgary Northeast (Nord-Est) | Calgary Southeast (Sud-Est) | Calgary Southwest (Sud-Ouest) | Calgary West (Ouest) | Caractéristiques                                     | N°  |
|----------------|----------------------|------------------------------|-----------------------------|-------------------------------|----------------------|--|-----|
| 100,060        | 110,520              | 109,650                      | 107,910                     | 109,305                       | 98,660               | <b>CARACTÉRISTIQUES DE LA POPULATION</b>             |     |
|                |                      |                              |                             |                               |                      | Population totale.....                               | 1.  |
|                |                      |                              |                             |                               |                      | <b>selon le sexe et l'âge</b>                        |     |
| 49,985         | 54,695               | 55,285                       | 54,600                      | 54,195                        | 48,695               | Hommes, total.....                                   | 2.  |
| 2,335          | 5,100                | 6,220                        | 4,865                       | 4,580                         | 3,840                | 0 - 4 ans.....                                       | 3.  |
| 1,380          | 3,675                | 5,625                        | 4,550                       | 3,945                         | 3,100                | 5 - 9 ans.....                                       | 4.  |
| 1,295          | 3,445                | 4,575                        | 4,435                       | 3,930                         | 2,970                | 10 - 14 ans.....                                     | 5.  |
| 330            | 815                  | 865                          | 995                         | 860                           | 725                  | 15 ans.....  | 6.  |
| 340            | 795                  | 840                          | 955                         | 835                           | 720                  | 16 ans.....  | 7.  |
| 360            | 835                  | 795                          | 935                         | 880                           | 630                  | 17 ans.....  | 8.  |
| 43,950         | 40,040               | 36,340                       | 37,865                      | 39,160                        | 36,705               | 18 ans et plus.....                                  | 9.  |
| 1,125          | 1,620                | 1,560                        | 1,870                       | 1,570                         | 1,540                | 18 - 19 ans.....                                     | 10. |
| 6,675          | 5,020                | 4,545                        | 5,025                       | 4,760                         | 5,385                | 20 - 24 ans.....                                     | 11. |
| 9,345          | 6,505                | 6,710                        | 5,500                       | 5,685                         | 5,950                | 25 - 29 ans.....                                     | 12. |
| 6,975          | 6,330                | 6,690                        | 5,140                       | 5,660                         | 4,985                | 30 - 34 ans.....                                     | 13. |
| 4,115          | 4,740                | 5,825                        | 4,690                       | 4,935                         | 4,040                | 35 - 39 ans.....                                     | 14. |
| 2,440          | 3,175                | 3,675                        | 3,935                       | 3,925                         | 2,865                | 40 - 44 ans.....                                     | 15. |
| 1,910          | 2,690                | 2,390                        | 3,115                       | 2,970                         | 2,310                | 45 - 49 ans.....                                     | 16. |
| 1,920          | 2,680                | 1,700                        | 2,785                       | 2,650                         | 2,285                | 50 - 54 ans.....                                     | 17. |
| 2,030          | 2,410                | 1,245                        | 2,260                       | 2,480                         | 2,245                | 55 - 59 ans.....                                     | 18. |
| 1,970          | 1,805                | 875                          | 1,440                       | 1,795                         | 1,785                | 60 - 64 ans.....                                     | 19. |
| 3,145          | 2,185                | 880                          | 1,470                       | 1,915                         | 2,220                | 65 - 74 ans.....                                     | 20. |
| 1,810          | 770                  | 225                          | 515                         | 660                           | 890                  | 75 - 84 ans.....                                     | 21. |
| 485            | 105                  | 25                           | 110                         | 165                           | 210                  | 85 ans et plus.....                                  | 22. |
| 50,075         | 55,820               | 54,365                       | 53,305                      | 55,110                        | 49,965               | Femmes, total.....                                   | 23. |
| 2,345          | 4,625                | 6,115                        | 4,455                       | 4,365                         | 3,630                | 0 - 4 ans.....                                       | 24. |
| 1,360          | 3,585                | 5,375                        | 4,150                       | 3,645                         | 2,940                | 5 - 9 ans.....                                       | 25. |
| 1,115          | 3,380                | 4,440                        | 4,180                       | 3,635                         | 2,940                | 10 - 14 ans.....                                     | 26. |
| 305            | 805                  | 830                          | 985                         | 835                           | 635                  | 15 ans.....  | 27. |
| 330            | 790                  | 840                          | 945                         | 805                           | 635                  | 16 ans.....  | 28. |
| 375            | 780                  | 755                          | 945                         | 765                           | 670                  | 17 ans.....  | 29. |
| 44,245         | 41,855               | 36,010                       | 37,655                      | 41,060                        | 38,515               | 18 ans et plus.....                                  | 30. |
| 1,405          | 1,565                | 1,510                        | 1,785                       | 1,615                         | 1,430                | 18 - 19 ans.....                                     | 31. |
| 7,300          | 5,395                | 5,050                        | 4,865                       | 4,805                         | 5,150                | 20 - 24 ans.....                                     | 32. |
| 8,115          | 6,745                | 6,830                        | 5,425                       | 5,935                         | 5,820                | 25 - 29 ans.....                                     | 33. |
| 5,100          | 5,970                | 6,695                        | 4,925                       | 5,680                         | 4,850                | 30 - 34 ans.....                                     | 34. |
| 3,175          | 4,630                | 5,365                        | 4,705                       | 5,180                         | 4,035                | 35 - 39 ans.....                                     | 35. |
| 2,060          | 3,330                | 3,295                        | 3,940                       | 3,825                         | 2,965                | 40 - 44 ans.....                                     | 36. |
| 1,785          | 2,890                | 2,110                        | 3,045                       | 2,925                         | 2,450                | 45 - 49 ans.....                                     | 37. |
| 1,880          | 2,730                | 1,555                        | 2,590                       | 2,660                         | 2,435                | 50 - 54 ans.....                                     | 38. |
| 2,160          | 2,545                | 1,180                        | 1,965                       | 2,480                         | 2,335                | 55 - 59 ans.....                                     | 39. |
| 2,370          | 2,025                | 955                          | 1,565                       | 1,920                         | 2,085                | 60 - 64 ans.....                                     | 40. |
| 4,485          | 2,640                | 1,090                        | 1,850                       | 2,355                         | 2,980                | 65 - 74 ans.....                                     | 41. |
| 3,200          | 1,165                | 320                          | 785                         | 1,205                         | 1,435                | 75 - 84 ans.....                                     | 42. |
| 1,210          | 230                  | 50                           | 210                         | 470                           | 545                  | 85 ans et plus.....                                  | 43. |
| 43,565         | 46,545               | 50,750                       | 48,000                      | 45,770                        | 41,655               | <b>selon l'état matrimonial</b>                      |     |
|                |                      |                              |                             |                               |                      | Célibataires (jamais marié(e)s), total.....          | 44. |
|                |                      |                              |                             |                               |                      | Célibataires (jamais marié(e)s), 15 ans et plus..... | 45. |
| 33,735         | 22,735               | 18,395                       | 21,370                      | 21,670                        | 22,240               | Marié(e)s.....                                       | 46. |
| 38,750         | 55,110               | 52,060                       | 51,360                      | 54,460                        | 46,725               | Séparé(e)s.....                                      | 47. |
| 3,625          | 1,840                | 1,875                        | 1,985                       | 1,875                         | 2,050                | Veufs (ves).....                                     | 48. |
| 7,065          | 3,145                | 1,725                        | 2,850                       | 3,385                         | 4,085                | Divorcé(e)s.....                                     | 49. |
| 7,065          | 3,880                | 3,235                        | 3,715                       | 3,810                         | 4,145                |  |     |
| 96,275         | 106,685              | 103,855                      | 103,930                     | 106,545                       | 95,730               | <b>selon la langue maternelle</b>                    |     |
|                |                      |                              |                             |                               |                      | Réponses uniques.....                                | 50. |
| 80,310         | 89,385               | 84,435                       | 89,315                      | 93,560                        | 82,330               | Anglais.....   | 51. |
| 1,760          | 1,215                | 1,500                        | 1,450                       | 1,405                         | 1,530                | Français.....  | 52. |
| 14,205         | 16,090               | 17,920                       | 13,165                      | 11,580                        | 11,865               | Langues non officielles.....                         | 53. |
| 955            | 1,740                | 1,040                        | 440                         | 540                           | 700                  | Italien.....   | 54. |
| 2,315          | 2,750                | 2,130                        | 2,310                       | 2,375                         | 2,500                | Allemand.....  | 55. |
| 2,320          | 4,825                | 4,120                        | 2,070                       | 1,460                         | 1,335                | Chinois.....   | 56. |
| 915            | 965                  | 545                          | 835                         | 765                           | 800                  | Ukrainien.....                                       | 57. |
| 125            | 90                   | 370                          | 330                         | 90                            | 130                  | Portugais.....                                       | 58. |
| 7,575          | 5,720                | 9,710                        | 7,185                       | 6,350                         | 6,395                | Autres langues.....                                  | 59. |
| 3,785          | 3,835                | 5,795                        | 3,975                       | 2,760                         | 2,930                | Réponses multiples.....                              | 60. |

## Selected Characteristics for Federal Electoral Districts (1987 Representation Order), 1986 Census - 100% data

| No.  | Characteristics  | Swift Current<br>- Maple Creek<br>- Assiniboia | The<br>Battlefords -<br>Meadow Lake | Yorkton -<br>Melville | Alberta †<br><br>PROVINCE | Athabasca | Beaver River |
|--|--|--|-------------------------------------|-----------------------|---------------------------|-----------|--------------|
| <b>DWELLING CHARACTERISTICS</b>              |  |  |                                     |                       |                           |           |              |
| 1.   | Total number of occupied private dwellings.....            | 25,000   | 23,845                              | 24,725                | 836,125                   | 24,905    | 22,580       |
| by tenure                                    |  |  |                                     |                       |                           |           |              |
| 2.   | Owned.....   | 19,440   | 16,590                              | 19,820                | 516,090                   | 16,360    | 15,605       |
| 3.   | Rented.....  | 5,520  | 5,215                               | 4,760                 | 316,070                   | 7,805     | 6,355        |
| 4.   | On reserve (1).....  | 35   | 2,040                               | 140                   | 3,970                     | 740       | 620          |
| by type of dwelling                          |  |  |                                     |                       |                           |           |              |
| 5.   | Single-detached house.....                                 | 21,090   | 20,180                              | 21,085                | 528,175                   | 15,845    | 17,370       |
| 6.   | Apartment, 5 or more storeys.....                          | 110  | 235                                 | -                     | 43,000                    | 255       | -            |
| 7.   | Movable dwelling.....                                      | 705  | 785                                 | 580                   | 26,255                    | 3,225     | 1,705        |
| 8.   | All other types (2).....                                   | 3,095  | 2,645                               | 3,055                 | 238,695                   | 5,585     | 3,500        |
| <b>HOUSEHOLD CHARACTERISTICS</b>             |  |  |                                     |                       |                           |           |              |
| Private Households                           |  |  |                                     |                       |                           |           |              |
| 9.   | Total number of private households.....                    | 24,995   | 23,845                              | 24,720                | 836,130                   | 24,905    | 22,585       |
| by size of household                         |  |  |                                     |                       |                           |           |              |
| 10.  | 1 person.....  | 6,135  | 5,305                               | 6,185                 | 179,150                   | 3,945     | 3,440        |
| 11.  | 2 persons.....   | 8,010  | 6,605                               | 7,910                 | 251,770                   | 6,310     | 6,150        |
| 12.  | 3 persons.....   | 3,690  | 3,510                               | 3,615                 | 145,510                   | 4,515     | 3,990        |
| 13.  | 4 - 5 persons.....   | 6,250  | 6,420                               | 5,940                 | 225,830                   | 8,320     | 7,455        |
| 14.  | 6 - 9 persons.....   | 890  | 1,835                               | 1,055                 | 31,800                    | 1,690     | 1,455        |
| 15.  | 10 or more persons.....                                    | 10   | 170                                 | 20                    | 1,070                     | 125       | 95           |
| by number of families                        |  |  |                                     |                       |                           |           |              |
| 16.  | Non-family household.....                                  | 6,870  | 6,130                               | 6,955                 | 227,050                   | 5,225     | 4,320        |
| 17.  | 1 census family.....                                       | 18,065   | 17,520                              | 17,690                | 602,060                   | 19,390    | 18,090       |
| 18.  | 2 or more census families.....                             | 65   | 190                                 | 80                    | 7,015                     | 285       | 175          |
| Persons in Private Households                |  |  |                                     |                       |                           |           |              |
| 19.  | Total.....   | 66,125   | 71,310                              | 65,655                | 2,310,055                 | 78,575    | 70,570       |
| 20.  | Average number of persons per household.....               | 2.6  | 3.0                                 | 2.7                   | 2.8                       | 3.2       | 3.1          |
| <b>CENSUS FAMILY CHARACTERISTICS</b>         |  |  |                                     |                       |                           |           |              |
| Census Families                              |  |  |                                     |                       |                           |           |              |
| 21.  | Total number of census families in private households..... | 18,190   | 17,915                              | 17,845                | 616,320                   | 19,975    | 18,445       |
| by size of family                            |  |  |                                     |                       |                           |           |              |
| 22.  | 2 persons.....   | 7,830  | 6,715                               | 7,765                 | 241,325                   | 6,410     | 6,180        |
| 23.  | 3 persons.....   | 3,470  | 3,440                               | 3,440                 | 137,440                   | 4,360     | 3,900        |
| 24.  | 4 persons.....   | 4,055  | 3,890                               | 3,705                 | 153,065                   | 5,420     | 4,860        |
| 25.  | 5 or more persons.....                                     | 2,835  | 3,880                               | 2,940                 | 84,485                    | 3,785     | 3,500        |
| by family structure and presence of children |  |  |                                     |                       |                           |           |              |
| 26.  | Number of husband-wife families.....                       | 16,835   | 15,690                              | 16,360                | 543,465                   | 17,675    | 16,650       |
| 27.  | With no children at home.....                              | 7,005  | 5,620                               | 6,895                 | 201,275                   | 5,280     | 5,270        |
| 28.  | With children at home.....                                 | 9,830  | 10,070                              | 9,465                 | 342,190                   | 12,395    | 11,380       |
| 29.  | 1 child at home.....                                       | 3,110  | 2,870                               | 3,050                 | 114,565                   | 3,645     | 3,390        |
| 30.  | 2 children at home.....                                    | 3,930  | 3,595                               | 3,560                 | 145,870                   | 5,155     | 4,630        |
| 31.  | 3 or more children at home.....                            | 2,785  | 3,605                               | 2,850                 | 81,760                    | 3,595     | 3,360        |
| 32.  | Number of lone-parent families.....                        | 1,360  | 2,225                               | 1,490                 | 72,855                    | 2,300     | 1,790        |
| 33.  | Male parent.....   | 305  | 455                                 | 325                   | 12,895                    | 585       | 460          |
| 34.  | 1 child at home.....                                       | 195  | 240                                 | 190                   | 7,670                     | 300       | 260          |
| 35.  | 2 children at home.....                                    | 80   | 110                                 | 85                    | 3,685                     | 185       | 120          |
| 36.  | 3 or more children at home.....                            | 35   | 110                                 | 55                    | 1,540                     | 100       | 80           |
| 37.  | Female parent.....   | 1,050  | 1,775                               | 1,160                 | 59,965                    | 1,715     | 1,335        |
| 38.  | 1 child at home.....                                       | 635  | 860                                 | 685                   | 32,380                    | 825       | 655          |
| 39.  | 2 children at home.....                                    | 285  | 465                                 | 305                   | 19,190                    | 530       | 390          |
| 40.  | 3 or more children at home.....                            | 135  | 455                                 | 175                   | 8,395                     | 360       | 295          |

**Certaines caractéristiques des circonscriptions électorales fédérales (Ordonnance de représentation de 1987),  
recensement de 1986 - données intégrales**

| Calgary Centre   | Calgary North<br>(Nord) | Calgary<br>Northeast<br>(Nord-Est) | Calgary<br>Southeast<br>(Sud-Est) | Calgary<br>Southwest<br>(Sud-Ouest) | Calgary West<br>(Ouest) | Caractéristiques   | N°  |
|--|-------------------------|------------------------------------|-----------------------------------|-------------------------------------|-------------------------|--|-----|
| <b>CARACTÉRISTIQUES DU LOGEMENT</b>                              |                         |                                    |                                   |                                     |                         |  |     |
| 53,535   | 39,385                  | 33,380                             | 35,175                            | 38,990                              | 37,100                  | Nombre total de logements privés occupés.....                        | 1.  |
| <b>selon le mode d'occupation</b>                                |                         |                                    |                                   |                                     |                         |  |     |
| 15,345   | 26,275                  | 23,060                             | 24,240                            | 25,990                              | 20,450                  | Possédé.....   | 2.  |
| 38,195   | 13,105                  | 10,315                             | 10,940                            | 13,000                              | 16,650                  | Loué.....  | 3.  |
| -  | -                       | -                                  | -                                 | -                                   | -                       | Dans une réserve (1).....  | 4.  |
| <b>selon le type de logement</b>                                 |                         |                                    |                                   |                                     |                         |  |     |
| 15,640   | 25,070                  | 21,505                             | 23,640                            | 24,330                              | 19,325                  | Maison individuelle non attenante.....                               | 5.  |
| 16,000   | 565                     | 290                                | 455                               | 1,490                               | 1,805                   | Appartement, 5 étages ou plus.....                                   | 6.  |
| 185  | 15                      | 410                                | 195                               | 60                                  | 505                     | Logement mobile.....   | 7.  |
| 21,715   | 13,735                  | 11,170                             | 10,890                            | 13,105                              | 15,465                  | Tous autres types (2).....   | 8.  |
| <b>CARACTÉRISTIQUES DU MÉNAGE</b>                                |                         |                                    |                                   |                                     |                         |  |     |
| <b>Ménages privés</b>  |                         |                                    |                                   |                                     |                         |  |     |
| 53,540   | 39,385                  | 33,375                             | 35,175                            | 38,990                              | 37,100                  | Nombre total de ménages privés.....                                  | 9.  |
| <b>selon la taille du ménage</b>                                 |                         |                                    |                                   |                                     |                         |  |     |
| 26,045   | 6,520                   | 3,080                              | 4,775                             | 7,010                               | 8,095                   | 1 personne.....  | 10. |
| 18,060   | 12,970                  | 8,385                              | 9,585                             | 12,450                              | 12,815                  | 2 personnes.....   | 11. |
| 5,255  | 7,920                   | 7,270                              | 7,485                             | 7,560                               | 6,920                   | 3 personnes.....   | 12. |
| 3,720  | 10,775                  | 12,710                             | 11,800                            | 11,010                              | 8,370                   | 4 - 5 personnes.....   | 13. |
| 440  | 1,170                   | 1,845                              | 1,500                             | 945                                 | 890                     | 6 - 9 personnes.....   | 14. |
| 10   | 25                      | 80                                 | 35                                | 10                                  | 10                      | 10 personnes ou plus.....  | 15. |
| <b>selon le nombre de familles</b>                               |                         |                                    |                                   |                                     |                         |  |     |
| 31,930   | 8,980                   | 4,885                              | 6,530                             | 9,165                               | 10,785                  | Ménage non familial.....   | 16. |
| 21,460   | 29,965                  | 27,690                             | 28,190                            | 29,550                              | 26,075                  | 1 famille de recensement.....  | 17. |
| 150  | 440                     | 800                                | 455                               | 280                                 | 240                     | 2 familles de recensement ou plus.....                               | 18. |
| <b>Personnes dans les ménages privés</b>                         |                         |                                    |                                   |                                     |                         |  |     |
| 96,685   | 109,965                 | 109,185                            | 106,995                           | 107,785                             | 96,035                  | Total.....   | 19. |
| 1.8  | 2.8                     | 3.3                                | 3.0                               | 2.8                                 | 2.6                     | Nombre moyen de personnes par ménage.....                            | 20. |
| <b>CARACTÉRISTIQUES DE LA FAMILLE DE RECENSEMENT</b>             |                         |                                    |                                   |                                     |                         |  |     |
| <b>Familles de recensement</b>                                   |                         |                                    |                                   |                                     |                         |  |     |
| 21,760   | 30,875                  | 29,345                             | 29,115                            | 30,110                              | 26,560                  | Nombre total de familles de recensement dans les ménages privés..... | 21. |
| <b>selon la taille de la famille</b>                             |                         |                                    |                                   |                                     |                         |  |     |
| 14,270   | 12,625                  | 8,935                              | 9,850                             | 11,895                              | 11,910                  | 2 personnes.....   | 22. |
| 4,075  | 7,460                   | 7,250                              | 7,185                             | 7,150                               | 6,275                   | 3 personnes.....   | 23. |
| 2,400  | 7,580                   | 8,965                              | 8,115                             | 7,735                               | 5,730                   | 4 personnes.....   | 24. |
| 1,015  | 3,215                   | 4,205                              | 3,960                             | 3,330                               | 2,635                   | 5 personnes ou plus.....   | 25. |
| <b>selon la structure de la famille et la présence d'enfants</b> |                         |                                    |                                   |                                     |                         |  |     |
| 18,550   | 27,155                  | 25,565                             | 25,250                            | 26,825                              | 22,910                  | Nombre de familles époux-épouse.....                                 | 26. |
| 12,000   | 10,525                  | 7,040                              | 7,900                             | 10,040                              | 9,770                   | Sans enfants à la maison.....  | 27. |
| 6,550  | 16,625                  | 18,525                             | 17,345                            | 16,785                              | 13,140                  | Avec enfants à la maison.....  | 28. |
| 3,350  | 6,260                   | 5,905                              | 5,820                             | 6,035                               | 5,155                   | 1 enfant à la maison.....  | 29. |
| 2,230  | 7,235                   | 8,550                              | 7,705                             | 7,480                               | 5,430                   | 2 enfants à la maison.....   | 30. |
| 965  | 3,130                   | 4,070                              | 3,825                             | 3,270                               | 2,555                   | 3 enfants ou plus à la maison.....                                   | 31. |
| 3,210  | 3,720                   | 3,785                              | 3,870                             | 3,295                               | 3,645                   | Nombre de familles monoparentales.....                               | 32. |
| 550  | 575                     | 635                                | 645                               | 490                                 | 555                     | Parent de sexe masculin.....   | 33. |
| 405  | 360                     | 375                                | 375                               | 290                                 | 350                     | 1 enfant à la maison.....  | 34. |
| 115  | 165                     | 185                                | 195                               | 165                                 | 160                     | 2 enfants à la maison.....   | 35. |
| 30   | 50                      | 75                                 | 70                                | 40                                  | 50                      | 3 enfants ou plus à la maison.....                                   | 36. |
| 2,660  | 3,155                   | 3,145                              | 3,225                             | 2,805                               | 3,095                   | Parent de sexe féminin.....  | 37. |
| 1,865  | 1,740                   | 1,520                              | 1,575                             | 1,565                               | 1,795                   | 1 enfant à la maison.....  | 38. |
| 610  | 1,035                   | 1,160                              | 1,170                             | 955                                 | 965                     | 2 enfants à la maison.....   | 39. |
| 190  | 380                     | 465                                | 480                               | 275                                 | 335                     | 3 enfants ou plus à la maison.....                                   | 40. |

## Selected Characteristics for Federal Electoral Districts (1987 Representation Order), 1986 Census - 100% data

| No.  | Characteristics  | Swift Current<br>- Maple Creek<br>- Assiniboia | The<br>Battlefords -<br>Meadow Lake | Yorkton -<br>Melville | Alberta † | Athabasca | Beaver River |
|--|--|--|-------------------------------------|-----------------------|-----------|-----------|--------------|
|  |  | PROVINCE                                       |                                     |                       |           |           |              |
| <b>CENSUS FAMILY CHARACTERISTICS<br/>(concluded)</b>   |  |  |                                     |                       |           |           |              |
| <b>Children in Census Families</b>                     |  |  |                                     |                       |           |           |              |
| 1.   | Total number of children at home.....                        | 22,450   | 27,580                              | 22,375                | 802,870   | 30,930    | 27,785       |
| <b>by age</b>  |  |  |                                     |                       |           |           |              |
| 2.   | Under 6 years of age.....                                    | 6,260  | 7,635                               | 5,585                 | 235,785   | 9,095     | 8,080        |
| 3.   | 6 - 14 years.....  | 9,065  | 11,105                              | 8,815                 | 308,800   | 12,935    | 11,380       |
| 4.   | 15 - 17 years.....   | 2,900  | 3,555                               | 3,080                 | 100,050   | 4,100     | 3,590        |
| 5.   | 18 - 24 years.....   | 3,215  | 3,950                               | 3,655                 | 125,130   | 3,910     | 3,690        |
| 6.   | 25 years and over.....                                       | 1,010  | 1,315                               | 1,235                 | 33,100    | 890       | 1,040        |
| 7.   | Average number of children per census family(3).....         | 1.2  | 1.5                                 | 1.3                   | 1.3       | 1.5       | 1.5          |
| <b>Persons in Private Households</b>                   |  |  |                                     |                       |           |           |              |
| <b>by census family status and living arrangements</b> |  |  |                                     |                       |           |           |              |
| 8.   | Total number of persons.....                                 | 66,130   | 71,305                              | 65,660                | 2,310,055 | 78,575    | 70,575       |
| 9.   | Number of non-family persons.....                            | 8,650  | 10,120                              | 9,080                 | 347,300   | 9,990     | 7,690        |
| 10.  | Living with relatives(4).....                                | 1,305  | 3,230                               | 1,805                 | 71,000    | 3,110     | 2,220        |
| 11.  | Living with non-relatives only.....                          | 1,200  | 1,590                               | 1,090                 | 97,150    | 2,940     | 2,035        |
| 12.  | Living alone.....  | 6,140  | 5,300                               | 6,185                 | 179,150   | 3,940     | 3,440        |
| 13.  | Number of family persons.....                                | 57,480   | 61,185                              | 56,580                | 1,962,750 | 68,580    | 62,885       |
| 14.  | Average number of persons per census family.....             | 3.2  | 3.4                                 | 3.2                   | 3.2       | 3.4       | 3.4          |
| 15.  | Total number of persons 65 years and over.....               | 9,590  | 8,795                               | 11,575                | 170,845   | 3,955     | 5,045        |
| 16.  | Number of non-family persons 65 years and over.....          | 3,510  | 3,300                               | 4,395                 | 65,150    | 1,470     | 1,695        |
| 17.  | Living with relatives(4).....                                | 375  | 535                                 | 595                   | 11,840    | 340       | 320          |
| 18.  | Living with non-relatives only.....                          | 125  | 155                                 | 150                   | 3,015     | 80        | 80           |
| 19.  | Living alone.....  | 3,015  | 2,620                               | 3,650                 | 50,185    | 1,055     | 1,300        |
| 20.  | Number of family persons 65 years and over.....              | 6,080  | 5,490                               | 7,180                 | 105,700   | 2,485     | 3,355        |
| <b>ECONOMIC FAMILY CHARACTERISTICS</b>                 |  |  |                                     |                       |           |           |              |
| <b>Economic Families</b>                               |  |  |                                     |                       |           |           |              |
| 21.  | Total number of economic families in private households..... | 18,495   | 18,210                              | 18,245                | 625,365   | 20,175    | 18,605       |
| <b>by size of family</b>                               |  |  |                                     |                       |           |           |              |
| 22.  | 2 persons.....   | 7,860  | 6,540                               | 7,805                 | 236,135   | 6,075     | 5,950        |
| 23.  | 3 persons.....   | 3,575  | 3,440                               | 3,545                 | 138,755   | 4,265     | 3,870        |
| 24.  | 4 persons.....   | 4,080  | 3,895                               | 3,765                 | 154,120   | 5,465     | 4,915        |
| 25.  | 5 or more persons.....                                       | 2,980  | 4,340                               | 3,130                 | 96,355    | 4,370     | 3,870        |
| <b>Persons in Private Households</b>                   |  |  |                                     |                       |           |           |              |
| 26.  | Total.....   | 66,130   | 71,310                              | 65,660                | 2,310,055 | 78,575    | 70,570       |
| 27.  | Number of unattached individuals.....                        | 7,340  | 6,895                               | 7,275                 | 276,295   | 6,885     | 5,475        |
| 28.  | Number of economic family persons.....                       | 58,785   | 64,415                              | 58,380                | 2,033,755 | 71,690    | 65,100       |
| 29.  | Average number of persons per economic family.....           | 3.2  | 3.5                                 | 3.2                   | 3.3       | 3.6       | 3.5          |

**Certaines caractéristiques des circonscriptions électorales fédérales (Ordonnance de représentation de 1987),  
recensement de 1986 - données intégrales**

| Calgary Centre   | Calgary North<br>(Nord) | Calgary<br>Northeast<br>(Nord-Est) | Calgary<br>Southeast<br>(Sud-Est) | Calgary<br>Southwest<br>(Sud-Ouest) | Calgary West<br>(Ouest) | Caractéristiques   | N°  |
|--|-------------------------|------------------------------------|-----------------------------------|-------------------------------------|-------------------------|--|-----|
| <b>CARACTÉRISTIQUES DE LA FAMILLE DE<br/>RECENSEMENT<br/>(fin)</b>                               |                         |                                    |                                   |                                     |                         |  |     |
| <b>Enfants dans les familles de recensement</b>  |                         |                                    |                                   |                                     |                         |  |     |
| 15,485   | 36,930                  | 42,960                             | 40,460                            | 36,745                              | 30,130                  | Nombre total d'enfants à la maison.....                              | 1.  |
| <b>selon l'âge</b>   |                         |                                    |                                   |                                     |                         |  |     |
| 5,200  | 11,180                  | 14,465                             | 10,855                            | 10,390                              | 8,565                   | Moins de 6 ans.....  | 2.  |
| 4,330  | 12,275                  | 17,380                             | 15,315                            | 13,375                              | 10,435                  | 6 - 14 ans.....  | 3.  |
| 1,695  | 4,535                   | 4,620                              | 5,410                             | 4,720                               | 3,715                   | 15 - 17 ans.....   | 4.  |
| 2,870  | 7,005                   | 5,200                              | 7,320                             | 6,710                               | 5,805                   | 18 - 24 ans.....   | 5.  |
| 1,395  | 1,940                   | 1,300                              | 1,565                             | 1,555                               | 1,615                   | 25 ans et plus.....  | 6.  |
| 0.7  | 1.2                     | 1.5                                | 1.4                               | 1.2                                 | 1.1                     | Nombre moyen d'enfants par famille de<br>recensement (3).....        | 7.  |
| <b>Personnes dans les ménages privés</b>   |                         |                                    |                                   |                                     |                         |  |     |
| <b>selon la situation des particuliers dans<br/>la famille de recensement et modalité de vie</b> |                         |                                    |                                   |                                     |                         |  |     |
| 96,680   | 109,965                 | 109,185                            | 107,000                           | 107,785                             | 96,035                  | Nombre total de personnes.....                                       | 8.  |
| 40,885   | 15,005                  | 11,315                             | 12,170                            | 14,105                              | 16,435                  | Nombre de personnes hors famille.....                                | 9.  |
| 4,235  | 3,365                   | 3,750                              | 3,340                             | 2,740                               | 3,090                   | Vivant avec des personnes apparentées (4)...                         | 10. |
| 10,610   | 5,120                   | 4,480                              | 4,055                             | 4,360                               | 5,255                   | Vivant avec des personnes non apparentées<br>seulement.....          | 11. |
| 26,045   | 6,525                   | 3,080                              | 4,775                             | 7,010                               | 8,090                   | Vivant seules.....   | 12. |
| 55,795   | 94,960                  | 97,870                             | 94,825                            | 93,680                              | 79,600                  | Nombre de personnes dans les familles.....                           | 13. |
| 2.6  | 3.1                     | 3.3                                | 3.3                               | 3.1                                 | 3.0                     | Nombre moyen de personnes par famille de<br>recensement.....         | 14. |
| 12,390   | 7,000                   | 2,535                              | 4,465                             | 5,875                               | 7,310                   | Nombre total de personnes de 65 ans et plus...<br>et plus.....       | 15. |
| 6,330  | 2,410                   | 960                                | 1,700                             | 2,065                               | 2,865                   | Nombre de personnes hors famille de 65 ans<br>et plus.....           | 16. |
| 620  | 635                     | 580                                | 530                               | 500                                 | 510                     | Vivant avec des personnes apparentées (4)...                         | 17. |
| 290  | 125                     | 55                                 | 80                                | 95                                  | 125                     | Vivant avec des personnes non apparentées<br>seulement.....          | 18. |
| 5,415  | 1,655                   | 325                                | 1,090                             | 1,475                               | 2,230                   | Vivant seules.....   | 19. |
| 6,060  | 4,580                   | 1,570                              | 2,770                             | 3,810                               | 4,445                   | Nombre de personnes de 65 ans et plus dans<br>les familles.....      | 20. |
| <b>CARACTÉRISTIQUES DE LA FAMILLE<br/>ÉCONOMIQUE</b>   |                         |                                    |                                   |                                     |                         |  |     |
| <b>Familles économiques</b>  |                         |                                    |                                   |                                     |                         |  |     |
| 23,125   | 31,205                  | 29,075                             | 29,285                            | 30,500                              | 27,150                  | Nombre total de familles économiques dans les<br>ménages privés..... | 21. |
| <b>selon la taille de la famille</b>   |                         |                                    |                                   |                                     |                         |  |     |
| 14,940   | 12,235                  | 8,030                              | 9,270                             | 11,670                              | 11,810                  | 2 personnes.....   | 22. |
| 4,385  | 7,455                   | 6,945                              | 7,175                             | 7,210                               | 6,450                   | 3 personnes.....   | 23. |
| 2,530  | 7,655                   | 8,690                              | 8,180                             | 7,810                               | 5,855                   | 4 personnes.....   | 24. |
| 1,270  | 3,855                   | 5,405                              | 4,665                             | 3,805                               | 3,040                   | 5 personnes ou plus.....   | 25. |
| <b>Personnes dans les ménages privés</b>   |                         |                                    |                                   |                                     |                         |  |     |
| 96,685   | 109,965                 | 109,190                            | 106,995                           | 107,785                             | 96,035                  | Total.....   | 26. |
| 36,655   | 11,645                  | 7,565                              | 8,830                             | 11,370                              | 13,345                  | Nombre de personnes seules.....                                      | 27. |
| 60,025   | 98,320                  | 101,625                            | 98,160                            | 96,415                              | 82,690                  | Nombre de personnes dans la famille<br>économique.....               | 28. |
| 2.6  | 3.2                     | 3.5                                | 3.4                               | 3.2                                 | 3.0                     | Nombre moyen de personnes par famille<br>économique.....             | 29. |

## Selected Characteristics for Federal Electoral Districts (1987 Representation Order), 1986 Census - 100% data

| No.                               | Characteristics  | Crowfoot | Edmonton -<br>Strathcona | Edmonton East<br>(Est) | Edmonton North<br>(Nord) | Edmonton<br>Northwest<br>(Nord-Ouest) | Edmonton<br>Southeast<br>(Sud-Est) |
|-----------------------------------|--|----------|--------------------------|------------------------|--------------------------|---------------------------------------|------------------------------------|
| <b>POPULATION CHARACTERISTICS</b> |  |          |                          |                        |                          |                                       |                                    |
| 1.                                | Total population.....                                    | 70,315   | 90,135                   | 91,435                 | 106,600                  | 80,010                                | 102,515                            |
| by sex and age                    |  |          |                          |                        |                          |                                       |                                    |
| 2.                                | Male, total.....   | 35,520   | 43,845                   | 47,020                 | 53,035                   | 38,910                                | 51,090                             |
| 3.                                | 0 - 4 years.....   | 2,875    | 2,820                    | 3,760                  | 5,160                    | 2,490                                 | 5,620                              |
| 4.                                | 5 - 9 years.....   | 2,840    | 2,100                    | 3,010                  | 4,470                    | 1,695                                 | 4,695                              |
| 5.                                | 10 - 14 years.....                                       | 2,760    | 2,085                    | 2,720                  | 3,910                    | 1,480                                 | 3,675                              |
| 6.                                | 15 years.....  | 595      | 565                      | 610                    | 845                      | 365                                   | 725                                |
| 7.                                | 16 years.....  | 580      | 560                      | 660                    | 865                      | 385                                   | 695                                |
| 8.                                | 17 years.....  | 550      | 570                      | 640                    | 895                      | 395                                   | 655                                |
| 9.                                | 18 years and over.....                                   | 25,330   | 35,145                   | 35,630                 | 36,890                   | 32,100                                | 35,025                             |
| 10.                               | 18 - 19 years.....                                       | 1,050    | 1,390                    | 1,445                  | 1,790                    | 1,100                                 | 1,345                              |
| 11.                               | 20 - 24 years.....                                       | 2,915    | 5,410                    | 5,600                  | 5,250                    | 4,965                                 | 4,480                              |
| 12.                               | 25 - 29 years.....                                       | 3,045    | 6,095                    | 6,025                  | 5,985                    | 5,600                                 | 6,040                              |
| 13.                               | 30 - 34 years.....                                       | 2,880    | 4,735                    | 4,460                  | 5,075                    | 4,425                                 | 5,790                              |
| 14.                               | 35 - 39 years.....                                       | 2,335    | 3,205                    | 3,400                  | 4,070                    | 2,885                                 | 4,615                              |
| 15.                               | 40 - 44 years.....                                       | 1,915    | 1,915                    | 2,245                  | 3,065                    | 1,955                                 | 2,725                              |
| 16.                               | 45 - 49 years.....                                       | 1,640    | 2,090                    | 2,040                  | 2,925                    | 1,635                                 | 2,080                              |
| 17.                               | 50 - 54 years.....                                       | 1,585    | 2,055                    | 2,210                  | 2,720                    | 1,680                                 | 1,955                              |
| 18.                               | 55 - 59 years.....                                       | 1,730    | 2,100                    | 2,170                  | 2,140                    | 1,855                                 | 1,955                              |
| 19.                               | 60 - 64 years.....                                       | 1,635    | 1,745                    | 1,885                  | 1,500                    | 1,835                                 | 1,530                              |
| 20.                               | 65 - 74 years.....                                       | 2,835    | 2,455                    | 2,500                  | 1,600                    | 2,580                                 | 1,750                              |
| 21.                               | 75 - 84 years.....                                       | 1,410    | 1,275                    | 1,200                  | 640                      | 1,325                                 | 615                                |
| 22.                               | 85 years and over.....                                   | 350      | 340                      | 265                    | 135                      | 255                                   | 145                                |
| 23.                               | Female, total.....                                       | 34,795   | 46,285                   | 44,410                 | 53,560                   | 41,100                                | 51,420                             |
| 24.                               | 0 - 4 years.....   | 2,910    | 2,670                    | 3,480                  | 4,970                    | 2,325                                 | 5,350                              |
| 25.                               | 5 - 9 years.....   | 2,790    | 1,960                    | 2,835                  | 4,140                    | 1,570                                 | 4,470                              |
| 26.                               | 10 - 14 years.....                                       | 2,545    | 1,990                    | 2,535                  | 3,800                    | 1,415                                 | 3,515                              |
| 27.                               | 15 years.....  | 550      | 490                      | 550                    | 880                      | 315                                   | 660                                |
| 28.                               | 16 years.....  | 555      | 510                      | 535                    | 860                      | 385                                   | 625                                |
| 29.                               | 17 years.....  | 535      | 590                      | 545                    | 835                      | 405                                   | 665                                |
| 30.                               | 18 years and over.....                                   | 24,900   | 38,070                   | 33,940                 | 38,070                   | 34,690                                | 36,135                             |
| 31.                               | 18 - 19 years.....                                       | 980      | 1,525                    | 1,580                  | 1,785                    | 1,370                                 | 1,375                              |
| 32.                               | 20 - 24 years.....                                       | 2,560    | 6,070                    | 5,460                  | 5,560                    | 5,550                                 | 4,860                              |
| 33.                               | 25 - 29 years.....                                       | 2,775    | 5,815                    | 5,160                  | 6,040                    | 5,165                                 | 6,290                              |
| 34.                               | 30 - 34 years.....                                       | 2,610    | 4,180                    | 3,860                  | 4,960                    | 3,605                                 | 5,800                              |
| 35.                               | 35 - 39 years.....                                       | 2,275    | 3,030                    | 2,840                  | 4,155                    | 2,515                                 | 4,140                              |
| 36.                               | 40 - 44 years.....                                       | 1,850    | 2,465                    | 2,220                  | 3,360                    | 1,775                                 | 2,615                              |
| 37.                               | 45 - 49 years.....                                       | 1,560    | 2,185                    | 1,985                  | 2,920                    | 1,645                                 | 2,100                              |
| 38.                               | 50 - 54 years.....                                       | 1,575    | 2,160                    | 1,920                  | 2,570                    | 1,850                                 | 2,015                              |
| 39.                               | 55 - 59 years.....                                       | 1,645    | 2,135                    | 1,990                  | 2,045                    | 2,090                                 | 2,000                              |
| 40.                               | 60 - 64 years.....                                       | 1,685    | 2,110                    | 1,865                  | 1,595                    | 2,250                                 | 1,710                              |
| 41.                               | 65 - 74 years.....                                       | 3,145    | 3,465                    | 2,990                  | 1,960                    | 3,855                                 | 2,050                              |
| 42.                               | 75 - 84 years.....                                       | 1,630    | 2,140                    | 1,690                  | 845                      | 2,425                                 | 855                                |
| 43.                               | 85 years and over.....                                   | 605      | 785                      | 385                    | 265                      | 590                                   | 325                                |
| by marital status                 |  |          |                          |                        |                          |                                       |                                    |
| 44.                               | Single (never married), total.....                       | 29,070   | 39,250                   | 41,995                 | 47,995                   | 34,715                                | 45,395                             |
|                                   | Single (never married), 15 years of age<br>and over..... | 12,350   | 25,620                   | 23,670                 | 21,540                   | 23,735                                | 18,075                             |
| 46.                               | Married.....   | 34,925   | 40,210                   | 37,510                 | 50,055                   | 32,440                                | 49,240                             |
| 47.                               | Separated.....   | 820      | 1,915                    | 2,640                  | 2,000                    | 2,505                                 | 1,745                              |
| 48.                               | Widowed.....   | 3,960    | 4,945                    | 4,565                  | 3,060                    | 5,415                                 | 2,950                              |
| 49.                               | Divorced.....  | 1,530    | 3,815                    | 4,725                  | 3,485                    | 4,935                                 | 3,180                              |
| by mother tongue                  |  |          |                          |                        |                          |                                       |                                    |
| 50.                               | Single responses.....                                    | 68,665   | 86,870                   | 85,255                 | 100,225                  | 75,645                                | 97,075                             |
| 51.                               | English.....   | 61,880   | 70,130                   | 62,555                 | 76,555                   | 59,170                                | 76,580                             |
| 52.                               | French.....  | 475      | 2,265                    | 1,720                  | 2,355                    | 2,195                                 | 2,260                              |
| 53.                               | Non-official languages.....                              | 6,315    | 14,470                   | 20,985                 | 21,315                   | 14,280                                | 18,230                             |
| 54.                               | Italian.....   | 55       | 235                      | 1,545                  | 2,325                    | 595                                   | 545                                |
| 55.                               | German.....  | 3,345    | 4,535                    | 1,715                  | 1,985                    | 1,695                                 | 3,575                              |
| 56.                               | Chinese.....   | 175      | 1,815                    | 3,370                  | 3,540                    | 1,605                                 | 2,910                              |
| 57.                               | Ukrainian.....   | 675      | 2,365                    | 5,310                  | 4,815                    | 2,585                                 | 2,620                              |
| 58.                               | Portuguese.....  | 5        | 60                       | 1,700                  | 1,035                    | 150                                   | 65                                 |
| 59.                               | Other languages.....                                     | 2,050    | 5,465                    | 7,355                  | 7,625                    | 7,645                                 | 8,510                              |
| 60.                               | Multiple responses.....                                  | 1,650    | 3,265                    | 6,175                  | 6,370                    | 4,365                                 | 5,440                              |

Certaines caractéristiques des circonscriptions électorales fédérales (Ordonnance de représentation de 1987),  
recensement de 1986 - données intégrales

| Edmonton<br>Southwest<br>(Sud-Ouest) | Elk Island | Lethbridge | Macleod | Medicine Hat | Peace River | Caractéristiques  | N°  |
|--------------------------------------|------------|------------|---------|--------------|-------------|---|-----|
|                                      |            |            |         |              |             | <b>CARACTÉRISTIQUES DE LA POPULATION</b>                |     |
| 103,290                              | 77,895     | 96,170     | 65,660  | 89,245       | 104,720     | Population totale.....                                  | 1.  |
|                                      |            |            |         |              |             | <b>selon le sexe et l'âge</b>                           |     |
| 50,520                               | 39,835     | 47,465     | 33,500  | 45,005       | 54,060      | Hombres, total.....                                     | 2.  |
| 4,520                                | 3,345      | 4,220      | 2,815   | 3,910        | 5,575       | 0 - 4 ans.....  | 3.  |
| 3,655                                | 3,745      | 4,155      | 2,835   | 3,910        | 5,155       | 5 - 9 ans.....  | 4.  |
| 3,425                                | 4,120      | 3,960      | 2,905   | 3,625        | 4,855       | 10 - 14 ans.....  | 5.  |
| 715                                  | 890        | 750        | 635     | 755          | 1,035       | 15 ans.....   | 6.  |
| 760                                  | 830        | 800        | 625     | 730          | 950         | 16 ans.....   | 7.  |
| 705                                  | 790        | 775        | 540     | 760          | 865         | 17 ans.....   | 8.  |
| 36,740                               | 26,115     | 32,805     | 23,140  | 31,310       | 35,625      | 18 ans et plus.....                                     | 9.  |
| 1,620                                | 1,375      | 1,575      | 1,070   | 1,410        | 1,720       | 18 - 19 ans.....  | 10. |
| 5,425                                | 2,665      | 4,335      | 2,405   | 3,950        | 5,120       | 20 - 24 ans.....  | 11. |
| 6,100                                | 2,745      | 4,225      | 2,555   | 4,465        | 5,475       | 25 - 29 ans.....  | 12. |
| 4,960                                | 3,520      | 3,935      | 2,810   | 4,055        | 4,875       | 30 - 34 ans.....  | 13. |
| 4,105                                | 3,905      | 3,360      | 2,555   | 3,120        | 3,870       | 35 - 39 ans.....  | 14. |
| 3,040                                | 3,565      | 2,565      | 2,190   | 2,400        | 2,905       | 40 - 44 ans.....  | 15. |
| 2,760                                | 2,430      | 2,135      | 1,735   | 1,965        | 2,580       | 45 - 49 ans.....  | 16. |
| 2,445                                | 1,855      | 2,040      | 1,575   | 1,975        | 2,245       | 50 - 54 ans.....  | 17. |
| 2,230                                | 1,370      | 2,000      | 1,530   | 1,945        | 1,930       | 55 - 59 ans.....  | 18. |
| 1,615                                | 990        | 1,745      | 1,335   | 1,725        | 1,580       | 60 - 64 ans.....  | 19. |
| 1,745                                | 1,165      | 2,955      | 2,065   | 2,750        | 1,955       | 65 - 74 ans.....  | 20. |
| 565                                  | 420        | 1,560      | 1,060   | 1,290        | 1,105       | 75 - 84 ans.....  | 21. |
| 130                                  | 110        | 380        | 240     | 260          | 265         | 85 ans et plus.....                                     | 22. |
| 52,770                               | 38,055     | 48,705     | 32,165  | 44,235       | 50,665      | Femmes, total.....                                      | 23. |
| 4,365                                | 3,145      | 4,090      | 2,600   | 3,810        | 5,380       | 0 - 4 ans.....  | 24. |
| 3,520                                | 3,565      | 3,985      | 2,630   | 3,635        | 4,985       | 5 - 9 ans.....  | 25. |
| 3,365                                | 3,845      | 3,815      | 2,605   | 3,350        | 4,695       | 10 - 14 ans.....  | 26. |
| 720                                  | 820        | 760        | 605     | 730          | 905         | 15 ans.....   | 27. |
| 720                                  | 840        | 760        | 565     | 635          | 915         | 16 ans.....   | 28. |
| 795                                  | 765        | 780        | 555     | 670          | 870         | 17 ans.....   | 29. |
| 39,280                               | 25,080     | 34,520     | 22,605  | 31,405       | 32,905      | 18 ans et plus.....                                     | 30. |
| 1,870                                | 1,220      | 1,560      | 885     | 1,375        | 1,640       | 18 - 19 ans.....  | 31. |
| 6,015                                | 2,250      | 4,165      | 2,160   | 3,845        | 4,755       | 20 - 24 ans.....  | 32. |
| 6,095                                | 2,905      | 4,250      | 2,580   | 4,165        | 5,230       | 25 - 29 ans.....  | 33. |
| 5,150                                | 3,750      | 3,905      | 2,625   | 3,765        | 4,455       | 30 - 34 ans.....  | 34. |
| 4,205                                | 4,200      | 3,455      | 2,570   | 3,035        | 3,505       | 35 - 39 ans.....  | 35. |
| 3,335                                | 3,195      | 2,540      | 2,065   | 2,410        | 2,715       | 40 - 44 ans.....  | 36. |
| 2,880                                | 2,095      | 2,105      | 1,580   | 2,000        | 2,225       | 45 - 49 ans.....  | 37. |
| 2,470                                | 1,510      | 2,035      | 1,425   | 1,815        | 1,865       | 50 - 54 ans.....  | 38. |
| 2,275                                | 1,145      | 2,065      | 1,420   | 1,895        | 1,635       | 55 - 59 ans.....  | 39. |
| 1,770                                | 915        | 2,125      | 1,385   | 1,935        | 1,445       | 60 - 64 ans.....  | 40. |
| 2,005                                | 1,190      | 3,560      | 2,310   | 3,115        | 1,995       | 65 - 74 ans.....  | 41. |
| 890                                  | 525        | 2,085      | 1,215   | 1,580        | 1,095       | 75 - 84 ans.....  | 42. |
| 320                                  | 180        | 680        | 375     | 465          | 345         | 85 ans et plus.....                                     | 43. |
|                                      |            |            |         |              |             | <b>selon l'état matrimonial</b>                         |     |
| 45,165                               | 35,075     | 42,380     | 28,275  | 37,750       | 50,020      | Célibataires (jamais marié(e)s), total.....             | 44. |
| 22,315                               | 13,305     | 18,155     | 11,885  | 15,505       | 19,375      | Célibataires (jamais marié(e)s), 15<br>ans et plus..... | 45. |
| 49,390                               | 39,025     | 44,650     | 31,920  | 44,315       | 47,785      | Marié(e)s.....  | 46. |
| 2,100                                | 765        | 1,365      | 930     | 1,100        | 1,515       | Séparé(e)s.....   | 47. |
| 2,850                                | 1,610      | 4,705      | 2,975   | 3,825        | 3,190       | Veufs (ves).....  | 48. |
| 3,790                                | 1,425      | 3,070      | 1,560   | 2,250        | 2,215       | Divorcé(e)s.....  | 49. |
|                                      |            |            |         |              |             | <b>selon la langue maternelle</b>                       |     |
| 99,675                               | 75,760     | 91,725     | 64,280  | 86,410       | 101,305     | Réponses uniques.....                                   | 50. |
| 84,210                               | 66,485     | 77,370     | 57,150  | 74,020       | 80,840      | Anglais.....  | 51. |
| 2,195                                | 1,705      | 615        | 495     | 680          | 5,505       | Français.....   | 52. |
| 13,265                               | 7,570      | 13,745     | 6,640   | 11,710       | 14,955      | Langues non officielles.....                            | 53. |
| 375                                  | 130        | 425        | 305     | 165          | 80          | Italien.....  | 54. |
| 2,370                                | 2,785      | 4,540      | 2,765   | 7,270        | 6,885       | Allemand.....   | 55. |
| 2,220                                | 220        | 725        | 160     | 430          | 380         | Chinois.....  | 56. |
| 2,075                                | 2,450      | 825        | 305     | 460          | 1,815       | Ukrainien.....  | 57. |
| 65                                   | 30         | 10         | 15      | 55           | 15          | Portugais.....  | 58. |
| 6,165                                | 1,955      | 7,220      | 3,080   | 3,330        | 5,775       | Autres langues.....                                     | 59. |
| 3,620                                | 2,135      | 4,445      | 1,385   | 2,835        | 3,420       | Réponses multiples.....                                 | 60. |

## Selected Characteristics for Federal Electoral Districts (1987 Representation Order), 1986 Census - 100% data

| No.   | Characteristics   | Crowfoot | Edmonton -<br>Strathcona | Edmonton East<br>(Est) | Edmonton North<br>(Nord) | Edmonton<br>Northwest<br>(Nord-Ouest) | Edmonton<br>Southeast<br>(Sud-Est) |
|---|---|----------|--------------------------|------------------------|--------------------------|---------------------------------------|------------------------------------|
| <b>DWELLING CHARACTERISTICS</b>                 |   |          |                          |                        |                          |                                       |                                    |
| 1.  | Total number of occupied private dwellings.....               | 24,710   | 38,415                   | 36,325                 | 34,285                   | 38,845                                | 34,025                             |
| by tenure                                       |   |          |                          |                        |                          |                                       |                                    |
| 2.  | Owned.....  | 18,400   | 17,215                   | 15,260                 | 22,210                   | 12,170                                | 21,970                             |
| 3.  | Rented.....   | 6,305    | 21,205                   | 21,065                 | 12,070                   | 26,675                                | 12,050                             |
| 4.  | On reserve (1).....   | -        | -                        | -                      | -                        | -                                     | -                                  |
| by type of dwelling                             |   |          |                          |                        |                          |                                       |                                    |
| 5.  | Single-detached house.....                                    | 20,405   | 18,845                   | 16,475                 | 20,760                   | 12,255                                | 21,975                             |
| 6.  | Apartment, 5 or more storeys.....                             | -        | 4,990                    | 4,730                  | 300                      | 8,465                                 | 380                                |
| 7.  | Movable dwelling.....   | 1,120    | 20                       | 25                     | 425                      | 700                                   | 15                                 |
| 8.  | All other types (2).....                                      | 3,180    | 14,560                   | 15,085                 | 12,790                   | 17,425                                | 11,650                             |
| <b>HOUSEHOLD CHARACTERISTICS</b>                |   |          |                          |                        |                          |                                       |                                    |
| <b>Private Households</b>                       |   |          |                          |                        |                          |                                       |                                    |
| 9.  | Total number of private households.....                       | 24,705   | 38,420                   | 36,325                 | 34,285                   | 38,845                                | 34,020                             |
| by size of household                            |   |          |                          |                        |                          |                                       |                                    |
| 10.   | 1 person.....   | 5,490    | 12,525                   | 11,295                 | 4,340                    | 16,680                                | 5,150                              |
| 11.   | 2 persons.....  | 7,990    | 12,830                   | 10,900                 | 9,670                    | 12,730                                | 9,815                              |
| 12.   | 3 persons.....  | 3,805    | 5,910                    | 5,905                  | 7,550                    | 4,585                                 | 6,810                              |
| 13.   | 4 - 5 persons.....  | 6,530    | 6,410                    | 6,955                  | 11,110                   | 4,140                                 | 10,660                             |
| 14.   | 6 - 9 persons.....  | 880      | 735                      | 1,220                  | 1,570                    | 690                                   | 1,545                              |
| 15.   | 10 or more persons.....                                       | 5        | 10                       | 40                     | 35                       | 20                                    | 50                                 |
| by number of families                           |   |          |                          |                        |                          |                                       |                                    |
| 16.   | Non-family household.....                                     | 6,400    | 16,000                   | 14,170                 | 5,965                    | 20,135                                | 6,850                              |
| 17.   | 1 census family.....  | 18,220   | 22,195                   | 21,765                 | 27,810                   | 18,500                                | 26,595                             |
| 18.   | 2 or more census families.....                                | 85       | 220                      | 390                    | 510                      | 210                                   | 580                                |
| <b>Persons in Private Households</b>            |   |          |                          |                        |                          |                                       |                                    |
| 19.   | Total.....  | 66,845   | 87,995                   | 89,190                 | 104,465                  | 78,335                                | 101,440                            |
| 20.   | Average number of persons per household.....                  | 2.7      | 2.3                      | 2.5                    | 3.0                      | 2.0                                   | 3.0                                |
| <b>CENSUS FAMILY CHARACTERISTICS</b>            |   |          |                          |                        |                          |                                       |                                    |
| <b>Census Families</b>                          |   |          |                          |                        |                          |                                       |                                    |
| 21.   | Total number of census families in private<br>households..... | 18,390   | 22,645                   | 22,560                 | 28,845                   | 18,925                                | 27,785                             |
| by size of family                               |   |          |                          |                        |                          |                                       |                                    |
| 22.   | 2 persons.....  | 7,730    | 11,365                   | 10,115                 | 9,905                    | 11,035                                | 9,925                              |
| 23.   | 3 persons.....  | 3,590    | 5,055                    | 5,365                  | 7,285                    | 3,865                                 | 6,640                              |
| 24.   | 4 persons.....  | 4,265    | 4,280                    | 4,535                  | 7,820                    | 2,635                                 | 7,490                              |
| 25.   | 5 or more persons.....  | 2,810    | 1,945                    | 2,550                  | 3,830                    | 1,395                                 | 3,730                              |
| by family structure and presence of<br>children |   |          |                          |                        |                          |                                       |                                    |
| 26.   | Number of husband-wife families.....                          | 16,845   | 19,605                   | 18,200                 | 24,500                   | 15,715                                | 24,170                             |
| 27.   | With no children at home.....                                 | 6,830    | 9,475                    | 7,725                  | 7,635                    | 8,880                                 | 7,920                              |
| 28.   | With children at home.....                                    | 10,015   | 10,125                   | 10,475                 | 16,860                   | 6,835                                 | 16,255                             |
| 29.   | 1 child at home.....  | 3,145    | 4,195                    | 4,070                  | 5,885                    | 3,135                                 | 5,465                              |
| 30.   | 2 children at home.....                                       | 4,120    | 4,060                    | 4,065                  | 7,330                    | 2,420                                 | 7,165                              |
| 31.   | 3 or more children at home.....                               | 2,745    | 1,875                    | 2,340                  | 3,640                    | 1,285                                 | 3,615                              |
| 32.   | Number of lone-parent families.....                           | 1,545    | 3,040                    | 4,360                  | 4,345                    | 3,205                                 | 3,615                              |
| 33.   | Male parent.....  | 320      | 475                      | 680                    | 580                      | 520                                   | 575                                |
| 34.   | 1 child at home.....  | 205      | 325                      | 430                    | 340                      | 370                                   | 335                                |
| 35.   | 2 children at home.....                                       | 70       | 110                      | 165                    | 170                      | 105                                   | 170                                |
| 36.   | 3 or more children at home.....                               | 40       | 40                       | 85                     | 75                       | 45                                    | 65                                 |
| 37.   | Female parent.....  | 1,230    | 2,570                    | 3,680                  | 3,765                    | 2,685                                 | 3,040                              |
| 38.   | 1 child at home.....  | 695      | 1,565                    | 1,960                  | 1,930                    | 1,780                                 | 1,660                              |
| 39.   | 2 children at home.....                                       | 375      | 750                      | 1,130                  | 1,235                    | 625                                   | 1,005                              |
| 40.   | 3 or more children at home.....                               | 160      | 250                      | 595                    | 600                      | 275                                   | 375                                |



**Certaines caractéristiques des circonscriptions électorales fédérales (Ordonnance de représentation de 1987),  
recensement de 1986 - données intégrales**

| Edmonton<br>Southwest<br>(Sud-Ouest)                             | Elk Island | Lethbridge | Macleod | Medicine Hat | Peace River | Caractéristiques   | N°         |
|--|------------|------------|---------|--------------|-------------|--|------------|
| <b>CARACTÉRISTIQUES DU LOGEMENT</b>                              |            |            |         |              |             |  |            |
| 36,925   | 23,380     | 32,505     | 21,735  | 31,000       | 32,900      | Nombre total de logements privés occupés.....                        | 1.         |
| <b>selon le mode d'occupation</b>                                |            |            |         |              |             |  |            |
| 20,790   | 19,685     | 21,665     | 15,985  | 21,755       | 22,590      | Possédé.....   | 2.         |
| 16,135   | 3,695      | 9,985      | 5,160   | 9,245        | 9,750       | Loué.....  | 3.         |
| -  | -          | 850        | 590     | -            | 560         | Dans une réserve(1).....   | 4.         |
| <b>selon le type de logement</b>                                 |            |            |         |              |             |  |            |
| 19,645   | 20,455     | 24,250     | 18,795  | 23,795       | 24,105      | Maison individuelle non attenante.....                               | 5.         |
| 1,285  | -          | 815        | 20      | 215          | 210         | Appartement, 5 étages ou plus.....                                   | 6.         |
| 75   | 350        | 640        | 1,020   | 1,275        | 3,125       | Logement mobile.....   | 7.         |
| 15,920   | 2,575      | 6,800      | 1,900   | 5,715        | 5,460       | Tous autres types (2).....   | 8.         |
| <b>CARACTÉRISTIQUES DU MÉNAGE</b>                                |            |            |         |              |             |  |            |
| <b>Ménages privés</b>  |            |            |         |              |             |  |            |
| 36,925   | 23,380     | 32,505     | 21,735  | 31,000       | 32,900      | Nombre total de ménages privés.....                                  | 9.         |
| <b>selon la taille du ménage</b>                                 |            |            |         |              |             |  |            |
| 6,705  | 2,305      | 6,805      | 4,250   | 6,330        | 5,550       | 1 personne.....  | 10.        |
| 11,895   | 5,535      | 10,020     | 6,570   | 9,760        | 8,765       | 2 personnes.....   | 11.        |
| 7,375  | 4,470      | 5,430      | 3,565   | 5,115        | 5,740       | 3 personnes.....   | 12.        |
| 9,800  | 9,950      | 8,260      | 6,290   | 8,600        | 10,525      | 4 - 5 personnes.....   | 13.        |
| 1,135  | 1,095      | 1,905      | 1,015   | 1,175        | 2,135       | 6 - 9 personnes.....   | 14.        |
| 10   | 20         | 95         | 50      | 25           | 190         | 10 personnes ou plus.....  | 15.        |
| <b>selon le nombre de familles</b>                               |            |            |         |              |             |  |            |
| 8,980  | 2,820      | 8,300      | 4,995   | 7,590        | 7,090       | Ménage non familial.....   | 16.        |
| 27,595   | 20,420     | 23,920     | 16,570  | 23,280       | 25,600      | 1 famille de recensement.....  | 17.        |
| 350  | 145        | 290        | 165     | 135          | 215         | 2 familles de recensement ou plus.....                               | 18.        |
| <b>Personnes dans les ménages privés</b>                         |            |            |         |              |             |  |            |
| 101,955  | 76,710     | 92,505     | 62,480  | 85,965       | 102,155     | Total.....   | 19.        |
| 2.8  | 3.3        | 2.8        | 2.9     | 2.8          | 3.1         | Nombre moyen de personnes par ménage.....                            | 20.        |
| <b>CARACTÉRISTIQUES DE LA FAMILLE DE RECENSEMENT</b>             |            |            |         |              |             |  |            |
| <b>Familles de recensement</b>                                   |            |            |         |              |             |  |            |
| 28,300   | 20,705     | 24,520     | 16,905  | 23,545       | 26,025      | Nombre total de familles de recensement dans les ménages privés..... | 21.        |
| <b>selon la taille de la famille</b>                             |            |            |         |              |             |  |            |
| 11,390   | 5,655      | 9,860      | 6,635   | 9,455        | 8,615       | 2 personnes.....   | 22.        |
| 6,900  | 4,465      | 5,105      | 3,460   | 4,805        | 5,440       | 3 personnes.....   | 23.        |
| 6,855  | 6,895      | 5,495      | 4,140   | 5,855        | 6,665       | 4 personnes.....   | 24.        |
| 3,160  | 3,700      | 4,055      | 2,670   | 3,435        | 5,310       | 5 personnes ou plus.....   | 25.        |
| <b>selon la structure de la famille et la présence d'enfants</b> |            |            |         |              |             |  |            |
| 24,300   | 19,210     | 21,515     | 15,310  | 21,410       | 23,300      | Nombre de familles époux-épouse.....                                 | 26.        |
| 9,160  | 4,970      | 8,330      | 5,800   | 8,280        | 7,250       | Sans enfants à la maison.....  | 27.        |
| 15,145   | 14,240     | 13,190     | 9,505   | 13,125       | 16,050      | Avec enfants à la maison.....  | 28.        |
| 5,630  | 3,880      | 4,150      | 2,970   | 4,120        | 4,590       | 1 enfant à la maison.....  | 29.        |
| 6,455  | 6,710      | 5,165      | 3,950   | 5,640        | 6,330       | 2 enfants à la maison.....   | 30.        |
| 3,055  | 3,650      | 3,880      | 2,585   | 3,370        | 5,125       | 3 enfants ou plus à la maison.....                                   | 31.        |
| <b>Nombre de familles monoparentales.....</b>                    |            |            |         |              |             |  | <b>32.</b> |
| 4,000  | 1,495      | 3,000      | 1,600   | 2,135        | 2,720       | Parent de sexe masculin.....   | 33.        |
| 550  | 340        | 490        | 365     | 355          | 610         | 1 enfant à la maison.....  | 34.        |
| 340  | 170        | 280        | 210     | 210          | 325         | 2 enfants à la maison.....   | 35.        |
| 165  | 115        | 150        | 105     | 95           | 175         | 3 enfants ou plus à la maison.....                                   | 36.        |
| 45   | 50         | 65         | 50      | 50           | 110         | Parent de sexe féminin.....  | 37.        |
| 3,450  | 1,155      | 2,510      | 1,235   | 1,785        | 2,110       | 1 enfant à la maison.....  | 38.        |
| 1,890  | 510        | 1,250      | 630     | 960          | 1,035       | 2 enfants à la maison.....   | 39.        |
| 1,105  | 465        | 810        | 390     | 595          | 670         | 3 enfants ou plus à la maison.....                                   | 40.        |
| 455  | 175        | 450        | 220     | 225          | 405         |  |            |

## Selected Characteristics for Federal Electoral Districts (1987 Representation Order), 1986 Census - 100% data

| No.  | Characteristics  | Crowfoot | Edmonton -<br>Strathcona | Edmonton East<br>(Est) | Edmonton North<br>(Nord) | Edmonton<br>Northwest<br>(Nord-Ouest) | Edmonton<br>Southeast<br>(Sud-Est) |
|--|--|----------|--------------------------|------------------------|--------------------------|---------------------------------------|------------------------------------|
| <b>CENSUS FAMILY CHARACTERISTICS<br/>(concluded)</b>   |  |          |                          |                        |                          |                                       |                                    |
| <b>Children in Census Families</b>                     |  |          |                          |                        |                          |                                       |                                    |
| 1.   | Total number of children at home.....                        | 23,070   | 23,110                   | 27,545                 | 40,030                   | 17,110                                | 37,535                             |
| <b>by age</b>  |  |          |                          |                        |                          |                                       |                                    |
| 2.   | Under 6 years of age.....                                    | 6,590    | 6,225                    | 8,235                  | 11,660                   | 5,400                                 | 12,760                             |
| 3.   | 6 - 14 years.....  | 9,295    | 7,115                    | 9,490                  | 14,235                   | 5,150                                 | 14,095                             |
| 4.   | 15 - 17 years.....   | 3,050    | 2,985                    | 3,100                  | 4,870                    | 1,815                                 | 3,735                              |
| 5.   | 18 - 24 years.....   | 3,160    | 5,170                    | 4,815                  | 7,455                    | 3,220                                 | 5,350                              |
| 6.   | 25 years and over.....                                       | 970      | 1,610                    | 1,905                  | 1,810                    | 1,525                                 | 1,595                              |
| 7.   | Average number of children per census family(3).....         | 1.3      | 1.0                      | 1.2                    | 1.4                      | 0.9                                   | 1.4                                |
| <b>Persons in Private Households</b>                   |  |          |                          |                        |                          |                                       |                                    |
| <b>by census family status and living arrangements</b> |  |          |                          |                        |                          |                                       |                                    |
| 8.   | Total number of persons.....                                 | 66,840   | 87,995                   | 89,190                 | 104,465                  | 78,335                                | 101,440                            |
| 9.   | Number of non-family persons.....                            | 8,540    | 22,640                   | 20,880                 | 11,095                   | 26,590                                | 11,945                             |
| 10.  | Living with relatives(4).....                                | 1,500    | 3,520                    | 4,115                  | 3,550                    | 3,845                                 | 3,350                              |
| 11.  | Living with non-relatives only.....                          | 1,550    | 6,595                    | 5,470                  | 3,200                    | 6,060                                 | 3,445                              |
| 12.  | Living alone.....  | 5,485    | 12,530                   | 11,300                 | 4,345                    | 16,680                                | 5,145                              |
| 13.  | Number of family persons.....                                | 58,305   | 65,355                   | 68,310                 | 93,370                   | 51,750                                | 89,490                             |
| 14.  | Average number of persons per census family.....             | 3.2      | 2.9                      | 3.0                    | 3.2                      | 2.7                                   | 3.2                                |
| 15.  | Total number of persons 65 years and over.....               | 8,700    | 9,130                    | 8,410                  | 4,565                    | 10,465                                | 5,125                              |
| 16.  | Number of non-family persons 65 years and over.....          | 3,080    | 3,840                    | 3,810                  | 1,570                    | 5,030                                 | 1,795                              |
| 17.  | Living with relatives(4).....                                | 395      | 595                      | 725                    | 620                      | 570                                   | 555                                |
| 18.  | Living with non-relatives only.....                          | 110      | 175                      | 295                    | 85                       | 205                                   | 75                                 |
| 19.  | Living alone.....  | 2,575    | 3,070                    | 2,790                  | 860                      | 4,250                                 | 1,170                              |
| 20.  | Number of family persons 65 years and over.....              | 5,620    | 5,290                    | 4,595                  | 2,995                    | 5,435                                 | 3,325                              |
| <b>ECONOMIC FAMILY CHARACTERISTICS</b>                 |  |          |                          |                        |                          |                                       |                                    |
| <b>Economic Families</b>                               |  |          |                          |                        |                          |                                       |                                    |
| 21.  | Total number of economic families in private households..... | 18,730   | 23,520                   | 23,215                 | 29,000                   | 19,905                                | 27,810                             |
| <b>by size of family</b>                               |  |          |                          |                        |                          |                                       |                                    |
| 22.  | 2 persons.....   | 7,730    | 11,555                   | 9,990                  | 9,320                    | 11,325                                | 9,345                              |
| 23.  | 3 persons.....   | 3,715    | 5,260                    | 5,455                  | 7,270                    | 4,100                                 | 6,540                              |
| 24.  | 4 persons.....   | 4,320    | 4,410                    | 4,610                  | 7,800                    | 2,740                                 | 7,360                              |
| 25.  | 5 or more persons.....                                       | 2,955    | 2,300                    | 3,160                  | 4,605                    | 1,740                                 | 4,565                              |
| <b>Persons in Private Households</b>                   |  |          |                          |                        |                          |                                       |                                    |
| 26.  | Total.....   | 66,845   | 87,995                   | 89,190                 | 104,465                  | 78,335                                | 101,440                            |
| 27.  | Number of unattached individuals.....                        | 7,040    | 19,120                   | 16,765                 | 7,545                    | 22,740                                | 8,600                              |
| 28.  | Number of economic family persons.....                       | 59,805   | 68,875                   | 72,425                 | 96,920                   | 55,590                                | 92,840                             |
| 29.  | Average number of persons per economic family.....           | 3.2      | 2.9                      | 3.1                    | 3.3                      | 2.8                                   | 3.3                                |

**Certaines caractéristiques des circonscriptions électorales fédérales (Ordonnance de représentation de 1987),  
recensement de 1986 - données intégrales**

| Edmonton<br>Southwest<br>(Sud-Ouest)   | Elk Island | Lethbridge | Macleod | Medicine Hat | Peace River | Caractéristiques   | N°  |
|--|------------|------------|---------|--------------|-------------|--|-----|
| <b>CARACTÉRISTIQUES DE LA FAMILLE DE RECENSEMENT (fin)</b>                                   |            |            |         |              |             |  |     |
| <b>Enfants dans les familles de recensement</b>  |            |            |         |              |             |  |     |
| 35,005   | 31,940     | 34,030     | 22,595  | 30,365       | 40,760      | <b>Nombre total d'enfants à la maison.....</b>                               | 1.  |
| <b>selon l'âge</b>   |            |            |         |              |             |  |     |
| 10,285   | 7,625      | 9,390      | 5,980   | 8,845        | 12,435      | Moins de 6 ans.....  | 2.  |
| 12,245   | 13,750     | 13,615     | 9,220   | 12,390       | 17,060      | 6 - 14 ans.....  | 3.  |
| 4,115  | 4,725      | 4,185      | 3,160   | 3,865        | 4,995       | 15 - 17 ans.....   | 4.  |
| 6,775  | 5,030      | 5,420      | 3,355   | 4,330        | 4,970       | 18 - 24 ans.....   | 5.  |
| 1,590  | 810        | 1,425      | 880     | 935          | 1,305       | 25 ans et plus.....  | 6.  |
| 1.2  | 1.5        | 1.4        | 1.3     | 1.3          | 1.6         | <b>Nombre moyen d'enfants par famille de recensement (3).....</b>            | 7.  |
| <b>Personnes dans les ménages privés</b>   |            |            |         |              |             |  |     |
| <b>selon la situation des particuliers dans la famille de recensement et modalité de vie</b> |            |            |         |              |             |  |     |
| 101,960  | 76,710     | 92,505     | 62,475  | 85,965       | 102,155     | <b>Nombre total de personnes.....</b>  | 8.  |
| 14,350   | 4,855      | 12,445     | 7,665   | 10,645       | 12,065      | Nombre de personnes hors famille.....  | 9.  |
| 3,155  | 1,330      | 2,705      | 1,925   | 1,880        | 3,060       | Vivant avec des personnes apparentées (4)...                                 | 10. |
| 4,495  | 1,215      | 2,930      | 1,485   | 2,430        | 3,445       | Vivant avec des personnes non apparentées<br>seulement.....                  | 11. |
| 6,700  | 2,310      | 6,805      | 4,250   | 6,330        | 5,555       | Vivant seules.....   | 12. |
| 87,605   | 71,855     | 80,060     | 54,815  | 75,320       | 90,090      | Nombre de personnes dans les familles.....                                   | 13. |
| 3.1  | 3.5        | 3.3        | 3.2     | 3.2          | 3.5         | <b>Nombre moyen de personnes par famille de recensement.....</b>             | 14. |
| 4,875  | 3,175      | 10,020     | 6,450   | 8,550        | 5,845       | <b>Nombre total de personnes de 65 ans et plus...<br/>et plus.....</b>       | 15. |
| 1,585  | 1,015      | 3,540      | 2,290   | 2,925        | 2,120       | Nombre de personnes hors famille de 65 ans<br>et plus.....                   | 16. |
| 500  | 265        | 530        | 325     | 370          | 325         | Vivant avec des personnes apparentées (4)...                                 | 17. |
| 85   | 35         | 130        | 85      | 130          | 95          | Vivant avec des personnes non apparentées<br>seulement.....                  | 18. |
| 1,000  | 710        | 2,880      | 1,875   | 2,430        | 1,695       | Vivant seules.....   | 19. |
| 3,285  | 2,160      | 6,480      | 4,160   | 5,625        | 3,730       | Nombre de personnes de 65 ans et plus dans<br>les familles.....              | 20. |
| <b>CARACTÉRISTIQUES DE LA FAMILLE ÉCONOMIQUE</b>   |            |            |         |              |             |  |     |
| <b>Familles économiques</b>  |            |            |         |              |             |  |     |
| 28,690   | 20,790     | 24,790     | 17,105  | 23,865       | 26,365      | <b>Nombre total de familles économiques dans les<br/>ménages privés.....</b> | 21. |
| <b>selon la taille de la famille</b>   |            |            |         |              |             |  |     |
| 11,100   | 5,460      | 9,590      | 6,445   | 9,345        | 8,380       | 2 personnes.....   | 22. |
| 6,965  | 4,430      | 5,185      | 3,490   | 4,915        | 5,485       | 3 personnes.....   | 23. |
| 6,910  | 6,885      | 5,535      | 4,175   | 5,935        | 6,705       | 4 personnes.....   | 24. |
| 3,715  | 4,020      | 4,475      | 3,000   | 3,670        | 5,790       | 5 personnes ou plus.....   | 25. |
| <b>Personnes dans les ménages privés</b>   |            |            |         |              |             |  |     |
| 101,955  | 76,710     | 92,505     | 62,475  | 85,965       | 102,155     | <b>Total.....</b>  | 26. |
| 11,200   | 3,520      | 9,735      | 5,735   | 8,760        | 9,000       | Nombre de personnes seules.....  | 27. |
| 90,755   | 73,190     | 82,770     | 56,735  | 77,200       | 93,155      | Nombre de personnes dans la famille<br>économique.....                       | 28. |
| 3.2  | 3.5        | 3.3        | 3.3     | 3.2          | 3.5         | <b>Nombre moyen de personnes par famille<br/>économique.....</b>             | 29. |

## Selected Characteristics for Federal Electoral Districts (1987 Representation Order), 1986 Census - 100% data

| Characteristics                   |  | Red Deer | St. Albert<br>(St-Albert) | Vegreville<br>(Végreville) | Netaskiwin | Wild Rose | Yellowhead |
|-----------------------------------|--|----------|---------------------------|----------------------------|------------|-----------|------------|
| No.                               |  |          |                           |                            |            |           |            |
| <b>POPULATION CHARACTERISTICS</b> |  |          |                           |                            |            |           |            |
| 1.                                | Total population.....                                    | 96,960   | 82,990                    | 75,570                     | 79,400     | 79,240    | 84,965     |
| <b>by sex and age</b>             |  |          |                           |                            |            |           |            |
| 2.                                | Male, total.....   | 48,785   | 42,275                    | 38,755                     | 40,430     | 40,750    | 44,405     |
| 3.                                | 0 - 4 years.....   | 4,620    | 4,050                     | 3,290                      | 3,525      | 3,615     | 4,005      |
| 4.                                | 5 - 9 years.....   | 3,975    | 4,285                     | 3,140                      | 3,470      | 3,580     | 4,010      |
| 5.                                | 10 - 14 years.....                                       | 3,755    | 4,215                     | 2,965                      | 3,505      | 3,265     | 3,620      |
| 6.                                | 15 years.....  | 750      | 850                       | 630                        | 755        | 715       | 805        |
| 7.                                | 16 years.....  | 810      | 845                       | 625                        | 690        | 665       | 790        |
| 8.                                | 17 years.....  | 690      | 780                       | 595                        | 690        | 605       | 710        |
| 9.                                | 18 years and over.....                                   | 34,185   | 27,250                    | 27,510                     | 27,790     | 28,300    | 30,460     |
| 10.                               | 18 - 19 years.....                                       | 1,450    | 1,385                     | 1,195                      | 1,235      | 1,250     | 1,375      |
| 11.                               | 20 - 24 years.....                                       | 4,770    | 2,840                     | 3,185                      | 3,105      | 3,350     | 3,995      |
| 12.                               | 25 - 29 years.....                                       | 5,615    | 3,335                     | 3,435                      | 3,440      | 3,785     | 4,530      |
| 13.                               | 30 - 34 years.....                                       | 4,800    | 3,950                     | 2,945                      | 3,370      | 4,090     | 4,205      |
| 14.                               | 35 - 39 years.....                                       | 3,860    | 4,275                     | 2,585                      | 3,215      | 3,575     | 3,400      |
| 15.                               | 40 - 44 years.....                                       | 2,750    | 3,455                     | 2,170                      | 2,440      | 2,660     | 2,590      |
| 16.                               | 45 - 49 years.....                                       | 2,205    | 2,445                     | 1,805                      | 1,960      | 1,945     | 2,170      |
| 17.                               | 50 - 54 years.....                                       | 2,060    | 1,805                     | 1,730                      | 1,895      | 1,795     | 2,080      |
| 18.                               | 55 - 59 years.....                                       | 1,780    | 1,335                     | 1,770                      | 1,690      | 1,640     | 1,820      |
| 19.                               | 60 - 64 years.....                                       | 1,440    | 925                       | 1,690                      | 1,540      | 1,290     | 1,445      |
| 20.                               | 65 - 74 years.....                                       | 2,195    | 1,005                     | 3,005                      | 2,320      | 1,840     | 1,790      |
| 21.                               | 75 - 84 years.....                                       | 1,065    | 390                       | 1,615                      | 1,265      | 900       | 855        |
| 22.                               | 85 years and over.....                                   | 195      | 105                       | 390                        | 315        | 180       | 195        |
| 23.                               | Female, total.....                                       | 48,175   | 40,720                    | 36,815                     | 38,965     | 38,490    | 40,560     |
| 24.                               | 0 - 4 years.....   | 4,275    | 3,765                     | 3,065                      | 3,360      | 3,475     | 4,075      |
| 25.                               | 5 - 9 years.....   | 3,815    | 4,045                     | 3,005                      | 3,305      | 3,295     | 3,675      |
| 26.                               | 10 - 14 years.....                                       | 3,580    | 4,020                     | 2,750                      | 3,175      | 3,025     | 3,485      |
| 27.                               | 15 years.....  | 720      | 800                       | 585                        | 685        | 635       | 730        |
| 28.                               | 16 years.....  | 800      | 755                       | 595                        | 660        | 580       | 680        |
| 29.                               | 17 years.....  | 735      | 680                       | 600                        | 560        | 580       | 680        |
| 30.                               | 18 years and over.....                                   | 34,235   | 26,655                    | 26,210                     | 27,215     | 26,895    | 27,235     |
| 31.                               | 18 - 19 years.....                                       | 1,550    | 1,165                     | 1,060                      | 1,160      | 1,185     | 1,255      |
| 32.                               | 20 - 24 years.....                                       | 5,090    | 2,725                     | 2,835                      | 2,815      | 3,095     | 3,670      |
| 33.                               | 25 - 29 years.....                                       | 5,315    | 3,545                     | 2,985                      | 3,250      | 3,765     | 4,080      |
| 34.                               | 30 - 34 years.....                                       | 4,470    | 4,265                     | 2,820                      | 3,430      | 3,940     | 3,775      |
| 35.                               | 35 - 39 years.....                                       | 3,650    | 4,455                     | 2,465                      | 3,070      | 3,305     | 3,060      |
| 36.                               | 40 - 44 years.....                                       | 2,640    | 3,130                     | 1,975                      | 2,315      | 2,340     | 2,260      |
| 37.                               | 45 - 49 years.....                                       | 2,220    | 2,080                     | 1,625                      | 1,860      | 1,745     | 1,890      |
| 38.                               | 50 - 54 years.....                                       | 1,830    | 1,490                     | 1,650                      | 1,655      | 1,635     | 1,665      |
| 39.                               | 55 - 59 years.....                                       | 1,695    | 1,120                     | 1,570                      | 1,635      | 1,410     | 1,485      |
| 40.                               | 60 - 64 years.....                                       | 1,630    | 845                       | 1,695                      | 1,615      | 1,265     | 1,215      |
| 41.                               | 65 - 74 years.....                                       | 2,455    | 1,110                     | 3,140                      | 2,585      | 2,040     | 1,745      |
| 42.                               | 75 - 84 years.....                                       | 1,275    | 530                       | 1,825                      | 1,375      | 910       | 875        |
| 43.                               | 85 years and over.....                                   | 410      | 195                       | 575                        | 465        | 255       | 260        |
| <b>by marital status</b>          |  |          |                           |                            |            |           |            |
| 44.                               | Single (never married), total.....                       | 43,225   | 37,770                    | 31,695                     | 33,505     | 34,950    | 38,115     |
| 45.                               | Single (never married), 15 years of age<br>and over..... | 19,190   | 13,390                    | 13,475                     | 13,160     | 14,695    | 15,240     |
| 46.                               | Married.....   | 45,330   | 40,880                    | 37,595                     | 39,515     | 39,005    | 40,935     |
| 47.                               | Separated.....   | 1,900    | 1,035                     | 795                        | 1,170      | 1,160     | 1,325      |
| 48.                               | Widowed.....   | 3,310    | 1,630                     | 4,185                      | 3,395      | 2,355     | 2,590      |
| 49.                               | Divorced.....  | 3,190    | 1,680                     | 1,295                      | 1,820      | 1,765     | 1,990      |
| <b>by mother tongue</b>           |  |          |                           |                            |            |           |            |
| 50.                               | Single responses.....                                    | 95,055   | 80,775                    | 72,650                     | 77,235     | 77,600    | 82,725     |
| 51.                               | English.....   | 87,590   | 71,345                    | 61,675                     | 68,760     | 70,190    | 73,580     |
| 52.                               | French.....  | 1,065    | 2,875                     | 730                        | 775        | 970       | 1,765      |
| 53.                               | Non-official languages.....                              | 6,395    | 6,555                     | 10,245                     | 7,700      | 6,440     | 7,380      |
| 54.                               | Italian.....   | 100      | 180                       | 30                         | 45         | 210       | 165        |
| 55.                               | German.....  | 1,605    | 2,360                     | 2,355                      | 3,365      | 3,340     | 2,600      |
| 56.                               | Chinese.....   | 555      | 285                       | 195                        | 155        | 140       | 170        |
| 57.                               | Ukrainian.....   | 490      | 1,200                     | 5,945                      | 1,145      | 385       | 1,450      |
| 58.                               | Portuguese.....  | 35       | 50                        | 5                          | 20         | 25        | 15         |
| 59.                               | Other languages.....                                     | 3,610    | 2,470                     | 1,710                      | 2,970      | 2,340     | 2,985      |
| 60.                               | Multiple responses.....                                  | 1,905    | 2,225                     | 2,920                      | 2,165      | 1,640     | 2,235      |

Certaines caractéristiques des circonscriptions électorales fédérales (Ordonnance de représentation de 1987),  
recensement de 1986 - données intégrales

| British Columbia -<br>Colombie-Britannique † | Burnaby -<br>Kingsway | Capilano -<br>Howe Sound | Cariboo -<br>Chilcotin | Comox -<br>Alberni | Delta  | Caractéristiques  | N°  |
|--|-----------------------|--------------------------|------------------------|--------------------|--------|---|-----|
| PROVINCE                                     |                       |                          |                        |                    |        |   |     |
| 2,883,365                                    | 107,985               | 74,245                   | 70,665                 | 90,035             | 82,415 | <b>CARACTÉRISTIQUES DE LA POPULATION</b>                |     |
|  |                       |                          |                        |                    |        | <b>Population totale.....</b>                           | 1.  |
|  |                       |                          |                        |                    |        | <b>selon le sexe et l'âge</b>                           |     |
| 1,428,110                                    | 52,770                | 36,305                   | 36,260                 | 45,120             | 41,150 | <b>Hommes, total.....</b>                               | 2.  |
| 105,505                                      | 3,270                 | 2,150                    | 3,170                  | 3,385              | 2,975  | 0 - 4 ans.....  | 3.  |
| 99,365                                       | 3,115                 | 2,155                    | 3,275                  | 3,300              | 3,345  | 5 - 9 ans.....  | 4.  |
| 98,230                                       | 2,895                 | 2,330                    | 3,070                  | 3,370              | 3,920  | 10 - 14 ans.....  | 5.  |
| 21,985                                       | 695                   | 535                      | 710                    | 755                | 855    | 15 ans.....   | 6.  |
| 22,420                                       | 750                   | 560                      | 685                    | 730                | 905    | 16 ans.....   | 7.  |
| 21,730                                       | 775                   | 495                      | 660                    | 720                | 830    | 17 ans.....   | 8.  |
| 1,058,865                                    | 41,270                | 28,045                   | 24,685                 | 32,860             | 28,325 | 18 ans et plus.....                                     | 9.  |
| 40,710                                       | 1,505                 | 1,060                    | 1,110                  | 1,175              | 1,410  | 18 - 19 ans.....  | 10. |
| 115,280                                      | 5,235                 | 2,665                    | 2,665                  | 2,900              | 2,920  | 20 - 24 ans.....  | 11. |
| 125,060                                      | 5,590                 | 2,300                    | 2,975                  | 3,230              | 2,480  | 25 - 29 ans.....  | 12. |
| 125,055                                      | 4,650                 | 2,555                    | 3,185                  | 3,505              | 2,910  | 30 - 34 ans.....  | 13. |
| 121,500                                      | 4,185                 | 3,000                    | 3,100                  | 3,750              | 3,860  | 35 - 39 ans.....  | 14. |
| 95,280                                       | 3,235                 | 2,860                    | 2,535                  | 2,960              | 3,830  | 40 - 44 ans.....  | 15. |
| 77,865                                       | 3,015                 | 2,365                    | 1,960                  | 2,385              | 2,970  | 45 - 49 ans.....  | 16. |
| 72,200                                       | 3,020                 | 2,280                    | 1,800                  | 2,445              | 2,140  | 50 - 54 ans.....  | 17. |
| 70,390                                       | 2,895                 | 2,405                    | 1,755                  | 2,455              | 1,730  | 55 - 59 ans.....  | 18. |
| 64,435                                       | 2,585                 | 2,155                    | 1,300                  | 2,455              | 1,410  | 60 - 64 ans.....  | 19. |
| 97,420                                       | 3,430                 | 3,010                    | 1,640                  | 3,875              | 1,840  | 65 - 74 ans.....  | 20. |
| 44,075                                       | 1,495                 | 1,170                    | 545                    | 1,475              | 695    | 75 - 84 ans.....  | 21. |
| 9,480  | 325                   | 215                      | 105                    | 245                | 120    | 85 ans et plus.....                                     | 22. |
| 1,455,255                                    | 55,215                | 37,940                   | 34,405                 | 44,920             | 41,265 | <b>Femmes, total.....</b>                               | 23. |
| 99,245                                       | 3,125                 | 1,975                    | 3,000                  | 3,145              | 2,870  | 0 - 4 ans.....  | 24. |
| 94,515                                       | 2,880                 | 2,030                    | 3,135                  | 3,110              | 3,110  | 5 - 9 ans.....  | 25. |
| 93,735                                       | 2,970                 | 2,125                    | 2,985                  | 3,150              | 3,685  | 10 - 14 ans.....  | 26. |
| 21,250                                       | 700                   | 470                      | 695                    | 725                | 845    | 15 ans.....   | 27. |
| 21,060                                       | 605                   | 530                      | 670                    | 730                | 850    | 16 ans.....   | 28. |
| 20,520                                       | 710                   | 510                      | 605                    | 660                | 770    | 17 ans.....   | 29. |
| 1,104,935                                    | 44,230                | 30,295                   | 23,310                 | 33,305             | 29,135 | 18 ans et plus.....                                     | 30. |
| 38,945                                       | 1,510                 | 980                      | 1,015                  | 1,080              | 1,305  | 18 - 19 ans.....  | 31. |
| 114,270                                      | 5,300                 | 2,445                    | 2,635                  | 2,755              | 2,680  | 20 - 24 ans.....  | 32. |
| 128,985                                      | 5,300                 | 2,535                    | 3,100                  | 3,340              | 2,640  | 25 - 29 ans.....  | 33. |
| 127,485                                      | 4,685                 | 2,795                    | 3,180                  | 3,800              | 3,360  | 30 - 34 ans.....  | 34. |
| 120,185                                      | 4,430                 | 3,240                    | 3,065                  | 3,530              | 4,340  | 35 - 39 ans.....  | 35. |
| 92,285                                       | 3,385                 | 2,775                    | 2,200                  | 2,770              | 3,780  | 40 - 44 ans.....  | 36. |
| 75,100                                       | 3,155                 | 2,405                    | 1,770                  | 2,370              | 2,615  | 45 - 49 ans.....  | 37. |
| 68,035                                       | 2,935                 | 2,310                    | 1,535                  | 2,220              | 1,885  | 50 - 54 ans.....  | 38. |
| 69,385                                       | 2,930                 | 2,370                    | 1,425                  | 2,395              | 1,975  | 55 - 59 ans.....  | 39. |
| 71,770                                       | 3,020                 | 2,365                    | 1,230                  | 2,785              | 1,515  | 60 - 64 ans.....  | 40. |
| 118,040                                      | 4,510                 | 3,645                    | 1,465                  | 4,185              | 2,170  | 65 - 74 ans.....  | 41. |
| 60,190                                       | 2,215                 | 1,805                    | 545                    | 1,600              | 945    | 75 - 84 ans.....  | 42. |
| 20,270                                       | 845                   | 625                      | 145                    | 475                | 330    | 85 ans et plus.....                                     | 43. |
| 1,169,835                                    | 43,100                | 27,400                   | 30,920                 | 33,765             | 34,900 | <b>selon l'état matrimonial</b>                         |     |
|  |                       |                          |                        |                    |        | Célibataires (jamais marié(e)s), total.....             | 44. |
| 579,240                                      | 24,850                | 14,600                   | 12,280                 | 14,205             | 14,985 | Célibataires (jamais marié(e)s), 15<br>ans et plus..... | 45. |
| 1,392,750                                    | 52,065                | 38,730                   | 34,235                 | 46,865             | 41,825 | Marié(e)s.....  | 46. |
| 75,040                                       | 2,695                 | 1,635                    | 1,660                  | 2,325              | 1,480  | Séparé(e)s.....   | 47. |
| 144,475                                      | 6,125                 | 3,920                    | 2,020                  | 4,200              | 2,525  | Veufs (ves).....  | 48. |
| 101,275                                      | 3,995                 | 2,555                    | 1,830                  | 2,880              | 1,690  | Divorcé(e)s.....  | 49. |
| 2,786,170                                    | 101,770               | 72,470                   | 68,755                 | 87,965             | 80,065 | <b>selon la langue maternelle</b>                       |     |
| 2,331,590                                    | 72,480                | 63,230                   | 60,865                 | 79,565             | 69,590 | Réponses uniques.....                                   | 50. |
| 38,240                                       | 1,045                 | 800                      | 920                    | 1,670              | 760    | Anglais.....  | 51. |
| 416,335                                      | 28,250                | 8,435                    | 6,965                  | 6,730              | 9,715  | Français.....   | 52. |
| 26,155                                       | 4,215                 | 395                      | 195                    | 375                | 310    | Langues non officielles.....                            | 53. |
| 80,100                                       | 2,105                 | 2,160                    | 1,460                  | 1,825              | 2,285  | Italien.....  | 54. |
| 84,470                                       | 8,685                 | 860                      | 290                    | 350                | 695    | Allemand.....   | 55. |
| 18,890                                       | 830                   | 285                      | 340                    | 425                | 480    | Chinois.....  | 56. |
| 10,755                                       | 1,170                 | 40                       | 170                    | 30                 | 155    | Ukrainien.....  | 57. |
| 195,960                                      | 11,250                | 4,690                    | 4,510                  | 3,720              | 5,785  | Portugais.....  | 58. |
| 97,195                                       | 6,215                 | 1,770                    | 1,910                  | 2,070              | 2,350  | Autres langues.....                                     | 59. |
|  |                       |                          |                        |                    |        | Réponses multiples.....                                 | 60. |

## Selected Characteristics for Federal Electoral Districts (1987 Representation Order), 1986 Census - 100% data

| Characteristics                              |  | Red Deer | St. Albert<br>(St-Albert) | Vegreville<br>(Végréville) | Wetaskiwin | Wild Rose | Yellowhead |
|--|--|----------|---------------------------|----------------------------|------------|-----------|------------|
| No.  |  |          |                           |                            |            |           |            |
| <b>DWELLING CHARACTERISTICS</b>              |  |          |                           |                            |            |           |            |
| 1.   | Total number of occupied private dwellings.....            | 33,790   | 24,935                    | 26,225                     | 26,885     | 26,005    | 28,185     |
| by tenure                                    |  |          |                           |                            |            |           |            |
| 2.   | Owned.....   | 20,870   | 20,165                    | 20,080                     | 19,865     | 18,520    | 19,555     |
| 3.   | Rented.....  | 12,805   | 4,655                     | 6,145                      | 6,865      | 7,480     | 8,405      |
| 4.   | On reserve(1).....   | 115      | 120                       | -                          | 155        | -         | 225        |
| by type of dwelling                          |  |          |                           |                            |            |           |            |
| 5.   | Single-detached house.....                                 | 20,255   | 20,140                    | 21,865                     | 21,280     | 20,355    | 19,800     |
| 6.   | Apartment, 5 or more storeys.....                          | 635      | 10                        | -                          | 60         | -         | 5          |
| 7.   | Movable dwelling.....                                      | 2,230    | 950                       | 1,410                      | 1,700      | 1,265     | 3,595      |
| 8.   | All other types(2).....                                    | 10,670   | 3,835                     | 2,955                      | 3,845      | 4,385     | 4,780      |
| <b>HOUSEHOLD CHARACTERISTICS</b>             |  |          |                           |                            |            |           |            |
| Private Households                           |  |          |                           |                            |            |           |            |
| 9.   | Total number of private households.....                    | 33,795   | 24,935                    | 26,225                     | 26,885     | 26,005    | 28,180     |
| by size of household                         |  |          |                           |                            |            |           |            |
| 10.  | 1 person.....  | 6,670    | 2,325                     | 5,640                      | 4,895      | 4,295     | 4,995      |
| 11.  | 2 persons.....   | 10,480   | 5,975                     | 8,130                      | 8,110      | 7,900     | 7,950      |
| 12.  | 3 persons.....   | 6,140    | 4,950                     | 4,120                      | 4,520      | 4,545     | 5,060      |
| 13.  | 4 - 5 persons.....   | 9,395    | 10,475                    | 7,265                      | 8,240      | 8,245     | 8,820      |
| 14.  | 6 - 9 persons.....   | 1,075    | 1,205                     | 1,065                      | 1,105      | 1,010     | 1,315      |
| 15.  | 10 or more persons.....                                    | 30       | 15                        | 10                         | 15         | 5         | 40         |
| by number of families                        |  |          |                           |                            |            |           |            |
| 16.  | Non-family household.....                                  | 8,645    | 3,025                     | 6,575                      | 5,790      | 5,630     | 6,300      |
| 17.  | 1 census family.....                                       | 24,950   | 21,725                    | 19,560                     | 20,970     | 20,235    | 21,735     |
| 18.  | 2 or more census families.....                             | 200      | 185                       | 90                         | 130        | 140       | 155        |
| Persons in Private Households                |  |          |                           |                            |            |           |            |
| 19.  | Total.....   | 93,545   | 82,040                    | 72,625                     | 77,355     | 75,660    | 82,995     |
| 20.  | Average number of persons per household.....               | 2.8      | 3.3                       | 2.8                        | 2.9        | 2.9       | 2.9        |
| <b>CENSUS FAMILY CHARACTERISTICS</b>         |  |          |                           |                            |            |           |            |
| Census Families                              |  |          |                           |                            |            |           |            |
| 21.  | Total number of census families in private households..... | 25,350   | 22,095                    | 19,745                     | 21,225     | 20,515    | 22,040     |
| by size of family                            |  |          |                           |                            |            |           |            |
| 22.  | 2 persons.....   | 10,025   | 6,110                     | 7,935                      | 8,100      | 7,640     | 7,765      |
| 23.  | 3 persons.....   | 5,670    | 4,890                     | 3,890                      | 4,330      | 4,235     | 4,800      |
| 24.  | 4 persons.....   | 6,400    | 7,180                     | 4,720                      | 5,550      | 5,615     | 5,875      |
| 25.  | 5 or more persons.....                                     | 3,260    | 3,915                     | 3,205                      | 3,250      | 3,030     | 3,600      |
| by family structure and presence of children |  |          |                           |                            |            |           |            |
| 26.  | Number of husband-wife families.....                       | 22,170   | 20,160                    | 18,220                     | 19,325     | 18,910    | 20,025     |
| 27.  | With no children at home.....                              | 8,325    | 5,225                     | 7,045                      | 7,110      | 6,780     | 6,700      |
| 28.  | With children at home.....                                 | 13,845   | 14,935                    | 11,180                     | 12,215     | 12,130    | 13,325     |
| 29.  | 1 child at home.....                                       | 4,600    | 4,150                     | 3,455                      | 3,675      | 3,700     | 4,195      |
| 30.  | 2 children at home.....                                    | 6,065    | 6,930                     | 4,565                      | 5,370      | 5,455     | 5,635      |
| 31.  | 3 or more children at home.....                            | 3,175    | 3,855                     | 3,155                      | 3,170      | 2,970     | 3,500      |
| 32.  | Number of lone-parent families.....                        | 3,180    | 1,935                     | 1,525                      | 1,905      | 1,610     | 2,010      |
| 33.  | Male parent.....   | 485      | 380                       | 370                        | 425        | 375       | 520        |
| 34.  | 1 child at home.....                                       | 280      | 200                       | 220                        | 235        | 215       | 270        |
| 35.  | 2 children at home.....                                    | 150      | 130                       | 105                        | 145        | 115       | 165        |
| 36.  | 3 or more children at home.....                            | 50       | 50                        | 45                         | 45         | 40        | 80         |
| 37.  | Female parent.....   | 2,695    | 1,555                     | 1,155                      | 1,480      | 1,235     | 1,495      |
| 38.  | 1 child at home.....                                       | 1,415    | 690                       | 675                        | 755        | 650       | 795        |
| 39.  | 2 children at home.....                                    | 915      | 605                       | 330                        | 510        | 410       | 445        |
| 40.  | 3 or more children at home.....                            | 365      | 260                       | 150                        | 215        | 175       | 260        |

**Certaines caractéristiques des circonscriptions électorales fédérales (Ordonnance de représentation de 1987),  
recensement de 1986 - données intégrales**

| British Columbia - Colombie-Britannique † | Burnaby - Kingsway | Capilano - Howe Sound | Cariboo - Chilcotin | Comox - Alberni | Delta  | Caractéristiques   | N°  |
|---|--------------------|-----------------------|---------------------|-----------------|--------|--|-----|
| PROVINCE                                  |                    |                       |                     |                 |        |  |     |
|   |                    |                       |                     |                 |        | <b>CARACTÉRISTIQUES DU LOGEMENT</b>                                  |     |
| 1,087,115                                 | 40,360             | 28,435                | 23,670              | 34,160          | 25,885 | Nombre total de logements privés occupés.....                        | 1.  |
|   |                    |                       |                     |                 |        | <b>selon le mode d'occupation</b>                                    |     |
| 676,175                                   | 23,665             | 20,190                | 16,850              | 24,745          | 21,130 | Possédé.....   | 2.  |
| 398,395                                   | 16,695             | 7,125                 | 6,195               | 8,955           | 4,695  | Loué.....  | 3.  |
| 12,545                                    | -                  | 1,120                 | 620                 | 460             | 60     | Dans une réserve (1).....  | 4.  |
|   |                    |                       |                     |                 |        | <b>selon le type de logement</b>                                     |     |
| 679,005                                   | 20,860             | 19,345                | 17,965              | 27,415          | 21,420 | Maison individuelle non attenante.....                               | 5.  |
| 61,420                                    | 5,250              | 4,990                 | 5                   | 125             | 115    | Appartement, 5 étages ou plus.....                                   | 6.  |
| 29,550                                    | 20                 | 400                   | 2,345               | 1,520           | 80     | Logement mobile.....   | 7.  |
| 317,140                                   | 14,230             | 3,695                 | 3,355               | 5,100           | 4,265  | Tous autres types (2).....   | 8.  |
|   |                    |                       |                     |                 |        | <b>CARACTÉRISTIQUES DU MÉNAGE</b>                                    |     |
|   |                    |                       |                     |                 |        | <b>Ménages privés</b>  |     |
| 1,087,115                                 | 40,360             | 28,435                | 23,670              | 34,160          | 25,880 | Nombre total de ménages privés.....                                  | 9.  |
|   |                    |                       |                     |                 |        | <b>selon la taille du ménage</b>                                     |     |
| 269,220                                   | 9,395              | 6,550                 | 4,150               | 7,285           | 2,890  | 1 personne.....  | 10. |
| 355,485                                   | 13,580             | 9,935                 | 6,920               | 12,710          | 6,990  | 2 personnes.....   | 11. |
| 171,675                                   | 6,805              | 4,535                 | 4,100               | 5,430           | 4,990  | 3 personnes.....   | 12. |
| 254,670                                   | 8,950              | 6,715                 | 7,355               | 7,855           | 9,865  | 4 - 5 personnes.....   | 13. |
| 34,980                                    | 1,575              | 690                   | 1,095               | 850             | 1,120  | 6 - 9 personnes.....   | 14. |
| 1,085                                     | 45                 | 5                     | 50                  | 35              | 35     | 10 personnes ou plus.....  | 15. |
|   |                    |                       |                     |                 |        | <b>selon le nombre de familles</b>                                   |     |
| 325,265                                   | 12,130             | 7,775                 | 4,990               | 8,450           | 3,590  | Ménage non familial.....   | 16. |
| 748,560                                   | 27,320             | 20,395                | 18,415              | 25,535          | 21,825 | 1 famille de recensement.....  | 17. |
| 13,295                                    | 915                | 270                   | 265                 | 175             | 465    | 2 familles de recensement ou plus.....                               | 18. |
|   |                    |                       |                     |                 |        | <b>Personnes dans les ménages privés</b>                             |     |
| 2,825,130                                 | 106,130            | 73,230                | 69,560              | 88,310          | 81,640 | Total.....   | 19. |
| 2.6                                       | 2.6                | 2.6                   | 2.9                 | 2.6             | 3.2    | Nombre moyen de personnes par ménage.....                            | 20. |
|   |                    |                       |                     |                 |        | <b>CARACTÉRISTIQUES DE LA FAMILLE DE RECENSEMENT</b>                 |     |
|   |                    |                       |                     |                 |        | <b>Familles de recensement</b>                                       |     |
| 775,880                                   | 29,195             | 20,930                | 18,960              | 25,890          | 22,770 | Nombre total de familles de recensement dans les ménages privés..... | 21. |
|   |                    |                       |                     |                 |        | <b>selon la taille de la famille</b>                                 |     |
| 350,175                                   | 13,585             | 9,860                 | 7,160               | 12,650          | 7,510  | 2 personnes.....   | 22. |
| 163,855                                   | 6,505              | 4,310                 | 3,990               | 5,120           | 5,050  | 3 personnes.....   | 23. |
| 177,035                                   | 6,270              | 4,685                 | 5,035               | 5,575           | 7,035  | 4 personnes.....   | 24. |
| 84,810                                    | 2,835              | 2,075                 | 2,775               | 2,550           | 3,170  | 5 personnes ou plus.....   | 25. |
|   |                    |                       |                     |                 |        | <b>selon la structure de la famille et la présence d'enfants</b>     |     |
| 679,235                                   | 25,385             | 18,990                | 16,710              | 22,935          | 20,580 | Nombre de familles époux-épouse.....                                 | 26. |
| 294,780                                   | 11,240             | 8,770                 | 6,000               | 11,075          | 6,420  | Sans enfants à la maison.....  | 27. |
| 384,450                                   | 14,145             | 10,215                | 10,715              | 11,865          | 14,160 | Avec enfants à la maison.....  | 28. |
| 133,685                                   | 5,415              | 3,670                 | 3,270               | 4,140           | 4,250  | 1 enfant à la maison.....  | 29. |
| 168,640                                   | 5,985              | 4,520                 | 4,775               | 5,265           | 6,795  | 2 enfants à la maison.....   | 30. |
| 82,120                                    | 2,750              | 2,025                 | 2,665               | 2,455           | 3,110  | 3 enfants ou plus à la maison.....                                   | 31. |
| 96,645                                    | 3,815              | 1,940                 | 2,250               | 2,950           | 2,195  | Nombre de familles monoparentales.....                               | 32. |
| 17,500                                    | 675                | 390                   | 545                 | 545             | 470    | Parent de sexe masculin.....   | 33. |
| 10,870                                    | 445                | 230                   | 300                 | 335             | 240    | 1 enfant à la maison.....  | 34. |
| 4,820                                     | 175                | 125                   | 155                 | 150             | 170    | 2 enfants à la maison.....   | 35. |
| 1,810                                     | 55                 | 40                    | 90                  | 60              | 60     | 3 enfants ou plus à la maison.....                                   | 36. |
| 79,145                                    | 3,135              | 1,550                 | 1,705               | 2,410           | 1,725  | Parent de sexe féminin.....  | 37. |
| 44,530                                    | 1,900              | 860                   | 860                 | 1,240           | 855    | 1 enfant à la maison.....  | 38. |
| 25,345                                    | 915                | 520                   | 565                 | 825             | 630    | 2 enfants à la maison.....   | 39. |
| 9,270                                     | 320                | 170                   | 280                 | 335             | 245    | 3 enfants ou plus à la maison.....                                   | 40. |

## Selected Characteristics for Federal Electoral Districts (1987 Representation Order), 1986 Census - 100% data

| No.  | Characteristics  | Red Deer | St. Albert<br>(St-Albert) | Vegreville<br>(Végréville) | Wetaskiwin | Wild Rose | Yellowhead |
|--|--|----------|---------------------------|----------------------------|------------|-----------|------------|
| <b>CENSUS FAMILY CHARACTERISTICS<br/>(concluded)</b>   |  |          |                           |                            |            |           |            |
| <b>Children in Census Families</b>                     |  |          |                           |                            |            |           |            |
| 1.   | Total number of children at home.....                        | 32,545   | 34,155                    | 25,615                     | 28,200     | 27,140    | 30,795     |
| <b>by age</b>  |  |          |                           |                            |            |           |            |
| 2.   | Under 6 years of age.....                                    | 10,270   | 9,240                     | 7,315                      | 8,075      | 8,150     | 9,495      |
| 3.   | 6 - 14 years.....  | 13,215   | 14,730                    | 10,185                     | 11,700     | 11,250    | 12,750     |
| 4.   | 15 - 17 years.....   | 4,055    | 4,485                     | 3,355                      | 3,720      | 3,470     | 3,980      |
| 5.   | 18 - 24 years.....   | 4,125    | 4,885                     | 3,630                      | 3,785      | 3,485     | 3,670      |
| 6.   | 25 years and over.....                                       | 885      | 810                       | 1,135                      | 920        | 785       | 905        |
| 7.   | Average number of children per census family(3) .            | 1.3      | 1.5                       | 1.3                        | 1.3        | 1.3       | 1.4        |
| <b>Persons in Private Households</b>                   |  |          |                           |                            |            |           |            |
| <b>by census family status and living arrangements</b> |  |          |                           |                            |            |           |            |
| 8.   | Total number of persons.....                                 | 93,545   | 82,040                    | 72,620                     | 77,360     | 75,660    | 82,995     |
| 9.   | Number of non-family persons.....                            | 13,475   | 5,630                     | 9,040                      | 8,610      | 9,095     | 10,130     |
| 10.  | Living with relatives(4).....                                | 2,435    | 1,595                     | 1,630                      | 1,840      | 1,605     | 2,110      |
| 11.  | Living with non-relatives only.....                          | 4,370    | 1,715                     | 1,770                      | 1,875      | 3,200     | 3,030      |
| 12.  | Living alone.....  | 6,665    | 2,320                     | 5,540                      | 4,895      | 4,295     | 4,995      |
| 13.  | Number of family persons.....                                | 80,070   | 76,410                    | 63,585                     | 68,745     | 66,565    | 72,865     |
| 14.  | Average number of persons per census family.....             | 3.2      | 3.5                       | 3.2                        | 3.2        | 3.2       | 3.3        |
| 15.  | Total number of persons 65 years and over.....               | 6,670    | 2,875                     | 9,250                      | 7,350      | 5,660     | 5,170      |
| 16.  | Number of non-family persons 65 years and over.....          | 2,420    | 970                       | 3,235                      | 2,540      | 1,910     | 1,980      |
| 17.  | Living with relatives(4).....                                | 385      | 290                       | 415                        | 390        | 340       | 315        |
| 18.  | Living with non-relatives only.....                          | 120      | 55                        | 120                        | 95         | 65        | 120        |
| 19.  | Living alone.....  | 1,915    | 625                       | 2,700                      | 2,050      | 1,500     | 1,545      |
| 20.  | Number of family persons 65 years and over..                 | 4,260    | 1,905                     | 6,020                      | 4,805      | 3,745     | 3,185      |
| <b>ECONOMIC FAMILY CHARACTERISTICS</b>                 |  |          |                           |                            |            |           |            |
| <b>Economic Families</b>                               |  |          |                           |                            |            |           |            |
| 21.  | Total number of economic families in private households..... | 25,710   | 22,175                    | 20,055                     | 21,485     | 20,745    | 22,300     |
| <b>by size of family</b>                               |  |          |                           |                            |            |           |            |
| 22.  | 2 persons.....   | 9,815    | 5,835                     | 7,880                      | 7,950      | 7,520     | 7,555      |
| 23.  | 3 persons.....   | 5,790    | 4,875                     | 3,985                      | 4,390      | 4,275     | 4,870      |
| 24.  | 4 persons.....   | 6,500    | 7,170                     | 4,770                      | 5,625      | 5,645     | 5,925      |
| 25.  | 5 or more persons.....                                       | 3,600    | 4,305                     | 3,420                      | 3,515      | 3,305     | 3,950      |
| <b>Persons in Private Households</b>                   |  |          |                           |                            |            |           |            |
| 26.  | Total.....   | 93,540   | 82,040                    | 72,625                     | 77,355     | 75,660    | 82,995     |
| 27.  | Number of unattached individuals.....                        | 11,035   | 4,040                     | 7,405                      | 6,770      | 7,495     | 8,020      |
| 28.  | Number of economic family persons.....                       | 82,505   | 78,005                    | 65,215                     | 70,590     | 68,165    | 74,975     |
| 29.  | Average number of persons per economic family...             | 3.2      | 3.5                       | 3.3                        | 3.3        | 3.3       | 3.4        |



**Certaines caractéristiques des circonscriptions électorales fédérales (Ordonnance de représentation de 1987),  
recensement de 1986 - données intégrales**

| British Columbia -<br>Colombie-Britannique † | Burnaby -<br>Kingsway | Capilano -<br>Howe Sound | Cariboo -<br>Chilcotin | Comox -<br>Alberni | Delta  | Caractéristiques   | N°         |
|--|-----------------------|--------------------------|------------------------|--------------------|--------|--|------------|
| PROVINCE                                     |                       |                          |                        |                    |        |  |            |
|  |                       |                          |                        |                    |        | <b>CARACTÉRISTIQUES DE LA FAMILLE DE<br/>RECENSEMENT<br/>(fin)</b>   |            |
|  |                       |                          |                        |                    |        | <b>Enfants dans les familles de recensement</b>  |            |
| 896,075                                      | 32,225                | 22,330                   | 25,600                 | 27,655             | 31,605 | Nombre total d'enfants à la maison.....  | 1.         |
|  |                       |                          |                        |                    |        | <b>selon l'âge</b>   |            |
| 238,245                                      | 7,525                 | 4,930                    | 7,170                  | 7,595              | 6,945  | Moins de 6 ans.....  | 2.         |
| 338,070                                      | 10,370                | 7,650                    | 10,865                 | 11,380             | 12,615 | 6 - 14 ans.....  | 3.         |
| 119,490                                      | 3,955                 | 2,950                    | 3,625                  | 3,955              | 4,880  | 15 - 17 ans.....   | 4.         |
| 153,115                                      | 7,395                 | 5,185                    | 3,205                  | 3,780              | 6,055  | 18 - 24 ans.....   | 5.         |
| 47,145                                       | 2,985                 | 1,605                    | 730                    | 940                | 1,115  | 25 ans et plus.....  | 6.         |
| 1.2  | 1.1                   | 1.1                      | 1.4                    | 1.1                | 1.4    | Nombre moyen d'enfants par famille de<br>recensement (3).....  | 7.         |
|  |                       |                          |                        |                    |        | <b>Personnes dans les ménages privés</b>   |            |
|  |                       |                          |                        |                    |        | <b>selon la situation des particuliers dans<br/>la famille de recensement et modalité de vie</b>             |            |
| 2,825,130                                    | 106,130               | 73,230                   | 69,565                 | 88,305             | 81,640 | Nombre total de personnes.....   | 8.         |
| 473,950                                      | 19,320                | 10,985                   | 8,290                  | 11,830             | 6,690  | Nombre de personnes hors famille.....  | 9.         |
| 86,165                                       | 4,350                 | 1,745                    | 2,160                  | 2,115              | 1,995  | Vivant avec des personnes apparentées (4)....  | 10.        |
|  |                       |                          |                        |                    |        | Vivant avec des personnes non apparentées<br>seulement.....  | 11.        |
| 118,575                                      | 5,575                 | 2,685                    | 1,980                  | 2,435              | 1,805  | Vivant seules.....   | 12.        |
| 269,220                                      | 9,395                 | 6,555                    | 4,155                  | 7,290              | 2,890  | Nombre de personnes dans les familles.....   | 13.        |
| 2,351,185                                    | 86,805                | 62,240                   | 61,275                 | 76,475             | 74,950 | Nombre moyen de personnes par famille de<br>recensement.....   | 14.        |
| 3.0  | 3.0                   | 3.0                      | 3.2                    | 3.0                | 3.3    |  |            |
| 322,690                                      | 11,630                | 9,885                    | 4,120                  | 11,235             | 5,690  | Nombre total de personnes de 65 ans et plus...<br>Nombre de personnes hors famille de 65 ans<br>et plus..... | 15.<br>16. |
| 122,250                                      | 4,575                 | 3,430                    | 1,510                  | 3,415              | 1,845  | Vivant avec des personnes apparentées (4)...   | 17.        |
| 22,360                                       | 1,240                 | 595                      | 350                    | 490                | 605    | Vivant avec des personnes non apparentées<br>seulement.....  | 18.        |
| 6,610  | 250                   | 205                      | 120                    | 175                | 85     | Vivant seules.....   | 19.        |
| 93,285                                       | 3,085                 | 2,630                    | 1,040                  | 2,750              | 1,155  | Nombre de personnes de 65 ans et plus dans<br>les familles.....  | 20.        |
| 200,440                                      | 7,050                 | 6,450                    | 2,605                  | 7,820              | 3,845  |  |            |
|  |                       |                          |                        |                    |        | <b>CARACTÉRISTIQUES DE LA FAMILLE<br/>ÉCONOMIQUE</b>   |            |
|  |                       |                          |                        |                    |        | <b>Familles économiques</b>  |            |
|  |                       |                          |                        |                    |        | Nombre total de familles économiques dans les<br>ménages privés.....   | 21.        |
|  |                       |                          |                        |                    |        | <b>selon la taille de la famille</b>   |            |
| 780,845                                      | 29,125                | 21,055                   | 19,040                 | 26,145             | 22,610 | 2 personnes.....   | 22.        |
| 337,175                                      | 12,635                | 9,525                    | 6,810                  | 12,375             | 6,940  | 3 personnes.....   | 23.        |
| 164,115                                      | 6,375                 | 4,395                    | 3,985                  | 5,260              | 4,930  | 4 personnes.....   | 24.        |
| 176,500                                      | 6,065                 | 4,705                    | 5,030                  | 5,640              | 6,910  | 5 personnes ou plus.....   | 25.        |
| 103,055                                      | 4,045                 | 2,435                    | 3,215                  | 2,865              | 3,835  |  |            |
|  |                       |                          |                        |                    |        | <b>Personnes dans les ménages privés</b>   |            |
| 2,825,130                                    | 106,130               | 73,230                   | 69,565                 | 88,305             | 81,645 | Total.....   | 26.        |
| 387,790                                      | 14,975                | 9,240                    | 6,130                  | 9,720              | 4,695  | Nombre de personnes seules.....  | 27.        |
| 2,437,345                                    | 91,160                | 63,990                   | 63,430                 | 78,585             | 76,950 | Nombre de personnes dans la famille<br>économique.....   | 28.        |
| 3.1  | 3.1                   | 3.0                      | 3.3                    | 3.0                | 3.4    | Nombre moyen de personnes par famille<br>économique.....   | 29.        |

## Selected Characteristics for Federal Electoral Districts (1987 Representation Order), 1986 Census - 100% data

| No.                               | Characteristics  | Esquimalt -<br>Juan de Fuca | Fraser Valley<br>East (Est) | Fraser Valley<br>West (Ouest) | Kamloops | Kootenay East<br>(Est) | Kootenay West<br>(Ouest) -<br>Revelstoke |
|-----------------------------------|--|-----------------------------|-----------------------------|-------------------------------|----------|------------------------|--|
| <b>POPULATION CHARACTERISTICS</b> |  |                             |                             |                               |          |                        |  |
| 1.                                | Total population.....                                    | 82,160                      | 82,875                      | 95,015                        | 79,540   | 70,805                 | 67,315                                   |
| <b>by sex and age</b>             |  |                             |                             |                               |          |                        |  |
| 2.                                | Male, total.....   | 41,400                      | 41,655                      | 47,010                        | 39,815   | 35,975                 | 33,820                                   |
| 3.                                | 0 - 4 years.....   | 3,275                       | 3,615                       | 4,205                         | 3,065    | 2,890                  | 2,620                                    |
| 4.                                | 5 - 9 years.....   | 2,880                       | 3,420                       | 3,770                         | 3,060    | 2,940                  | 2,555                                    |
| 5.                                | 10 - 14 years.....                                       | 2,730                       | 3,150                       | 3,690                         | 3,345    | 3,005                  | 2,545                                    |
| 6.                                | 15 years.....  | 615                         | 650                         | 825                           | 745      | 655                    | 605                                      |
| 7.                                | 16 years.....  | 635                         | 625                         | 785                           | 760      | 575                    | 605                                      |
| 8.                                | 17 years.....  | 555                         | 680                         | 760                           | 780      | 610                    | 520                                      |
| 9.                                | 18 years and over.....                                   | 30,705                      | 29,515                      | 32,970                        | 28,060   | 25,305                 | 24,360                                   |
| 10.                               | 18 - 19 years.....                                       | 1,130                       | 1,205                       | 1,340                         | 1,260    | 1,040                  | 990                                      |
| 11.                               | 20 - 24 years.....                                       | 3,935                       | 3,340                       | 3,725                         | 2,930    | 2,480                  | 2,120                                    |
| 12.                               | 25 - 29 years.....                                       | 3,920                       | 3,440                       | 3,835                         | 3,155    | 2,935                  | 2,525                                    |
| 13.                               | 30 - 34 years.....                                       | 3,660                       | 3,325                       | 3,850                         | 3,375    | 3,240                  | 2,910                                    |
| 14.                               | 35 - 39 years.....                                       | 3,595                       | 3,300                       | 3,720                         | 3,555    | 3,110                  | 2,845                                    |
| 15.                               | 40 - 44 years.....                                       | 2,520                       | 2,410                       | 3,160                         | 2,810    | 2,350                  | 2,130                                    |
| 16.                               | 45 - 49 years.....                                       | 2,000                       | 1,990                       | 2,345                         | 2,415    | 1,905                  | 1,865                                    |
| 17.                               | 50 - 54 years.....                                       | 1,915                       | 1,955                       | 2,015                         | 2,125    | 1,760                  | 1,715                                    |
| 18.                               | 55 - 59 years.....                                       | 1,880                       | 2,030                       | 1,795                         | 1,905    | 1,690                  | 1,725                                    |
| 19.                               | 60 - 64 years.....                                       | 1,910                       | 1,895                       | 1,815                         | 1,570    | 1,405                  | 1,615                                    |
| 20.                               | 65 - 74 years.....                                       | 2,925                       | 3,040                       | 3,375                         | 2,000    | 2,205                  | 2,485                                    |
| 21.                               | 75 - 84 years.....                                       | 1,100                       | 1,335                       | 1,595                         | 800      | 1,005                  | 1,215                                    |
| 22.                               | 85 years and over.....                                   | 215                         | 250                         | 395                           | 155      | 170                    | 210                                      |
| 23.                               | Female, total.....                                       | 40,760                      | 41,225                      | 48,010                        | 39,725   | 34,825                 | 33,495                                   |
| 24.                               | 0 - 4 years.....   | 2,975                       | 3,295                       | 3,905                         | 2,835    | 2,760                  | 2,460                                    |
| 25.                               | 5 - 9 years.....   | 2,760                       | 3,190                       | 3,580                         | 3,020    | 2,730                  | 2,410                                    |
| 26.                               | 10 - 14 years.....                                       | 2,590                       | 2,850                       | 3,420                         | 3,215    | 2,795                  | 2,420                                    |
| 27.                               | 15 years.....  | 595                         | 655                         | 775                           | 720      | 585                    | 560                                      |
| 28.                               | 16 years.....  | 575                         | 665                         | 745                           | 700      | 575                    | 525                                      |
| 29.                               | 17 years.....  | 555                         | 650                         | 740                           | 670      | 595                    | 510                                      |
| 30.                               | 18 years and over.....                                   | 30,710                      | 29,920                      | 34,840                        | 28,570   | 24,790                 | 24,610                                   |
| 31.                               | 18 - 19 years.....                                       | 985                         | 1,090                       | 1,345                         | 1,195    | 985                    | 815                                      |
| 32.                               | 20 - 24 years.....                                       | 3,065                       | 3,100                       | 3,505                         | 3,030    | 2,430                  | 2,070                                    |
| 33.                               | 25 - 29 years.....                                       | 3,870                       | 3,450                       | 4,090                         | 3,490    | 2,965                  | 2,540                                    |
| 34.                               | 30 - 34 years.....                                       | 3,820                       | 3,425                       | 3,925                         | 3,570    | 3,120                  | 2,925                                    |
| 35.                               | 35 - 39 years.....                                       | 3,370                       | 3,005                       | 3,950                         | 3,535    | 2,980                  | 2,770                                    |
| 36.                               | 40 - 44 years.....                                       | 2,500                       | 2,405                       | 2,960                         | 2,790    | 2,265                  | 2,005                                    |
| 37.                               | 45 - 49 years.....                                       | 2,015                       | 1,885                       | 2,210                         | 2,255    | 1,725                  | 1,785                                    |
| 38.                               | 50 - 54 years.....                                       | 1,785                       | 1,890                       | 1,875                         | 1,945    | 1,490                  | 1,645                                    |
| 39.                               | 55 - 59 years.....                                       | 1,945                       | 2,110                       | 1,885                         | 1,730    | 1,510                  | 1,710                                    |
| 40.                               | 60 - 64 years.....                                       | 2,070                       | 2,245                       | 2,240                         | 1,625    | 1,550                  | 1,640                                    |
| 41.                               | 65 - 74 years.....                                       | 3,460                       | 3,410                       | 4,070                         | 2,170    | 2,430                  | 2,890                                    |
| 42.                               | 75 - 84 years.....                                       | 1,420                       | 1,545                       | 2,095                         | 955      | 1,045                  | 1,420                                    |
| 43.                               | 85 years and over.....                                   | 410                         | 360                         | 700                           | 285      | 295                    | 390                                      |
| <b>by marital status</b>          |  |                             |                             |                               |          |                        |  |
| 44.                               | Single (never married), total.....                       | 31,680                      | 33,750                      | 38,545                        | 33,180   | 28,635                 | 26,115                                   |
| 45.                               | Single (never married), 15 years of age<br>and over..... | 14,460                      | 14,225                      | 15,980                        | 14,650   | 11,510                 | 11,105                                   |
| 46.                               | Married.....   | 41,820                      | 41,300                      | 47,175                        | 38,795   | 35,800                 | 34,115                                   |
| 47.                               | Separated.....   | 2,230                       | 1,985                       | 2,225                         | 1,955    | 1,665                  | 1,680                                    |
| 48.                               | Widowed.....   | 3,445                       | 3,595                       | 4,495                         | 2,920    | 2,975                  | 3,610                                    |
| 49.                               | Divorced.....  | 2,985                       | 2,250                       | 2,570                         | 2,685    | 1,725                  | 1,800                                    |
| <b>by mother tongue</b>           |  |                             |                             |                               |          |                        |  |
| 50.                               | Single responses.....                                    | 80,895                      | 80,530                      | 92,020                        | 77,485   | 69,300                 | 65,080                                   |
| 51.                               | English.....   | 74,965                      | 68,890                      | 75,945                        | 69,795   | 62,515                 | 55,465                                   |
| 52.                               | French.....  | 1,375                       | 1,125                       | 840                           | 1,000    | 1,040                  | 620                                      |
| 53.                               | Non-official languages.....                              | 4,550                       | 10,520                      | 15,240                        | 6,690    | 5,745                  | 8,990                                    |
| 54.                               | Italian.....   | 215                         | 165                         | 245                           | 1,190    | 785                    | 1,710                                    |
| 55.                               | German.....  | 1,165                       | 4,700                       | 7,200                         | 1,445    | 1,635                  | 1,150                                    |
| 56.                               | Chinese.....   | 305                         | 340                         | 495                           | 335      | 145                    | 210                                      |
| 57.                               | Ukrainian.....   | 225                         | 530                         | 550                           | 615      | 505                    | 430                                      |
| 58.                               | Portuguese.....  | 155                         | 40                          | 60                            | 100      | 50                     | 295                                      |
| 59.                               | Other languages.....                                     | 2,485                       | 4,755                       | 6,685                         | 3,005    | 2,625                  | 5,200                                    |
| 60.                               | Multiple responses.....                                  | 1,265                       | 2,345                       | 2,990                         | 2,055    | 1,500                  | 2,235                                    |

**Certaines caractéristiques des circonscriptions électorales fédérales (Ordonnance de représentation de 1987),  
recensement de 1986 - données intégrales**

| Mission -<br>Coquitlam | Nanaimo<br>(Nanaïmo) -<br>Cowichan | New<br>Westminster -<br>Burnaby | North Island -<br>Powell River | North<br>Vancouver | Okanagan -<br>Shuswap | Caractéristiques  | N°  |
|------------------------|------------------------------------|---------------------------------|--------------------------------|--------------------|-----------------------|---|-----|
|                        |                                    |                                 |                                |                    |                       | <b>CARACTÉRISTIQUES DE LA POPULATION</b>                |     |
| 91,815                 | 100,150                            | 102,990                         | 86,710                         | 85,090             | 79,075                | Population totale.....                                  | 1.  |
|                        |                                    |                                 |                                |                    |                       | <b>selon le sexe et l'âge</b>                           |     |
| 46,520                 | 49,310                             | 49,750                          | 44,330                         | 41,340             | 39,230                | <b>Hommes, total.....</b>                               | 2.  |
| 4,195                  | 3,680                              | 2,875                           | 3,665                          | 2,765              | 2,800                 | 0 - 4 ans.....  | 3.  |
| 4,065                  | 3,650                              | 2,290                           | 3,510                          | 2,350              | 3,000                 | 5 - 9 ans.....  | 4.  |
| 3,700                  | 3,655                              | 2,155                           | 3,350                          | 2,455              | 2,980                 | 10 - 14 ans.....  | 5.  |
| 860                    | 755                                | 485                             | 735                            | 605                | 650                   | 15 ans.....   | 6.  |
| 775                    | 810                                | 580                             | 785                            | 625                | 710                   | 16 ans.....   | 7.  |
| 765                    | 830                                | 620                             | 730                            | 620                | 625                   | 17 ans.....   | 8.  |
| 32,160                 | 35,940                             | 40,750                          | 31,555                         | 31,915             | 28,460                | 18 ans et plus.....                                     | 9.  |
| 1,375                  | 1,415                              | 1,245                           | 1,195                          | 1,255              | 1,150                 | 18 - 19 ans.....  | 10. |
| 3,220                  | 3,445                              | 5,015                           | 3,045                          | 3,820              | 2,465                 | 20 - 24 ans.....  | 11. |
| 3,885                  | 3,585                              | 5,985                           | 3,635                          | 4,180              | 2,625                 | 25 - 29 ans.....  | 12. |
| 4,355                  | 3,955                              | 4,775                           | 4,095                          | 3,850              | 2,800                 | 30 - 34 ans.....  | 13. |
| 4,335                  | 3,925                              | 4,000                           | 4,040                          | 3,550              | 2,915                 | 35 - 39 ans.....  | 14. |
| 3,330                  | 3,270                              | 2,920                           | 3,255                          | 3,305              | 2,410                 | 40 - 44 ans.....  | 15. |
| 2,450                  | 2,675                              | 2,455                           | 2,485                          | 2,615              | 2,220                 | 45 - 49 ans.....  | 16. |
| 2,125                  | 2,450                              | 2,465                           | 2,160                          | 2,280              | 2,000                 | 50 - 54 ans.....  | 17. |
| 1,890                  | 2,550                              | 2,790                           | 2,105                          | 2,130              | 2,130                 | 55 - 59 ans.....  | 18. |
| 1,635                  | 2,570                              | 2,625                           | 1,820                          | 1,740              | 2,205                 | 60 - 64 ans.....  | 19. |
| 2,280                  | 4,070                              | 4,010                           | 2,545                          | 2,160              | 3,600                 | 65 - 74 ans.....  | 20. |
| 1,090                  | 1,710                              | 2,030                           | 1,020                          | 840                | 1,610                 | 75 - 84 ans.....  | 21. |
| 200                    | 315                                | 445                             | 165                            | 185                | 330                   | 85 ans et plus.....                                     | 22. |
| 45,295                 | 50,840                             | 53,245                          | 42,385                         | 43,750             | 39,840                | <b>Femmes, total.....</b>                               | 23. |
| 3,985                  | 3,550                              | 2,785                           | 3,520                          | 2,635              | 2,580                 | 0 - 4 ans.....  | 24. |
| 3,710                  | 3,545                              | 2,230                           | 3,355                          | 2,325              | 2,785                 | 5 - 9 ans.....  | 25. |
| 3,460                  | 3,540                              | 2,210                           | 3,350                          | 2,400              | 2,840                 | 10 - 14 ans.....  | 26. |
| 740                    | 770                                | 480                             | 765                            | 595                | 615                   | 15 ans.....   | 27. |
| 695                    | 810                                | 520                             | 675                            | 605                | 660                   | 16 ans.....   | 28. |
| 680                    | 775                                | 555                             | 650                            | 580                | 625                   | 17 ans.....   | 29. |
| 32,020                 | 37,845                             | 44,470                          | 30,065                         | 34,510             | 29,735                | 18 ans et plus.....                                     | 30. |
| 1,140                  | 1,370                              | 1,360                           | 1,155                          | 1,160              | 1,040                 | 18 - 19 ans.....  | 31. |
| 3,130                  | 3,475                              | 5,400                           | 2,975                          | 3,965              | 2,510                 | 20 - 24 ans.....  | 32. |
| 4,095                  | 3,870                              | 5,625                           | 3,570                          | 4,315              | 2,710                 | 25 - 29 ans.....  | 33. |
| 4,510                  | 4,180                              | 4,270                           | 3,945                          | 3,900              | 3,045                 | 30 - 34 ans.....  | 34. |
| 4,175                  | 4,015                              | 3,690                           | 3,655                          | 3,835              | 2,985                 | 35 - 39 ans.....  | 35. |
| 3,040                  | 3,170                              | 2,845                           | 2,835                          | 3,295              | 2,570                 | 40 - 44 ans.....  | 36. |
| 2,210                  | 2,510                              | 2,530                           | 2,130                          | 2,705              | 2,130                 | 45 - 49 ans.....  | 37. |
| 1,865                  | 2,370                              | 2,575                           | 1,905                          | 2,330              | 1,945                 | 50 - 54 ans.....  | 38. |
| 1,810                  | 2,570                              | 2,900                           | 1,830                          | 2,110              | 2,215                 | 55 - 59 ans.....  | 39. |
| 1,705                  | 2,835                              | 3,075                           | 1,840                          | 1,900              | 2,440                 | 60 - 64 ans.....  | 40. |
| 2,680                  | 4,790                              | 5,655                           | 2,750                          | 2,930              | 3,925                 | 65 - 74 ans.....  | 41. |
| 1,250                  | 2,095                              | 3,355                           | 1,155                          | 1,560              | 1,740                 | 75 - 84 ans.....  | 42. |
| 420                    | 585                                | 1,185                           | 330                            | 605                | 480                   | 85 ans et plus.....                                     | 43. |
|                        |                                    |                                 |                                |                    |                       | <b>selon l'état matrimonial</b>                         |     |
| 38,310                 | 38,395                             | 39,800                          | 35,125                         | 34,255             | 29,780                | Célibataires (jamais marié(e)s), total.....             | 44. |
| 15,200                 | 16,780                             | 25,260                          | 14,380                         | 19,320             | 12,790                | Célibataires (jamais marié(e)s), 15<br>ans et plus..... | 45. |
| 45,550                 | 50,185                             | 46,465                          | 43,545                         | 40,730             | 40,595                | Marié(e)s.....  | 46. |
| 2,075                  | 2,630                              | 3,635                           | 2,140                          | 2,420              | 1,995                 | Séparé(e)s.....   | 47. |
| 3,335                  | 5,210                              | 7,710                           | 3,305                          | 4,040              | 4,040                 | Veufs (ves).....  | 48. |
| 2,545                  | 3,725                              | 5,385                           | 2,590                          | 3,640              | 2,650                 | Divorcé(e)s.....  | 49. |
|                        |                                    |                                 |                                |                    |                       | <b>selon la langue maternelle</b>                       |     |
| 89,435                 | 97,950                             | 99,020                          | 84,955                         | 82,885             | 76,845                | Réponses uniques.....                                   | 50. |
| 79,685                 | 88,700                             | 82,270                          | 76,860                         | 71,640             | 68,005                | Anglais.....  | 51. |
| 1,085                  | 980                                | 1,310                           | 1,310                          | 895                | 945                   | Français.....   | 52. |
| 8,655                  | 8,275                              | 15,440                          | 6,790                          | 10,355             | 7,895                 | Langues non officielles.....                            | 53. |
| 320                    | 375                                | 1,150                           | 640                            | 830                | 110                   | Italien.....  | 54. |
| 2,285                  | 1,600                              | 2,225                           | 1,345                          | 2,325              | 3,010                 | Allemand.....   | 55. |
| 565                    | 530                                | 2,130                           | 290                            | 895                | 200                   | Chinois.....  | 56. |
| 510                    | 420                                | 895                             | 335                            | 340                | 1,395                 | Ukrainien.....  | 57. |
| 80                     | 45                                 | 340                             | 65                             | 105                | 35                    | Portugais.....  | 58. |
| 4,900                  | 5,310                              | 8,705                           | 4,110                          | 5,865              | 3,145                 | Autres langues.....                                     | 59. |
| 2,380                  | 2,195                              | 3,975                           | 1,755                          | 2,205              | 2,235                 | Réponses multiples.....                                 | 60. |

## Selected Characteristics for Federal Electoral Districts (1987 Representation Order), 1986 Census - 100% data

| No.  | Characteristics  | Esquimalt -<br>Juan de Fuca | Fraser Valley<br>East (Est) | Fraser Valley<br>West (Ouest) | Kamloops | Kootenay East<br>(Est) | Kootenay West<br>(Ouest) -<br>Revelstoke |
|--|--|-----------------------------|-----------------------------|-------------------------------|----------|------------------------|--|
| <b>DWELLING CHARACTERISTICS</b>              |  |                             |                             |                               |          |                        |  |
| 1.   | Total number of occupied private dwellings.....            | 30,785                      | 29,520                      | 32,595                        | 28,345   | 25,470                 | 25,585                                   |
| by tenure                                    |  |                             |                             |                               |          |                        |  |
| 2.   | Owned.....   | 20,425                      | 20,345                      | 22,185                        | 19,700   | 19,195                 | 19,750                                   |
| 3.   | Rented.....  | 9,710                       | 8,465                       | 10,170                        | 8,650    | 6,115                  | 5,830                                    |
| 4.   | On reserve(1).....   | 655                         | 715                         | 245                           | -        | 160                    | -  |
| by type of dwelling                          |  |                             |                             |                               |          |                        |  |
| 5.   | Single-detached house.....                                 | 20,590                      | 22,430                      | 21,865                        | 18,925   | 19,130                 | 20,975                                   |
| 6.   | Apartment, 5 or more storeys.....                          | 320                         | 85                          | 395                           | 490      | -                      | 20                                       |
| 7.   | Movable dwelling.....                                      | 1,325                       | 1,490                       | 970                           | 1,845    | 2,330                  | 1,110                                    |
| 8.   | All other types(2).....                                    | 8,550                       | 5,520                       | 9,370                         | 7,085    | 4,005                  | 3,475                                    |
| <b>HOUSEHOLD CHARACTERISTICS</b>             |  |                             |                             |                               |          |                        |  |
| Private Households                           |  |                             |                             |                               |          |                        |  |
| 9.   | Total number of private households.....                    | 30,785                      | 29,520                      | 32,600                        | 28,345   | 25,465                 | 25,585                                   |
| by size of household                         |  |                             |                             |                               |          |                        |  |
| 10.  | 1 person.....  | 6,275                       | 5,980                       | 5,880                         | 5,470    | 5,190                  | 6,185                                    |
| 11.  | 2 persons.....   | 11,270                      | 10,020                      | 10,635                        | 8,970    | 8,150                  | 8,385                                    |
| 12.  | 3 persons.....   | 5,435                       | 4,705                       | 5,490                         | 5,040    | 4,310                  | 4,005                                    |
| 13.  | 4 - 5 persons.....   | 7,175                       | 7,645                       | 9,115                         | 7,980    | 7,095                  | 6,425                                    |
| 14.  | 6 - 9 persons.....   | 620                         | 1,140                       | 1,430                         | 870      | 710                    | 580                                      |
| 15.  | 10 or more persons.....                                    | 10                          | 35                          | 55                            | 10       | 15                     | -  |
| by number of families                        |  |                             |                             |                               |          |                        |  |
| 16.  | Non-family household.....                                  | 7,670                       | 7,050                       | 7,125                         | 6,715    | 6,015                  | 6,960                                    |
| 17.  | 1 census family.....                                       | 22,875                      | 22,250                      | 24,990                        | 21,430   | 19,315                 | 18,540                                   |
| 18.  | 2 or more census families.....                             | 240                         | 220                         | 485                           | 200      | 135                    | 80                                       |
| Persons in Private Households                |  |                             |                             |                               |          |                        |  |
| 19.  | Total.....   | 79,690                      | 80,960                      | 92,740                        | 78,230   | 69,505                 | 66,170                                   |
| 20.  | Average number of persons per household.....               | 2.6                         | 2.7                         | 2.8                           | 2.8      | 2.7                    | 2.6                                      |
| <b>CENSUS FAMILY CHARACTERISTICS</b>         |  |                             |                             |                               |          |                        |  |
| Census Families                              |  |                             |                             |                               |          |                        |  |
| 21.  | Total number of census families in private households..... | 23,355                      | 22,700                      | 26,000                        | 21,835   | 19,585                 | 18,705                                   |
| by size of family                            |  |                             |                             |                               |          |                        |  |
| 22.  | 2 persons.....   | 11,090                      | 10,060                      | 10,900                        | 8,850    | 8,145                  | 8,255                                    |
| 23.  | 3 persons.....   | 5,205                       | 4,455                       | 5,430                         | 4,835    | 4,090                  | 3,790                                    |
| 24.  | 4 persons.....   | 5,135                       | 5,095                       | 6,130                         | 5,605    | 5,010                  | 4,525                                    |
| 25.  | 5 or more persons.....                                     | 1,920                       | 3,095                       | 3,540                         | 2,545    | 2,340                  | 2,135                                    |
| by family structure and presence of children |  |                             |                             |                               |          |                        |  |
| 26.  | Number of husband-wife families.....                       | 20,455                      | 20,170                      | 22,975                        | 19,000   | 17,535                 | 16,705                                   |
| 27.  | With no children at home.....                              | 9,430                       | 8,645                       | 9,345                         | 7,350    | 6,985                  | 7,125                                    |
| 28.  | With children at home.....                                 | 11,025                      | 11,525                      | 13,625                        | 11,655   | 10,555                 | 9,580                                    |
| 29.  | 1 child at home.....                                       | 4,235                       | 3,685                       | 4,355                         | 3,880    | 3,455                  | 3,140                                    |
| 30.  | 2 children at home.....                                    | 4,915                       | 4,835                       | 5,825                         | 5,315    | 4,810                  | 4,355                                    |
| 31.  | 3 or more children at home.....                            | 1,880                       | 3,005                       | 3,445                         | 2,455    | 2,285                  | 2,080                                    |
| 32.  | Number of lone-parent families.....                        | 2,900                       | 2,535                       | 3,030                         | 2,835    | 2,050                  | 2,005                                    |
| 33.  | Male parent.....   | 480                         | 425                         | 470                           | 480      | 475                    | 395                                      |
| 34.  | 1 child at home.....                                       | 310                         | 275                         | 265                           | 280      | 285                    | 240                                      |
| 35.  | 2 children at home.....                                    | 140                         | 95                          | 145                           | 140      | 140                    | 125                                      |
| 36.  | 3 or more children at home.....                            | 30                          | 60                          | 60                            | 55       | 55                     | 35                                       |
| 37.  | Female parent.....   | 2,420                       | 2,110                       | 2,555                         | 2,355    | 1,570                  | 1,605                                    |
| 38.  | 1 child at home.....                                       | 1,350                       | 1,135                       | 1,280                         | 1,220    | 875                    | 885                                      |
| 39.  | 2 children at home.....                                    | 830                         | 675                         | 930                           | 815      | 495                    | 530                                      |
| 40.  | 3 or more children at home.....                            | 235                         | 290                         | 350                           | 320      | 200                    | 190                                      |

**Certaines caractéristiques des circonscriptions électorales fédérales (Ordonnance de représentation de 1987),  
recensement de 1986 - données intégrales**

| Mission -<br>Coquitlam   | Nanaimo<br>(Nanaimo) -<br>Cowichan | New<br>Westminster -<br>Burnaby | North Island -<br>Powell River | North<br>Vancouver | Okanagan -<br>Shuswap | Caractéristiques  | N°  |
|--|------------------------------------|---------------------------------|--------------------------------|--------------------|-----------------------|---|-----|
| <b>CARACTÉRISTIQUES DU LOGEMENT</b>                                  |                                    |                                 |                                |                    |                       |   |     |
| 30,545   | 38,345                             | 45,785                          | 31,655                         | 33,370             | 29,595                | Nombre total de logements privés occupés.....                           | 1.  |
| <b>selon le mode d'occupation</b>                                    |                                    |                                 |                                |                    |                       |   |     |
| 22,930   | 26,370                             | 19,125                          | 21,535                         | 19,010             | 21,125                | Possédé.....  | 2.  |
| 7,500  | 11,360                             | 26,665                          | 8,710                          | 14,255             | 7,860                 | Loué.....   | 3.  |
| 115  | 610                                | -                               | 1,405                          | 105                | 610                   | Dans une réserve (1).....   | 4.  |
| <b>selon le type de logement</b>                                     |                                    |                                 |                                |                    |                       |   |     |
| 24,285   | 29,215                             | 17,925                          | 24,690                         | 16,885             | 22,375                | Maison individuelle non attenante.....                                  | 5.  |
| 360  | 690                                | 7,040                           | 195                            | 2,255              | 135                   | Appartement, 5 étages ou plus.....                                      | 6.  |
| 600  | 975                                | 35                              | 1,675                          | 20                 | 2,050                 | Logement mobile.....  | 7.  |
| 5,300  | 7,460                              | 20,785                          | 5,095                          | 14,210             | 5,045                 | Tous autres types (2).....  | 8.  |
| <b>CARACTÉRISTIQUES DU MÉNAGE</b>                                    |                                    |                                 |                                |                    |                       |   |     |
| <b>Ménages privés</b>  |                                    |                                 |                                |                    |                       |   |     |
| 30,550   | 38,340                             | 45,785                          | 31,655                         | 33,370             | 29,600                | Nombre total de ménages privés.....                                     | 9.  |
| <b>selon la taille du ménage</b>                                     |                                    |                                 |                                |                    |                       |   |     |
| 4,730  | 8,885                              | 16,770                          | 6,740                          | 8,385              | 6,205                 | 1 personne.....   | 10. |
| 9,055  | 13,650                             | 15,755                          | 10,320                         | 11,105             | 10,840                | 2 personnes.....  | 11. |
| 5,790  | 6,020                              | 5,920                           | 5,255                          | 5,795              | 4,680                 | 3 personnes.....  | 12. |
| 9,800  | 8,730                              | 6,320                           | 8,385                          | 7,385              | 7,065                 | 4 - 5 personnes.....  | 13. |
| 1,145  | 1,020                              | 970                             | 935                            | 700                | 795                   | 6 - 9 personnes.....  | 14. |
| 25   | 35                                 | 50                              | 20                             | 10                 | 15                    | 10 personnes ou plus.....   | 15. |
| <b>selon le nombre de familles</b>                                   |                                    |                                 |                                |                    |                       |   |     |
| 5,805  | 10,325                             | 19,935                          | 7,925                          | 10,595             | 7,250                 | Ménage non familial.....  | 16. |
| 24,335   | 27,720                             | 25,290                          | 23,520                         | 22,410             | 22,155                | 1 famille de recensement.....   | 17. |
| 410  | 295                                | 565                             | 210                            | 365                | 185                   | 2 familles de recensement ou plus.....                                  | 18. |
| <b>Personnes dans les ménages privés</b>                             |                                    |                                 |                                |                    |                       |   |     |
| 89,880   | 98,530                             | 100,010                         | 85,180                         | 84,000             | 77,430                | Total.....  | 19. |
| 2.9  | 2.6                                | 2.2                             | 2.7                            | 2.5                | 2.6                   | Nombre moyen de personnes par ménage.....                               | 20. |
| <b>CARACTÉRISTIQUES DE LA FAMILLE DE<br/>RECENSEMENT</b>             |                                    |                                 |                                |                    |                       |   |     |
| <b>Familles de recensement</b>                                       |                                    |                                 |                                |                    |                       |   |     |
| 25,175   | 28,320                             | 26,460                          | 23,950                         | 23,155             | 22,535                | Nombre total de familles de recensement dans<br>les ménages privés..... | 21. |
| <b>selon la taille de la famille</b>                                 |                                    |                                 |                                |                    |                       |   |     |
| 9,420  | 13,645                             | 14,860                          | 10,240                         | 10,740             | 10,875                | 2 personnes.....  | 22. |
| 5,675  | 5,675                              | 5,350                           | 5,075                          | 5,270              | 4,370                 | 3 personnes.....  | 23. |
| 6,865  | 6,145                              | 4,310                           | 5,910                          | 5,210              | 4,895                 | 4 personnes.....  | 24. |
| 3,215  | 2,850                              | 1,945                           | 2,720                          | 1,930              | 2,395                 | 5 personnes ou plus.....  | 25. |
| <b>selon la structure de la famille et la<br/>présence d'enfants</b> |                                    |                                 |                                |                    |                       |   |     |
| 22,335   | 24,560                             | 22,550                          | 21,235                         | 19,960             | 19,875                | Nombre de familles époux-épouse.....                                    | 26. |
| 7,930  | 11,540                             | 12,265                          | 8,790                          | 8,730              | 9,435                 | Sans enfants à la maison.....   | 27. |
| 14,405   | 13,015                             | 10,280                          | 12,445                         | 11,230             | 10,435                | Avec enfants à la maison.....   | 28. |
| 4,665  | 4,490                              | 4,330                           | 4,185                          | 4,320              | 3,525                 | 1 enfant à la maison.....   | 29. |
| 6,620  | 5,785                              | 4,075                           | 5,630                          | 5,020              | 4,610                 | 2 enfants à la maison.....  | 30. |
| 3,125  | 2,745                              | 1,880                           | 2,635                          | 1,890              | 2,305                 | 3 enfants ou plus à la maison.....                                      | 31. |
| 2,840  | 3,755                              | 3,915                           | 2,710                          | 3,195              | 2,660                 | Nombre de familles monoparentales.....                                  | 32. |
| 540  | 675                                | 630                             | 630                            | 540                | 455                   | Parent de sexe masculin.....  | 33. |
| 335  | 430                                | 435                             | 400                            | 370                | 275                   | 1 enfant à la maison.....   | 34. |
| 160  | 170                                | 140                             | 160                            | 140                | 130                   | 2 enfants à la maison.....  | 35. |
| 45   | 70                                 | 55                              | 65                             | 35                 | 50                    | 3 enfants ou plus à la maison.....                                      | 36. |
| 2,300  | 3,080                              | 3,280                           | 2,085                          | 2,655              | 2,205                 | Parent de sexe féminin.....   | 37. |
| 1,165  | 1,670                              | 2,155                           | 1,050                          | 1,640              | 1,165                 | 1 enfant à la maison.....   | 38. |
| 850  | 1,020                              | 875                             | 735                            | 810                | 720                   | 2 enfants à la maison.....  | 39. |
| 285  | 395                                | 240                             | 305                            | 205                | 320                   | 3 enfants ou plus à la maison.....                                      | 40. |

## Selected Characteristics for Federal Electoral Districts (1987 Representation Order), 1986 Census - 100% data

| No.  | Characteristics  | Esquimalt -<br>Juan de Fuca | Fraser Valley<br>East (Est) | Fraser Valley<br>West (Ouest) | Kamloops | Kootenay East<br>(Est) | Kootenay West<br>(Ouest) -<br>Revelstoke |
|--|--|-----------------------------|-----------------------------|-------------------------------|----------|------------------------|--|
| <b>CENSUS FAMILY CHARACTERISTICS<br/>(concluded)</b> |  |                             |                             |                               |          |                        |  |
| <b>Children in Census Families</b>                   |  |                             |                             |                               |          |                        |  |
| 1.   | Total number of children at home.....                        | 24,660                      | 27,755                      | 32,605                        | 27,245   | 23,945                 | 21,815                                   |
| by age   |  |                             |                             |                               |          |                        |  |
| 2.   | Under 6 years of age.....                                    | 7,275                       | 8,065                       | 9,505                         | 6,890    | 6,710                  | 6,000                                    |
| 3.   | 6 - 14 years.....  | 9,535                       | 10,940                      | 12,690                        | 11,260   | 10,065                 | 8,735                                    |
| 4.   | 15 - 17 years.....   | 3,260                       | 3,645                       | 4,340                         | 4,090    | 3,355                  | 3,135                                    |
| 5.   | 18 - 24 years.....   | 3,560                       | 4,050                       | 4,910                         | 4,115    | 3,150                  | 3,165                                    |
| 6.   | 25 years and over.....                                       | 1,025                       | 1,055                       | 1,160                         | 900      | 665                    | 775                                      |
| 7.   | Average number of children per census family(3).....         | 1.1                         | 1.2                         | 1.3                           | 1.2      | 1.2                    | 1.2                                      |
| <b>Persons in Private Households</b>                 |  |                             |                             |                               |          |                        |  |
| by census family status and living arrangements      |  |                             |                             |                               |          |                        |  |
| 8.   | Total number of persons.....                                 | 79,695                      | 80,960                      | 92,735                        | 78,230   | 69,505                 | 66,170                                   |
| 9.   | Number of non-family persons.....                            | 11,220                      | 10,335                      | 11,160                        | 10,145   | 8,440                  | 8,945                                    |
| 10.  | Living with relatives (4).....                               | 1,955                       | 2,050                       | 2,435                         | 1,825    | 1,465                  | 1,255                                    |
| 11.  | Living with non-relatives only.....                          | 2,995                       | 2,305                       | 2,845                         | 2,845    | 1,790                  | 1,510                                    |
| 12.  | Living alone.....  | 6,275                       | 5,980                       | 5,880                         | 5,470    | 5,190                  | 6,180                                    |
| 13.  | Number of family persons.....                                | 68,470                      | 70,625                      | 81,575                        | 68,085   | 61,060                 | 57,220                                   |
| 14.  | Average number of persons per census family.....             | 2.9                         | 3.1                         | 3.1                           | 3.1      | 3.1                    | 3.1                                      |
| 15.  | Total number of persons 65 years and over.....               | 9,115                       | 9,650                       | 11,070                        | 5,875    | 6,695                  | 8,005                                    |
| 16.  | Number of non-family persons 65 years and over.....          | 3,000                       | 3,175                       | 3,550                         | 2,160    | 2,380                  | 2,940                                    |
| 17.  | Living with relatives (4).....                               | 505                         | 505                         | 630                           | 385      | 330                    | 380                                      |
| 18.  | Living with non-relatives only.....                          | 165                         | 185                         | 185                           | 140      | 100                    | 110                                      |
| 19.  | Living alone.....  | 2,330                       | 2,490                       | 2,740                         | 1,630    | 1,955                  | 2,450                                    |
| 20.  | Number of family persons 65 years and over.....              | 6,115                       | 6,480                       | 7,520                         | 3,715    | 4,315                  | 5,065                                    |
| <b>ECONOMIC FAMILY CHARACTERISTICS</b>               |  |                             |                             |                               |          |                        |  |
| <b>Economic Families</b>                             |  |                             |                             |                               |          |                        |  |
| 21.  | Total number of economic families in private households..... | 23,595                      | 22,920                      | 25,980                        | 22,015   | 19,755                 | 18,910                                   |
| by size of family                                    |  |                             |                             |                               |          |                        |  |
| 22.  | 2 persons.....   | 10,845                      | 9,780                       | 10,380                        | 8,590    | 7,925                  | 8,155                                    |
| 23.  | 3 persons.....   | 5,280                       | 4,585                       | 5,370                         | 4,870    | 4,185                  | 3,880                                    |
| 24.  | 4 persons.....   | 5,230                       | 5,130                       | 6,115                         | 5,695    | 5,040                  | 4,565                                    |
| 25.  | 5 or more persons.....                                       | 2,240                       | 3,430                       | 4,110                         | 2,860    | 2,595                  | 2,315                                    |
| <b>Persons in Private Households</b>                 |  |                             |                             |                               |          |                        |  |
| 26.  | Total.....   | 79,690                      | 80,955                      | 92,740                        | 78,225   | 69,505                 | 66,170                                   |
| 27.  | Number of unattached individuals.....                        | 9,265                       | 8,280                       | 8,725                         | 8,315    | 6,980                  | 7,695                                    |
| 28.  | Number of economic family persons.....                       | 70,425                      | 72,675                      | 84,010                        | 69,905   | 62,520                 | 58,475                                   |
| 29.  | Average number of persons per economic family.....           | 3.0                         | 3.2                         | 3.2                           | 3.2      | 3.2                    | 3.1                                      |

**Certaines caractéristiques des circonscriptions électorales fédérales (Ordonnance de représentation de 1987),  
recensement de 1986 - données intégrales**

| Mission -<br>Coquitlam   | Nanaimo<br>(Nanaïmo) -<br>Cowichan | New<br>Westminster -<br>Burnaby | North Island -<br>Powell River | North<br>Vancouver | Okanagan -<br>Shuswap | Caractéristiques   | N°  |
|--|------------------------------------|---------------------------------|--------------------------------|--------------------|-----------------------|--|-----|
| <b>CARACTÉRISTIQUES DE LA FAMILLE DE<br/>RECENSEMENT<br/>(fin)</b>                               |                                    |                                 |                                |                    |                       |  |     |
| <b>Enfants dans les familles de recensement</b>  |                                    |                                 |                                |                    |                       |  |     |
| 32,725   | 31,205                             | 24,280                          | 28,560                         | 25,130             | 24,785                | Nombre total d'enfants à la maison.....                              | 1.  |
| <b>selon l'âge</b>   |                                    |                                 |                                |                    |                       |  |     |
| 9,575  | 8,405                              | 6,495                           | 8,330                          | 6,315              | 6,350                 | Moins de 6 ans.....  | 2.  |
| 13,090   | 12,615                             | 7,670                           | 11,780                         | 8,360              | 10,230                | 6 - 14 ans.....  | 3.  |
| 4,210  | 4,355                              | 2,930                           | 3,975                          | 3,445              | 3,590                 | 15 - 17 ans.....   | 4.  |
| 4,700  | 4,650                              | 5,015                           | 3,640                          | 5,410              | 3,670                 | 18 - 24 ans.....   | 5.  |
| 1,150  | 1,180                              | 2,160                           | 830                            | 1,595              | 945                   | 25 ans et plus.....  | 6.  |
| 1.3  | 1.1                                | 0.9                             | 1.2                            | 1.1                | 1.1                   | Nombre moyen d'enfants par famille de<br>recensement (3).....        | 7.  |
| <b>Personnes dans les ménages privés</b>   |                                    |                                 |                                |                    |                       |  |     |
| <b>selon la situation des particuliers dans<br/>la famille de recensement et modalité de vie</b> |                                    |                                 |                                |                    |                       |  |     |
| 89,880   | 98,535                             | 100,010                         | 85,185                         | 84,000             | 77,430                | Nombre total de personnes.....                                       | 8.  |
| 9,640  | 14,450                             | 26,720                          | 11,440                         | 15,760             | 10,240                | Nombre de personnes hors famille.....                                | 9.  |
| 2,320  | 2,625                              | 3,820                           | 2,145                          | 2,605              | 1,800                 | Vivant avec des personnes apparentées (4)....                        | 10. |
| 2,590  | 2,940                              | 6,130                           | 2,550                          | 4,770              | 2,230                 | Vivant avec des personnes non apparentées<br>seulement.....          | 11. |
| 4,735  | 8,885                              | 16,770                          | 6,740                          | 8,380              | 6,205                 | Vivant seules.....   | 12. |
| 80,240   | 84,080                             | 73,285                          | 73,745                         | 68,240             | 67,190                | Nombre de personnes dans les familles.....                           | 13. |
| 3.2  | 3.0                                | 2.8                             | 3.1                            | 2.9                | 3.0                   | Nombre moyen de personnes par famille de<br>recensement.....         | 14. |
| 7,250  | 12,785                             | 15,250                          | 7,520                          | 7,530              | 10,960                | Nombre total de personnes de 65 ans et plus...<br>et plus.....       | 15. |
| 2,580  | 4,470                              | 6,885                           | 2,640                          | 3,230              | 3,485                 | Nombre de personnes hors famille de 65 ans<br>et plus.....           | 16. |
| 585  | 670                                | 940                             | 405                            | 625                | 495                   | Vivant avec des personnes apparentées (4)....                        | 17. |
| 145  | 220                                | 310                             | 175                            | 165                | 230                   | Vivant avec des personnes non apparentées<br>seulement.....          | 18. |
| 1,845  | 3,575                              | 5,635                           | 2,060                          | 2,440              | 2,760                 | Vivant seules.....   | 19. |
| 4,675  | 8,315                              | 8,365                           | 4,880                          | 4,305              | 7,475                 | Nombre de personnes de 65 ans et plus dans<br>les familles.....      | 20. |
| <b>CARACTÉRISTIQUES DE LA FAMILLE<br/>ÉCONOMIQUE</b>   |                                    |                                 |                                |                    |                       |  |     |
| <b>Familles économiques</b>  |                                    |                                 |                                |                    |                       |  |     |
| 25,190   | 28,570                             | 26,895                          | 24,150                         | 23,430             | 22,745                | Nombre total de familles économiques dans les<br>ménages privés..... | 21. |
| <b>selon la taille de la famille</b>   |                                    |                                 |                                |                    |                       |  |     |
| 8,920  | 13,265                             | 14,515                          | 9,960                          | 10,385             | 10,605                | 2 personnes.....   | 22. |
| 5,655  | 5,815                              | 5,475                           | 5,105                          | 5,370              | 4,515                 | 3 personnes.....   | 23. |
| 6,820  | 6,185                              | 4,300                           | 5,995                          | 5,235              | 4,935                 | 4 personnes.....   | 24. |
| 3,795  | 3,305                              | 2,610                           | 3,080                          | 2,440              | 2,685                 | 5 personnes ou plus.....   | 25. |
| <b>Personnes dans les ménages privés</b>   |                                    |                                 |                                |                    |                       |  |     |
| 89,880   | 98,530                             | 100,010                         | 85,185                         | 84,000             | 77,430                | Total.....   | 26. |
| 7,320  | 11,825                             | 22,905                          | 9,285                          | 13,155             | 8,440                 | Nombre de personnes seules.....                                      | 27. |
| 82,555   | 86,705                             | 77,105                          | 75,890                         | 70,845             | 68,990                | Nombre de personnes dans la famille<br>économique.....               | 28. |
| 3.3  | 3.0                                | 2.9                             | 3.1                            | 3.0                | 3.0                   | Nombre moyen de personnes par famille<br>économique.....             | 29. |

Selected Characteristics for Federal Electoral Districts (1987 Representation Order), 1986 Census - 100% data

| No.                               | Characteristics  | Okanagan -<br>Similkameen -<br>Merritt | Okanagan<br>Centre | Port Moody -<br>Coquitlam | Prince George<br>- Bulkley<br>Valley | Prince George<br>- Peace River | Richmond |
|-----------------------------------|--|--|--------------------|---------------------------|--------------------------------------|--------------------------------|----------|
| <b>POPULATION CHARACTERISTICS</b> |  |  |                    |                           |                                      |                                |          |
| 1.                                | Total population.....                                    | 78,860                                 | 89,730             | 93,180                    | 86,180                               | 87,930                         | 108,495  |
| <b>by sex and age</b>             |  |  |                    |                           |                                      |                                |          |
| 2.                                | Male, total.....   | 39,050                                 | 43,690             | 46,320                    | 44,355                               | 45,475                         | 53,160   |
| 3.                                | 0 - 4 years.....   | 2,610                                  | 2,840              | 3,795                     | 4,230                                | 4,535                          | 4,000    |
| 4.                                | 5 - 9 years.....   | 2,610                                  | 2,850              | 3,120                     | 4,155                                | 4,185                          | 3,735    |
| 5.                                | 10 - 14 years.....                                       | 2,710                                  | 3,045              | 3,220                     | 4,095                                | 3,795                          | 3,580    |
| 6.                                | 15 years.....  | 630                                    | 720                | 775                       | 815                                  | 795                            | 810      |
| 7.                                | 16 years.....  | 595                                    | 730                | 795                       | 865                                  | 815                            | 825      |
| 8.                                | 17 years.....  | 595                                    | 715                | 765                       | 795                                  | 785                            | 775      |
| 9.                                | 18 years and over.....                                   | 29,300                                 | 32,795             | 33,850                    | 29,395                               | 30,560                         | 39,430   |
| 10.                               | 18 - 19 years.....                                       | 1,045                                  | 1,305              | 1,425                     | 1,485                                | 1,370                          | 1,640    |
| 11.                               | 20 - 24 years.....                                       | 2,430                                  | 3,135              | 4,175                     | 3,690                                | 3,990                          | 4,360    |
| 12.                               | 25 - 29 years.....                                       | 2,545                                  | 2,895              | 4,320                     | 4,115                                | 4,665                          | 4,560    |
| 13.                               | 30 - 34 years.....                                       | 2,665                                  | 3,045              | 4,335                     | 4,160                                | 4,440                          | 4,580    |
| 14.                               | 35 - 39 years.....                                       | 2,785                                  | 3,200              | 4,050                     | 3,905                                | 3,685                          | 4,905    |
| 15.                               | 40 - 44 years.....                                       | 2,165                                  | 2,685              | 3,410                     | 2,945                                | 2,895                          | 4,065    |
| 16.                               | 45 - 49 years.....                                       | 2,035                                  | 2,385              | 2,815                     | 2,430                                | 2,290                          | 3,370    |
| 17.                               | 50 - 54 years.....                                       | 2,045                                  | 2,255              | 2,570                     | 2,060                                | 2,085                          | 2,980    |
| 18.                               | 55 - 59 years.....                                       | 2,215                                  | 2,370              | 2,200                     | 1,675                                | 1,765                          | 2,590    |
| 19.                               | 60 - 64 years.....                                       | 2,335                                  | 2,470              | 1,590                     | 1,240                                | 1,260                          | 2,200    |
| 20.                               | 65 - 74 years.....                                       | 4,460                                  | 4,470              | 2,025                     | 1,210                                | 1,380                          | 2,940    |
| 21.                               | 75 - 84 years.....                                       | 2,130                                  | 2,145              | 770                       | 405                                  | 600                            | 1,045    |
| 22.                               | 85 years and over.....                                   | 445                                    | 430                | 180                       | 75                                   | 130                            | 200      |
| 23.                               | Female, total.....                                       | 39,810                                 | 46,035             | 46,855                    | 41,825                               | 42,460                         | 55,335   |
| 24.                               | 0 - 4 years.....   | 2,420                                  | 2,665              | 3,625                     | 4,060                                | 4,230                          | 3,725    |
| 25.                               | 5 - 9 years.....   | 2,415                                  | 2,710              | 2,995                     | 4,090                                | 3,860                          | 3,570    |
| 26.                               | 10 - 14 years.....                                       | 2,530                                  | 2,875              | 3,055                     | 3,870                                | 3,680                          | 3,530    |
| 27.                               | 15 years.....  | 610                                    | 690                | 695                       | 795                                  | 830                            | 765      |
| 28.                               | 16 years.....  | 570                                    | 685                | 750                       | 740                                  | 765                            | 755      |
| 29.                               | 17 years.....  | 570                                    | 665                | 720                       | 780                                  | 735                            | 755      |
| 30.                               | 18 years and over.....                                   | 30,700                                 | 35,755             | 35,025                    | 27,480                               | 28,355                         | 42,230   |
| 31.                               | 18 - 19 years.....                                       | 885                                    | 1,200              | 1,425                     | 1,370                                | 1,360                          | 1,535    |
| 32.                               | 20 - 24 years.....                                       | 2,300                                  | 3,045              | 4,070                     | 3,655                                | 3,835                          | 4,370    |
| 33.                               | 25 - 29 years.....                                       | 2,670                                  | 3,130              | 4,435                     | 4,060                                | 4,685                          | 4,725    |
| 34.                               | 30 - 34 years.....                                       | 2,825                                  | 3,420              | 4,430                     | 4,245                                | 4,165                          | 5,055    |
| 35.                               | 35 - 39 years.....                                       | 2,770                                  | 3,490              | 4,200                     | 3,700                                | 3,400                          | 5,385    |
| 36.                               | 40 - 44 years.....                                       | 2,300                                  | 2,820              | 3,440                     | 2,750                                | 2,560                          | 4,180    |
| 37.                               | 45 - 49 years.....                                       | 2,070                                  | 2,505              | 2,885                     | 2,050                                | 1,990                          | 3,275    |
| 38.                               | 50 - 54 years.....                                       | 2,000                                  | 2,355              | 2,300                     | 1,660                                | 1,680                          | 2,855    |
| 39.                               | 55 - 59 years.....                                       | 2,335                                  | 2,700              | 2,055                     | 1,315                                | 1,370                          | 2,625    |
| 40.                               | 60 - 64 years.....                                       | 2,720                                  | 2,950              | 1,735                     | 975                                  | 1,110                          | 2,540    |
| 41.                               | 65 - 74 years.....                                       | 4,865                                  | 5,140              | 2,430                     | 1,150                                | 1,430                          | 3,580    |
| 42.                               | 75 - 84 years.....                                       | 2,310                                  | 2,350              | 1,225                     | 420                                  | 595                            | 1,620    |
| 43.                               | 85 years and over.....                                   | 645                                    | 665                | 400                       | 125                                  | 175                            | 490      |
| <b>by marital status</b>          |  |  |                    |                           |                                      |                                |          |
| 44.                               | Single (never married), total.....                       | 27,615                                 | 31,895             | 38,655                    | 40,455                               | 40,320                         | 43,255   |
| 45.                               | Single (never married), 15 years of age<br>and over..... | 12,320                                 | 14,915             | 18,850                    | 15,950                               | 16,040                         | 21,110   |
| 46.                               | Married.....   | 41,665                                 | 47,690             | 45,640                    | 39,745                               | 41,245                         | 55,100   |
| 47.                               | Separated.....   | 2,055                                  | 2,290              | 2,350                     | 2,060                                | 2,070                          | 2,270    |
| 48.                               | Widowed.....   | 5,030                                  | 4,870              | 3,395                     | 1,895                                | 2,205                          | 4,455    |
| 49.                               | Divorced.....  | 2,500                                  | 2,990              | 3,140                     | 2,030                                | 2,090                          | 3,405    |
| <b>by mother tongue</b>           |  |  |                    |                           |                                      |                                |          |
| 50.                               | Single responses.....                                    | 76,210                                 | 86,615             | 90,350                    | 83,240                               | 85,775                         | 103,430  |
| 51.                               | English.....   | 64,835                                 | 73,695             | 77,480                    | 73,005                               | 76,855                         | 80,270   |
| 52.                               | French.....  | 1,235                                  | 1,340              | 2,030                     | 1,305                                | 1,450                          | 1,105    |
| 53.                               | Non-official languages.....                              | 10,145                                 | 11,575             | 10,845                    | 8,930                                | 7,465                          | 22,050   |
| 54.                               | Italian.....   | 400                                    | 570                | 680                       | 440                                  | 245                            | 415      |
| 55.                               | German.....  | 2,650                                  | 5,435              | 1,940                     | 2,665                                | 3,015                          | 3,440    |
| 56.                               | Chinese.....   | 140                                    | 225                | 1,710                     | 310                                  | 295                            | 6,315    |
| 57.                               | Ukrainian.....   | 660                                    | 1,435              | 585                       | 490                                  | 550                            | 725      |
| 58.                               | Portuguese.....  | 980                                    | 100                | 175                       | 330                                  | 125                            | 270      |
| 59.                               | Other languages.....                                     | 5,310                                  | 3,815              | 5,745                     | 4,695                                | 3,240                          | 10,885   |
| 60.                               | Multiple responses.....                                  | 2,655                                  | 3,120              | 2,830                     | 2,935                                | 2,155                          | 5,065    |

See note(s) and footnote(s) at end of publication.



Certaines caractéristiques des circonscriptions électorales fédérales (Ordonnance de représentation de 1987),  
recensement de 1986 - données intégrales

| Saanich - Gulf Islands (Les Îles-du-Golfe) | Skeena | Surrey - White Rock | Surrey North (Nord) | Vancouver Centre | Vancouver East (Est) | Caractéristiques                                     | N°  |
|--|--------|---------------------|---------------------|------------------|----------------------|--|-----|
|  |        |                     |                     |                  |                      | <b>CARACTÉRISTIQUES DE LA POPULATION</b>             |     |
| 100,510                                    | 74,310 | 103,495             | 107,050             | 104,345          | 99,885               | Population totale.....                               | 1.  |
|  |        |                     |                     |                  |                      | <b>selon le sexe et l'âge</b>                        |     |
| 49,070                                     | 38,805 | 50,955              | 53,320              | 49,835           | 51,735               | Hommes, total.....                                   | 2.  |
| 3,020                                      | 3,730  | 4,165               | 5,220               | 1,385            | 2,995                | 0 - 4 ans.....                                       | 3.  |
| 3,165                                      | 3,585  | 3,940               | 4,355               | 1,060            | 2,415                | 5 - 9 ans.....                                       | 4.  |
| 3,395                                      | 3,465  | 3,735               | 3,715               | 1,055            | 2,530                | 10 - 14 ans.....                                     | 5.  |
| 765  | 750    | 810                 | 805                 | 255              | 590                  | 15 ans.....  | 6.  |
| 825  | 755    | 780                 | 810                 | 265              | 585                  | 16 ans.....  | 7.  |
| 720  | 710    | 755                 | 735                 | 265              | 650                  | 17 ans.....  | 8.  |
| 37,180                                     | 25,810 | 36,765              | 37,675              | 45,550           | 41,965               | 18 ans et plus.....                                  | 9.  |
| 1,425                                      | 1,235  | 1,325               | 1,535               | 770              | 1,365                | 18 - 19 ans.....                                     | 10. |
| 3,425                                      | 3,110  | 3,225               | 4,705               | 4,845            | 5,080                | 20 - 24 ans.....                                     | 11. |
| 3,170                                      | 2,540  | 3,575               | 5,345               | 7,605            | 5,650                | 25 - 29 ans.....                                     | 12. |
| 3,530                                      | 2,765  | 4,275               | 5,215               | 7,305            | 5,030                | 30 - 34 ans.....                                     | 13. |
| 4,135                                      | 3,155  | 4,470               | 4,600               | 5,975            | 4,445                | 35 - 39 ans.....                                     | 14. |
| 3,390                                      | 2,775  | 3,655               | 3,310               | 3,880            | 2,835                | 40 - 44 ans.....                                     | 15. |
| 2,730                                      | 2,070  | 2,760               | 2,625               | 2,615            | 2,800                | 45 - 49 ans.....                                     | 16. |
| 2,655                                      | 1,760  | 2,280               | 2,375               | 2,230            | 3,085                | 50 - 54 ans.....                                     | 17. |
| 2,770                                      | 1,525  | 2,265               | 2,210               | 2,445            | 2,920                | 55 - 59 ans.....                                     | 18. |
| 3,045                                      | 1,040  | 2,395               | 1,900               | 2,255            | 2,655                | 60 - 64 ans.....                                     | 19. |
| 4,775                                      | 1,120  | 4,235               | 2,575               | 3,260            | 3,645                | 65 - 74 ans.....                                     | 20. |
| 1,835                                      | 420    | 1,895               | 1,060               | 1,865            | 1,955                | 75 - 84 ans.....                                     | 21. |
| 295  | 100    | 410                 | 215                 | 495              | 485                  | 85 ans et plus.....                                  | 22. |
| 51,440                                     | 35,510 | 52,545              | 53,730              | 54,510           | 48,150               | Femmes, total.....                                   | 23. |
| 2,875                                      | 3,580  | 3,795               | 4,910               | 1,410            | 2,810                | 0 - 4 ans.....                                       | 24. |
| 3,080                                      | 3,285  | 3,830               | 4,180               | 1,025            | 2,400                | 5 - 9 ans.....                                       | 25. |
| 3,210                                      | 3,225  | 3,585               | 3,650               | 1,025            | 2,260                | 10 - 14 ans.....                                     | 26. |
| 765  | 705    | 795                 | 735                 | 280              | 580                  | 15 ans.....  | 27. |
| 770  | 690    | 735                 | 790                 | 275              | 575                  | 16 ans.....  | 28. |
| 685  | 635    | 730                 | 750                 | 295              | 585                  | 17 ans.....  | 29. |
| 40,065                                     | 23,375 | 39,070              | 38,725              | 50,205           | 38,940               | 18 ans et plus.....                                  | 30. |
| 1,325                                      | 1,160  | 1,250               | 1,490               | 990              | 1,375                | 18 - 19 ans.....                                     | 31. |
| 3,130                                      | 3,040  | 3,095               | 4,770               | 6,100            | 4,790                | 20 - 24 ans.....                                     | 32. |
| 3,380                                      | 3,540  | 3,985               | 5,690               | 8,415            | 5,230                | 25 - 29 ans.....                                     | 33. |
| 4,050                                      | 3,530  | 4,600               | 5,170               | 6,775            | 4,435                | 30 - 34 ans.....                                     | 34. |
| 4,370                                      | 3,095  | 4,660               | 4,370               | 5,080            | 3,595                | 35 - 39 ans.....                                     | 35. |
| 3,520                                      | 2,295  | 3,465               | 3,050               | 3,260            | 2,435                | 40 - 44 ans.....                                     | 36. |
| 2,790                                      | 1,660  | 2,480               | 2,550               | 2,345            | 2,390                | 45 - 49 ans.....                                     | 37. |
| 2,695                                      | 1,390  | 2,235               | 2,275               | 2,150            | 2,320                | 50 - 54 ans.....                                     | 38. |
| 3,075                                      | 1,175  | 2,375               | 2,250               | 2,365            | 2,465                | 55 - 59 ans.....                                     | 39. |
| 3,470                                      | 890    | 2,790               | 2,165               | 2,525            | 2,430                | 60 - 64 ans.....                                     | 40. |
| 5,405                                      | 1,015  | 5,020               | 3,115               | 5,115            | 4,255                | 65 - 74 ans.....                                     | 41. |
| 2,185                                      | 460    | 2,415               | 1,440               | 3,650            | 2,480                | 75 - 84 ans.....                                     | 42. |
| 655  | 130    | 705                 | 390                 | 1,435            | 750                  | 85 ans et plus.....                                  | 43. |
|  |        |                     |                     |                  |                      | <b>selon l'état matrimonial</b>                      |     |
| 36,430                                     | 35,220 | 39,415              | 44,610              | 49,160           | 45,870               | Célibataires (jamais marié(e)s), total.....          | 44. |
| 17,680                                     | 14,355 | 16,360              | 18,580              | 42,195           | 30,455               | Célibataires (jamais marié(e)s), 15 ans et plus..... | 45. |
| 54,205                                     | 33,910 | 53,930              | 51,625              | 34,180           | 38,185               | Marié(e)s.....                                       | 46. |
| 2,045                                      | 1,765  | 2,305               | 3,210               | 4,735            | 3,700                | Séparé(e)s.....                                      | 47. |
| 4,795                                      | 1,855  | 4,910               | 4,085               | 7,315            | 7,110                | Veufs (ves).....                                     | 48. |
| 3,030                                      | 1,555  | 2,935               | 3,530               | 8,950            | 5,020                | Divorcé(e)s.....                                     | 49. |
|  |        |                     |                     |                  |                      | <b>selon la langue maternelle</b>                    |     |
| 98,355                                     | 71,530 | 100,945             | 102,265             | 100,650          | 93,450               | Réponses uniques.....                                | 50. |
| 88,240                                     | 60,525 | 89,125              | 84,785              | 82,550           | 49,065               | Anglais.....   | 51. |
| 850  | 1,195  | 1,085               | 1,330               | 2,805            | 1,560                | Français.....  | 52. |
| 9,260                                      | 9,810  | 10,735              | 16,150              | 15,290           | 42,830               | Langues non officielles.....                         | 53. |
| 375  | 655    | 365                 | 565                 | 545              | 5,130                | Italien.....   | 54. |
| 1,755                                      | 1,610  | 3,275               | 2,670               | 2,795            | 1,180                | Allemand.....  | 55. |
| 1,710                                      | 500    | 660                 | 1,185               | 1,815            | 21,980               | Chinois.....   | 56. |
| 375  | 270    | 705                 | 875                 | 715              | 830                  | Ukrainien.....                                       | 57. |
| 515  | 1,575  | 65                  | 200                 | 155              | 1,330                | Portugais.....                                       | 58. |
| 4,530                                      | 5,200  | 5,665               | 10,655              | 9,260            | 12,370               | Autres langues.....                                  | 59. |
| 2,155                                      | 2,775  | 2,555               | 4,785               | 3,700            | 6,430                | Réponses multiples.....                              | 60. |

## Selected Characteristics for Federal Electoral Districts (1987 Representation Order), 1986 Census - 100% data

| No.  | Characteristics  | Okanagan -<br>Similkameen -<br>Merritt | Okanagan<br>Centre | Port Moody -<br>Coquitlam | Prince George<br>- Bulkley<br>Valley | Prince George<br>- Peace River | Richmond |
|--|--|--|--------------------|---------------------------|--------------------------------------|--------------------------------|----------|
| <b>DWELLING CHARACTERISTICS</b>              |  |  |                    |                           |                                      |                                |          |
| 1.   | Total number of occupied private dwellings.....            | 31,265                                 | 34,525             | 32,390                    | 27,810                               | 29,320                         | 38,120   |
| by tenure                                    |  |  |                    |                           |                                      |                                |          |
| 2.   | Owned.....   | 21,790                                 | 23,170             | 21,680                    | 19,100                               | 19,325                         | 25,440   |
| 3.   | Rented.....  | 8,645                                  | 9,865              | 10,710                    | 8,135                                | 9,675                          | 12,675   |
| 4.   | On reserve (1).....  | 835                                    | 1,490              | -                         | 575                                  | 320                            | -        |
| by type of dwelling                          |  |  |                    |                           |                                      |                                |          |
| 5.   | Single-detached house.....                                 | 23,585                                 | 24,845             | 20,090                    | 20,125                               | 20,650                         | 22,720   |
| 6.   | Apartment, 5 or more storeys.....                          | 290                                    | 355                | 610                       | 140                                  | 250                            | 930      |
| 7.   | Movable dwelling.....                                      | 1,550                                  | 1,070              | 565                       | 1,810                                | 2,795                          | 75       |
| 8.   | All other types (2).....                                   | 5,835                                  | 8,255              | 11,120                    | 5,735                                | 5,635                          | 14,390   |
| <b>HOUSEHOLD CHARACTERISTICS</b>             |  |  |                    |                           |                                      |                                |          |
| Private Households                           |  |  |                    |                           |                                      |                                |          |
| 9.   | Total number of private households.....                    | 31,265                                 | 34,525             | 32,390                    | 27,810                               | 29,320                         | 38,115   |
| by size of household                         |  |  |                    |                           |                                      |                                |          |
| 10.  | 1 person.....  | 7,505                                  | 7,130              | 5,695                     | 4,535                                | 5,380                          | 6,700    |
| 11.  | 2 persons.....   | 12,270                                 | 13,520             | 9,930                     | 7,080                                | 7,830                          | 12,325   |
| 12.  | 3 persons.....   | 4,415                                  | 5,560              | 6,390                     | 5,150                                | 5,335                          | 7,035    |
| 13.  | 4 - 5 persons.....   | 6,365                                  | 7,585              | 9,485                     | 9,565                                | 9,435                          | 10,520   |
| 14.  | 6 - 9 persons.....   | 695                                    | 725                | 875                       | 1,420                                | 1,310                          | 1,485    |
| 15.  | 10 or more persons.....                                    | 15                                     | 10                 | 10                        | 55                                   | 35                             | 55       |
| by number of families                        |  |  |                    |                           |                                      |                                |          |
| 16.  | Non-family household.....                                  | 8,665                                  | 8,530              | 7,195                     | 5,735                                | 6,720                          | 8,570    |
| 17.  | 1 census family.....                                       | 22,375                                 | 25,720             | 24,755                    | 21,825                               | 22,390                         | 28,735   |
| 18.  | 2 or more census families.....                             | 230                                    | 270                | 440                       | 250                                  | 215                            | 810      |
| Persons in Private Households                |  |  |                    |                           |                                      |                                |          |
| 19.  | Total.....   | 77,115                                 | 87,875             | 90,835                    | 85,180                               | 86,375                         | 107,555  |
| 20.  | Average number of persons per household.....               | 2.5                                    | 2.5                | 2.8                       | 3.1                                  | 2.9                            | 2.8      |
| <b>CENSUS FAMILY CHARACTERISTICS</b>         |  |  |                    |                           |                                      |                                |          |
| Census Families                              |  |  |                    |                           |                                      |                                |          |
| 21.  | Total number of census families in private households..... | 22,850                                 | 26,265             | 25,645                    | 22,340                               | 22,825                         | 30,410   |
| by size of family                            |  |  |                    |                           |                                      |                                |          |
| 22.  | 2 persons.....   | 12,210                                 | 13,475             | 10,105                    | 7,120                                | 7,690                          | 12,605   |
| 23.  | 3 persons.....   | 4,185                                  | 5,300              | 6,170                     | 5,005                                | 5,160                          | 6,965    |
| 24.  | 4 persons.....   | 4,430                                  | 5,235              | 6,835                     | 6,505                                | 6,460                          | 7,700    |
| 25.  | 5 or more persons.....                                     | 2,030                                  | 2,265              | 2,540                     | 3,700                                | 3,520                          | 3,135    |
| by family structure and presence of children |  |  |                    |                           |                                      |                                |          |
| 26.  | Number of husband-wife families.....                       | 20,335                                 | 23,280             | 22,315                    | 19,440                               | 20,125                         | 27,025   |
| 27.  | With no children at home.....                              | 10,735                                 | 11,840             | 8,190                     | 5,700                                | 6,290                          | 10,630   |
| 28.  | With children at home.....                                 | 9,605                                  | 11,445             | 14,125                    | 13,735                               | 13,835                         | 16,395   |
| 29.  | 1 child at home.....                                       | 3,410                                  | 4,275              | 5,065                     | 4,025                                | 4,270                          | 5,875    |
| 30.  | 2 children at home.....                                    | 4,225                                  | 4,965              | 6,595                     | 6,165                                | 6,180                          | 7,445    |
| 31.  | 3 or more children at home.....                            | 1,970                                  | 2,200              | 2,470                     | 3,550                                | 3,385                          | 3,075    |
| 32.  | Number of lone-parent families.....                        | 2,510                                  | 2,990              | 3,330                     | 2,900                                | 2,700                          | 3,385    |
| 33.  | Male parent.....   | 465                                    | 455                | 520                       | 610                                  | 640                            | 585      |
| 34.  | 1 child at home.....                                       | 295                                    | 300                | 330                       | 325                                  | 365                            | 370      |
| 35.  | 2 children at home.....                                    | 115                                    | 125                | 145                       | 190                                  | 205                            | 160      |
| 36.  | 3 or more children at home.....                            | 50                                     | 30                 | 45                        | 100                                  | 75                             | 50       |
| 37.  | Female parent.....   | 2,050                                  | 2,530              | 2,810                     | 2,290                                | 2,060                          | 2,805    |
| 38.  | 1 child at home.....                                       | 1,180                                  | 1,340              | 1,590                     | 1,100                                | 1,035                          | 1,605    |
| 39.  | 2 children at home.....                                    | 655                                    | 895                | 965                       | 795                                  | 685                            | 930      |
| 40.  | 3 or more children at home.....                            | 210                                    | 300                | 260                       | 395                                  | 340                            | 270      |

**Certaines caractéristiques des circonscriptions électorales fédérales (Ordonnance de représentation de 1987),  
recensement de 1986 - données intégrales**

| Saanich - Gulf Islands (Les Îles-du-Golfe)                                  | Skeena | Surrey - White Rock | Surrey North (Nord) | Vancouver Centre | Vancouver East (Est) | Caractéristiques                              | N°  |
|---|--------|---------------------|---------------------|------------------|----------------------|---|-----|
| <b>CARACTÉRISTIQUES DU LOGEMENT</b>   |        |                     |                     |                  |                      |   |     |
| 37,535  | 23,625 | 37,105              | 36,665              | 61,790           | 42,175               | Nombre total de logements privés occupés..... | 1.  |
| <b>selon le mode d'occupation</b>   |        |                     |                     |                  |                      |   |     |
| 28,825  | 14,800 | 27,440              | 23,070              | 12,825           | 15,250               | Possédé.....                                  | 2.  |
| 8,535   | 7,040  | 9,565               | 13,590              | 48,965           | 26,925               | Loué.....                                     | 3.  |
| 180   | 1,785  | 100                 | 5                   | -                | -                    | Dans une réserve (1).....                     | 4.  |
| <b>selon le type de logement</b>  |        |                     |                     |                  |                      |   |     |
| 29,465  | 16,750 | 27,895              | 24,230              | 5,935            | 14,145               | Maison individuelle non attenante.....        | 5.  |
| 275   | 70     | 455                 | 1,120               | 23,505           | 3,415                | Appartement, 5 étages ou plus.....            | 6.  |
| 230   | 1,500  | 770                 | 175                 | 120              | 60                   | Logement mobile.....                          | 7.  |
| 7,565   | 5,305  | 7,985               | 11,135              | 32,225           | 24,550               | Tous autres types (2).....                    | 8.  |
| <b>CARACTÉRISTIQUES DU MÉNAGE</b>   |        |                     |                     |                  |                      |   |     |
| <b>Ménages privés</b>   |        |                     |                     |                  |                      |   |     |
| 37,535  | 23,620 | 37,105              | 36,665              | 61,790           | 42,175               | Nombre total de ménages privés.....           | 9.  |
| <b>selon la taille du ménage</b>  |        |                     |                     |                  |                      |   |     |
| 6,955   | 4,080  | 6,805               | 6,350               | 35,220           | 17,250               | 1 personne.....                               | 10. |
| 14,470  | 5,875  | 13,080              | 11,140              | 19,235           | 10,915               | 2 personnes.....                              | 11. |
| 6,245   | 4,365  | 5,840               | 7,040               | 4,230            | 5,420                | 3 personnes.....                              | 12. |
| 8,915   | 7,680  | 10,070              | 10,465              | 2,800            | 6,555                | 4 - 5 personnes.....                          | 13. |
| 935   | 1,570  | 1,270               | 1,615               | 305              | 1,925                | 6 - 9 personnes.....                          | 14. |
| 15  | 50     | 35                  | 55                  | 5                | 115                  | 10 personnes ou plus.....                     | 15. |
| <b>selon le nombre de familles</b>  |        |                     |                     |                  |                      |   |     |
| 8,315   | 5,025  | 8,210               | 8,160               | 42,250           | 20,695               | Ménage non familial.....                      | 16. |
| 28,815  | 18,315 | 28,415              | 27,705              | 19,395           | 20,460               | 1 famille de recensement.....                 | 17. |
| 410   | 285    | 485                 | 800                 | 140              | 1,020                | 2 familles de recensement ou plus.....        | 18. |
| <b>Personnes dans les ménages privés</b>                                    |        |                     |                     |                  |                      |   |     |
| 98,775  | 72,920 | 102,175             | 105,795             | 100,250          | 97,820               | Total.....                                    | 19. |
| 2.6   | 3.1    | 2.8                 | 2.9                 | 1.6              | 2.3                  | Nombre moyen de personnes par ménage.....     | 20. |
| <b>CARACTÉRISTIQUES DE LA FAMILLE DE RECENSEMENT</b>                        |        |                     |                     |                  |                      |   |     |
| <b>Familles de recensement</b>  |        |                     |                     |                  |                      |   |     |
| <b>Nombre total de familles de recensement dans les ménages privés.....</b> |        |                     |                     |                  |                      |   | 21. |
| 29,645  | 18,890 | 29,405              | 29,375              | 19,685           | 22,595               |   |     |
| <b>selon la taille de la famille</b>  |        |                     |                     |                  |                      |   |     |
| 14,770  | 6,065  | 13,350              | 11,625              | 14,150           | 10,455               | 2 personnes.....                              | 22. |
| 5,990   | 4,310  | 5,695               | 7,030               | 3,100            | 5,130                | 3 personnes.....                              | 23. |
| 6,330   | 5,145  | 7,075               | 7,425               | 1,800            | 4,220                | 4 personnes.....                              | 24. |
| 2,560   | 3,370  | 3,285               | 3,305               | 640              | 2,795                | 5 personnes ou plus.....                      | 25. |
| <b>selon la structure de la famille et la présence d'enfants</b>            |        |                     |                     |                  |                      |   |     |
| <b>Nombre de familles époux-épouse.....</b>                                 |        |                     |                     |                  |                      |   | 26. |
| 26,585  | 16,485 | 26,470              | 25,180              | 16,440           | 18,235               | Sans enfants à la maison.....                 | 27. |
| 13,060  | 4,860  | 11,745              | 9,375               | 11,675           | 7,765                | Avec enfants à la maison.....                 | 28. |
| 13,525  | 11,625 | 14,725              | 15,800              | 4,765            | 10,465               | 1 enfant à la maison.....                     | 29. |
| 4,950   | 3,565  | 4,710               | 5,605               | 2,440            | 3,965                | 2 enfants à la maison.....                    | 30. |
| 6,085   | 4,865  | 6,805               | 7,015               | 1,695            | 3,860                | 3 enfants ou plus à la maison.....            | 31. |
| 2,495   | 3,190  | 3,215               | 3,185               | 630              | 2,645                |   |     |
| <b>Nombre de familles monoparentales.....</b>                               |        |                     |                     |                  |                      |   | 32. |
| 3,065   | 2,405  | 2,935               | 4,200               | 3,245            | 4,360                | Parent de sexe masculin.....                  | 33. |
| 525   | 630    | 540                 | 680                 | 550              | 710                  | 1 enfant à la maison.....                     | 34. |
| 335   | 325    | 325                 | 420                 | 430              | 440                  | 2 enfants à la maison.....                    | 35. |
| 155   | 185    | 165                 | 190                 | 100              | 190                  | 3 enfants ou plus à la maison.....            | 36. |
| 40  | 125    | 55                  | 70                  | 20               | 80                   | Parent de sexe féminin.....                   | 37. |
| 2,530   | 1,775  | 2,385               | 3,520               | 2,695            | 3,650                | 1 enfant à la maison.....                     | 38. |
| 1,375   | 880    | 1,275               | 1,825               | 2,040            | 2,245                | 2 enfants à la maison.....                    | 39. |
| 885   | 560    | 815                 | 1,230               | 555              | 975                  | 3 enfants ou plus à la maison.....            | 40. |
| 270   | 330    | 295                 | 460                 | 95               | 430                  |   |     |

## Selected Characteristics for Federal Electoral Districts (1987 Representation Order), 1986 Census - 100% data

| No.  | Characteristics  | Okanagan -<br>Similkameen -<br>Merritt | Okanagan<br>Centre | Port Moody -<br>Coquitlam | Prince George<br>- Bulkley<br>Valley | Prince George<br>- Peace River | Richmond |
|--|--|--|--------------------|---------------------------|--------------------------------------|--------------------------------|----------|
| <b>CENSUS FAMILY CHARACTERISTICS<br/>(concluded)</b> |  |  |                    |                           |                                      |                                |          |
| <b>Children in Census Families</b>                   |  |  |                    |                           |                                      |                                |          |
| 1.   | Total number of children at home.....                        | 22,200                                 | 26,110             | 31,320                    | 33,490                               | 32,640                         | 35,995   |
| by age   |  |  |                    |                           |                                      |                                |          |
| 2.   | Under 6 years of age.....                                    | 5,845                                  | 6,445              | 8,540                     | 9,610                                | 10,040                         | 8,985    |
| 3.   | 6 - 14 years.....  | 8,995                                  | 10,170             | 10,950                    | 14,195                               | 13,470                         | 12,800   |
| 4.   | 15 - 17 years.....   | 3,240                                  | 3,935              | 4,260                     | 4,395                                | 4,300                          | 4,475    |
| 5.   | 18 - 24 years.....   | 3,150                                  | 4,470              | 6,105                     | 4,440                                | 3,970                          | 7,380    |
| 6.   | 25 years and over.....                                       | 970                                    | 1,090              | 1,460                     | 845                                  | 860                            | 2,355    |
| 7.   | Average number of children per census family(3).....         | 1.0                                    | 1.0                | 1.2                       | 1.5                                  | 1.4                            | 1.2      |
| <b>Persons in Private Households</b>                 |  |  |                    |                           |                                      |                                |          |
| by census family status and living arrangements      |  |  |                    |                           |                                      |                                |          |
| 8.   | Total number of persons.....                                 | 77,120                                 | 87,880             | 90,835                    | 85,180                               | 86,375                         | 107,560  |
| 9.   | Number of non-family persons.....                            | 11,730                                 | 12,220             | 11,560                    | 9,915                                | 10,790                         | 14,130   |
| 10.  | Living with relatives(4).....                                | 1,975                                  | 2,175              | 2,515                     | 2,505                                | 2,390                          | 3,475    |
| 11.  | Living with non-relatives only.....                          | 2,250                                  | 2,915              | 3,345                     | 2,875                                | 3,020                          | 3,955    |
| 12.  | Living alone.....  | 7,500                                  | 7,135              | 5,700                     | 4,535                                | 5,380                          | 6,700    |
| 13.  | Number of family persons.....                                | 65,385                                 | 75,660             | 79,280                    | 75,265                               | 75,590                         | 93,430   |
| 14.  | Average number of persons per census family.....             | 2.9                                    | 2.9                | 3.1                       | 3.4                                  | 3.3                            | 3.1      |
| 15.  | Total number of persons 65 years and over.....               | 14,020                                 | 14,320             | 5,825                     | 3,160                                | 3,900                          | 9,365    |
| 16.  | Number of non-family persons 65 years and over.....          | 4,510                                  | 4,210              | 2,195                     | 1,250                                | 1,600                          | 3,355    |
| 17.  | Living with relatives(4).....                                | 585                                    | 620                | 600                       | 340                                  | 280                            | 1,090    |
| 18.  | Living with non-relatives only.....                          | 235                                    | 265                | 120                       | 80                                   | 100                            | 170      |
| 19.  | Living alone.....  | 3,690                                  | 3,325              | 1,470                     | 840                                  | 1,215                          | 2,100    |
| 20.  | Number of family persons 65 years and over.....              | 9,515                                  | 10,110             | 3,635                     | 1,910                                | 2,305                          | 6,010    |
| <b>ECONOMIC FAMILY CHARACTERISTICS</b>               |  |  |                    |                           |                                      |                                |          |
| <b>Economic Families</b>                             |  |  |                    |                           |                                      |                                |          |
| 21.  | Total number of economic families in private households..... | 23,090                                 | 26,520             | 25,670                    | 22,505                               | 23,085                         | 30,195   |
| by size of family                                    |  |  |                    |                           |                                      |                                |          |
| 22.  | 2 persons.....   | 11,950                                 | 13,155             | 9,480                     | 6,825                                | 7,470                          | 11,740   |
| 23.  | 3 persons.....   | 4,300                                  | 5,395              | 6,190                     | 4,985                                | 5,175                          | 6,740    |
| 24.  | 4 persons.....   | 4,510                                  | 5,365              | 6,820                     | 6,500                                | 6,475                          | 7,500    |
| 25.  | 5 or more persons.....                                       | 2,330                                  | 2,605              | 3,185                     | 4,195                                | 3,970                          | 4,210    |
| <b>Persons in Private Households</b>                 |  |  |                    |                           |                                      |                                |          |
| 26.  | Total.....   | 77,115                                 | 87,880             | 90,840                    | 85,185                               | 86,375                         | 107,560  |
| 27.  | Number of unattached individuals.....                        | 9,755                                  | 10,040             | 9,040                     | 7,410                                | 8,400                          | 10,655   |
| 28.  | Number of economic family persons.....                       | 67,365                                 | 77,830             | 81,795                    | 77,770                               | 77,975                         | 96,900   |
| 29.  | Average number of persons per economic family.....           | 2.9                                    | 2.9                | 3.2                       | 3.5                                  | 3.4                            | 3.2      |

**Certaines caractéristiques des circonscriptions électorales fédérales (Ordonnance de représentation de 1987),  
recensement de 1986 - données intégrales**

| Saanich - Gulf Islands (Les Îles-du-Golfe) | Skeena | Surrey - White Rock | Surrey North (Nord) | Vancouver Centre | Vancouver East (Est) | Caractéristiques   | N°  |
|--|--------|---------------------|---------------------|------------------|----------------------|--|-----|
|  |        |                     |                     |                  |                      | <b>CARACTÉRISTIQUES DE LA FAMILLE DE RECENSEMENT (fin)</b>                                   |     |
|  |        |                     |                     |                  |                      | <b>Enfants dans les familles de recensement</b>  |     |
| 30,060                                     | 28,640 | 33,620              | 36,990              | 12,020           | 27,640               | <b>Nombre total d'enfants à la maison.....</b>   | 1.  |
|  |        |                     |                     |                  |                      | <b>selon l'âge</b>   |     |
| 7,030                                      | 8,280  | 9,395               | 11,705              | 3,165            | 6,545                | Moins de 6 ans.....  | 2.  |
| 11,370                                     | 11,635 | 13,255              | 13,755              | 3,605            | 8,370                | 6 - 14 ans.....  | 3.  |
| 4,255                                      | 3,840  | 4,340               | 4,235               | 1,440            | 3,190                | 15 - 17 ans.....   | 4.  |
| 5,765                                      | 3,930  | 5,230               | 5,725               | 2,455            | 6,280                | 18 - 24 ans.....   | 5.  |
| 1,640                                      | 950    | 1,400               | 1,565               | 1,350            | 3,250                | 25 ans et plus.....  | 6.  |
| 1.0  | 1.5    | 1.1                 | 1.3                 | 0.6              | 1.2                  | <b>Nombre moyen d'enfants par famille de recensement (3).....</b>                            | 7.  |
|  |        |                     |                     |                  |                      | <b>Personnes dans les ménages privés</b>   |     |
|  |        |                     |                     |                  |                      | <b>selon la situation des particuliers dans la famille de recensement et modalité de vie</b> |     |
| 98,775                                     | 72,920 | 102,170             | 105,795             | 100,250          | 97,820               | <b>Nombre total de personnes.....</b>  | 8.  |
| 12,485                                     | 8,910  | 12,675              | 14,245              | 52,105           | 29,345               | Nombre de personnes hors famille.....  | 9.  |
| 2,510                                      | 2,610  | 2,665               | 3,675               | 3,565            | 5,045                | Vivant avec des personnes apparentées (4)....  | 10. |
| 3,020                                      | 2,220  | 3,205               | 4,220               | 13,330           | 7,055                | Vivant avec des personnes non apparentées<br>seulement.....                                  | 11. |
| 6,955                                      | 4,080  | 6,810               | 6,350               | 35,215           | 17,245               | Vivant seules.....   | 12. |
| 86,290                                     | 64,010 | 89,495              | 91,545              | 48,140           | 68,475               | Nombre de personnes dans les familles.....   | 13. |
| 2.9  | 3.4    | 3.0                 | 3.1                 | 2.4              | 3.0                  | <b>Nombre moyen de personnes par famille de recensement.....</b>                             | 14. |
| 14,550                                     | 2,970  | 13,955              | 8,120               | 14,110           | 12,615               | <b>Nombre total de personnes de 65 ans et plus...</b>  | 15. |
| 4,180                                      | 1,195  | 4,445               | 2,970               | 8,480            | 6,625                | Nombre de personnes hors famille de 65 ans<br>et plus.....                                   | 16. |
| 865  | 350    | 775                 | 775                 | 740              | 1,420                | Vivant avec des personnes apparentées (4)...   | 17. |
| 215  | 80     | 275                 | 190                 | 340              | 360                  | Vivant avec des personnes non apparentées<br>seulement.....                                  | 18. |
| 3,095                                      | 770    | 3,390               | 2,005               | 7,395            | 4,845                | Vivant seules.....   | 19. |
| 10,370                                     | 1,770  | 9,510               | 5,150               | 5,630            | 5,990                | Nombre de personnes de 65 ans et plus dans<br>les familles.....                              | 20. |
|  |        |                     |                     |                  |                      | <b>CARACTÉRISTIQUES DE LA FAMILLE ÉCONOMIQUE</b>   |     |
|  |        |                     |                     |                  |                      | <b>Familles économiques</b>  |     |
| 29,760                                     | 18,945 | 29,445              | 29,205              | 20,970           | 22,575               | <b>Nombre total de familles économiques dans les ménages privés.....</b>                     | 21. |
|  |        |                     |                     |                  |                      | <b>selon la taille de la famille</b>   |     |
| 14,190                                     | 5,635  | 12,735              | 10,770              | 14,930           | 9,660                | 2 personnes.....   | 22. |
| 6,070                                      | 4,265  | 5,710               | 6,820               | 3,390            | 4,845                | 3 personnes.....   | 23. |
| 6,440                                      | 5,110  | 7,100               | 7,275               | 1,850            | 4,070                | 4 personnes.....   | 24. |
| 3,055                                      | 3,945  | 3,900               | 4,345               | 795              | 3,995                | 5 personnes ou plus.....   | 25. |
|  |        |                     |                     |                  |                      | <b>Personnes dans les ménages privés</b>   |     |
| 98,770                                     | 72,920 | 102,170             | 105,795             | 100,245          | 97,820               | <b>Total.....</b>  | 26. |
| 9,980                                      | 6,300  | 10,010              | 10,570              | 48,545           | 24,300               | Nombre de personnes seules.....  | 27. |
| 88,795                                     | 66,620 | 92,160              | 95,225              | 51,700           | 73,520               | Nombre de personnes dans la famille<br>économique.....                                       | 28. |
| 3.0  | 3.5    | 3.1                 | 3.3                 | 2.5              | 3.3                  | <b>Nombre moyen de personnes par famille économique.....</b>                                 | 29. |

## Selected Characteristics for Federal Electoral Districts (1987 Representation Order), 1986 Census - 100% data

| No.                               | Characteristics  | Vancouver | Vancouver   | Victoria | Yukon  | Yukon  | Northwest                    |
|-----------------------------------|--|-----------|-------------|----------|--------|--------|------------------------------|
|                                   |  | Quadra    | South (Sud) |          | TERR.  | TERR.  | Territoires<br>du Nord-Ouest |
| <b>POPULATION CHARACTERISTICS</b> |  |           |             |          |        |        |                              |
| 1.                                | Total population.....                                    | 101,990   | 103,935     | 94,600   | 23,505 | 23,505 | 52,235                       |
| by sex and age                    |  |           |             |          |        |        |                              |
| 2.                                | Male, total.....   | 48,965    | 49,310      | 42,325   | 12,330 | 12,330 | 27,420                       |
| 3.                                | 0 - 4 years.....   | 3,085     | 3,035       | 2,215    | 1,185  | 1,185  | 3,290                        |
| 4.                                | 5 - 9 years.....   | 2,720     | 2,840       | 1,935    | 995    | 995    | 2,870                        |
| 5.                                | 10 - 14 years.....                                       | 2,805     | 2,900       | 1,835    | 895    | 900    | 2,640                        |
| 6.                                | 15 years.....  | 655       | 650         | 435      | 210    | 210    | 565                          |
| 7.                                | 16 years.....  | 720       | 730         | 420      | 205    | 205    | 565                          |
| 8.                                | 17 years.....  | 705       | 725         | 475      | 195    | 195    | 540                          |
| 9.                                | 18 years and over.....                                   | 38,280    | 38,435      | 35,010   | 8,640  | 8,640  | 16,955                       |
| 10.                               | 18 - 19 years.....                                       | 1,420     | 1,535       | 960      | 335    | 335    | 985                          |
| 11.                               | 20 - 24 years.....                                       | 4,680     | 4,570       | 3,920    | 1,045  | 1,040  | 2,710                        |
| 12.                               | 25 - 29 years.....                                       | 4,375     | 4,510       | 3,920    | 1,220  | 1,215  | 2,830                        |
| 13.                               | 30 - 34 years.....                                       | 4,195     | 3,840       | 3,680    | 1,415  | 1,415  | 2,605                        |
| 14.                               | 35 - 39 years.....                                       | 4,085     | 3,675       | 3,390    | 1,220  | 1,225  | 2,265                        |
| 15.                               | 40 - 44 years.....                                       | 3,025     | 2,755       | 2,260    | 940    | 940    | 1,535                        |
| 16.                               | 45 - 49 years.....                                       | 2,560     | 2,600       | 1,740    | 685    | 685    | 1,100                        |
| 17.                               | 50 - 54 years.....                                       | 2,615     | 2,775       | 1,780    | 515    | 515    | 950                          |
| 18.                               | 55 - 59 years.....                                       | 2,665     | 2,835       | 1,975    | 500    | 495    | 710                          |
| 19.                               | 60 - 64 years.....                                       | 2,320     | 2,595       | 2,420    | 310    | 310    | 465                          |
| 20.                               | 65 - 74 years.....                                       | 3,750     | 4,275       | 4,820    | 325    | 325    | 530                          |
| 21.                               | 75 - 84 years.....                                       | 2,035     | 2,000       | 3,180    | 115    | 110    | 220                          |
| 22.                               | 85 years and over.....                                   | 555       | 470         | 960      | 20     | 25     | 45                           |
| 23.                               | Female, total.....                                       | 53,025    | 54,625      | 52,275   | 11,175 | 11,170 | 24,820                       |
| 24.                               | 0 - 4 years.....   | 2,935     | 2,755       | 2,055    | 1,095  | 1,095  | 3,080                        |
| 25.                               | 5 - 9 years.....   | 2,520     | 2,635       | 1,925    | 910    | 910    | 2,810                        |
| 26.                               | 10 - 14 years.....                                       | 2,685     | 2,705       | 1,845    | 825    | 820    | 2,425                        |
| 27.                               | 15 years.....  | 600       | 665         | 440      | 215    | 215    | 515                          |
| 28.                               | 16 years.....  | 670       | 675         | 485      | 180    | 180    | 505                          |
| 29.                               | 17 years.....  | 655       | 685         | 435      | 185    | 185    | 495                          |
| 30.                               | 18 years and over.....                                   | 42,960    | 44,510      | 45,080   | 7,765  | 7,765  | 14,990                       |
| 31.                               | 18 - 19 years.....                                       | 1,470     | 1,485       | 1,120    | 320    | 320    | 945                          |
| 32.                               | 20 - 24 years.....                                       | 4,595     | 4,660       | 4,365    | 1,050  | 1,055  | 2,685                        |
| 33.                               | 25 - 29 years.....                                       | 4,605     | 4,600       | 4,330    | 1,270  | 1,275  | 2,675                        |
| 34.                               | 30 - 34 years.....                                       | 4,350     | 4,145       | 3,835    | 1,375  | 1,380  | 2,325                        |
| 35.                               | 35 - 39 years.....                                       | 4,160     | 3,975       | 3,385    | 1,135  | 1,135  | 1,860                        |
| 36.                               | 40 - 44 years.....                                       | 3,215     | 3,070       | 2,320    | 685    | 685    | 1,215                        |
| 37.                               | 45 - 49 years.....                                       | 2,755     | 2,980       | 1,970    | 530    | 530    | 960                          |
| 38.                               | 50 - 54 years.....                                       | 2,710     | 2,880       | 2,010    | 425    | 430    | 760                          |
| 39.                               | 55 - 59 years.....                                       | 2,625     | 3,135       | 2,505    | 315    | 310    | 525                          |
| 40.                               | 60 - 64 years.....                                       | 2,785     | 3,250       | 3,360    | 255    | 255    | 360                          |
| 41.                               | 65 - 74 years.....                                       | 5,225     | 5,635       | 7,515    | 280    | 280    | 420                          |
| 42.                               | 75 - 84 years.....                                       | 3,125     | 3,460       | 5,710    | 90     | 90     | 185                          |
| 43.                               | 85 years and over.....                                   | 1,335     | 1,240       | 2,660    | 30     | 30     | 70                           |
| by marital status                 |  |           |             |          |        |        |                              |
| 44.                               | Single (never married), total.....                       | 43,740    | 41,890      | 33,640   | 11,190 | 11,190 | 29,715                       |
| 45.                               | Single (never married), 15 years of age<br>and over..... | 27,005    | 25,025      | 21,825   | 5,285  | 5,280  | 12,600                       |
| 46.                               | Married.....   | 45,280    | 48,690      | 41,860   | 10,365 | 10,370 | 19,815                       |
| 47.                               | Separated.....   | 2,230     | 2,210       | 3,320    | 650    | 650    | 855                          |
| 48.                               | Widowed.....   | 7,090     | 7,630       | 10,345   | 510    | 510    | 1,050                        |
| 49.                               | Divorced.....  | 3,645     | 3,520       | 5,430    | 785    | 785    | 805                          |
| by mother tongue                  |  |           |             |          |        |        |                              |
| 50.                               | Single responses.....                                    | 96,400    | 97,235      | 92,285   | 23,025 | 23,020 | 50,435                       |
| 51.                               | English.....   | 65,605    | 62,255      | 82,835   | 20,730 | 20,730 | 28,010                       |
| 52.                               | French.....  | 1,105     | 840         | 1,275    | 565    | 565    | 1,285                        |
| 53.                               | Non-official languages.....                              | 29,690    | 34,135      | 8,175    | 1,735  | 1,730  | 21,140                       |
| 54.                               | Italian.....   | 1,245     | 995         | 320      | 20     | 15     | 135                          |
| 55.                               | German.....  | 2,530     | 3,765       | 1,450    | 405    | 405    | 315                          |
| 56.                               | Chinese.....   | 13,085    | 15,400      | 1,805    | 105    | 100    | 185                          |
| 57.                               | Ukrainian.....   | 540       | 635         | 395      | 115    | 115    | 120                          |
| 58.                               | Portuguese.....  | 1,100     | 610         | 285      | 10     | 15     | 20                           |
| 59.                               | Other languages.....                                     | 11,185    | 12,735      | 3,915    | 1,075  | 1,075  | 20,360                       |
| 60.                               | Multiple responses.....                                  | 5,585     | 6,700       | 2,315    | 480    | 480    | 1,800                        |

Certaines caractéristiques des circonscriptions électorales fédérales (Ordonnance de représentation de 1987),  
recensement de 1986 - données intégrales

| Nunatsiaq | Western Arctic |  |  |  |  | Caractéristiques                            | N°  |
|-----------|----------------|--|--|--|--|---|-----|
| 19,950    | 32,285         |  |  |  |  | <b>CARACTÉRISTIQUES DE LA POPULATION</b>    |     |
|           |                |  |  |  |  | Population totale.....                      | 1.  |
|           |                |  |  |  |  | <b>selon le sexe et l'âge</b>               |     |
| 10,405    | 17,010         |  |  |  |  | Hommes, total.....                          | 2.  |
| 1,500     | 1,790          |  |  |  |  | 0 - 4 ans.....                              | 3.  |
| 1,330     | 1,540          |  |  |  |  | 5 - 9 ans.....                              | 4.  |
| 1,160     | 1,480          |  |  |  |  | 10 - 14 ans.....                            | 5.  |
| 250       | 310            |  |  |  |  | 15 ans.....                                 | 6.  |
| 255       | 305            |  |  |  |  | 16 ans.....                                 | 7.  |
| 240       | 300            |  |  |  |  | 17 ans.....                                 | 8.  |
| 5,680     | 11,275         |  |  |  |  | 18 ans et plus.....                         | 9.  |
| 450       | 535            |  |  |  |  | 18 - 19 ans.....                            | 10. |
| 1,055     | 1,660          |  |  |  |  | 20 - 24 ans.....                            | 11. |
| 900       | 1,930          |  |  |  |  | 25 - 29 ans.....                            | 12. |
| 800       | 1,810          |  |  |  |  | 30 - 34 ans.....                            | 13. |
| 700       | 1,560          |  |  |  |  | 35 - 39 ans.....                            | 14. |
| 465       | 1,075          |  |  |  |  | 40 - 44 ans.....                            | 15. |
| 365       | 735            |  |  |  |  | 45 - 49 ans.....                            | 16. |
| 315       | 635            |  |  |  |  | 50 - 54 ans.....                            | 17. |
| 230       | 480            |  |  |  |  | 55 - 59 ans.....                            | 18. |
| 150       | 315            |  |  |  |  | 60 - 64 ans.....                            | 19. |
| 200       | 325            |  |  |  |  | 65 - 74 ans.....                            | 20. |
| 55        | 170            |  |  |  |  | 75 - 84 ans.....                            | 21. |
| 10        | 45             |  |  |  |  | 85 ans et plus.....                         | 22. |
| 9,545     | 15,280         |  |  |  |  | Femmes, total.....                          | 23. |
| 1,395     | 1,685          |  |  |  |  | 0 - 4 ans.....                              | 24. |
| 1,260     | 1,545          |  |  |  |  | 5 - 9 ans.....                              | 25. |
| 1,080     | 1,345          |  |  |  |  | 10 - 14 ans.....                            | 26. |
| 220       | 295            |  |  |  |  | 15 ans.....                                 | 27. |
| 230       | 270            |  |  |  |  | 16 ans.....                                 | 28. |
| 240       | 255            |  |  |  |  | 17 ans.....                                 | 29. |
| 5,110     | 9,880          |  |  |  |  | 18 ans et plus.....                         | 30. |
| 455       | 490            |  |  |  |  | 18 - 19 ans.....                            | 31. |
| 1,030     | 1,660          |  |  |  |  | 20 - 24 ans.....                            | 32. |
| 840       | 1,830          |  |  |  |  | 25 - 29 ans.....                            | 33. |
| 710       | 1,615          |  |  |  |  | 30 - 34 ans.....                            | 34. |
| 570       | 1,295          |  |  |  |  | 35 - 39 ans.....                            | 35. |
| 385       | 825            |  |  |  |  | 40 - 44 ans.....                            | 36. |
| 345       | 620            |  |  |  |  | 45 - 49 ans.....                            | 37. |
| 280       | 480            |  |  |  |  | 50 - 54 ans.....                            | 38. |
| 175       | 350            |  |  |  |  | 55 - 59 ans.....                            | 39. |
| 110       | 250            |  |  |  |  | 60 - 64 ans.....                            | 40. |
| 160       | 260            |  |  |  |  | 65 - 74 ans.....                            | 41. |
| 40        | 145            |  |  |  |  | 75 - 84 ans.....                            | 42. |
| 15        | 55             |  |  |  |  | 85 ans et plus.....                         | 43. |
| 12,480    | 17,235         |  |  |  |  | <b>selon l'état matrimonial</b>             |     |
|           |                |  |  |  |  | Célibataires (jamais marié(e)s), total..... | 44. |
|           |                |  |  |  |  | Célibataires (jamais marié(e)s), 15         |     |
|           |                |  |  |  |  | ans et plus.....                            | 45. |
| 4,755     | 7,850          |  |  |  |  | Marié(e)s.....                              | 46. |
| 6,635     | 13,180         |  |  |  |  | Séparé(e)s.....                             | 47. |
| 225       | 630            |  |  |  |  | Veufs(ves).....                             | 48. |
| 445       | 605            |  |  |  |  | Divorcé(e)s.....                            | 49. |
| 160       | 640            |  |  |  |  |   |     |
| 19,240    | 31,195         |  |  |  |  | <b>selon la langue maternelle</b>           |     |
|           |                |  |  |  |  | Réponses uniques.....                       | 50. |
| 4,525     | 23,485         |  |  |  |  | Anglais.....                                | 51. |
| 355       | 935            |  |  |  |  | Français.....                               | 52. |
| 14,360    | 6,775          |  |  |  |  | Langues non officielles.....                | 53. |
| 10        | 130            |  |  |  |  | Italien.....                                | 54. |
| 25        | 295            |  |  |  |  | Allemand.....                               | 55. |
| 5         | 180            |  |  |  |  | Chinois.....                                | 56. |
| 10        | 110            |  |  |  |  | Ukrainien.....                              | 57. |
| -         | 15             |  |  |  |  | Portugais.....                              | 58. |
| 14,305    | 6,050          |  |  |  |  | Autres langues.....                         | 59. |
| 710       | 1,085          |  |  |  |  | Réponses multiples.....                     | 60. |

## Selected Characteristics for Federal Electoral Districts (1987 Representation Order), 1986 Census - 100% data

| No.  | Characteristics  | Vancouver<br>Quadra | Vancouver<br>South (Sud) | Victoria | Yukon<br><br>TERR. | Yukon  | Northwest<br>Territories -<br>Territoires -<br>du Nord-Ouest<br><br>TERR. |
|--|--|---------------------|--------------------------|----------|--------------------|--------|---|
| <b>DWELLING CHARACTERISTICS</b>              |  |                     |                          |          |                    |        |   |
| 1.   | Total number of occupied private dwellings.....            | 36,970              | 37,930                   | 45,785   | 7,975              | 7,970  | 13,770  |
| by tenure                                    |  |                     |                          |          |                    |        |   |
| 2.   | Owned.....   | 22,795              | 22,250                   | 20,160   | 4,445              | 4,440  | 3,795   |
| 3.   | Rented.....  | 14,175              | 15,310                   | 25,625   | 3,390              | 3,390  | 9,925   |
| 4.   | On reserve(1).....   | -                   | 370                      | -        | 145                | 145    | 45  |
| by type of dwelling                          |  |                     |                          |          |                    |        |   |
| 5.   | Single-detached house.....                                 | 22,435              | 22,525                   | 17,310   | 5,635              | 5,635  | 8,525   |
| 6.   | Apartment, 5 or more storeys.....                          | 1,495               | 1,125                    | 4,910    | -                  | -      | 390   |
| 7.   | Movable dwelling.....                                      | 10                  | 10                       | 10       | 280                | 285    | 935   |
| 8.   | All other types(2).....                                    | 13,025              | 14,275                   | 23,560   | 2,055              | 2,055  | 3,920   |
| <b>HOUSEHOLD CHARACTERISTICS</b>             |  |                     |                          |          |                    |        |   |
| Private Households                           |  |                     |                          |          |                    |        |   |
| 9.   | Total number of private households.....                    | 36,970              | 37,935                   | 45,790   | 7,975              | 7,975  | 13,775  |
| by size of household                         |  |                     |                          |          |                    |        |   |
| 10.  | 1 person.....  | 9,490               | 9,965                    | 19,190   | 1,725              | 1,725  | 2,285   |
| 11.  | 2 persons.....   | 11,350              | 11,655                   | 16,540   | 2,220              | 2,225  | 2,610   |
| 12.  | 3 persons.....   | 5,800               | 5,705                    | 4,830    | 1,480              | 1,480  | 2,270   |
| 13.  | 4 - 5 persons.....   | 8,340               | 8,375                    | 4,660    | 2,175              | 2,170  | 4,215   |
| 14.  | 6 - 9 persons.....   | 1,915               | 2,140                    | 550      | 365                | 360    | 2,095   |
| 15.  | 10 or more persons.....                                    | 80                  | 95                       | 20       | 10                 | 10     | 280   |
| by number of families                        |  |                     |                          |          |                    |        |   |
| 16.  | Non-family household.....                                  | 12,490              | 12,210                   | 22,200   | 2,210              | 2,210  | 3,000   |
| 17.  | 1 census family.....                                       | 23,500              | 24,455                   | 23,370   | 5,695              | 5,695  | 10,350  |
| 18.  | 2 or more census families.....                             | 985                 | 1,265                    | 220      | 65                 | 65     | 420   |
| Persons in Private Households                |  |                     |                          |          |                    |        |   |
| 19.  | Total.....   | 99,100              | 101,740                  | 90,435   | 22,440             | 22,440 | 50,570  |
| 20.  | Average number of persons per household.....               | 2.7                 | 2.7                      | 2.0      | 2.8                | 2.8    | 3.7   |
| <b>CENSUS FAMILY CHARACTERISTICS</b>         |  |                     |                          |          |                    |        |   |
| Census Families                              |  |                     |                          |          |                    |        |   |
| 21.  | Total number of census families in private households..... | 25,525              | 27,085                   | 23,815   | 5,830              | 5,825  | 11,215  |
| by size of family                            |  |                     |                          |          |                    |        |   |
| 22.  | 2 persons.....   | 11,260              | 12,290                   | 15,160   | 2,220              | 2,220  | 2,945   |
| 23.  | 3 persons.....   | 5,585               | 5,835                    | 4,200    | 1,375              | 1,375  | 2,335   |
| 24.  | 4 persons.....   | 5,550               | 5,755                    | 3,150    | 1,435              | 1,435  | 2,675   |
| 25.  | 5 or more persons.....                                     | 3,130               | 3,210                    | 1,295    | 795                | 795    | 3,260   |
| by family structure and presence of children |  |                     |                          |          |                    |        |   |
| 26.  | Number of husband-wife families.....                       | 21,815              | 23,445                   | 20,120   | 4,855              | 4,960  | 9,390   |
| 27.  | With no children at home.....                              | 9,015               | 10,130                   | 12,695   | 1,750              | 1,750  | 2,115   |
| 28.  | With children at home.....                                 | 12,800              | 13,315                   | 7,420    | 3,210              | 3,205  | 7,275   |
| 29.  | 1 child at home.....                                       | 4,515               | 4,790                    | 3,220    | 1,120              | 1,120  | 1,820   |
| 30.  | 2 children at home.....                                    | 5,245               | 5,415                    | 2,945    | 1,335              | 1,335  | 2,445   |
| 31.  | 3 or more children at home.....                            | 3,035               | 3,105                    | 1,255    | 750                | 750    | 3,010   |
| 32.  | Number of lone-parent families.....                        | 3,710               | 3,640                    | 3,695    | 870                | 875    | 1,825   |
| 33.  | Male parent.....   | 640                 | 640                      | 485      | 230                | 230    | 515   |
| 34.  | 1 child at home.....                                       | 415                 | 375                      | 360      | 115                | 110    | 255   |
| 35.  | 2 children at home.....                                    | 160                 | 180                      | 100      | 75                 | 80     | 145   |
| 36.  | 3 or more children at home.....                            | 65                  | 75                       | 20       | 40                 | 40     | 120   |
| 37.  | Female parent.....   | 3,075               | 3,005                    | 3,215    | 640                | 640    | 1,305   |
| 38.  | 1 child at home.....                                       | 1,830               | 1,775                    | 2,110    | 355                | 360    | 575   |
| 39.  | 2 children at home.....                                    | 910                 | 860                      | 875      | 185                | 185    | 365   |
| 40.  | 3 or more children at home.....                            | 335                 | 360                      | 230      | 100                | 105    | 370   |



Certaines caractéristiques des circonscriptions électorales fédérales (Ordonnance de représentation de 1987),  
recensement de 1986 - données intégrales

| Nunatsiaq | Western Arctic |  |  |  |  | Caractéristiques   | N°  |
|-----------|----------------|--|--|--|--|--|-----|
|           |                |  |  |  |  | <b>CARACTÉRISTIQUES DU LOGEMENT</b>                                  |     |
| 4,250     | 9,525          |  |  |  |  | Nombre total de logements privés occupés.....                        | 1.  |
|           |                |  |  |  |  | <b>selon le mode d'occupation</b>                                    |     |
| 240       | 3,560          |  |  |  |  | Possédé.....   | 2.  |
| 4,010     | 5,920          |  |  |  |  | Loué.....  | 3.  |
| -         | 50             |  |  |  |  | Dans une réserve (1).....  | 4.  |
|           |                |  |  |  |  | <b>selon le type de logement</b>                                     |     |
| 3,265     | 5,265          |  |  |  |  | Maison individuelle non attenante.....                               | 5.  |
| 145       | 250            |  |  |  |  | Appartement, 5 étages ou plus.....                                   | 6.  |
| 20        | 920            |  |  |  |  | Logement mobile.....   | 7.  |
| 825       | 3,095          |  |  |  |  | Tous autres types (2).....   | 8.  |
|           |                |  |  |  |  | <b>CARACTÉRISTIQUES DU MÉNAGE</b>                                    |     |
|           |                |  |  |  |  | <b>Ménages privés</b>  |     |
| 4,250     | 9,525          |  |  |  |  | Nombre total de ménages privés.....                                  | 9.  |
|           |                |  |  |  |  | <b>selon la taille du ménage</b>                                     |     |
| 520       | 1,765          |  |  |  |  | 1 personne.....  | 10. |
| 475       | 2,135          |  |  |  |  | 2 personnes.....   | 11. |
| 580       | 1,690          |  |  |  |  | 3 personnes.....   | 12. |
| 1,310     | 2,910          |  |  |  |  | 4 - 5 personnes.....   | 13. |
| 1,185     | 910            |  |  |  |  | 6 - 9 personnes.....   | 14. |
| 180       | 110            |  |  |  |  | 10 personnes ou plus.....  | 15. |
|           |                |  |  |  |  | <b>selon le nombre de familles</b>                                   |     |
| 685       | 2,335          |  |  |  |  | Ménage non familial.....   | 16. |
| 3,365     | 6,985          |  |  |  |  | 1 famille de recensement.....  | 17. |
| 220       | 200            |  |  |  |  | 2 familles de recensement ou plus.....                               | 18. |
|           |                |  |  |  |  | <b>Personnes dans les ménages privés</b>                             |     |
| 19,365    | 31,205         |  |  |  |  | Total.....   | 19. |
| 4.6       | 3.3            |  |  |  |  | Nombre moyen de personnes par ménage.....                            | 20. |
|           |                |  |  |  |  | <b>CARACTÉRISTIQUES DE LA FAMILLE DE RECENSEMENT</b>                 |     |
|           |                |  |  |  |  | <b>Familles de recensement</b>                                       |     |
|           |                |  |  |  |  | Nombre total de familles de recensement dans les ménages privés..... | 21. |
|           |                |  |  |  |  | <b>selon la taille de la famille</b>                                 |     |
| 645       | 2,300          |  |  |  |  | 2 personnes.....   | 22. |
| 705       | 1,630          |  |  |  |  | 3 personnes.....   | 23. |
| 800       | 1,880          |  |  |  |  | 4 personnes.....   | 24. |
| 1,670     | 1,590          |  |  |  |  | 5 personnes ou plus.....   | 25. |
|           |                |  |  |  |  | <b>selon la structure de la famille et la présence d'enfants</b>     |     |
|           |                |  |  |  |  | <b>Nombre de familles époux-épouse.....</b>                          | 26. |
| 3,115     | 6,270          |  |  |  |  | Sans enfants à la maison.....  | 27. |
| 365       | 1,745          |  |  |  |  | Avec enfants à la maison.....  | 28. |
| 2,745     | 4,525          |  |  |  |  | 1 enfant à la maison.....  | 29. |
| 530       | 1,295          |  |  |  |  | 2 enfants à la maison.....   | 30. |
| 690       | 1,750          |  |  |  |  | 3 enfants ou plus à la maison.....                                   | 31. |
| 1,530     | 1,480          |  |  |  |  | <b>Nombre de familles monoparentales.....</b>                        | 32. |
|           |                |  |  |  |  | Parent de sexe masculin.....   | 33. |
| 705       | 1,125          |  |  |  |  | 1 enfant à la maison.....  | 34. |
| 225       | 290            |  |  |  |  | 2 enfants à la maison.....   | 35. |
| 105       | 145            |  |  |  |  | 3 enfants ou plus à la maison.....                                   | 36. |
| 60        | 85             |  |  |  |  | Parent de sexe féminin.....  | 37. |
| 55        | 55             |  |  |  |  | 1 enfant à la maison.....  | 38. |
| 475       | 835            |  |  |  |  | 2 enfants à la maison.....   | 39. |
| 165       | 405            |  |  |  |  | 3 enfants ou plus à la maison.....                                   | 40. |
| 115       | 255            |  |  |  |  |  |     |
| 195       | 175            |  |  |  |  |  |     |

## Selected Characteristics for Federal Electoral Districts (1987 Representation Order), 1986 Census - 100% data

| No.  | Characteristics  | Vancouver<br>Quadra | Vancouver<br>South (Sud) | Victoria | Yukon<br><br>TERR. | Yukon  | Northwest<br>Territories -<br>Territoires -<br>du Nord-Ouest<br><br>TERR. |
|--|--|---------------------|--------------------------|----------|--------------------|--------|---|
| <b>CENSUS FAMILY CHARACTERISTICS<br/>(concluded)</b> |  |                     |                          |          |                    |        |   |
| <b>Children in Census Families</b>                   |  |                     |                          |          |                    |        |   |
| 1.   | Total number of children at home.....                        | 30,965              | 31,740                   | 18,535   | 7,835              | 7,835  | 22,870  |
| by age   |  |                     |                          |          |                    |        |   |
| 2.   | Under 6 years of age.....                                    | 6,905               | 6,720                    | 4,935    | 2,485              | 2,490  | 6,825   |
| 3.   | 6 - 14 years.....  | 9,435               | 9,720                    | 6,490    | 3,020              | 3,020  | 8,990   |
| 4.   | 15 - 17 years.....   | 3,720               | 3,845                    | 2,325    | 1,000              | 1,000  | 2,700   |
| 5.   | 18 - 24 years.....   | 7,420               | 7,815                    | 3,330    | 1,035              | 1,035  | 3,280   |
| 6.   | 25 years and over.....                                       | 3,480               | 3,635                    | 1,460    | 290                | 290    | 1,080   |
| 7.   | Average number of children per census family(3).....         | 1.2                 | 1.2                      | 0.8      | 1.3                | 1.3    | 2.0   |
| <b>Persons in Private Households</b>                 |  |                     |                          |          |                    |        |   |
| by census family status and living arrangements      |  |                     |                          |          |                    |        |   |
| 8.   | Total number of persons.....                                 | 99,100              | 101,740                  | 90,435   | 22,440             | 22,440 | 50,570  |
| 9.   | Number of non-family persons.....                            | 20,795              | 19,470                   | 27,965   | 3,820              | 3,820  | 7,090   |
| 10.  | Living with relatives(4).....                                | 4,635               | 4,925                    | 2,845    | 870                | 870    | 2,915   |
| 11.  | Living with non-relatives only.....                          | 6,670               | 4,580                    | 5,940    | 1,230              | 1,225  | 1,895   |
| 12.  | Living alone.....  | 9,490               | 9,965                    | 19,185   | 1,725              | 1,725  | 2,285   |
| 13.  | Number of family persons.....                                | 78,305              | 82,270                   | 62,465   | 18,615             | 18,620 | 43,475  |
| 14.  | Average number of persons per census family.....             | 3.1                 | 3.0                      | 2.6      | 3.2                | 3.2    | 3.9   |
| 15.  | Total number of persons 65 years and over.....               | 14,115              | 15,595                   | 21,800   | 795                | 795    | 1,325   |
| 16.  | Number of non-family persons 65 years and over.....          | 5,690               | 6,445                    | 9,840    | 375                | 370    | 430   |
| 17.  | Living with relatives(4).....                                | 1,555               | 1,645                    | 965      | 85                 | 85     | 205   |
| 18.  | Living with non-relatives only.....                          | 445                 | 380                      | 395      | 35                 | 40     | 35  |
| 19.  | Living alone.....  | 3,685               | 4,420                    | 8,475    | 250                | 250    | 185   |
| 20.  | Number of family persons 65 years and over.....              | 8,425               | 9,150                    | 11,965   | 420                | 425    | 895   |
| <b>ECONOMIC FAMILY CHARACTERISTICS</b>               |  |                     |                          |          |                    |        |   |
| <b>Economic Families</b>                             |  |                     |                          |          |                    |        |   |
| 21.  | Total number of economic families in private households..... | 25,520              | 26,730                   | 24,500   | 5,925              | 5,925  | 11,050  |
| by size of family                                    |  |                     |                          |          |                    |        |   |
| 22.  | 2 persons.....   | 10,560              | 11,175                   | 15,280   | 2,140              | 2,140  | 2,500   |
| 23.  | 3 persons.....   | 5,315               | 5,445                    | 4,415    | 1,375              | 1,375  | 2,150   |
| 24.  | 4 persons.....   | 5,280               | 5,385                    | 3,225    | 1,460              | 1,460  | 2,585   |
| 25.  | 5 or more persons.....                                       | 4,365               | 4,725                    | 1,585    | 950                | 950    | 3,815   |
| <b>Persons in Private Households</b>                 |  |                     |                          |          |                    |        |   |
| 26.  | Total.....   | 99,100              | 101,735                  | 90,435   | 22,440             | 22,435 | 50,570  |
| 27.  | Number of unattached individuals.....                        | 16,160              | 14,550                   | 25,120   | 2,950              | 2,950  | 4,180   |
| 28.  | Number of economic family persons.....                       | 82,935              | 87,195                   | 65,310   | 19,490             | 19,490 | 46,395  |
| 29.  | Average number of persons per economic family.....           | 3.2                 | 3.3                      | 2.7      | 3.3                | 3.3    | 4.2   |

**Certaines caractéristiques des circonscriptions électorales fédérales (Ordonnance de représentation de 1987),  
recensement de 1986 - données intégrales**

| Nunatsiaq | Western Arctic |  |  |  |  | Caractéristiques   | N°         |
|-----------|----------------|--|--|--|--|--|------------|
|           |                |  |  |  |  | <b>CARACTÉRISTIQUES DE LA FAMILLE DE<br/>RECENSEMENT<br/>(fin)</b>   |            |
|           |                |  |  |  |  | <b>Enfants dans les familles de recensement</b>  |            |
| 10,275    | 12,595         |  |  |  |  | Nombre total d'enfants à la maison.....  | 1.         |
|           |                |  |  |  |  | <b>selon l'âge</b>   |            |
| 3,070     | 3,755          |  |  |  |  | Moins de 6 ans.....  | 2.         |
| 4,035     | 4,960          |  |  |  |  | 6 - 14 ans.....  | 3.         |
| 1,230     | 1,465          |  |  |  |  | 15 - 17 ans.....   | 4.         |
| 1,560     | 1,720          |  |  |  |  | 18 - 24 ans.....   | 5.         |
| 390       | 685            |  |  |  |  | 25 ans et plus.....  | 6.         |
| 2.7       | 1.7            |  |  |  |  | Nombre moyen d'enfants par famille de<br>recensement (3).....  | 7.         |
|           |                |  |  |  |  | <b>Personnes dans les ménages privés</b>   |            |
|           |                |  |  |  |  | <b>selon la situation des particuliers dans<br/>la famille de recensement et modalité de vie</b>             |            |
| 19,365    | 31,205         |  |  |  |  | Nombre total de personnes.....   | 8.         |
| 2,150     | 4,940          |  |  |  |  | Nombre de personnes hors famille.....  | 9.         |
| 1,230     | 1,685          |  |  |  |  | Vivant avec des personnes apparentées (4)...   | 10.        |
|           |                |  |  |  |  | Vivant avec des personnes non apparentées<br>seulement.....  | 11.        |
| 400       | 1,490          |  |  |  |  | Vivant seules.....   | 12.        |
| 520       | 1,770          |  |  |  |  | Nombre de personnes dans les familles.....   | 13.        |
| 17,215    | 26,265         |  |  |  |  | Nombre moyen de personnes par famille de<br>recensement.....   | 14.        |
| 4.5       | 3.6            |  |  |  |  | Nombre total de personnes de 65 ans et plus...<br>Nombre de personnes hors famille de 65 ans<br>et plus..... | 15.<br>16. |
| 445       | 885            |  |  |  |  | Vivant avec des personnes apparentées (4)...   | 17.        |
| 110       | 325            |  |  |  |  | Vivant avec des personnes non apparentées<br>seulement.....  | 18.        |
| 80        | 130            |  |  |  |  | Vivant seules.....   | 19.        |
| 5         | 35             |  |  |  |  | Nombre de personnes de 65 ans et plus dans<br>les familles.....  | 20.        |
| 25        | 160            |  |  |  |  |  |            |
| 335       | 560            |  |  |  |  |  |            |
|           |                |  |  |  |  | <b>CARACTÉRISTIQUES DE LA FAMILLE<br/>ÉCONOMIQUE</b>   |            |
|           |                |  |  |  |  | <b>Familles économiques</b>  |            |
|           |                |  |  |  |  | Nombre total de familles économiques dans les<br>ménages privés.....   | 21.        |
| 3,665     | 7,385          |  |  |  |  | <b>selon la taille de la famille</b>   |            |
| 455       | 2,050          |  |  |  |  | 2 personnes.....   | 22.        |
| 575       | 1,575          |  |  |  |  | 3 personnes.....   | 23.        |
| 730       | 1,855          |  |  |  |  | 4 personnes.....   | 24.        |
| 1,900     | 1,915          |  |  |  |  | 5 personnes ou plus.....   | 25.        |
|           |                |  |  |  |  | <b>Personnes dans les ménages privés</b>   |            |
| 19,365    | 31,205         |  |  |  |  | Total.....   | 26.        |
| 920       | 3,260          |  |  |  |  | Nombre de personnes seules.....  | 27.        |
| 18,450    | 27,945         |  |  |  |  | Nombre de personnes dans la famille<br>économique.....   | 28.        |
| 5.0       | 3.8            |  |  |  |  | Nombre moyen de personnes par famille<br>économique.....   | 29.        |



**REFERENCE MATERIAL**  
**IN**  
**ENGLISH**



## DEFINITIONS

The definitions of geographic terms and census concepts are presented here in summary form only. Users should refer to the **1986 Census Dictionary** (Catalogue No. 99-101E or F) for the full definitions and additional remarks related to these concepts and definitions.

### GEOGRAPHIC TERMS:

#### **BLOCK-FACE**

Refers to one side of a city street, between consecutive intersections with streets or similar physical features, for which census data are coded and stored on the basis of grid coordinates. From these block-faces the areas for which users request data can be constructed in a building-block fashion.

#### **CENTROID**

Refers to a geographic coordinate that represents the population centre of an enumeration area or the geographic centre of a block-face. These coordinates are expressed using a global grid system. Statistics Canada uses the Universal Transverse Mercator (UTM) system which is an established international system of specifying point locations on the globe.

To permit the retrieval of census data for any user-specified area, two types of centroids are available. They are:

- (i) **Enumeration area centroids:** For each enumeration area in Canada a centroid (coordinate) has been manually assigned to represent its approximate population centre. It is to this centroid that all census data relating to the enumeration area are linked.
- (ii) **Block-face centroids:** In most large urban areas of Canada (50,000 population and over), a centroid is assigned to each block-face. The block-face centroid is a coordinate, offset from the street centre, that represents one side of a street between consecutive intersections with other streets or physical features and to which all census data relating to the block-face are linked.

#### **ENUMERATION AREA (EA)**

Refers to the area usually canvassed by one Census Representative. It is defined according to the following criteria: (1) Households – the number of

households in an enumeration area generally varies between a maximum of 375 households in large urban areas to a minimum of 125 in rural areas; (2) Limits - an enumeration area, being the building block of all geostatistical areas, never cuts across any geographic area recognized by the census. Moreover, enumeration area boundaries are defined such that the Census Representative will be able to locate them with as little difficulty as possible, for example, streets, roads, railways, rivers and lakes. Enumeration areas are normally the smallest geographic unit for which census data are available.

#### **FEDERAL ELECTORAL DISTRICT (FED)**

Refers to any territorial unit entitled to return a member to serve in the House of Commons. There are 295 FEDs in Canada based on the 1987 Representation Order.

#### **GEOGRAPHICALLY REFERENCED DATA STORAGE AND RETRIEVAL SYSTEM (GRDSR - GEOCODING)**

GRDSR, or geocoding, refers to a system that is used to geographically code and store census data. The geocoding system assigns geographic coordinates (centroids) at the population centre of every enumeration area in Canada and the geographic centre of each block-face in most of the large urban areas (50,000 population and over).

#### **GEOSTATISTICAL AREA**

Refers to geographic areas delineated or employed for the tabulation and dissemination of census data. This term applies to provinces and territories, census divisions, census subdivisions, census consolidated subdivisions, census metropolitan areas, census agglomerations, primary census metropolitan areas, primary census agglomerations, census tracts, provincial census tracts, urban areas, federal electoral districts and enumeration areas.

#### **INDIAN RESERVE**

Refers to land, the legal title to which is vested in Her Majesty, that has been set apart for the use and benefit of an Indian band and that is subject to the terms of the Indian Act. Since it is generally excluded from local jurisdiction and is administered by the Federal Department of Indian and Northern Affairs Canada (INAC), it is classified as a census subdivision (CSD) by Statistics Canada.

## INDIAN SETTLEMENT

Refers to places, identified by the Federal Department of Indian and Northern Affairs Canada (INAC) for statistical purposes only, where a self-contained group of at least 10 Indian people reside more or less permanently. Indian settlements are usually located on Crown lands under federal or provincial jurisdiction. They have not been set apart for the use and benefit of an Indian band as is the case with Indian reserves.

## PROVINCE

Refers to the major political division of Canada. From a statistical point of view, it is a basic unit for which data are tabulated and cross-classified. In census publications, provincial tables include the Yukon Territory and the Northwest Territories.

## REFERENCE MAP

Refers to a map that identifies and locates the boundaries of census geostatistical areas.

## CENSUS CONCEPTS:

### AGE

Refers to the age at last birthday (as of the census reference date, June 3, 1986). This variable is derived from the date of birth question which asks day, month and year of birth. Persons who were unable to give the exact date of birth were asked to give the best possible estimate.

### CENSUS FAMILY

Refers to a husband and a wife (with or without children who have never married, regardless of age), or a lone parent of any marital status, with one or more children who have never married, regardless of age, living in the same dwelling. For census purposes, persons living in a common-law type of arrangement are considered as now married, regardless of their legal marital status; they accordingly appear as a husband-wife family in most census family tables.

### CENSUS FAMILY COMPOSITION

Refers to the classification of census families in terms of the number and/or age groups of children at home.

## CENSUS FAMILY LIVING ARRANGEMENTS

Refers to the classification of persons in terms of whether they are members of a family household or a non-family household, and whether they are family or non-family persons.

## CENSUS FAMILY STATUS

Refers to the classification of the population into family and non-family persons.

Family persons refers to household members who belong to a census family. They, in turn, are further classified as follows:

The terms Husband and Wife refer to persons living in the same dwelling as spouses. Persons living common-law are considered, for census purposes, as now married, regardless of their legal marital status, and accordingly appear as a husband-wife family in most of the published tables.

Lone parent refers to a mother or a father, with no spouse present, living in a dwelling with one or more never-married children.

Child refers to sons and daughters (including adopted children and stepchildren) who have never married, regardless of age, and are living in the same dwelling as their parent(s). Sons and daughters who have ever been married, regardless of their marital status at enumeration, are not considered as members of their parents' family, even though they are living in the same dwelling.

Non-family persons refers to household members who do not belong to a census family. They may be related to the household reference person - Person 1 - (e.g., brother-in-law, cousin, grandparent) or unrelated (e.g., lodger, room-mate, employee). A person living alone is always a non-family person.

## CENSUS FAMILY STRUCTURE

Refers to the classification of census families into husband-wife families (with or without children present) and lone-parent families by sex of parent. Husband-wife families may be further disaggregated into "Now-married Couples" and "Common-law Couples".



## ECONOMIC FAMILY

Refers to a group of two or more persons who live in the same dwelling and are related to each other by blood, marriage or adoption. Persons living common-law are considered, for census purposes, as now married regardless of their legal marital status; they accordingly appear as married couples in the economic family tables.

## ECONOMIC FAMILY STATUS

Refers to the classification of population in terms of whether or not they are members of an economic family.

Economic family persons refers to household members who are members of an economic family.

Unattached individuals refers to household members who are not members of an economic family. A person living alone is always an unattached individual.

## HOUSEHOLD SIZE

Refers to the number of persons in a private household.

## HOUSEHOLD TYPE

Refers to the basic division of private households into family and non-family households. Family household refers to a household that contains at least one census family (e.g., persons living in the same dwelling who have a husband-wife or parent and never-married child relationship). One-family household refers to a single census family that occupies one private dwelling. The family may be that of the person responsible for household payments (primary family) or a family in which the person responsible for household payments is not a member (secondary family). A multiple-family household is one in which two or more census families occupy the same private dwelling. Additional persons may or may not be present in such a household.

A non-family household refers to one person who lives alone in a private dwelling, or to a group of persons who occupy a private dwelling and do not constitute a census family.

## MARITAL STATUS

Refers to the conjugal status of a person.

Now married (excluding separated).

Persons whose husband or wife is living, unless the couple is separated or a divorce has been obtained. Persons living common-law are considered as "Now married".

### Separated

Persons who have been deserted or who have parted because they no longer want to live together, but have not obtained a divorce.

### Divorced

Persons who have obtained a legal divorce and who have not remarried.

### Widowed

Persons who have lost their spouse through death and who have not remarried.

### Never married (single)

Persons who have never married (including all persons less than 15 years of age) and persons whose marriage was annulled.

## MOTHER TONGUE

Refers to the first language learned in childhood and still understood by the individual at the time of the census.

In 1986, the following instructions were provided to respondents:

"You should report the first language you learned in childhood, that is, before you went to school. If you no longer understand that language, report the second language you learned. If you are answering for someone else, report the first language that he/she learned in childhood.

If you understand more than one language, report the one you learned first. If you learned two languages at the same time, report the language you **yourself** spoke **most often at home**. If you used the two languages **equally often**, report both.

For a child who has not yet learned a language, report the language he/she will first be learning **at home**. If he/she is learning two languages at the same time, report the one in which he/she is spoken to **most often**. If the two languages are used **equally often**, report both.

Persons who speak an **Indian** language (from India) should not report Indian but rather Hindi, Urdu, Punjabi or some other language as applicable. Persons who speak an **Amerindian** language (North American Indian) should report Cree, Ojibway or some other Amerindian language as applicable."

## OCCUPIED PRIVATE DWELLING

Refers to a private dwelling in which a person or group of persons is permanently residing on Census Day. Also included are private dwellings whose usual residents are temporarily absent on Census Day. Unless otherwise specified, all data in housing reports are for occupied private dwellings rather than unoccupied private dwellings or dwellings occupied solely by foreign and/or temporary residents.

## PRIVATE DWELLING

Refers to a separate set of living quarters with a private entrance either from outside or from a common hall, lobby, vestibule or stairway inside the building. The entrance to the dwelling must be one which can be used without passing through the living quarters of someone else.

## PRIVATE HOUSEHOLD

Refers to a person or group of persons (other than foreign residents) who occupy a private dwelling and do not have a usual place of residence elsewhere in Canada. The number of private households equals the number of occupied private dwellings.

## SEX

Refers to the gender of the respondent.

## STRUCTURAL TYPE OF DWELLING

Refers to the structural characteristics and/or dwelling configuration, that is, whether the dwelling is a detached single house, apartment in a high-rise building, a row house, a mobile home, etc.

### Structural Type of Dwelling - 1986 Census Publication Categories:

- Single-detached House - A single dwelling not attached to any other dwelling or structure

(except its own garage or shed). A single-detached house has open space on all sides, and has no dwellings either above or below it.

- Apartment in a Building that Has Five or More Storeys - A dwelling unit in a high-rise building which has five or more storeys.
- Movable Dwelling (Comprises "Mobile Home" and "Other Movable Dwelling".)

Mobile Home - A single dwelling, designed and constructed to be transported on its own chassis, and capable of being moved on short notice.

Other Movable Dwelling - A single dwelling, other than a mobile home, used as a place of residence but capable of being moved on short notice, such as a tent, recreational vehicle, motor home, railroad car, or houseboat.

- Other Dwelling (Comprises "Semi-detached House", "Row House", "Other Single Attached House", "Apartment or Flat in a Detached Duplex" and "Apartment in a Building that Has Less than Five Storeys".)

In 1986, the term "single-detached house" replaces "single-detached" and "single house", as used in previous censuses.

In 1976, 1981 and 1986, the term "movable dwelling" refers to mobile homes and other movable dwellings.

## TENURE

Refers to whether some member of the household owns or rents the dwelling.

A dwelling is classified as "owned" even if it is not fully paid for, such as one which has a mortgage or some other claim on it. The dwelling may be situated on rented or leased land or be part of a condominium (whether registered or unregistered).

A dwelling is classified as "rented" even if it is provided without cash rent or at a reduced rent or if the dwelling is part of a co-operative. For census purposes, in a co-operative all members jointly own the co-operative and occupy their dwelling units under a lease agreement.

For historical and statutory reasons, shelter occupancy on reserves does not lend itself to the

usual classification by standard tenure categories. Therefore, a special category on reserve has been created for 1986 Census products to apply to all occupied private dwellings on reserves whether originally reported as owned or rented. Thus, tenure categories owned and rented refer to occupied private non-reserve dwellings only.

## DATA QUALITY

### GENERAL

The 1986 Census was a large and complex undertaking and, while considerable effort was taken to ensure high standards throughout all collection and processing operations, the resulting estimates are inevitably subject to a certain degree of error. Users of census data should be aware such error exists, and have some appreciation of its main components, so that they can assess the usefulness of census data for their purposes and the risks involved in basing conclusions or decisions on these data.

Errors can arise at virtually every stage of the census process from the preparation of materials, through the listing of dwellings and data collection to processing. Some errors occur more or less at random, and when the individual responses are aggregated for a sufficiently large group, such errors tend to cancel out. For errors of this nature, the larger the group, the more accurate the corresponding estimate. It is for this reason that users are advised to be cautious when using small estimates. There are some errors, however, which might occur more systematically, and which result in "biased" estimates. Because the bias from such errors is persistent no matter how large the group for which responses are aggregated, and because bias is particularly difficult to measure, systematic errors are a more serious problem for most data users than the random errors referred to previously.

For census data in general, the principal types of error are as follows:

- **coverage errors**, which occur when dwellings and/or individuals are missed, incorrectly included or double counted;
- **non-response errors**, which result from the fact that responses cannot be obtained from a small number of households and/or individuals, because of extended absence or some other reason;
- **response errors**, which occur when the respondent, or sometimes the Census Representative, misunderstands a census question, and records an incorrect response;
- **processing errors**, which can occur at various steps including: **coding**, when "write-in" responses are transformed into numerical codes by clerks; **data capture**, when responses are transferred from the census questionnaire to computer tapes by key-entry operators; and **imputation**, when a "valid", but not necessarily correct, response is inserted into a record by the computer to replace missing or "invalid" data ("valid" and "invalid" referring to whether or not the response is consistent with other information on the record);
- **sampling errors**, which apply only to the supplementary questions on the "long form" asked of a one-fifth sample of households, and which arise from the fact that the results for these questions, when weighted up to represent the whole population, inevitably differ from the results which would have been obtained if these questions had been asked of all households.

The above types of error each have both random and systematic components. Usually, however, the systematic component of sampling error is very small in relation to its random component. For the other non-sampling errors, both random and systematic components may be significant.

Since the data contained in this set of tabulations do not involve the supplementary questions on the "long form", they are not subject to any sampling error. They are, however, subject to coverage errors and to the other non-sampling errors referred to above.

### COVERAGE ERRORS

Coverage errors affect the accuracy of the census counts, that is the sizes of the various census universes: population, families, households and dwellings. While steps have been taken to correct certain identifiable errors, the final counts are still subject to some degree of error resulting from persons or dwellings being missed, incorrectly included in the census or double counted.

Missed dwellings or persons result in **under-coverage**. Dwellings can be missed because of misunderstanding of enumeration area (EA) boundaries, or because dwellings are hidden or appear uninhabitable. Persons can be missed when their dwelling is missed or classified as vacant, or when individual household members are omitted from the questionnaire because the respondent misinterprets the instructions on whom to include. Some individuals may be missed because they have no usual residence and did not spend census night in any dwelling.

Dwellings or persons that are incorrectly included or double counted result in **overcoverage**. Overcoverage of dwellings can occur when structures unfit for habitation are listed as dwellings, or when units which do not meet the census definition of a dwelling are listed separately, instead of being treated as part of a larger dwelling. Double counting of dwellings can occur, for example, because of ambiguity over EA boundaries. Persons can be double counted because their dwelling is double counted or because the guidelines on whom to include on the questionnaire have been misunderstood. Occasionally, someone who is not a Canadian resident may, incorrectly, be enumerated in the census. On average, overcoverage is less likely to occur than undercoverage and, as a result, counts of dwellings and persons are likely to be slightly underestimated.

In 1986, four studies were undertaken to measure different aspects of coverage error. First, a sample of dwellings listed as vacant were revisited to verify that they really were vacant on Census Day. Adjustments have been made to the final census counts for households missed because their dwelling was incorrectly classified as vacant. Secondly, a sample of persons enumerated as temporary residents was selected to verify whether or not they were enumerated at their usual place of residence. Based on this sample, estimates were obtained of the number of persons missed because they were temporarily absent from their usual place of residence. Corresponding adjustments were made to the final population counts. Despite these adjustments, the final counts are still subject to some undercoverage. For Canada as a whole and for each province, the magnitude of this residual undercoverage in the 1986 Census is being measured by means of a special study known as the Reverse Record Check. The results of this study were not available at the time this publication was produced, but similar studies conducted during previous censuses indicate an overall undercoverage rate of approximately 2% for both persons and households. Undercoverage tends to be higher for certain segments of the population such as young adult males and recent immigrants. Undercoverage is offset to some degree by overcoverage errors, and in 1986 for the first time a special study was carried out to investigate overcoverage errors. Again, results were not available at the time this publication was produced.

### OTHER NON-SAMPLING ERRORS

While coverage errors affect the number of units in the various census universes, other errors affect the characteristics of those units.

Sometimes, it is not possible to obtain a complete response from a household, even though the dwelling was identified as occupied and a questionnaire dropped off. The household members may have been away throughout the census period or, in rare instances, the householder may have refused to complete the form. More frequently, the questionnaire is returned but information is missing for some questions or individuals. Considerable effort is devoted to ensuring as complete a response as possible. Census Representatives edit the questionnaires and follow up any missing information. The Census Representative's work is then checked by both a supervisor and a quality control technician. Despite this, at the end of the collection stage, a small number of responses are missing. Although missing entries are eliminated during processing, there remains some potential non-response error. This is particularly serious if the non-respondents differ in some respects from the respondents since, as described in a later paragraph, a missing value is replaced by the corresponding entry for a "similar" record. If respondents and non-respondents differ in terms of the characteristics involved, this procedure will result in non-response bias.

Even when a response is obtained, it may not be entirely accurate. The respondent may have misinterpreted the question or may have guessed the answer, especially when answering on behalf of another, possibly absent, household member. Such errors are referred to as response errors. While response errors usually arise from inaccurate information provided by respondents, they can also result from mistakes by the Census Representative when completing certain parts of the questionnaire such as structural type of dwelling, or when calling back to obtain a missing response.

Some of the questions on the census document require a written response. During regional processing, these "write-in" entries are given a numeric code. Coding errors can occur, especially when the code list is extensive (as with, for example, language, ethnic origin, industry and occupation), and when the written response is ambiguous, incomplete or difficult to read. Coding errors are controlled, though not completely eliminated, by verifying a sample of each coder's work and taking corrective action where necessary.

After the coding and certain other manual processing steps are complete, the information on the questionnaires is key-entered onto a computer file. Two procedures are used to control the number of data capture errors. First, certain edits

(such as range checks) are performed as the data are keyed. Secondly, a sample from each batch of documents is re-keyed and compared with the original entries. If there is more than a specified number of errors among the original entries, the whole batch is re-keyed.

Once the data have been captured, they are sent to Ottawa where they undergo a series of computer checks to identify missing or inconsistent responses. In the case of inconsistent responses, it has first to be decided which response is to be considered invalid. Invalid or missing responses must then be replaced by valid responses, that is, responses which are consistent with other data on the record. For a small proportion of cases, the correct response can be inferred from other data on the record. In most cases, however, this is not possible and a valid response is obtained from a "donor" record selected at random from among a group of consistent records which are similar to the invalid record in terms of a number of related characteristics. There is, of course, no guarantee that the imputed value will necessarily be the correct response for the individual concerned. However, provided the missing or invalid records are similar, on average, to the valid records, any imputation errors will more or less cancel out when results are tabulated for a sufficiently large geographical area or subgroup of the population.

Various studies are being carried out to evaluate the quality of the responses obtained in the 1986 Census. For each question, response rates and edit failure rates have been calculated. These can be useful in identifying the potential for non-response and other errors. Also, tabulations from the 1986 Census have been or will be compared with corresponding estimates from previous censuses, from sample surveys (such as the Labour Force Survey) and from various administrative records (such as birth registrations and municipal assessment records). Such comparisons can indicate potential quality problems or at least discrepancies between the sources.

In addition to these aggregate-level comparisons, there are some micromatch studies in progress, in which census responses are compared with another source of information at the individual record level. For certain "stable" characteristics (such as age, sex, mother tongue, place of birth, etc.), the responses obtained in the 1986 Census, for a sample of individuals, are being compared with those for the same individuals in the 1981 Census. Also, following the 1986 Census, a sample of persons was re-enumerated, primarily to determine overcoverage rates. At the same time, however, interviewers asked a series of detailed questions on language, ethnic origin and

structural type of dwelling, the responses to which will be compared with the corresponding census responses in order to identify, and hopefully understand, response errors.

For further information on the quality of census data, contact Social Survey Methods Division at Statistics Canada, Ottawa, Canada K1A 0T6 (613) 951-6929.

## CONFIDENTIALITY AND RANDOM ROUNDING

The figures shown in this report have been subjected to a confidentiality procedure known as "**random rounding**" to prevent the possibility of associating small figures with any identifiable individual. Under this method, all figures including totals are randomly rounded (either up or down) to a multiple of "5". This technique provides strong protection against direct, residual or negative disclosures without adding significant error to the census data. However, since totals are independently rounded, they do not necessarily equal the sum of individual rounded figures in distributions. Also, minor differences can be expected for corresponding totals and cell values in various census tabulations. Similarly, percentages, which are calculated on rounded figures, do not necessarily add to 100. Percentage distributions and rates for the most part are based on rounded data, while percentage changes and averages are based on unrounded data.

Of concern to some users is that small cell counts may suffer a significant distortion as a result of random rounding. This distortion is the protection against disclosure and individual data cells containing these small numbers may lose their precision as a result. Since the rounding is of a random nature, however, when data cells are re-aggregated by the user, the rounding errors tend to cancel out. Distortions may be further reduced by building in the appropriate subtotals into tabulations. Also available is the option of requesting custom tabulations from the census microdata bases. With custom products, random rounding occurs after data cells have been aggregated thus minimizing any distortion.

In addition to random rounding, procedures such as **area** and **cell suppression** have been adopted to further protect the confidentiality of individual responses.

With **area suppression**, all characteristic data for the geographic area are deleted and replaced with the symbol (XXX). The extent to which data are suppressed depends upon whether the area is a

standard geographic area, i.e. aggregated from enumeration areas (federal electoral districts, census divisions, census subdivisions, census tracts, etc.) or a non-standard area specified by the user for a custom tabulation. Data are deleted if the population is less than 40 persons for standard areas and less than 100 persons for non-standard areas. For tables involving income distributions, the suppression of data is extended to geographic areas with a total population of less than 250. Suppressed data are, however, included in the appropriate higher aggregate subtotals and totals. This technique is being implemented for all products involving subprovincial data (i.e. Profile series, basic summary data products, semi-custom and custom data products) collected on a 100% or 20% sample basis.

**Note:** For data collected on a 20% sample basis, area suppression is based on the non-institutional population rather than the total population since sample data were not collected for the institutional population.

With **cell suppression**, the minimum acceptable value for a cell is specified. All cell values below the designated cut-off are deleted and replaced by the symbol (XXX). However, the suppressed data are included in the appropriate higher aggregate subtotals and totals. For 1986 data products, two different methods of cell suppression are being implemented. For publications in "The Nation" and "Dimensions" series involving income, detailed occupation or detailed industry, the distribution is being suppressed where less than 250 persons or units are involved. In semi-custom and custom tabulations of variables collected on a sample basis, all cells with a value of "5" (after random rounding) are being suppressed.

## SPECIAL NOTES

### POPULATION COUNTS BASED ON USUAL RESIDENCE

The population counts shown here for a particular area represent the number of Canadians whose usual place of residence is in that area, regardless of where they happened to be on Census Day. Also included are any Canadians staying in a dwelling in that area on Census Day and having no usual place of residence elsewhere in Canada. In most areas, there is little difference between the number of usual residents and the number of people staying in the area on Census Day. For certain places, however, such as tourist or vacation areas, or those including large work camps, the number of

people staying in the area at any particular time could significantly exceed the number of usual residents shown here.

### INCOMPLETELY ENUMERATED INDIAN RESERVES AND INDIAN SETTLEMENTS

On some Indian reserves and Indian settlements in the 1986 Census, enumeration was not permitted or was interrupted before it could be completed.

Data for 1986 are therefore not available for the incompletely enumerated reserves and settlements and are not included in tabulations. Data for geographic areas containing one or more of these reserves or settlements are therefore noted accordingly. Because of the missing data, users are cautioned that for affected geographic areas, comparisons (e.g., percentage change) between 1981 and 1986 are not exact. While for higher level geographic areas (Canada, provinces, census metropolitan areas and census agglomerations) the impact of the missing data is very small, the impact can increase for smaller areas containing a larger proportion of affected reserves and settlements.

While it is not possible to estimate the population of each incompletely enumerated reserve, estimates of the missed total population and total occupied dwellings at the provincial level have been made and are shown in Appendix 1.

Note, however, that it was not possible to estimate any characteristics of the missed population, even at the provincial level.

A list of incompletely enumerated Indian reserves and Indian settlements is shown in Appendix 2. The "Notes" section at the end of the publication provides a list of federal electoral districts (1987 Representation Order) which contain one or more incompletely enumerated Indian reserves or Indian settlements.

### COMPARABILITY AND QUALITY OF DATA ON MOTHER TONGUE

**Comparison between 1981 and 1986.** The question on mother tongue was the same in the last two censuses, but the instructions to the respondents were modified. In 1981, the respondents were asked to indicate only one language; nevertheless, 597,980 persons reported more than one. This instruction was dropped from the 1986 Census. Under the new instructions, people could

indicate two mother tongues if they had learned them at the same time and had spoken one as frequently as the other when they were children.

The number of multiple responses given in the 1986 Census was significantly higher than that given in the 1981 Census. This increase was the result either of the changes made in the questionnaire, or of changes in the way in which the population answers language questions or of an increase in the number of persons who learned more than one language as a mother tongue. In 1986, 954,940 persons provided a multiple response.

When the 1981 data were processed, only one language was retained, even in cases where the respondent reported more than one. In 1986, responses indicating more than one language were accepted.

In order to facilitate the determination of the trends between 1981 and 1986, two methods of comparison were established. The 1986-based method involves presenting the data from the previous census showing the multiple responses obtained in 1981. The 1981-based method involves adjusting the results of the 1986 Census based on the methods used in 1981. In cases where several languages were reported, the multiple responses were distributed among the component languages.

These adjustments make it easier to relate the 1986 data to the 1981 data, but do not make the results of the two censuses entirely comparable.

The 1986 classification of languages differs from that used in 1981, especially with regard to aboriginal languages. Appendix B of the 1986 Census Dictionary (Catalogue No. 99-101E) provides a description of the changes.

**Quality of data on aboriginal languages.** Users should be aware that the data for some Indian reserves and Indian settlements are not available (see previous note).

For further information regarding data on mother tongue, please contact the Housing, Family and Social Statistics Division, Statistics Canada, Ottawa, Canada K1A 0T6 (613) 951-2563.

## STRUCTURAL TYPE OF DWELLING

In the 1986 Census, there was a higher rate of non-response to the structural type of dwelling question than in 1981 (2.3% compared with 0.5%). It should

be noted that the information on structural type was reported by the Census Representative in 1986, whereas in 1981, it was reported by the household respondent. The impact of this higher non-response on overall data quality should be small except in a limited number of geographic areas where non-responses may have been concentrated.

Movable dwellings, one category of structural type of dwelling, was suspected to be under-reported in the 1986 Census. This is thought to be due to the misclassification of a number of Mobile Homes as other structural types, primarily single-detached dwellings. For large geographic areas, this error is not expected to have a significant impact upon other dwelling categories because of the relatively larger number of dwellings in those areas.





**APPENDIX 1. Population and Occupied Private Dwellings, Showing Estimates for Incompletely Enumerated Indian Reserves and Indian Settlements, for Canada, Provinces and Territories, 1986**

|                       | Excluding incompletely enumerated Indian reserves and Indian settlements |                                | Estimates for incompletely enumerated Indian reserves and Indian settlements |                                | Including estimates on incompletely enumerated Indian reserves and Indian settlements |                                |
|-----------------------|--|--------------------------------|--|--------------------------------|---|--------------------------------|
|                       | Population   | Occupied private dwellings (1) | Population   | Occupied private dwellings (1) | Population  | Occupied private dwellings (1) |
| <b>CANADA</b>         | <b>25,309,331</b>  | <b>9,046,933</b>               | <b>44,733</b>  | <b>10,600</b>                  | <b>25,354,064</b>   | <b>9,057,533</b>               |
| Newfoundland          | 568,349  | 159,917                        | -  | -                              | 568,349   | 159,917                        |
| Prince Edward Island  | 126,646  | 40,872                         | -  | -                              | 126,646   | 40,872                         |
| Nova Scotia           | 873,176  | 297,224                        | 23   | 6                              | 873,199   | 297,230                        |
| New Brunswick         | 709,442  | 232,701                        | 980  | 271                            | 710,422   | 232,972                        |
| Quebec                | 6,532,461  | 2,370,889                      | 7,815  | 1,582                          | 6,540,276   | 2,372,471                      |
| Ontario               | 9,101,694  | 3,243,752                      | 11,821   | 3,112                          | 9,113,515   | 3,246,864                      |
| Manitoba              | 1,063,016  | 384,324                        | 8,216  | 1,673                          | 1,071,232   | 385,997                        |
| Saskatchewan          | 1,009,613  | 360,467                        | 585  | 123                            | 1,010,198   | 360,590                        |
| Alberta               | 2,365,825  | 840,527                        | 9,453  | 1,949                          | 2,375,278   | 842,476                        |
| British Columbia      | 2,883,367  | 1,094,217                      | 5,840  | 1,884                          | 2,889,207   | 1,096,101                      |
| Yukon Territory       | 23,504   | 8,143                          | -  | -                              | 23,504  | 8,143                          |
| Northwest Territories | 52,238   | 13,900                         | -  | -                              | 52,238  | 13,900                         |

(1) Includes all private dwellings occupied by usual residents as well as private dwellings occupied solely by foreign and/or temporary residents.



## APPENDIX 2. Incompletely Enumerated Indian Reserves and Indian Settlements

### CANADA

| Name                   | Type | Province | Name                   | Type | Province     |
|------------------------|------|----------|------------------------|------|--------------|
| Akwesasne 15           | R    | Quebec   | Johny Sticks 2         | R    | B.C.         |
| Akwesasne 59           | R    | Ontario  | Kahnawake 14           | R    | Quebec       |
| Alexander 134          | R    | Alberta  | Kamloops 1             | R    | B.C.         |
| Alkali Lake 1          | R    | B.C.     | Kasabonika Lake        | R    | Ontario      |
| Andy Cahoose Meadow 16 | R    | B.C.     | Katit 1                | R    | B.C.         |
| Attawapiskat 91A       | R    | Ontario  | Keeseekoose 66         | R    | Saskatchewan |
| Baezaeko River 25      | R    | B.C.     | Kettle Point 44        | R    | Ontario      |
| Bear Island 1          | R    | Ontario  | Kingfisher 1           | R    | Ontario      |
| Bearskin Lake          | R    | Ontario  | Kingsclear 6           | R    | N.B.         |
| Beaver Lake 131        | R    | Alberta  | Kushya Creek 7         | R    | B.C.         |
| Becher Bay 1           | R    | B.C.     | Lac-Rapide             | R    | Quebec       |
| Becher Bay 2           | R    | B.C.     | Lansdowne House        | S-E  | Ontario      |
| Big Trout Lake         | R    | Ontario  | Lillooet 1             | R    | B.C.         |
| Bridge River 1         | R    | B.C.     | Little Black Bear 84   | R    | Saskatchewan |
| Burnt Church 14        | R    | N.B.     | Lizard Point 62        | R    | Manitoba     |
| Canoe Creek 1          | R    | B.C.     | Long Plain (Part) 6    | R    | Manitoba     |
| Cayoosh Creek 1        | R    | B.C.     | Louis Creek 4          | R    | B.C.         |
| Chilhil 6              | R    | B.C.     | Louis Squinas Ranch 14 | R    | B.C.         |
| Cold Lake 149          | R    | Alberta  | Malahat 11             | R    | B.C.         |
| Cold Lake 149A         | R    | Alberta  | Marble Canyon 3        | R    | B.C.         |
| Cold Lake 149B         | R    | Alberta  | Mayne Island 6         | R    | B.C.         |
| Crane River 51         | R    | Manitoba | Mission 5              | R    | B.C.         |
| Dakota Plains 6A       | R    | Manitoba | Montana 139            | R    | Alberta      |
| Dakota Tipi 1          | R    | Manitoba | Mount Currie 1         | R    | B.C.         |
| Dauphin River 48A      | R    | Manitoba | Mount Currie 2         | R    | B.C.         |
| Deer Lake              | S-E  | Ontario  | Mount Currie 8         | R    | B.C.         |
| Dog Creek 1            | R    | B.C.     | Mount Currie 10        | R    | B.C.         |
| Ebb and Flow 52        | R    | Manitoba | Muskrat Dam Lake       | R    | Ontario      |
| Enderby 2              | R    | B.C.     | Nazco 20               | R    | B.C.         |
| Ermineskin 138         | R    | Alberta  | Necait 6               | R    | B.C.         |
| Esquimalt              | R    | B.C.     | Nekalliston 2          | R    | B.C.         |
| Factory Island 1       | R    | Ontario  | Neskainlith 1          | R    | B.C.         |
| Fort Albany (Part) 67  | R    | Ontario  | Neskainlith 2          | R    | B.C.         |
| Fort Alexander 3       | R    | Manitoba | Nesuch 3               | R    | B.C.         |
| Fort Hope 64           | R    | Ontario  | North Thompson 1       | R    | B.C.         |
| Fountain 1             | R    | B.C.     | Oka 16                 | R    | Quebec       |
| Fountain 3             | R    | B.C.     | Okanese 82             | R    | Saskatchewan |
| Fountain 11            | R    | B.C.     | Oneida 41              | R    | Ontario      |
| Gibson 31              | R    | Ontario  | Pashilqua 2            | R    | B.C.         |
| Goulais Bay 15A        | R    | Ontario  | Pavilion 1             | R    | B.C.         |
| Heart Lake 167         | R    | Alberta  | Peguis 1B              | R    | Manitoba     |
| Jackhead 43            | R    | Manitoba | Peigan 147             | R    | Alberta      |

## APPENDIX 2. Incompletely Enumerated Indian Reserves and Indian Settlements

### CANADA

| Name                    | Type | Province     | Name                     | Type | Province |
|-------------------------|------|--------------|--------------------------|------|----------|
| Pigeon Lake 138A        | R    | Alberta      | Weagamow Lake 87         | R    | Ontario  |
| Pine Creek 66A          | R    | Manitoba     | Whispering Pines 4       | R    | B.C.     |
| Rankin Location 15D     | R    | Ontario      | White Fish Lake 128      | R    | Alberta  |
| Rolling River 67        | R    | Manitoba     | Whitefish River (Part) 4 | R    | Ontario  |
| Roseau Rapids 2A        | R    | Manitoba     | Wildcat 12               | R    | N.S.     |
| Roseau River 2          | R    | Manitoba     | Williams Lake 1          | R    | B.C.     |
| Sachigo Lake 1          | R    | Ontario      | Windy Mouth 7            | R    | B.C.     |
| Sachigo Lake 2          | R    | Ontario      |                          |      |          |
| Sahhaltkum 4            | R    | B.C.         |                          |      |          |
| Salmon River Meadow 7   | R    | B.C.         |                          |      |          |
| Salmon River 1          | R    | B.C.         |                          |      |          |
| Samson 137              | R    | Alberta      |                          |      |          |
| Samson 137A             | R    | Alberta      |                          |      |          |
| Sandy Bay 5             | R    | Manitoba     |                          |      |          |
| Sandy Lake 88           | R    | Ontario      |                          |      |          |
| Sarcee 145              | R    | Alberta      |                          |      |          |
| Saugeen 29              | R    | Ontario      |                          |      |          |
| Seine River 23A         | R    | Ontario      |                          |      |          |
| Seton Lake 5A           | R    | B.C.         |                          |      |          |
| Sheguiandah 24          | R    | Ontario      |                          |      |          |
| Skeetchestn             | R    | B.C.         |                          |      |          |
| Slosh 1                 | R    | B.C.         |                          |      |          |
| Sooke 1                 | R    | B.C.         |                          |      |          |
| South Saanich 1         | R    | B.C.         |                          |      |          |
| Squaam 2                | R    | B.C.         |                          |      |          |
| Squinas 2               | R    | B.C.         |                          |      |          |
| Star Blanket 83         | R    | Saskatchewan |                          |      |          |
| Stoney 142, 143, 144    | R    | Alberta      |                          |      |          |
| Sucker Creek 23         | R    | Ontario      |                          |      |          |
| Sundayman's Meadow 3    | R    | B.C.         |                          |      |          |
| Switsemalph 3           | R    | B.C.         |                          |      |          |
| Switsemalph 6           | R    | B.C.         |                          |      |          |
| Switsemalph 7           | R    | B.C.         |                          |      |          |
| Tatelkus Lake 28        | R    | B.C.         |                          |      |          |
| Thomas Squinas Ranch 2A | R    | B.C.         |                          |      |          |
| Towdystan Lake 3        | R    | B.C.         |                          |      |          |
| Towinock 2              | R    | B.C.         |                          |      |          |
| Trout Lake Alec 16      | R    | B.C.         |                          |      |          |
| Tzetzzi Lake 11         | R    | B.C.         |                          |      |          |
| Ulkatcho 13             | R    | B.C.         |                          |      |          |
| Union Bay 4             | R    | B.C.         |                          |      |          |
| Wapekeka 2              | R    | Ontario      |                          |      |          |

## ACCESSIBLE FROM COAST TO COAST

Statistics Canada's regional reference centres provide a full range of the census products and services. Each reference centre is equipped with a library and a sales counter where users can consult or purchase census publications, microcomputer diskettes, microfiche, maps and more. Each centre has facilities to retrieve information from Statistics Canada's computerized data retrieval systems - CANSIM and TELICHART. A telephone inquiry service is also available with toll-free numbers for regional clients outside local calling areas. Many other services - from seminars to consultations - are offered. Call or write your regional reference centre for information. For a brief description of the products and services available from the 1986 Census, consult the section on Guidelines for Using This Publication.

### NEWFOUNDLAND AND LABRADOR

Advisory Services  
 Statistics Canada  
 3rd Floor, Viking Building  
 Crosbie Road  
 St. John's, Newfoundland A1B 3P2  
 Local calls: 709-772-4073  
 Toll-free service: 1-800-563-4255

### MARITIME PROVINCES

Advisory Services  
 Statistics Canada  
 North American Life Centre  
 1770 Market Street  
 Halifax, Nova Scotia B3J 3M3  
 Local calls: 902-426-5331  
 Toll-free service: 1-800-565-7192

### QUEBEC

Advisory Services  
 Statistics Canada  
 Guy Favreau Complex  
 200 René Lévesque Blvd. W.  
 Suite 412, East Tower  
 Montréal, Quebec H2Z 1X4  
 Local calls: 514-283-5725  
 Toll-free service: 1-800-361-2831

### NATIONAL CAPITAL REGION

Central Inquiries Service  
 Statistics Canada  
 Lobby, R.H. Coats Building  
 Tunney's Pasture  
 Ottawa, Ontario K1A 0T6  
 Local calls: 613-951-8116  
 If outside the local calling area, please dial the toll-free number for your province.

### ONTARIO

Advisory Services  
 Statistics Canada  
 10th Floor, Arthur Meighen Building  
 25 St. Clair Avenue East  
 Toronto, Ontario M4T 1M4  
 Local calls: 416-973-6586  
 Toll-free service: 1-800-268-1151

### NIPISSING REGION

Advisory Services  
 Statistics Canada  
 Civic Administration Centre  
 225 Holditch Street  
 Sturgeon Falls, Ontario P0H 2G0

Local calls: 705-753-4888

If outside the local calling area, please dial the toll-free number given above for Ontario residents.

### MANITOBA

Advisory Services  
 Statistics Canada  
 6th Floor, General Post Office Building  
 266 Graham Avenue  
 Winnipeg, Manitoba R3C 0K4  
 Local calls: 204-983-4020  
 Toll-free service: 1-800-542-3404

### SASKATCHEWAN

Advisory Services  
 Statistics Canada  
 5th Floor, 530 Midtown Centre  
 Regina, Saskatchewan S4P 2B6  
 Local calls: 306-780-5405  
 Toll-free service: 1-800-667-7164

### ALBERTA AND NORTHWEST TERRITORIES

Advisory Services  
 Statistics Canada  
 2nd Floor, Hys Centre  
 11010-101 Street  
 Edmonton, Alberta T5H 4C5  
 Local calls: 403-495-3027  
 Toll-free service: 1-800-282-3907  
 N.W.T. call collect: 403-495-3028

### SOUTHERN ALBERTA (CALGARY)

Advisory Services  
 Statistics Canada  
 Box 2390, Station M  
 Room 245  
 220 Fourth Avenue SE  
 Calgary, Alberta T2P 3C1  
 Local calls: 403-292-6717  
 Toll-free service: 1-800-472-9708

### BRITISH COLUMBIA AND YUKON

Advisory Services  
 Statistics Canada  
 Sinclair Centre, Suite 440F  
 757 West Hastings Street  
 Vancouver, British Columbia V6C 3C9  
 Local calls: 604-666-3691  
 Toll-free service:  
 South and Central B.C.: 1-800-663-1551  
 Yukon and Northern B.C.: Zenith 08913



**DOCUMENTS DE RÉFÉRENCE  
EN  
FRANÇAIS**





## DÉFINITIONS

Seul un résumé des définitions des termes géographiques et des concepts du recensement est présenté ici. Les utilisateurs doivent consulter le **Dictionnaire du recensement de 1986** (n° 99-101F ou E au catalogue) pour les définitions complètes et les observations additionnelles pertinentes.

### TERMES GÉOGRAPHIQUES:

#### CARTE DE RÉFÉRENCE

Carte qui définit et situe les limites des unités géostatistiques de recensement.

#### CENTROÏDE

Coordonnées géographiques attribuées au centre de gravité de la population d'un secteur de dénombrement ou au centre de gravité géographique d'un côté d'îlot. Ces coordonnées sont établies au moyen d'une grille géographique universelle. Statistique Canada se sert de la projection universelle transverse de Mercator (UTM), système international reconnu permettant d'indiquer l'emplacement d'un point sur le globe.

Il existe deux sortes de centroïdes pour l'extraction des données de recensement relatives à un secteur demandé.

- (i) **Centroïde de secteur de dénombrement:** Un centroïde (coordonnée) correspondant plus ou moins au centre de gravité de la population, est attribué manuellement à chaque secteur de dénombrement au Canada. Toutes les données de recensement relatives à un secteur de dénombrement sont appariées au centroïde qui lui est attribué.
- (ii) **Centroïde de côté d'îlot:** Un centroïde est attribué à chaque côté d'îlot dans la plupart des grandes régions urbaines du Canada (50,000 habitants et plus). Le centroïde de côté d'îlot donne les coordonnées (distance par rapport au centre de la rue) d'un côté de rue situé entre deux intersections consécutives formées par la rencontre de deux rues, d'une rue et d'un trait physique ou de deux traits physiques. Toutes les données de recensement relatives à un côté d'îlot sont appariées au centroïde qui lui est attribué.

#### CIRCONSCRIPTION ÉLECTORALE FÉDÉRALE (CÉF)

Division territoriale élisant un député à la Chambre des communes. Il y a 295 CÉF au

Canada, conformément à l'Ordonnance de représentation de 1987.

#### CÔTÉ D'ÎLOT

Côté de rue situé entre deux intersections consécutives formées par la rencontre de deux rues, d'une rue et d'un trait physique ou de deux traits physiques. Les données de recensement sont codées et stockées pour chaque côté d'îlot suivant un système de coordonnées. Le côté d'îlot permet de construire les secteurs demandés par l'utilisateur.

#### ÉTABLISSEMENT INDIEN

Lieu, désigné par le ministère des Affaires indiennes et du Nord Canada (AINC) à des fins statistiques seulement, où un groupe indépendant d'au moins 10 autochtones habitent de façon plus ou moins permanente. Les établissements indiens sont généralement situés sur des terres de la Couronne soumises à l'autorité fédérale ou à celle des administrations provinciales. Contrairement aux réserves indiennes, ces terres ne sont pas réservées à l'usage exclusif d'une bande indienne.

#### PROVINCE

Principale division politique du Canada. Du point de vue statistique, c'est une unité de base pour laquelle toutes les données sont totalisées et recoupées. Dans les publications du recensement, les tableaux relatifs aux provinces comprennent le Yukon et les Territoires du Nord-Ouest.

#### RÉSERVE INDIENNE

Territoire dont le titre légal de propriété appartient à Sa Majesté la Reine, qui a été réservé à l'usage et au profit d'une bande indienne et qui est assujéti aux termes de la Loi sur les Indiens. Puisque les réserves indiennes échappent généralement à la compétence des autorités locales et sont administrées par le ministère des Affaires indiennes et du Nord Canada (AINC), elles sont considérées par Statistique Canada comme des subdivisions de recensement (SDR).

#### SECTEUR DE DÉNOMBREMENT (SD)

Unité géographique dénombrée par un recenseur. Elle est définie selon les critères suivants: (1) Ménages – le nombre de ménages dans un secteur de dénombrement peut varier de 375 (maximum) dans les grandes régions urbaines à 125

(minimum) dans les régions rurales; (2) Limites – un secteur de dénombrement étant l'unité de base de toutes les unités géostatistiques, il ne déborde jamais une unité reconnue par le recensement. Par ailleurs, les limites des secteurs de dénombrement sont définies de manière que le recenseur puisse les repérer sans difficulté (par exemple, rues, chemins, voies ferrées, rivières et lacs). Les secteurs de dénombrement constituent normalement les plus petites unités géographiques pour lesquelles on peut obtenir des données de recensement.

### **SYSTÈME DE STOCKAGE ET D'EXTRACTION DES DONNÉES CODÉES SUIVANT UNE GRILLE GÉOGRAPHIQUE (GRDSR – GÉOCODAGE)**

Système utilisé pour attribuer des codes géographiques aux données du recensement et ensuite les stocker. Le système de géocodage attribue des coordonnées géographiques (centroïdes) au centre de gravité de la population de chaque secteur de dénombrement au Canada et au centre géographique de chaque côté d'îlot dans la plupart des grandes régions urbaines (50,000 habitants et plus).

### **UNITÉ GÉOSTATISTIQUE**

Toute région géographique délimitée ou utilisée pour la totalisation et la diffusion des données du recensement. L'expression englobe les provinces et territoires, les divisions de recensement, les subdivisions de recensement, les subdivisions de recensement unifiées, les régions métropolitaines de recensement, les agglomérations de recensement, les régions métropolitaines de recensement primaires, les agglomérations de recensement primaires, les secteurs de recensement, les secteurs de recensement provinciaux, les régions urbaines, les circonscriptions électorales fédérales et les secteurs de dénombrement.

### **CONCEPT DU RECENSEMENT:**

#### **ÂGE**

Âge au dernier anniversaire de naissance (à la date de référence du recensement, le 3 juin 1986). Cette variable est établie d'après la réponse à la question sur la date de naissance qui demande le jour, le mois et l'année de naissance. Les personnes qui ne connaissaient pas la date exacte de leur naissance devaient donner la meilleure estimation possible.

### **COMPOSITION DE LA FAMILLE DE RECENSEMENT**

Les familles de recensement sont classées selon le nombre et (ou) les groupes d'âge des enfants à la maison.

#### **ÉTAT MATRIMONIAL**

Situation conjugale d'une personne.

##### Actuellement marié(e) (sauf séparé(e))

Personne dont le conjoint est vivant, à moins que le couple ne soit séparé ou divorcé; les personnes vivant en union libre sont considérées comme actuellement mariées.

##### Séparé(e)

Personne qui a été abandonnée, ou qui est séparée de son conjoint, légalement ou non, parce qu'elle ne veut plus vivre avec cette personne, mais qui n'a pas obtenu de divorce.

##### Divorcé(e)

Personne qui a obtenu un divorce et qui ne s'est pas remariée.

##### Veuf(ve)

Personne dont le conjoint est décédé et qui ne s'est pas remariée.

##### Célibataire (jamais marié(e))

Personne qui n'a jamais été mariée (y compris toute personne de moins de 15 ans), ou personne dont le mariage a été annulé.

### **FAMILLE DE RECENSEMENT**

Époux et épouse (avec ou sans enfants jamais mariés, peu importe leur âge) ou un parent seul (peu importe son état matrimonial) avec un ou plusieurs enfants jamais mariés (quel que soit leur âge) vivant dans le même logement. Aux fins du recensement, les personnes vivant en union libre sont considérées comme "actuellement mariées", peu importe leur état matrimonial légal; elles figurent donc comme une famille époux-épouse dans la plupart des tableaux sur la famille de recensement.

### **FAMILLE ÉCONOMIQUE**

Groupe de deux personnes ou plus qui vivent dans le même logement et qui sont apparentées par le

sang, par alliance ou par adoption. Les personnes qui vivent en union libre sont considérées, aux fins du recensement, comme actuellement mariées, quel que soit leur état matrimonial légal; elles figurent donc comme des couples mariés dans les tableaux sur les familles économiques.

## GENRE DE MÉNAGE

Répartition fondamentale des ménages privés en ménages familiaux et en ménages non familiaux. Un ménage familial est un ménage qui comprend au moins une famille de recensement, par exemple, des personnes qui habitent le même logement et qui ont des liens conjugaux (époux-épouse) ou des liens de filiation (parent et enfant jamais marié).

Un ménage unifamilial se compose d'une seule famille de recensement qui occupe un logement privé. Il peut s'agir de la famille de la personne responsable des paiements du ménage (famille principale) ou d'une famille dont la personne responsable des paiements du ménage n'est pas membre (famille secondaire). Un ménage multifamilial se compose de deux familles de recensement ou plus qui occupent le même logement privé. D'autres personnes peuvent aussi faire partie d'un tel ménage.

Un ménage non familial est constitué d'une personne qui vit seule dans un logement privé ou d'un groupe de personnes qui partagent un logement privé mais ne forment pas une famille de recensement.

## LANGUE MATERNELLE

Première langue apprise dans l'enfance et encore comprise par le recensé au moment du recensement.

En 1986, les instructions ci-après étaient fournies aux recensés:

"Vous devez indiquer la première langue que vous avez apprise dans votre petite enfance, c'est-à-dire avant d'aller à l'école. Si vous ne la comprenez plus, indiquez la seconde langue que vous avez apprise. Si vous répondez pour une autre personne, indiquez la première langue qu'elle a apprise dans sa petite enfance.

Si vous comprenez plusieurs langues, indiquez celle que vous avez apprise en premier lieu. Si vous en avez appris deux simultanément, indiquez celle que vous

parliez **vous-même le plus souvent à la maison**. Si vous les utilisiez également, indiquez-les toutes les deux.

Dans le cas d'un enfant qui n'a pas encore appris à parler, indiquez la langue qu'il apprendra en premier lieu à la **maison**. S'il apprend simultanément deux langues, indiquez celle dans laquelle on lui parle le **plus souvent**. Si les deux sont utilisées également, indiquez-les toutes les deux.

Les personnes de langue **indienne (de l'Inde)** ne doivent pas indiquer indien mais plutôt hindi, ourdou, pendjabi ou une autre langue, selon le cas. Les personnes de langue **amérindienne** (indien(ne) de l'Amérique du Nord) doivent indiquer le cri, l'ojibway ou une autre langue amérindienne, selon le cas."

## LOGEMENT PRIVÉ

Ensemble distinct de pièces d'habitation ayant une entrée privée donnant sur l'extérieur ou sur un corridor ou un escalier commun à l'intérieur, c'est-à-dire que l'entrée doit donner accès au logement sans qu'on ait à passer par les pièces d'habitation de quelqu'un d'autre.

## LOGEMENT PRIVÉ OCCUPÉ

Logement privé occupé de façon permanente le jour du recensement par une personne ou un groupe de personnes. Sont également inclus dans cette catégorie les logements privés dont les résidents habituels sont temporairement absents le jour du recensement. Sauf indication contraire, toutes les données présentées dans les publications sur le logement se rapportent aux logements privés occupés et non à des logements privés inoccupés ou à des logements occupés uniquement par des résidents étrangers et (ou) temporaires.

## MÉNAGE PRIVÉ

La ou les personnes (autres que des résidents étrangers) qui occupent un logement privé et n'ont pas de domicile habituel ailleurs au Canada. Le nombre de ménages privés est égal au nombre de logements privés occupés.

## MODALITÉ DE VIE DE LA FAMILLE DE RECENSEMENT

Les personnes sont classées selon qu'elles font partie d'un ménage familial ou non familial et

selon qu'elles sont membres d'une famille ou personnes hors famille.

### MODE D'OCCUPATION

Indique si le logement est possédé ou loué par un membre du ménage.

Un logement est classé "possédé" même s'il est hypothéqué ou grevé d'une autre créance. Le logement peut être situé sur un terrain donné ou pris en location, ou encore faire partie d'un condominium (immeuble en copropriété) enregistré ou non.

Un logement est classé "loué" même s'il est donné en location sans loyer en argent ou à un loyer réduit, ou s'il fait partie d'une coopérative. Aux fins du recensement, tous les membres d'une coopérative ont des parts dans cette coopérative et occupent leur logement en vertu d'un bail.

Pour des raisons historiques et légales, l'occupation des logements dans des réserves ne se prête pas à la classification habituelle en catégories standard de mode d'occupation. Une catégorie spéciale dans une réserve a donc été créée pour les produits du recensement de 1986; cette catégorie s'applique à tous les logements privés occupés dans une réserve, qu'ils aient été, à l'origine, déclarés comme possédé ou loué. Ainsi, les catégories de mode d'occupation propriétaire et locataire ne s'appliquent qu'à des logements privés occupés qui ne sont pas dans des réserves.

### SEXE

Qualité d'homme ou de femme.

### SITUATION DES PARTICULIERS DANS LA FAMILLE DE RECENSEMENT

Classement de la population en personnes faisant partie d'une famille et en personnes hors famille.

Personnes faisant partie d'une famille - Membres d'un ménage qui font partie d'une famille de recensement. Ces personnes sont classées comme suit:

Époux ou épouse - Personne qui habite le même logement que son conjoint. Les personnes vivant en union libre sont considérées, aux fins du recensement, comme actuellement mariées, quel que soit leur état matrimonial légal, et figurent donc comme des familles époux-épouse dans la plupart des tableaux publiés.

Parent seul - Mère ou père, sans conjoint, qui habite un logement avec un ou plusieurs enfants célibataires (jamais mariés).

Enfant - Fils et filles (y compris les enfants adoptés et les enfants d'un autre lit) qui ne se sont jamais mariés, peu importe leur âge, et qui vivent dans le même logement que leurs parents. Les fils et les filles qui se sont déjà mariés, peu importe leur état matrimonial au moment du recensement, ne sont pas considérés comme des membres de la famille de leurs parents, même s'ils vivent dans le même logement.

Personnes hors famille - Membres d'un ménage qui ne font pas partie d'une famille de recensement. Ils peuvent être apparentés à la personne repère du ménage, la Personne 1 (par ex., beau-frère, cousine ou grand-père) ou non apparentés (par ex., chambreur, compagne d'appartement ou employé). Les personnes qui vivent seules sont toujours considérées comme des personnes hors famille.

### SITUATION DES PARTICULIERS DANS LA FAMILLE ÉCONOMIQUE

Classement des personnes selon qu'elles font partie ou non d'une famille économique.

Membres d'une famille économique - Membres d'un ménage qui font partie d'une famille économique.

Personnes seules - Membres d'un ménage qui ne font pas partie d'une famille économique. Une personne vivant seule dans un logement est toujours classée comme une personne seule.

### STRUCTURE DE LA FAMILLE DE RECENSEMENT

Classement des familles de recensement en familles époux-épouse (avec ou sans enfants présents) et en familles monoparentales selon le sexe du parent. Les familles époux-épouse peuvent également être recoupées en "Couples mariés" et "Couples vivant en union libre".

### TAILLE DU MÉNAGE

Nombre de personnes dans un ménage privé.

### TYPE DE CONSTRUCTION RÉSIDEN- TIELLE

Type de construction et(ou) caractéristiques du logement (maison individuelle non attenante,

appartement dans une tour d'habitation, maison en rangée, habitation mobile, etc.).

### Type de construction résidentielle – Catégories des publications du recensement de 1986:

- Maison individuelle non attenante – Logement individuel qui n'est joint à aucun autre logement ou construction (sauf à son propre garage ou hangar). Une maison individuelle non attenante est entourée d'espaces libres et n'a aucun logement au-dessus ou en dessous.
- Appartement dans un immeuble de cinq étages ou plus – Logement dans une tour d'habitation qui a cinq étages ou plus.
- Logement mobile (comprend les catégories "habitation mobile" et "autre logement mobile")

Habitation mobile – Logement individuel conçu et construit pour être transporté sur son propre châssis et que l'on peut déplacer sans grand délai.

Autre logement mobile – Logement individuel, autre qu'une habitation mobile, servant de lieu de résidence et que l'on peut déplacer sans grand délai (tente, véhicule de plaisance, caravane motorisée, voiture de chemin de fer ou bateau-maison).

- Autre logement (comprend les catégories "maison jumelée", "maison en rangée", "autre maison individuelle attenante", "appartement ou plain-pied dans un duplex non attenant" et "appartement dans un immeuble de moins de cinq étages")

Au recensement de 1986, l'expression "maison individuelle non attenante" remplace "maison individuelle (ou logement individuel non attenant)" utilisé précédemment.

En 1976, 1981 et 1986, l'expression "logement mobile" désignait les habitations mobiles ainsi que les autres logements mobiles.

## QUALITÉ DES DONNÉES

### GÉNÉRALITÉS

Le recensement de 1986 a été un projet complexe de grande envergure. Même si l'on a déployé des efforts considérables pour maintenir des normes élevées tout au cours des activités de collecte et de traitement, les estimations obtenues sont inévita-

blement entachées d'erreurs. Les utilisateurs doivent savoir que ces erreurs existent et avoir une idée générale des principales composantes du recensement afin d'être en mesure de déterminer si les données du recensement peuvent leur être utiles et évaluer les risques que comporte le fait de baser leurs conclusions ou leurs décisions sur ces données.

Des erreurs peuvent se produire pratiquement à toutes les étapes du recensement, allant de la préparation des documents au traitement des données, en passant par l'établissement des listes des logements et la collecte des données. Certaines erreurs peuvent survenir plus ou moins au hasard et, lorsque les différentes réponses sont agrégées pour un groupe suffisamment grand, elles tendent à s'annuler. Dans le cas des erreurs de cette nature, plus le groupe est grand, plus l'estimation correspondante est exacte. C'est pour cette raison que les utilisateurs sont invités à employer avec une certaine réserve les petites estimations. Par contre, d'autres erreurs peuvent se produire systématiquement et entraîner des estimations "biaisées". Comme le biais découlant de ces erreurs est persistant, peu importe la taille du groupe pour lequel les réponses sont agrégées, et qu'il est particulièrement difficile à mesurer, les erreurs systématiques posent un plus grave problème à la plupart des utilisateurs des données que les erreurs aléatoires mentionnées plus haut.

En ce qui concerne les données du recensement en général, les principaux types d'erreur sont les suivants:

- les **erreurs d'observation**, qui se produisent lorsqu'on oublie des logements ou des personnes, qu'on les englobe à tort ou qu'on les compte deux fois;
- les **erreurs dues à la non-réponse**, qui découlent du fait qu'on n'a pas pu obtenir de réponses d'un petit nombre de ménages et(ou) de personnes à cause d'une absence prolongée ou pour toute autre raison;
- les **erreurs de réponse**, qui surviennent lorsque le répondant, et parfois le recenseur, a mal interprété une question du recensement et a inscrit une mauvaise réponse;
- les **erreurs de traitement**, qui peuvent se produire à diverses étapes, notamment: au **codage**, lorsque les commis transforment les réponses en toutes lettres en codes numériques; à la **saisie des données**, lorsque les préposés à l'introduction des données transfèrent sur les bandes pour ordinateur les réponses figurant sur le questionnaire du recensement; à

**l'imputation**, lorsque l'ordinateur insère dans un enregistrement une réponse "valide", mais pas nécessairement exacte, pour remplacer des données manquantes ou "invalides" (une réponse est "valide" si elle est conforme aux autres renseignements de l'enregistrement, elle est "invalides" si elle n'est pas conforme);

- les **erreurs d'échantillonnage**, qui s'appliquent uniquement aux questions supplémentaires figurant sur la formule complète et s'adressant à un échantillon d'un cinquième des ménages; elles résultent du fait que les réponses à ces questions, lorsqu'elles sont pondérées pour représenter l'ensemble de la population, diffèrent inévitablement des résultats qu'on aurait obtenus si on avait posé ces questions à tous les ménages.

Les types d'erreur ci-dessus ont chacun une composante aléatoire et une composante systématique. Toutefois, la composante systématique des erreurs d'échantillonnage est généralement très faible par rapport à la composante aléatoire. Par contre, dans le cas des erreurs non dues à l'échantillonnage, les deux composantes peuvent être importantes.

Étant donné que les données présentées dans cette série de totalisations ne tiennent pas compte des questions supplémentaires figurant sur la formule complète, elles ne sont pas sujettes aux erreurs d'échantillonnage. Elles sont cependant sujettes aux erreurs d'observation et aux autres erreurs non dues à l'échantillonnage mentionnées ci-dessus.

## ERREURS D'OBSERVATION

Les erreurs d'observation peuvent influencer sur la précision des chiffres du recensement, c'est-à-dire la taille des divers univers du recensement: la population, les familles, les ménages et les logements. Bien qu'on ait pris quelques mesures pour corriger les erreurs identifiables, une certaine marge d'erreur subsiste toujours dans les chiffres définitifs du fait que des logements ou des personnes ont été oubliés, pris en compte par erreur dans le recensement ou comptés deux fois.

Si des logements ou des personnes n'ont pas été pris en compte alors qu'ils auraient dû l'être, on a un **sous-dénombrement**. Des logements peuvent être oubliés à la suite d'une mauvaise interprétation des limites des secteurs de dénombrement (SD) ou du fait que des logements sont cachés ou semblent inhabitables. Des personnes peuvent être oubliées quand le logement est oublié ou classé comme inoccupé, ou quand certains membres des

ménages sont omis sur le questionnaire parce que le répondant a mal interprété les instructions concernant les personnes à inclure. Certaines personnes peuvent être oubliées parce qu'elles n'ont aucun lieu habituel de résidence et qu'elles ne se trouvaient dans aucun logement la nuit du recensement.

Les logements ou les personnes qui ont été pris en compte par erreur ou qui ont été comptés deux fois donnent lieu à un **surdénombrement**. Le surdénombrement des logements peut se produire lorsque des constructions ne convenant pas à l'habitation sont comptées comme des logements ou lorsque des unités qui ne correspondent pas à la définition d'un logement utilisée dans le recensement sont énumérées séparément au lieu d'être considérées comme faisant partie d'un grand logement. Le double compte des logements peut se produire, par exemple dans les cas où les limites des SD ne sont pas clairement définies. Les personnes peuvent être comptées deux fois parce que leur logement est compté deux fois ou parce que les lignes directrices concernant les personnes à inscrire dans le questionnaire ont été mal interprétées. Parfois, une personne qui n'habite pas habituellement le Canada peut être comptée, à tort, dans le recensement. En moyenne, le surdénombrement est moins susceptible de se produire que le sous-dénombrement; les chiffres des logements et des personnes sont donc probablement légèrement sous-estimés.

En 1986, on a entrepris quatre études pour mesurer les différents aspects des erreurs d'observation. Premièrement, on a revisité un échantillon des logements dénombrés comme inoccupés afin de vérifier s'ils étaient vraiment inoccupés le jour du recensement. On a rectifié les chiffres définitifs du recensement pour tenir compte des ménages oubliés parce que leur logement a été classé par erreur comme inoccupé. Deuxièmement, on a prélevé un échantillon des personnes dénombrées comme résidents temporaires pour vérifier si elles ont été dénombrées à leur lieu habituel de résidence. Au moyen de cet échantillon, on a pu estimer le nombre de personnes qui ont été oubliées parce qu'elles étaient temporairement absentes de leur lieu habituel de résidence. On a apporté les corrections correspondantes aux chiffres de population définitifs. Malgré ces corrections, les chiffres définitifs sont encore sujets à un certain sous-dénombrement. Pour l'ensemble du Canada et pour chaque province, on mesure l'ampleur de ce sous-dénombrement résiduel dans le recensement de 1986 au moyen d'une étude spéciale: la Contre-vérification des dossiers. Les résultats de cette étude n'étaient pas connus au moment de la mise sous presse, mais les études analogues effectuées au cours des recensements

antérieurs indiquent un taux global de sous-dénombrement d'environ 2% à la fois pour les personnes et les ménages. Le sous-dénombrement est généralement plus élevé pour certains groupes de la population, tels que les jeunes hommes adultes et les récents immigrants. Le sous-dénombrement est compensé dans une certaine mesure par les erreurs de surdénombrement; en 1986, pour la première fois une étude spéciale est maintenant en cours pour déterminer les erreurs de surdénombrement. Là encore, les résultats n'étaient pas connus au moment de la mise sous presse.

### AUTRES ERREURS NON DUES À L'ÉCHANTILLONNAGE

Les erreurs d'observation font varier le nombre d'unités dans les divers univers du recensement, tandis que d'autres genres d'erreur font varier les caractéristiques de ces unités.

Il est parfois impossible d'obtenir d'un ménage une réponse complète, même si le logement a été jugé occupé et un questionnaire a été livré. Les membres du ménage ont pu s'absenter pendant toute la période du recensement ou, dans de rares cas, le chef de ménage a pu refuser de remplir le questionnaire. Il arrive plus souvent que le questionnaire est retourné, mais que les données fournies à certaines questions ou pour certaines personnes sont incomplètes. Nous déployons des efforts considérables pour obtenir la réponse la plus complète possible. Les recenseurs vérifient les questionnaires et effectuent des suivis s'il manque des données. Le travail des recenseurs est ensuite vérifié par un surveillant et un technicien du contrôle qualitatif. Malgré ces mesures, à la fin de la phase de collecte des données, il manque un petit nombre de réponses. Bien que les entrées manquantes soient éliminées pendant le traitement des données, il peut toujours se glisser quelques erreurs dues à la non-réponse. Ce genre d'erreur est particulièrement grave si les non-répondants sont différents des répondants à certains égards puisque, comme on le décrit dans un paragraphe ultérieur, la valeur manquante est remplacée par une valeur correspondante tirée d'un dossier "similaire". Si certaines caractéristiques des non-répondants diffèrent de celles des répondants, cette méthode entraîne un biais dû à la non-réponse.

Même lorsqu'on obtient une réponse, il se peut qu'elle ne soit pas tout à fait précise. Le répondant peut avoir mal interprété la question ou avoir donné une réponse incertaine, surtout s'il a répondu pour un autre membre du ménage qui était peut-être absent. Ces erreurs sont appelées erreurs de réponse. Bien que les erreurs de réponse soient en général attribuables à des renseigne-

ments imprécis fournis par les répondants, elles peuvent parfois être liées à des erreurs qu'a faites le recenseur au moment où il a rempli certaines sections du questionnaire, comme le type de construction résidentielle, ou lorsqu'il a rappelé le répondant pour obtenir des données manquantes.

À certaines questions du recensement, il faut inscrire une réponse en toutes lettres. Pendant le dépouillement au bureau régional, on attribue un code numérique à ces réponses "écrites". Il peut alors se produire des erreurs de codage, surtout lorsque la liste des codes est longue (comme dans le cas de la langue, de l'origine ethnique, de l'industrie et de la profession) ou lorsque la réponse écrite est ambiguë, incomplète ou difficile à lire. En vérifiant un échantillon du travail de chaque préposé au codage et en prenant des mesures correctives s'il y a lieu, on peut contrôler les erreurs de codage, sans toutefois les éliminer complètement.

Après le codage et certaines autres étapes du dépouillement manuel des données, les renseignements figurant sur les questionnaires sont introduits sur clavier dans un fichier d'ordinateur. Deux procédures servent à contrôler le nombre d'erreurs à la saisie des données. Premièrement, certaines vérifications (comme le contrôle des tranches) sont effectuées au moment de l'introduction des données. Deuxièmement, un échantillon de chaque lot de documents est réintroduit et comparé à la série de données originale. Si le nombre d'erreurs dans la série originale est supérieur à un nombre déterminé, tout le lot doit être réintroduit.

Une fois que les données sont saisies, elles sont envoyées à Ottawa, où elles font l'objet d'une série de contrôles informatiques permettant de découvrir des réponses manquantes ou incohérentes. Dans le cas des réponses incohérentes, il faut d'abord décider quelle réponse doit être considérée non valide. Les réponses non valides ou manquantes doivent ensuite être remplacées par de bonnes réponses, c'est-à-dire par des réponses compatibles avec les autres données figurant sur l'enregistrement. Dans une faible proportion de cas, la bonne réponse peut être déduite à partir des autres données de l'enregistrement. Toutefois, dans la plupart des cas, cela est impossible, et la bonne réponse est tirée d'un enregistrement "donneur" choisi au hasard parmi un groupe d'enregistrements cohérents où un certain nombre de caractéristiques connexes sont similaires à celles de l'enregistrement incomplet. On ne peut bien sûr garantir que la valeur imputée sera nécessairement la bonne réponse pour la personne concernée. Néanmoins, si les enregistrements contenant des données non valides ou manquantes

sont, en moyenne, similaires aux enregistrements valides, les erreurs à l'imputation sont plus ou moins éliminées lorsque les résultats sont totalisés pour une région géographique ou un sous-groupe de la population suffisamment important.

On mène actuellement diverses études pour évaluer la qualité des réponses obtenues dans le cadre du recensement de 1986. Pour chaque question, on a calculé des taux de réponse et des taux de rejet à la vérification. Ces taux peuvent servir à déterminer la présence possible d'erreurs dues à la non-réponse et d'autres erreurs. De plus, les totalisations du recensement de 1986 ont été, ou seront, comparées à des estimations correspondantes établies à partir de recensements antérieurs, d'enquêtes-échantillon (comme l'Enquête sur la population active) et de divers dossiers administratifs (comme les extraits de naissances et les rapports d'évaluation municipale). Ces comparaisons peuvent indiquer certains problèmes potentiels au niveau de la qualité ou du moins certaines incohérences entre les sources d'information.

En plus de ces comparaisons globales, on étudie actuellement les données de certains particuliers en comparant les réponses du recensement à une autre source de renseignements. Pour certaines caractéristiques "stables" (comme l'âge, le sexe, la langue maternelle, le lieu de naissance, etc.), les réponses obtenues au recensement de 1986 sont comparées aux renseignements fournis pour les mêmes personnes au recensement de 1981. De plus, après le recensement de 1986, on a dénombré une seconde fois un échantillon de répondants, surtout pour déterminer les taux de surdénombrement. En même temps, les interviewers ont posé une série de questions détaillées sur la langue, l'origine ethnique et le type de construction résidentielle, et les réponses seront comparées aux réponses fournies au recensement, ce qui nous permettra de déterminer les erreurs de réponse et, nous l'espérons, de les comprendre.

Pour de plus amples renseignements sur la qualité des données du recensement, veuillez communiquer avec la Division des méthodes d'enquêtes sociales de Statistique Canada, Ottawa, Canada K1A 0T6 (613) 951-6929.

## CONFIDENTIALITÉ ET ARRONDISSEMENT ALÉATOIRE

Par souci de confidentialité, les chiffres publiés dans le présent rapport ont subi un "**arrondissement aléatoire**" qui supprime toute possibilité d'associer des chiffres à une personne facilement reconnaissable. Grâce à cette méthode, tous les

chiffres, y compris les totaux, sont arrondis de façon aléatoire (vers le haut ou vers le bas) jusqu'à un multiple de "5". Cette technique assure une protection efficace contre la divulgation directe, par soustraction ou par méthode résiduelle, sans ajouter d'erreur significative aux données du recensement. Cependant, comme les totaux sont arrondis séparément, ils ne correspondent pas nécessairement à la somme des chiffres arrondis dans les répartitions. De plus, il faut s'attendre à ce que les totaux et les autres chiffres correspondants dans diverses totalisations du recensement présentent quelques légères différences. De même, la somme des pourcentages calculés à partir de chiffres arrondis ne correspond pas forcément à 100. Les répartitions en pourcentage et les taux sont dans la plupart des cas basés sur des données arrondies, alors que les variations en pourcentage et les moyennes sont basées sur des données non arrondies.

La distorsion importante pouvant résulter de l'arrondissement aléatoire lorsqu'il s'agit de cases de faible valeur préoccupe certains utilisateurs. Cette distorsion, qui assure la protection contre la divulgation, entraîne une perte de précision des cases de données renfermant des chiffres peu élevés. Cependant, comme il s'agit d'une méthode aléatoire, les erreurs dues à l'arrondissement ont tendance à disparaître lorsque les cases de données sont agrégées de nouveau. Il est aussi possible de réduire les distorsions en intégrant des totaux partiels dans les totalisations. On peut aussi choisir de demander des totalisations spéciales établies à partir des bases de microdonnées du recensement. Dans le cas de produits personnalisés, l'arrondissement aléatoire se fait après que les cases de données ont été agrégées, ce qui réduit la distorsion au minimum.

Outre l'arrondissement aléatoire, on a adopté d'autres techniques, telles que la **suppression des régions et des cases**, afin d'assurer encore mieux la confidentialité des réponses.

Dans le cadre de la **suppression des régions**, toutes les données caractéristiques se rapportant à la région géographique sont supprimées et remplacées par le symbole (XXX). La suppression des données se fait différemment selon qu'il s'agit d'une région normalisée, c.-à-d. regroupant des secteurs de dénombrement (une circonscription électorale fédérale, une division de recensement, une subdivision de recensement, un secteur de recensement, etc.) ou d'une région non normalisée pour laquelle l'utilisateur désire une totalisation spéciale. Les données sont supprimées si la population est inférieure à 40 personnes dans le cas des régions normalisées, et à 100 personnes lorsqu'il s'agit de régions non normalisées. Pour les



tableaux renfermant des répartitions des revenus, on supprime aussi les données relatives aux régions dont la population est inférieure à 250 personnes. Toutefois, les données supprimées sont incluses dans les totaux, partiels ou non, à un niveau d'agrégation supérieur. Cette technique est appliquée à tous les produits renfermant des données infraprovinciales (c.-à-d. la série des Profils, les produits sommaires de base, les produits personnalisés et semi-personnalisés), qu'il s'agisse de données intégrales ou de données recueillies sur un échantillon de 20%.

**Nota:** Pour les données-échantillon, la suppression des régions est fondée sur la population hors institution plutôt que sur la population totale, étant donné qu'aucune donnée-échantillon n'a été recueillie pour la population des institutions.

Dans le cas de la **suppression des cases**, il faut préciser une valeur minimale acceptable. Toutes les cases dont la valeur est inférieure au seuil établi sont supprimées et remplacées par le symbole (XXX). Les données supprimées sont toutefois incluses dans les totaux, partiels ou non, à un niveau d'agrégation supérieur. Pour les données de 1986, on a mis en oeuvre deux méthodes différentes de suppression des cases. Dans le cas des publications de la série "Le Pays" et de la série "Dimensions" portant sur le revenu, la profession précise ou l'industrie précise, on supprime la répartition lorsqu'il s'agit de moins de 250 personnes ou unités. Dans le cas de totalisations personnalisées ou semi-personnalisées se rapportant à des variables recueillies à partir d'un échantillon, toutes les cases dont la valeur est de "5" (après arrondissement aléatoire) sont supprimées.

## NOTES SPÉCIALES

### CHIFFRES DE POPULATION BASÉS SUR LA RÉSIDENCE HABITUELLE

Les chiffres de population présentés ici pour les différentes régions géographiques indiquent le nombre de Canadiens qui y ont leur lieu habituel de résidence, sans égard au lieu où ils se trouvaient le jour du recensement. Sont également comptés les Canadiens séjournant dans un logement de la région en cause le jour du recensement et n'ayant pas de lieu habituel de résidence ailleurs au Canada. Dans la plupart des régions, il n'y a guère de différence entre le nombre de résidents habituels et le nombre de personnes séjournant dans la région le jour du recensement. Toutefois, dans certains endroits, comme les lieux de villégiature et les régions où sont situés des camps

de chantier importants, la différence entre ces deux chiffres peut être importante.

### RÉSERVES INDIENNES ET ÉTABLISSEMENTS INDIENS PARTIELLEMENT DÉNOMBRES

Lors du recensement de 1986, le dénombrement n'a pas été autorisé sur certaines réserves indiennes et établissements indiens ou a dû être interrompu parce qu'on ne pouvait le mener à terme.

Les données de 1986 ne sont donc pas disponibles pour les réserves indiennes et les établissements indiens partiellement dénombrés et ne sont pas comprises dans les totalisations. Les données sur les régions géographiques ayant une ou plusieurs de ces réserves ou établissements font donc l'objet d'un nota approprié. En raison des données manquantes, les utilisateurs doivent prendre note que les comparaisons (par ex., des variations en pourcentage) entre 1981 et 1986 ne sont pas exactes pour les régions géographiques en cause. L'effet des données manquantes est très faible pour les régions géographiques de niveau plus élevé (Canada, provinces, régions métropolitaines de recensement et agglomérations de recensement) mais peut être plus important pour les petites régions où les réserves et établissements indiens en cause représentent une proportion plus grande de la population.

Bien qu'il soit impossible d'estimer la population de chaque réserve partiellement dénombrée, les estimations de la population totale manquante et du nombre total de logements privés occupés au niveau provincial ont été faites et sont présentées à l'annexe 1.

Veillez noter par contre qu'il a été impossible d'estimer les caractéristiques de la population manquante, même au niveau provincial.

Une liste des réserves indiennes et des établissements indiens partiellement dénombrés figure à l'annexe 2. La section "Nota" à la fin de la publication donne une liste des circonscriptions électorales fédérales (Ordonnance de représentation de 1987) qui contiennent une ou plusieurs réserves indiennes ou établissements indiens partiellement dénombrés.

### COMPARABILITÉ ET QUALITÉ DES DONNÉES SUR LA LANGUE MATERNELLE

**Comparaison entre 1981 et 1986.** La même question concernant la langue maternelle a été posée lors des deux derniers recensements, mais

les instructions données aux répondants ont été modifiées. En 1981, les répondants étaient invités à n'indiquer qu'une langue. Malgré cela, 597,980 personnes en avaient déclaré plus d'une. Cette instruction fut supprimée lors du recensement de 1986. En vertu des nouvelles instructions, une personne pouvait indiquer deux langues maternelles si elle les avait apprises simultanément et les avait parlées aussi souvent l'une que l'autre dans son enfance.

Le nombre de réponses multiples s'est accru de manière importante lors du recensement de 1986 par rapport à celui de 1981. Cette augmentation résulte soit des modifications apportées au questionnaire, soit des changements dans la manière dont la population répond à des questions linguistiques, soit d'un accroissement du nombre de personnes ayant appris plusieurs langues maternelles. En 1986, 954,940 personnes ont fourni une réponse multiple.

Lors du traitement des données de 1981, on n'a retenu qu'une seule langue, même dans les cas où plusieurs avaient été déclarées. En 1986, on a accepté les réponses comprenant plusieurs langues.

Pour faciliter l'établissement des tendances entre 1981 et 1986, deux bases de comparaison ont été établies. Avec la base de 1986, les données du recensement précédent sont présentées en faisant état des réponses multiples obtenues en 1981. Avec la base de 1981, les résultats du recensement de 1986 sont ajustés en s'inspirant des méthodes utilisées en 1981. Dans les cas où plusieurs langues ont été déclarées, les réponses multiples ont été réparties entre les langues composantes.

Ces ajustements facilitent la mise en relation des données de 1986 avec celles de 1981 mais ne rendent pas parfaitement comparables les résultats des deux recensements.

Des modifications ont été apportées à la classification des langues de 1986 par rapport à celle de 1981, notamment en ce qui concerne les langues autochtones. L'annexe B du Dictionnaire du recensement de 1986 (n° 99-101F au catalogue) nous donne une description des changements.

**Qualité des données sur les langues autochtones.** Les utilisateurs sont priés de noter que les données pour certaines réserves et établissements indiens ne sont pas disponibles (voir la note précédente).

Pour de plus amples renseignements au sujet des données sur la langue maternelle, veuillez communiquer avec la Division des statistiques sociales, du logement et des familles, Statistique Canada, Ottawa, Canada K1A 0T6 (613) 951-2563.

## TYPE DE CONSTRUCTION RÉSIDEN- TIELLE

Au recensement de 1986, le taux de non-réponse à la question sur le type de construction résidentielle était supérieur à celui de 1981 (2.3% contre 0.5%). Il convient de noter que l'information sur le type de construction a été déclarée par le recenseur en 1986 plutôt que par le répondant lui-même comme en 1981. Ce taux de non-réponse plus élevé devrait avoir peu de conséquences sur la qualité globale des données, sauf dans un nombre limité de régions géographiques où il y a concentration de non-réponses.

Les logements mobiles, un type de construction résidentielle, n'ont probablement pas tous été déclarés au recensement de 1986. Cette situation est probablement due au fait qu'un certain nombre d'habitations mobiles ont été classées par erreur avec les autres types de construction résidentielle, principalement les logements individuels non attenants. Dans les grandes régions géographiques, cette erreur ne devrait pas influencer notablement sur les autres catégories de logements, étant donné le nombre de logements relativement plus élevé dans ces régions.

**ANNEXE 1. Population et logements privés occupés, par estimations des réserves indiennes et des établissements indiens partiellement dénombrés, Canada, provinces et territoires, 1986**

|                               | Ne comprenant pas les réserves indiennes et établissements indiens partiellement dénombrés |                                       | Estimations des réserves indiennes et établissements indiens partiellement dénombrés |                                       | Comprenant les estimations des réserves indiennes et établissements indiens partiellement dénombrés |                                       |
|-------------------------------|--|---------------------------------------|--|---------------------------------------|---|---------------------------------------|
|                               | Popula-<br>tion  | Logements<br>privés<br>occupés<br>(1) | Popula-<br>tion  | Logements<br>privés<br>occupés<br>(1) | Popula-<br>tion   | Logements<br>privés<br>occupés<br>(1) |
| <b>CANADA</b>                 | <b>25,309,331</b>  | <b>9,046,933</b>                      | <b>44,733</b>  | <b>10,600</b>                         | <b>25,354,064</b>   | <b>9,057,533</b>                      |
| Terre-Neuve                   | 568,349  | 159,917                               | -  | -                                     | 568,349   | 159,917                               |
| Île-du-Prince-Édouard         | 126,646  | 40,872                                | -  | -                                     | 126,646   | 40,872                                |
| Nouvelle-Écosse               | 873,176  | 297,224                               | 23   | 6                                     | 873,199   | 297,230                               |
| Nouveau-Brunswick             | 709,442  | 232,701                               | 980  | 271                                   | 710,422   | 232,972                               |
| Québec                        | 6,532,461  | 2,370,889                             | 7,815  | 1,582                                 | 6,540,276   | 2,372,471                             |
| Ontario                       | 9,101,694  | 3,243,752                             | 11,821   | 3,112                                 | 9,113,515   | 3,246,864                             |
| Manitoba                      | 1,063,016  | 384,324                               | 8,216  | 1,673                                 | 1,071,232   | 385,997                               |
| Saskatchewan                  | 1,009,613  | 360,467                               | 585  | 123                                   | 1,010,198   | 360,590                               |
| Alberta                       | 2,365,825  | 840,527                               | 9,453  | 1,949                                 | 2,375,278   | 842,476                               |
| Colombie-Britannique          | 2,883,367  | 1,094,217                             | 5,840  | 1,884                                 | 2,889,207   | 1,096,101                             |
| Yukon                         | 23,504   | 8,143                                 | -  | -                                     | 23,504  | 8,143                                 |
| Territoires du Nord-<br>Ouest | 52,238   | 13,900                                | -  | -                                     | 52,238  | 13,900                                |

(1) Comprend tous les logements privés occupés par des résidents habituels ainsi que les logements privés occupés par des résidents étrangers et (ou) temporaires.



## ANNEXE 2. Réserves indiennes et établissements indiens partiellement dénombrés

### CANADA

| Nom                    | Genre | Province | Nom                    | Genre | Province     |
|------------------------|-------|----------|------------------------|-------|--------------|
| Akwesasne 15           | R     | Québec   | Johny Sticks 2         | R     | C.-B.        |
| Akwesasne 59           | R     | Ontario  | Kahnawake 14           | R     | Québec       |
| Alexander 134          | R     | Alberta  | Kamloops 1             | R     | C.-B.        |
| Alkali Lake 1          | R     | C.-B.    | Kasabonika Lake        | R     | Ontario      |
| Andy Cahoose Meadow 16 | R     | C.-B.    | Katit 1                | R     | C.-B.        |
| Attawapiskat 91A       | R     | Ontario  | Keeseekoose 66         | R     | Saskatchewan |
| Baezaeko River 25      | R     | C.-B.    | Kettle Point 44        | R     | Ontario      |
| Bear Island 1          | R     | Ontario  | Kingfisher 1           | R     | Ontario      |
| Bearskin Lake          | R     | Ontario  | Kingsclear 6           | R     | N.-B.        |
| Beaver Lake 131        | R     | Alberta  | Kushya Creek 7         | R     | C.-B.        |
| Becher Bay 1           | R     | C.-B.    | Lac-Rapide             | R     | Québec       |
| Becher Bay 2           | R     | C.-B.    | Lansdowne House        | S-E   | Ontario      |
| Big Trout Lake         | R     | Ontario  | Lillooet 1             | R     | C.-B.        |
| Bridge River 1         | R     | C.-B.    | Little Black Bear 84   | R     | Saskatchewan |
| Burnt Church 14        | R     | N.-B.    | Lizard Point 62        | R     | Manitoba     |
| Canoe Creek 1          | R     | C.-B.    | Long Plain (Part) 6    | R     | Manitoba     |
| Cayoosh Creek 1        | R     | C.-B.    | Louis Creek 4          | R     | C.-B.        |
| Chilhil 6              | R     | C.-B.    | Louis Squinas Ranch 14 | R     | C.-B.        |
| Cold Lake 149          | R     | Alberta  | Malahat 11             | R     | C.-B.        |
| Cold Lake 149A         | R     | Alberta  | Marble Canyon 3        | R     | C.-B.        |
| Cold Lake 149B         | R     | Alberta  | Mayne Island 6         | R     | C.-B.        |
| Crane River 51         | R     | Manitoba | Mission 5              | R     | C.-B.        |
| Dakota Plains 6A       | R     | Manitoba | Montana 139            | R     | Alberta      |
| Dakota Tipi 1          | R     | Manitoba | Mount Currie 1         | R     | C.-B.        |
| Dauphin River 48A      | R     | Manitoba | Mount Currie 2         | R     | C.-B.        |
| Deer Lake              | S-E   | Ontario  | Mount Currie 8         | R     | C.-B.        |
| Dog Creek 1            | R     | C.-B.    | Mount Currie 10        | R     | C.-B.        |
| Ebb and Flow 52        | R     | Manitoba | Muskrat Dam Lake       | R     | Ontario      |
| Enderby 2              | R     | C.-B.    | Nazco 20               | R     | C.-B.        |
| Ermineskin 138         | R     | Alberta  | Necait 6               | R     | C.-B.        |
| Esquimalt              | R     | C.-B.    | Nekalliston 2          | R     | C.-B.        |
| Factory Island 1       | R     | Ontario  | Neskainlith 1          | R     | C.-B.        |
| Fort Albany (Part) 67  | R     | Ontario  | Neskainlith 2          | R     | C.-B.        |
| Fort Alexander 3       | R     | Manitoba | Nesuch 3               | R     | C.-B.        |
| Fort Hope 64           | R     | Ontario  | North Thompson 1       | R     | C.-B.        |
| Fountain 1             | R     | C.-B.    | Oka 16                 | R     | Québec       |
| Fountain 3             | R     | C.-B.    | Okanese 82             | R     | Saskatchewan |
| Fountain 11            | R     | C.-B.    | Oneida 41              | R     | Ontario      |
| Gibson 31              | R     | Ontario  | Pashilqua 2            | R     | C.-B.        |
| Goulais Bay 15A        | R     | Ontario  | Pavilion 1             | R     | C.-B.        |
| Heart Lake 167         | R     | Alberta  | Peguis 1B              | R     | Manitoba     |
| Jackhead 43            | R     | Manitoba | Peigan 147             | R     | Alberta      |

## ANNEXE 2. Réserves indiennes et établissements indiens partiellement dénombrés

### CANADA

| Nom                     | Genre | Province     | Nom                      | Genre | Province |
|-------------------------|-------|--------------|--------------------------|-------|----------|
| Pigeon Lake 138A        | R     | Alberta      | Weagamow Lake 87         | R     | Ontario  |
| Pine Creek 66A          | R     | Manitoba     | Whispering Pines 4       | R     | C.-B.    |
| Rankin Location 15D     | R     | Ontario      | White Fish Lake 128      | R     | Alberta  |
| Rolling River 67        | R     | Manitoba     | Whitefish River (Part) 4 | R     | Ontario  |
| Roseau Rapids 2A        | R     | Manitoba     | Wildcat 12               | R     | N.-É.    |
| Roseau River 2          | R     | Manitoba     | Williams Lake 1          | R     | C.-B.    |
| Sachigo Lake 1          | R     | Ontario      | Windy Mouth 7            | R     | C.-B.    |
| Sachigo Lake 2          | R     | Ontario      |                          |       |          |
| Sahhaltkum 4            | R     | C.-B.        |                          |       |          |
| Salmon River Meadow 7   | R     | C.-B.        |                          |       |          |
| Salmon River 1          | R     | C.-B.        |                          |       |          |
| Samson 137              | R     | Alberta      |                          |       |          |
| Samson 137A             | R     | Alberta      |                          |       |          |
| Sandy Bay 5             | R     | Manitoba     |                          |       |          |
| Sandy Lake 88           | R     | Ontario      |                          |       |          |
| Sarcee 145              | R     | Alberta      |                          |       |          |
| Saugeen 29              | R     | Ontario      |                          |       |          |
| Seine River 23A         | R     | Ontario      |                          |       |          |
| Seton Lake 5A           | R     | C.-B.        |                          |       |          |
| Sheguiandah 24          | R     | Ontario      |                          |       |          |
| Skeetchestn             | R     | C.-B.        |                          |       |          |
| Slosh 1                 | R     | C.-B.        |                          |       |          |
| Sooke 1                 | R     | C.-B.        |                          |       |          |
| South Saanich 1         | R     | C.-B.        |                          |       |          |
| Squaam 2                | R     | C.-B.        |                          |       |          |
| Squinas 2               | R     | C.-B.        |                          |       |          |
| Star Blanket 83         | R     | Saskatchewan |                          |       |          |
| Stoney 142, 143, 144    | R     | Alberta      |                          |       |          |
| Sucker Creek 23         | R     | Ontario      |                          |       |          |
| Sundayman's Meadow 3    | R     | C.-B.        |                          |       |          |
| Switsemalph 3           | R     | C.-B.        |                          |       |          |
| Switsemalph 6           | R     | C.-B.        |                          |       |          |
| Switsemalph 7           | R     | C.-B.        |                          |       |          |
| Tatelkus Lake 28        | R     | C.-B.        |                          |       |          |
| Thomas Squinas Ranch 2A | R     | C.-B.        |                          |       |          |
| Towdystan Lake 3        | R     | C.-B.        |                          |       |          |
| Towinock 2              | R     | C.-B.        |                          |       |          |
| Trout Lake Alec 16      | R     | C.-B.        |                          |       |          |
| Tzetzzi Lake 11         | R     | C.-B.        |                          |       |          |
| Ulkatcho 13             | R     | C.-B.        |                          |       |          |
| Union Bay 4             | R     | C.-B.        |                          |       |          |
| Wapekeka 2              | R     | Ontario      |                          |       |          |

## OU NOUS TROUVER?

Les centres régionaux de consultation de Statistique Canada offrent la gamme complète des produits et services du recensement. On y trouve une bibliothèque et un comptoir de vente où les utilisateurs peuvent consulter ou acheter des publications du recensement, des disquettes de micro-ordinateurs, des microfiches, des cartes et plus encore. Chaque centre vous offre la possibilité d'extraire de l'information des systèmes de retrait de données automatisées CANSIM et TELICHART de Statistique Canada. Un service de renseignements téléphonique est également disponible; ce service est gratuit pour les clients se trouvant à l'extérieur des services d'appel locaux. On y offre également plusieurs autres services utiles, allant des séminaires aux consultations. Pour obtenir des renseignements, téléphonez ou écrivez au centre de consultation de votre région. Pour une description concise des produits et services du recensement de 1986, se reporter à la section "Lignes directrices pour l'utilisation de cette publication".

### TERRE-NEUVE ET LABRADOR

Services consultatifs  
Statistique Canada  
Édifice Viking, 3<sup>e</sup> étage  
Chemin Crosbie  
St. John's (Terre-Neuve) A1B 3P2  
Appel local: 709-772-4073  
Service d'appel sans frais: 1-800-563-4255

### MARITIMES

Services consultatifs  
Statistique Canada  
Centre North American Life  
1770, rue Market  
Halifax (Nouvelle-Écosse) B3J 3M3  
Appel local: 902-426-5331  
Service d'appel sans frais: 1-800-565-7192

### QUÉBEC

Services consultatifs  
Statistique Canada  
Complexe Guy Favreau  
200 ouest, boul. René-Lévesque  
Pièce 412, Tour est  
Montréal (Québec) H2Z 1X4  
Appel local: 514-283-5725  
Service d'appel sans frais: 1-800-361-2831

### RÉGION DE LA CAPITALE NATIONALE

Service central des renseignements  
Statistique Canada  
Entrée principale  
Édifice R.H. Coats  
Parc Tunney  
Ottawa (Ontario) K1A 0T6  
Appel local: 613-951-8116  
Si vous devez faire des appels interurbains,  
composez le numéro sans frais de votre province.

### ONTARIO

Services consultatifs  
Statistique Canada  
Édifice Arthur Meighen, 10<sup>e</sup> étage  
25 est, avenue St. Clair  
Toronto (Ontario) M4T 1M4  
Appel local: 416-973-6586  
Service d'appel sans frais: 1-800-268-1151

### NIPISSING (Ontario)

Services consultatifs  
Statistique Canada  
Centre d'administration civique  
225, rue Holditch

Sturgeon Falls (Ontario) P0H 2G0

Appel local: 705-753-4888

Si vous devez faire des appels interurbains, composez le numéro sans frais indiqué ci-dessus pour les résidents de l'Ontario.

### MANITOBA

Services consultatifs  
Statistique Canada  
6<sup>e</sup> étage, Bureau de poste principal  
266, avenue Graham  
Winnipeg (Manitoba) R3C 0K4  
Appel local: 204-983-4020  
Service d'appel sans frais: 1-800-542-3404

### SASKATCHEWAN

Services consultatifs  
Statistique Canada  
530, Centre Midtown, 5<sup>e</sup> étage  
Regina (Saskatchewan) S4P 2B6  
Appel local: 306-780-5405  
Service d'appel sans frais: 1-800-667-7164

### ALBERTA ET TERRITOIRES DU NORD-OUEST

Services consultatifs  
Statistique Canada  
Centre Hys, 2<sup>e</sup> étage  
11010, 101<sup>e</sup> rue  
Edmonton (Alberta) T5H 4C5  
Appel local: 403-495-3027  
Service d'appel sans frais: 1-800-282-3907  
Appel à frais virés T. N.-O.: 403-495-3028

### SUD DE L'ALBERTA (CALGARY)

Services consultatifs  
Statistique Canada  
C.P. 2390, succursale M  
Pièce 245  
220 sud-est, 4<sup>e</sup> avenue  
Calgary (Alberta) T2P 3C1  
Appel local: 403-292-6717  
Service d'appel sans frais: 1-800-472-9708

### COLOMBIE-BRITANNIQUE ET YUKON

Services consultatifs  
Statistique Canada  
Centre Sinclair, pièce 440F  
757 ouest, rue Hastings  
Vancouver (Colombie-Britannique) V6C 3C9  
Appel local: 604-666-3691  
Service d'appel sans frais:  
Sud et centre C.-B.: 1-800-663-1551  
Yukon et nord de la C.-B.: Zénith 08913





## Note(s)

Calculations based on unrounded data.

- † Excludes 1986 Census data for one or more incompletely enumerated Indian reserves or Indian settlements. For estimates of the missed population and dwellings, see Special Notes.
- .. Figures not available.
- ... Figures not appropriate or not applicable.
- Nil or zero.
- Amount too small to be expressed.

## Footnote(s)

- (1)...For historical and statutory reasons, shelter occupancy on reserves does not lend itself to the usual classification by standard tenure categories. Therefore, a special category "on reserve" has been created for 1986 Census products to apply to all occupied private dwellings on reserves whether originally reported as "owned" or "rented".
- (2)...Includes semi-detached houses, row-houses, other single attached houses, apartments or flats in a detached duplex and apartments in a building that has less than five storeys.
- (3)...The average number of children per census family is calculated using the total number of children at home and the total number of census families.
- (4)...May include non-relatives.


## Nota

Les calculs sont basés sur des données non arrondies.

- † Ne comprend pas les données du recensement de 1986 pour une ou plusieurs réserves indiennes ou établissements indiens partiellement dénombrés. Pour une estimation de la population et des logements manquants, voir Notes spéciales.
- .. Nombres non disponibles.
- ... N'ayant pas lieu de figurer.
- Néant ou zéro.
- Nombres infimes.

## Renvois)

- (1)...Pour des raisons historiques et légales, l'occupation des logements dans des réserves ne se prête pas à la classification habituelle en catégories standard de mode d'occupation. Une catégorie spéciale "dans une réserve" a donc été créée pour les produits du recensement de 1986; cette catégorie s'applique à tous les logements privés occupés dans une réserve, qu'ils aient été, à l'origine, déclarés comme "possédé" ou "loué".
- (2)...Comprend les maisons jumelées, les maisons en rangée, les autres maisons individuelles attenantes, les appartements ou plainspieds dans un duplex non attenant et les appartements dans un immeuble de moins de cinq étages.
- (3)...Le nombre moyen d'enfants par famille de recensement est calculé d'après le nombre total d'enfants à la maison et le nombre total de familles de recensement.
- (4)...Peut comprendre des personnes non apparentées.



**NOTES**

Federal Electoral Districts (1987 Representation Order) Containing One or More Incompletely Enumerated Indian Reserves or Indian Settlements, Canada, 1986 Census

**NOTA**

Circonscriptions électorales fédérales (Ordonnance de représentation de 1987) qui contiennent une ou plusieurs réserves indiennes ou établissements indiens partiellement dénombrés, Canada, recensement de 1986

---

Federal electoral districts by province

Circonscriptions électorales fédérales par province

---

Nova Scotia/Nouvelle-Écosse  
South Shore

New Brunswick/Nouveau-Brunswick  
Fredericton  
Miramichi

Quebec/Québec  
Argenteuil – Papineau  
Beauharnois – Salaberry  
Châteauguay  
Pontiac – Gatineau – Labelle

Ontario  
Algoma  
Bruce – Grey  
Cochrane – Superior (Supérieur)  
Glengarry – Prescott – Russell  
Kenora – Rainy River  
Lambton – Middlesex  
Parry Sound – Muskoka  
Sault Ste. Marie  
Timiskaming

Manitoba  
Dauphin – Swan River  
Portage – Interlake  
Provencher


Saskatchewan  
Regina – Qu'Appelle  
Yorkton – Melville

Alberta  
Beaver River  
Macleod  
St. Albert (St-Albert)  
Wetaskiwin  
Wild Rose

British Columbia/Colombie-Britannique  
Capilano – Howe Sound  
Cariboo – Chilcotin  
Esquimalt – Juan de Fuca  
Kamloops  
North Island – Powell River  
Okanagan – Shuswap  
Saanich – Gulf Islands (Les Îles-du-Golfe)

Ca OOS


STATISTICS CANADA LIBRARY  
BIBLIOTHEQUE STATISTIQUE CANADA



1010270000

c.4





## Electronic Census "Profiles"

If you find the demographic, cultural, and economic view of Canada's urban centres you get in the Census Tract Profiles publications series useful, you'll appreciate the flexibility of having it in electronic form.

That's why Statistics Canada's Electronic Data Dissemination Division is producing the Profiles series on tape and diskette.

From St. John's to Victoria, Census Tract Profiles are available for 37 large urban areas at both the census tract and component municipalities levels. Further, such profiles are also available for all Census Divisions and Census Subdivisions in the country. And you can easily analyze them in your own computing environment.

1986 Census Tract data are more complete than ever before, with more detailed data on mother tongue and the 65-plus age group, and an additional census-tracted centre - Lethbridge, Alberta.

Any way you want them, the stats on Canada's urban centres are waiting for you at Statistics Canada. Please call your nearest regional reference centre for details.

## Les «Profils» du recensement sur support électronique

Si vous trouvez utiles les aperçus démographiques, culturels et économiques des centres urbains du Canada que vous présente la série de publications «Profils - Secteurs de recensement», vous apprécierez d'autant plus la possibilité de les obtenir sur support électronique.

C'est pourquoi la Division de la diffusion informatique des données de Statistique Canada stocke actuellement cette série sur bandes et sur disquettes.

Vous pouvez ainsi obtenir des profils portant sur 37 grands centres urbains, de St. John's à Victoria; ceux-ci présentent de l'information au niveau des secteurs de recensement et des municipalités les composant. Vous pouvez aussi vous procurer des profils des divisions et subdivisions de recensement. Il ne vous restera plus ensuite qu'à les analyser avec votre propre système informatique.

Vous vous apercevrez également que les données des secteurs de recensement de 1986 sont plus complètes que jamais. Entre autres, il y a davantage de données détaillées sur la langue maternelle et sur les personnes âgées de 65 ans et plus ainsi que des profils des secteurs de recensement de Lethbridge (Alberta).

Quelle que soit la forme sous laquelle vous les désirez, les données portant sur les centres urbains du Canada n'attendent que vous. Pour en savoir plus long, il vous suffit de communiquer avec le centre de consultation de Statistique Canada de votre région.