

224

DFO - Library / MPO - Bibliothèque



12033619

Catch and Effort Statistics of the Canadian Shrimp Fishery on the Pacific Coast in 1979

T. H. Butler

Department of Fisheries and Oceans
Resource Services Branch
Pacific Biological Station
Nanaimo, British Columbia V9R 5K6



November 1980

Canadian Data Report of Fisheries and Aquatic Sciences No. 224

QH
QO.5
C33
#224
cop 1



Government of Canada
Fisheries and Oceans

Gouvernement du Canada
Pêches et Océans

Canadian Data Report of Fisheries and Aquatic Sciences

These reports provide a medium for filing and archiving data compilations where little or no analysis is included. Such compilations commonly will have been prepared in support of other journal publications or reports. The subject matter of Data Reports reflects the broad interests and policies of the Department of Fisheries and Oceans, namely, fisheries management, technology and development, ocean sciences, and aquatic environments relevant to Canada.

Numbers 1-25 in this series were issued as Fisheries and Marine Service Data Records. Numbers 26-160 were issued as Department of Fisheries and the Environment, Fisheries and Marine Service Data Reports. The current series name was changed with report number 161.

Data Reports are not intended for general distribution and the contents must not be referred to in other publications without prior written clearance from the issuing establishment. The correct citation appears above the abstract of each report.

Rapport statistique canadien des sciences halieutiques et aquatiques

Ces rapports servent de base à la compilation des données de classement et d'archives pour lesquelles il y a peu ou point d'analyse. Cette compilation aura d'ordinaire été préparée pour appuyer d'autres publications ou rapports. Les sujets des Rapports statistiques reflètent la vaste gamme des intérêts et politiques du Ministère des Pêches et des Océans, notamment gestion des pêches, techniques et développement, sciences océaniques et environnements aquatiques, au Canada.

Les numéros 1 à 25 de cette série ont été publiés à titre de Records statistiques, Service des pêches et de la mer. Les numéros 26-160 ont été publiés à titre de Rapports statistiques du Service des pêches et de la mer, Ministère des Pêches et de l'Environnement. Le nom de la série a été modifié à partir du numéro 161.

Les Rapports statistiques ne sont pas préparés pour une vaste distribution et leur contenu ne doit pas être mentionné dans une publication sans autorisation écrite préalable de l'établissement auteur. Le titre exact paraît au haut du résumé de chaque rapport.

Canadian Data Report of Fisheries
and Aquatic Sciences No. 224

November 1980

CATCH AND EFFORT STATISTICS OF THE CANADIAN
SHRIMP FISHERY ON THE PACIFIC COAST IN 1979

by

T. H. Butler

Department of Fisheries and Oceans
Resource Services Branch
Pacific Biological Station
Nanaimo, British Columbia V9R 5K6

(c) Minister of Supply and Services Canada 1980

Cat No. Fs 97-13/224

ISSN 0706-6465

ABSTRACT


Butler, T. H. 1980. Catch and effort statistics of the Canadian shrimp fishery on the Pacific Coast in 1979. Can. Data Rep. Fish. Aquat. Sci. 224: 5 p.

Total trawl and trap landings of 716 metric tonnes and total fishing effort of 10,444 days are tabulated by gear and International North Pacific Fisheries Commission statistical areas. Two figures show boundaries of the statistical areas.

RÉSUMÉ

Butler, T. H. 1980. Catch and effort statistics of the Canadian shrimp fishery on the Pacific Coast in 1979. Can. Data Rep. Fish. Aquat. Sci. 224: 5 p.

On présente, sous forme de tableaux, les débarquements provenant de la pêche au chalut et à la trappe, qui totalisent 716 tonnes métriques, et l'effort total de pêche de 10 444 jours, par type d'engin et par zone statistique de la Commission internationale des pêcheries du Pacifique nord. Deux schémas montrent les limites des zones statistiques.



CONTENTS

1. Introduction.
2. Table comparing INPFC and PMFC statistical areas.
3. Table of trawl and trap landings of shrimp and effort by Canadian fishermen in 1979 by INPFC statistical areas.
4. Figures 1 and 2 showing INPFC and PMFC statistical areas for shrimp.
5. Table of trawl and trap landings of shrimp and effort by Canadian fishermen in 1979 by PMFC area and by month.

INTRODUCTION

Shrimp fishing on the west coast of Canada is a minor operation with total landings of 716 metric tons valued at \$2,497,000 in 1979. Trawl and trap operations were the same as reported in INPFC Doc. 166. In 1979 about 55% of the total landings were taken by trawl.

Table comparing INPFC and PMFC statistical areas.

Latitude	INPFC Areas	PMFC Areas
50°30'-54°30'N	Charlotte	62 and 64
47°30'-50°30'N	Vancouver	66 and 68

Trawl¹ and trap² landings (metric tons) of shrimp and effort (days) for Canadian vessels by INPFC area--1979.

Trawl			Trap		
INPFC Areas	Effort	Catch	INPFC Areas	Effort	Catch
Charlotte	504	37	Charlotte	1,063	66
Vancouver	2,902	360	Vancouver	5,975	249
Total	3,406	397		7,038	315

¹Primarily Pandalus jordani.

²Primarily Pandalus platyceros.

S. Head and K. Pasmans prepared the tables.

Table of trawl and trap landings (C = metric tons) of shrimp and effort (E = days fishing) by Canadian vessels, by PMFC area and by month--1979.

Area	JAN	FEB	MAR	APR	MAY	JUNE	JULY	AUG	SEPT	OCT	NOV	DEC	Total
<u>Trawl</u>													
62C	2	1	2	1	8	-	-	1	+	7	11	4	37
E	11	8	24	11	13	-	-	10	11	120	212	84	504
64C	-	-	-	-	-	-	-	-	-	-	-	-	-
E	-	-	-	-	-	-	-	-	-	-	-	-	-
66C	-	-	-	3	+	8	36	58	13	31	9	1	159
E	-	-	-	36	2	3	21	26	12	26	10	11	147
68C	12	20	20	21	14	15	11	6	17	33	26	6	201
E	82	172	264	365	221	195	144	72	236	478	398	128	2,755
<u>Trap</u>													
62C	1	-	-	-	-	2	5	2	1	1	4	+	16
E	44	-	-	-	-	19	62	34	14	31	33	12	249
64C	-	+	-	3	1	9	11	1	12	4	7	2	50
E	-	38	-	71	85	178	98	21	129	47	76	71	814
66C	15	11	14	11	2	4	1	1	2	4	8	2	75
E	251	126	216	164	50	73	35	25	36	67	149	58	125
68C	26	29	15	19	13	5	5	6	6	16	15	19	174
E	469	588	318	347	306	192	243	310	238	528	596	590	4,725

+Less than 500 kg.

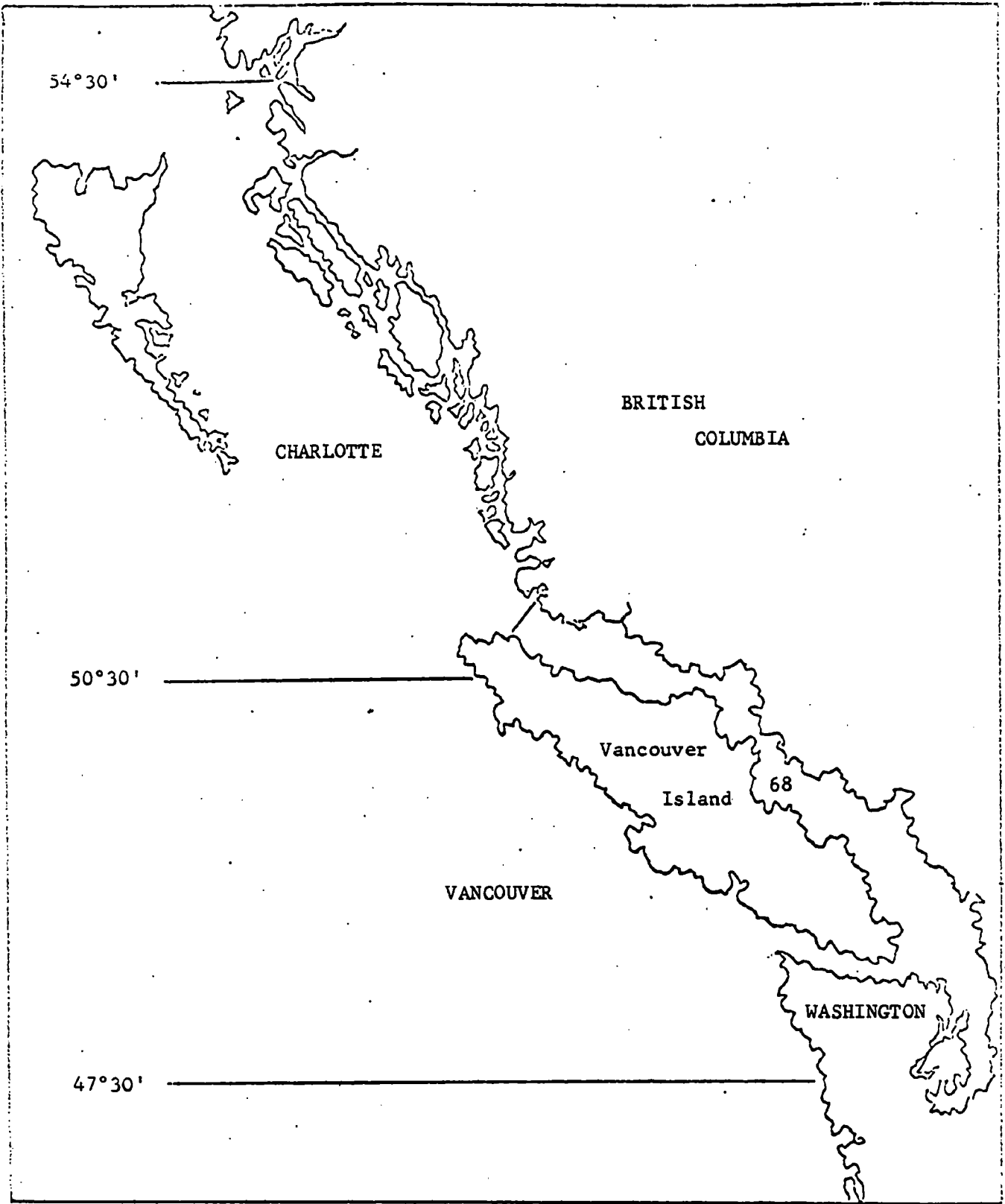



Fig. 1. INPFC SHRIMP AREAS OFF BRITISH COLUMBIA.



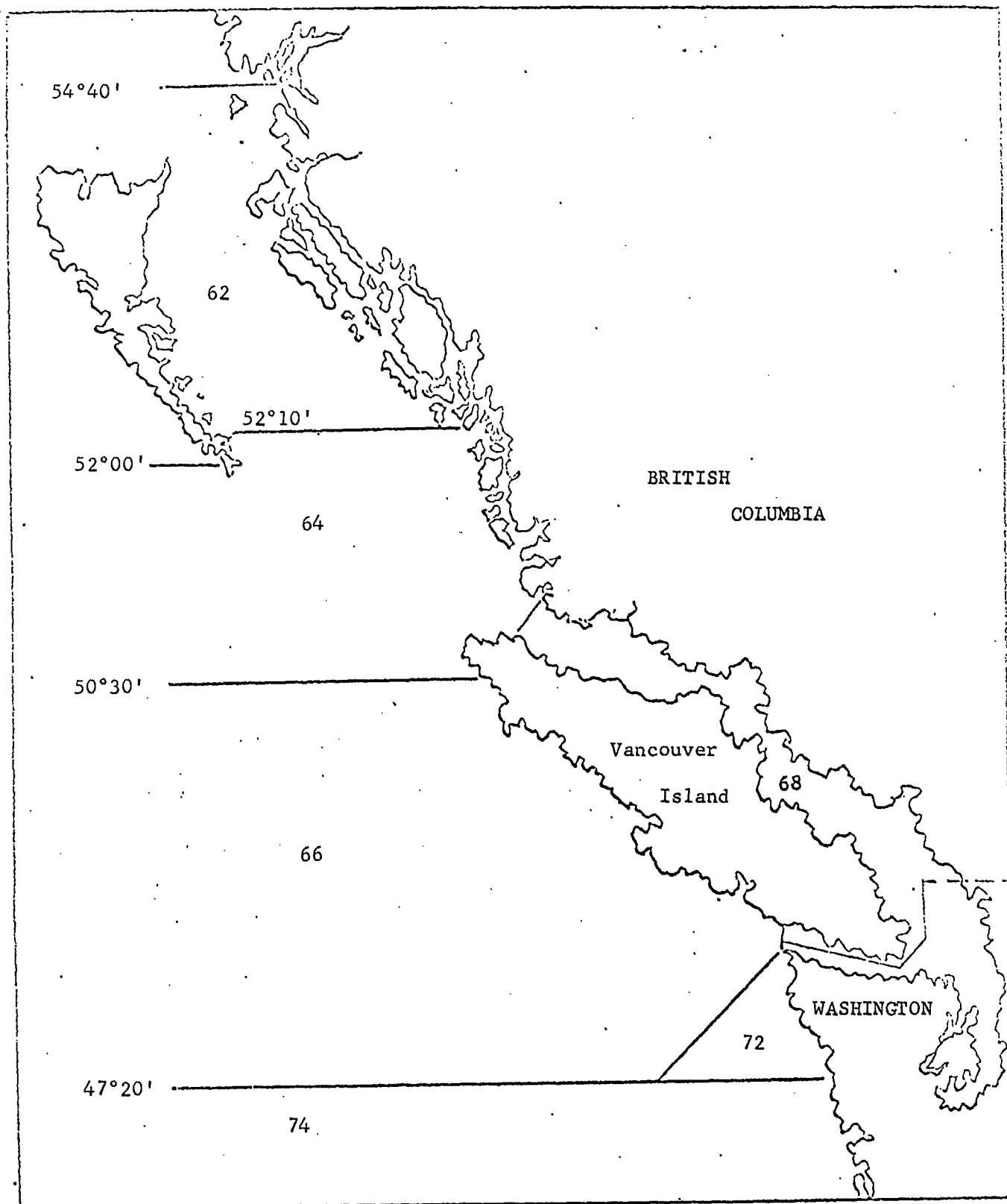


Fig. 2. PACIFIC MARINE FISHERIES COMMISSION (PMFC) SHRIMP FISHING AREAS OFF BRITISH COLUMBIA.

