



The Daily

Statistics Canada

Wednesday, December 24, 2003

Released at 8:30 a.m. Eastern time

MAJOR RELEASES

There are no major releases today.

OTHER RELEASES

Canadian Vehicle Survey, second quarter 2003	2
Restaurants, caterers and taverns, October 2003	2
Placement of hatchery chicks and turkey poults, November 2003	2
Stocks of frozen and chilled meats, December 2003	2
Refined petroleum products, August 2003	3
Primary Iron and Steel, October 2003	3
Pipeline transportation of crude oil and refined petroleum products, May 2003	3

NEW PRODUCTS

4

RELEASE DATES: January 2004

6



OTHER RELEASES

Canadian Vehicle Survey

Second quarter 2003

Vehicles covered in the Canadian Vehicle Survey travelled an estimated 79.4 billion kilometres in the second quarter of 2003. Among them, vehicles weighing less than 4 500 kilograms (and not used as a bus) travelled 72.7 billion kilometres, or 92% of the total for the quarter.

The survey measures the activity of all on-road vehicles registered in Canada with the exception of some vehicles such as motorcycles, construction equipment and road maintenance equipment.

Estimates of total vehicle-kilometres are available by province and territory. Estimates of passenger-kilometres are available by province only.

Definitions, data sources and methods: survey number 2749.

The second quarter 2003 issue of *The Canadian Vehicle Survey* (53F0004XIE, free) is now available online. From the *Our products and services* page, under *Browse our Internet publications*, choose *Free*, then *Transport and warehousing*.

For more information, or to enquire about the concepts, methods or data quality of this release, contact Client Services (1-866-500-8400; transportationstatistics@statcan.ca), Transportation Division. ■

Restaurants, caterers and taverns

October 2003

Total receipts of restaurants, caterers and taverns in October were an estimated \$2.92 billion, up 4.5% over the October 2002 estimate.

Available on CANSIM: table 355-0001.

Definitions, data sources and methods: survey number 2419.

The October 2003 issue of *Restaurant, caterer and tavern statistics* (63-011-XIE, \$7/\$59) will be available soon. See *How to order products*.

For more information, or to enquire about the concepts methods or data quality of this release,

contact Alain Mbassegue (613-951-2011), Services Industries Division. ■

Placement of hatchery chicks and turkey poults

November 2003 (preliminary)

Placements of hatchery chicks onto farms were estimated at 48.2 million birds in November, down 2.2% from November 2002. Placements of turkey poults on farms decreased 11.2% to 1.1 million birds.

Available on CANSIM: table 003-0021.

Definitions, data sources and methods: survey number 5039.

For more information, or to enquire about the concepts, methods or data quality of this release, contact Sandra Gielfeldt (613-951-2505; sandy.gielfeldt@statcan.ca), Agriculture Division. ■

Stocks of frozen and chilled meats

December 2003

Total frozen and chilled red meat in cold storage at the opening of the first business day of December amounted to 92,399 metric tonnes, down 7% from 99,221 tonnes in November and up 12% from 82,139 tonnes in December 2002. Stocks of frozen poultry meat in cold storage on December 1 totalled 61,304 metric tonnes, down 4% from a year ago.

Available on CANSIM: tables 003-0005 and 003-0041.

Definitions, data sources and methods: survey number 3423.

The December 2003 issue of *Stocks of Frozen and Chilled Meats* (23-009-XIE, free) is now available online. From the *Our products and services* page, choose *Free Publications*, then *Agriculture*.

For general information, call 1-800-465-1991. To enquire about the concepts, methods and data quality of this release, contact Barbara McLaughlin (902-893-7251; barbara.mclaughlin@statcan.ca), Agriculture Division. ■

Refined petroleum products

August 2003

Data on the supply and disposition and domestic sales of refined petroleum products are now available for August 2003.

Available on CANSIM: tables 134-0001 to 134-0004.

Definitions, data sources and methods: survey number 2150.

For more information, or to enquire about the concepts, methods or data quality of this release, contact the dissemination officer (1-866-873-8789; 613-951-9497; energ@statcan.ca), Manufacturing, Construction and Energy Division. ■

Primary Iron and Steel

October 2003

Data on primary iron and steel are now available for October.

Available on CANSIM: table 303-0010.

Definitions, data sources and methods: survey numbers, including related surveys, 2116 and 2184.

The October 2003 issue of *Primary Iron and Steel*, Vol 58, no. 10 (41-001-XIB, \$6/\$51) is now available. See *How to order products*.

For more information, or to enquire about the concepts, methods or data quality of this release, contact the dissemination officer (1-866-873-8789; 613-951-9497; manufact@statcan.ca) Manufacturing, Construction and Energy Division. ■

Pipeline transportation of crude oil and refined petroleum products

May 2003

Data on the net receipts of crude oil and equivalent hydrocarbons, liquefied petroleum gases and refined petroleum products, pipeline exports of crude oil and deliveries of crude oil by pipeline to Canadian refineries are now available for May 2003.

Available on CANSIM: tables 133-0001 to 133-0005.

Definitions, data sources and methods: survey numbers, including related surveys, 2148 and 2191.

For more information, or to enquire about the concepts, methods or data quality of this release, contact the dissemination officer (1-866-873-8789; 613-951-9497; energ@statcan.ca), Manufacturing, Construction and Energy Division. ■

NEW PRODUCTS

National income and expenditure accounts, quarterly estimates, Third quarter 2003, Vol. 51, no. 3
Catalogue number 13-001-XIB (\$36/\$117).

National income and expenditure accounts, quarterly estimates, Third quarter 2003, Vol. 51, no. 3
Catalogue number 13-001-XPB (\$48/\$156).

Gross domestic product by industry, October 2003, Vol. 17, no. 10
Catalogue number 15-001-XIE (\$12/\$118).

Stocks of frozen and chilled meats, December 2003
Catalogue number 23-009-XIE
(free).

Primary iron and steel, October 2003, Vol. 58, no. 10
Catalogue number 41-001-XIB (\$6/\$51).

Canadian Vehicle Survey: Quarterly, Second quarter 2003
Catalogue number 53F0004XIE
(free).

Canadian Foreign Post Indexes, January 2004
Catalogue number 62-013-XIE
(free).
Will be available at 8:30 on Friday, January 2, 2004

Wholesale trade, October 2003, Vol. 66, no. 10
Catalogue number 63-008-XIB (\$15/\$150).

Canada's balance of international payments, Second quarter 2003, Vol. 51, no. 2
Catalogue number 67-001-XPB (\$41/\$133).

All prices are in Canadian dollars and exclude sales tax. Additional shipping charges apply for delivery outside Canada.

Catalogue numbers with an -XIB or an -XIE extension are Internet versions; those with -XMB or -XME are microfiche; -XPB or -XPE are paper versions; -XDB or -XDE are electronic versions on diskette and -XCB or -XCE are electronic versions on compact disc.

How to order products

Order products by phone:

Please refer to the • Title • Catalogue number • Volume number • Issue number • Your VISA or MasterCard number.

In Canada and the United States call:

1-800-267-6677

From other countries call:

1-613-951-7277

To fax your order:

1-877-287-4369

Address changes or account inquiries:


1-800-700-1033

To order a product by mail write: Statistics Canada, Circulation Management, Dissemination Division, Ottawa, K1A 0T6. Include a cheque or money order payable to **Receiver General of Canada/Publications**. Canadian customers add 7% GST and applicable PST.

To order by Internet: write to infostats@statcan.ca or download an electronic version by accessing Statistics Canada's website (www.statcan.ca). From the *Our products and services* page, under *Browse our Internet publications*, choose *For sale*.

Authorized agents and bookstores also carry Statistics Canada's catalogued publications.

Catalogue 11-001-XIE (F) (en) (fr) 11-001-XIE(11-001-XIE) 11-001-XIE(11-001-XIE)



Statistics Canada

Thursday, June 3, 1997
For release at 8:30 a.m.



MAJOR RELEASES

- **Urban transit, 1996** 2
Despite the emphasis on taking urban transit, Canadians are using it less and less. In 1996, each Canadian took an average of about 20 trips on some form of urban transit, the lowest level in the past 25 years.
- **Productivity, hourly compensation and unit labour cost, 1996** 4
Growth in productivity among Canadian businesses was modestly weak again in 1996, accompanied by sluggish gains in employment and slow economic growth during the year.

OTHER RELEASES

- **Help-wanted index, May 1997** 3
- **Short-term Expectations Survey** 2
- **Steel primary forms, week ending May 31, 1997** 12
- **Egg production, Apr. 1997** 12

PUBLICATIONS RELEASED 11



Statistics Canada's official release bulletin

Catalogue 11-001-XIE.

Published each working day by the Communications Division, Statistics Canada, 10-H, R.H. Coats Bldg., Tunney's Pasture, Ottawa, Ontario K1A 0T6.

To access *The Daily* on the Internet, visit our site at <http://www.statcan.ca>. To receive *The Daily* each morning by e-mail, send an e-mail message to listproc@statcan.ca. Leave the subject line blank. In the body of the message, type "subscribe daily firstname lastname".

Published by authority of the Minister responsible for Statistics Canada. © Minister of Industry, 2003. Citation in newspaper, magazine, radio, and television reporting is permitted subject to the requirement that Statistics Canada is acknowledged as the source. Any other reproduction is permitted subject to the requirement that Statistics Canada is acknowledged as the source on all copies as follows: Statistics Canada, *The Daily*, catalogue 11-001-XIE, along with date and page references.

RELEASE DATES: JANUARY 2004

(Release dates are subject to change.)

Release date	Title	Reference period
5	Industrial product and raw materials price indexes	November 2003
7	Government expenditures on culture	2001-2002
9	Labour Force Survey	December 2003
9	National tourism indicators	Third quarter 2003
12	Building permits	November 2003
12	New Housing Price Index	November 2003
13	Diamonds: Adding lustre to the Canadian economy	2002
14	Canadian international merchandise trade	November 2003
15	New motor vehicle sales	November 2003
15	Investment in non-residential construction	Fourth quarter 2003
19	Canada's international transactions in securities	November 2003
20	Leading Indicators	December 2003
21	Monthly Survey of Manufacturing	November 2003
21	Health reports: Stress and arthritis	2003
21	Travel between Canada and other countries	November 2003
22	Consumer Price Index	December 2003
23	Year in review	2003
26	Wholesale trade	November 2003
27	Employment Insurance	November 2003
27	Retail trade	November 2003
28	Low-income and Stressed Neighbourhoods in Canadian Metropolitan Areas	1980-2000
29	Industrial product and raw materials price indexes	December 2003
29	Employment, earnings and hours	November 2003
30	Gross domestic product by industry	November 2003
