



# The Daily

Statistics Canada

Tuesday, February 11, 2003  
Released at 8:30 am Eastern time

---

## CENSUS OF POPULATION: LABOUR FORCE ACTIVITY, OCCUPATION, INDUSTRY, CLASS OF WORKER, PLACE OF WORK, MODE OF TRANSPORTATION, LANGUAGE OF WORK AND UNPAID WORK

2

- 
- A detailed analysis of the factors that have shaped the nation's workforce in the past 10 years, with emphasis on immigrants in the workforce, is now available on Statistics Canada's website in the report *The changing profile of Canada's labour force*. This report analyses the growing demand for skills in the workplace, the aging labour force and the increasing reliance on immigrants as a source of skills.
  - Also available is the report *Where Canadians work and how they get there*. It analyses changing trends in commuting patterns between metropolitan areas, driving to work, the use of public transit and the use of alternative means of getting to work. It also profiles individuals who work at home and those who work outside the country.
  - A third report available today is titled *The use of English and French at work*. It analyses the use of French and English in the workplace among francophone workers outside Quebec, as well as among allophones who work inside Quebec.

---

## NEW PRODUCTS

4



---

## **Census of Population: Labour force activity, occupation, industry, class of worker, place of work, mode of transportation, language of work and unpaid work**

The sixth round of data from the 2001 Census of Population, which provides a thorough analysis of developments in the nation's labour force during the past 10 years, is now available.

This report includes detailed information on factors that have shaped the nation's workforce, such as growing reliance on immigration in the workforce, new trends in commuting to work, and the use of English and French in the workplace.

### **Shaping the nation's workforce: Immigrants, increased demand for skills, and an aging labour force**

During the past decade, three key factors have shaped the nation's workforce: an increasing demand for skills in the face of advancing technologies and the knowledge-based economy, a working-age population that is increasingly made up of older people, and a growing reliance on immigration as a source of skills and labour force growth.

The demand for skills has been clearly evident in new data from the 2001 Census. From 1991 to 2001, the number of people in the labour force increased by 1.3 million (+9.5%) to 15.6 million. Almost one-half of this growth occurred in highly skilled occupations that normally require university qualifications. In contrast, low skilled occupations requiring high school or less accounted for only one-quarter of the increase.

At the same time, the workforce has become much "greyer." The average age of the labour force rose from 37.1 years in 1991 to 39.0 years in 2001.

By the end of the decade, 15% of the labour force was within 10 years of retirement age. By 2011, when almost one-fifth of the baby boom generation will be at least 61 years of age, there will be a potential for shortages in certain occupations.

In addition, rates of fertility have remained at low levels for the last three decades. As a result, fewer young people are entering the working-age population to replace individuals in the age group nearing retirement. In 2001, there were 2.7 labour force participants aged 20 to 34 for every one aged 55 and over, down from 3.7 in 1981.

Retiring baby boomers will have a significant impact on the size of the labour market, especially as relatively small cohorts of young people will be

entering it. Boomers — people aged 37 to 55 in 2001 — made up 47% of the labour force. Ten years from now, one-half of them will be 55 or over, and 18% will be over the age of 60.

Canada has increasingly turned to immigration as a source of skills and knowledge. Census data show that immigrants who landed in Canada during the 1990s, and who were in the labour force in 2001, represented almost 70% of the total growth of the labour force over the decade. If current immigration rates continue, it is possible that immigration could account for virtually all labour force growth by 2011.

The 2001 Census showed that a gap in labour market conditions persisted between immigrants who landed between 1996 and 2000 and the Canadian-born population. In 2001, 65.8% of recent immigrants aged 25 to 44 were employed, compared with 81.8% of Canadian-born people in the same age group. The unemployment rate of recent immigrants (12.1%) was still nearly twice that of the Canadian-born population (6.4%).

At the same time, a higher proportion of recent immigrants were in highly skilled occupations. For example, recent immigrants made large gains in information technology occupations and accounted for two fifths of the labour force growth in this field.

### **Place of work: Majority of growth in employment found in suburban municipalities of metropolitan areas**

Census data show that workers are no longer concentrated primarily in core municipalities, but are spreading across suburban municipalities. Many more workers are now located in these surrounding municipalities. As a result, urban dynamics, including commuting patterns, are changing.

The employed population whose usual place of work was within a census metropolitan area in 2001 was 7.9 million, an increase of 1.5 million from 1981. However, only about 25% of the new employed workers were located in the central municipalities, as many industries have created hubs of employment in suburban municipalities.

The number of workers in suburban municipalities has, in fact, been growing at a much faster pace over the last 20 years than the number of those working in city centres. In 1981, about 1.8 million people worked in suburban municipalities. By 2001, this number had jumped 63% to 3.0 million. In contrast, the number of workers in the central municipalities increased only 7%, from 4.6 million in 1981 to 4.9 million in 2001.

The large growth in workers employed in suburban municipalities from 1981 to 2001 has shifted the

commuting patterns within census metropolitan areas towards these surrounding areas. In 1981, about 1 million workers travelled to a suburban municipality, about the same number as those who commuted to core municipalities. By 2001, the number of workers travelling to a suburban municipality increased a dramatic 74% to 1.8 million, but the number of those commuting to the central municipality rose only 28% to 1.3 million.

Some 68,520 people, or 0.5% of the employed labour force, said they worked outside Canada's borders in 2001, up from 49,275 in 1996. Border areas with the United States had the largest number of Canadians working outside the country.

About 1,175,000 people reported working at home during the week before the census, compared with just over 1 million five years earlier. They made up 8% of all workers, unchanged from 1996.

Despite an increase in the use of public transit, the vast majority of commuters still settled behind the wheel for their daily trek to work. There were almost one million more drivers on the road across Canada on May 15, 2001 than there were on Census Day five years earlier.

#### **Nearly seven francophone workers out of 10 use French at work outside Quebec**

The 2001 Census showed that 2.5 million Canadians reported using more than one language at work. Outside Quebec, 67% of francophone workers used French on the job in 2001. French was used most often by 40% of these workers, and regularly by 27%.

In New Brunswick, 92% of francophone workers used French at work, the highest proportion among the provinces excluding Quebec. Nearly 76% of these

workers used it most often, and 16% used it regularly. In Ontario, its use was less widespread — only 69% of francophone workers used it. About 35% used it most often, and 34% regularly.

Inside Quebec, 63% of immigrant workers used French most often in 2001, compared with 47% who used English most often.

Allophones — those whose mother tongue is neither English nor French — accounted for nearly 70% of all immigrant workers in Quebec. Among these allophone immigrant workers, French also predominated. In 2001, 60% used French most often, compared with 48% who used English. This overlap occurred because about 14% of these workers said they use both languages most often at work.

Detailed analysis of these new census data is presented in three online reports: *The changing profile of Canada's labour force*, *Where Canadians work and how they get there*, and *The use of English and French at work*. All three are available on Statistics Canada's website ([www.statcan.ca](http://www.statcan.ca)), and are illustrated by numerous tables and charts.

These reports also link to various products and services available from the *Census* module, which was designed to provide easy access to census data, using new electronic tools. Information in the module is organized into four broad categories: analysis, data, maps and reference material.

In addition, in the *Community profiles* module, data on labour force indicators, industry, occupation, unpaid work, place of work and mode of transportation are available for Canada and the provinces and territories, as well as for 27 metropolitan areas and nearly 6,000 cities, towns, villages and Indian reserves.

For more information, contact Media Relations (613-951-4636), Communications Division. ■

---

## NEW PRODUCTS

---

**Community profiles, 2001 Census**  
**Catalogue number 93F0053XIE**  
(free).

**The changing profile of Canada's labour force, 2001 Census**  
**Catalogue number 96F0030XIE2001009**  
(free).

**Where Canadians work and how they get there, 2001 Census**  
**Catalogue number 96F0030XIE2001010**  
(free).

**Use of English and French at Work, 2001 Census**  
**Catalogue number 96F0030XIE2001011**  
(free).

**Canada's Workforce: Paid Work: Labour Force Activity (8), Age Groups (17B), Sex (3), Immigrant Status and Period of Immigration (9) and Marital Status (7) for Population 15 Years and Over, for Canada, Provinces and Territories, 1981 to 2001 Censuses, and for Census Metropolitan Areas and Census Agglomerations, 1991 to 2001 Censuses — 20% Sample Data, 2001 Census**  
**Catalogue number 97F0012XIE2001001**  
(free).

**Canada's Workforce: Paid Work: Labour Force Activity (8), Immigrant Status and Period of Immigration (9A), Visible Minority Groups (14), Age Groups (11A) and Sex (3) for Population 15 Years and Over, for Canada, Provinces, Territories, Census Metropolitan Areas and Census Agglomerations, 1991 to 2001 Censuses — 20% Sample Data, 2001 Census**  
**Catalogue number 97F0012XIE2001002**  
(free).

**Canada's Workforce: Paid Work: Hours Worked in the Reference Week (12), Immigrant Status and Period of Immigration (9), Age Groups (11A) and Sex (3) for Employed Labour Force, for Canada, Provinces and Territories, 1981 to 2001 Censuses, and for Census Metropolitan Areas and Census Agglomerations, 1991 to 2001 Censuses — 20% Sample Data, 2001 Census**  
**Catalogue number 97F0012XIE2001005**  
(free).

**Canada's Workforce: Paid Work: Work Activity in the Reference Year (23A), Immigrant Status and Period of Immigration (10), Age Groups (17B) and Sex (3) for Population 15 Years and Over, for Canada, Provinces and Territories, 1971, 1981 to 2001 Censuses, and for Census Metropolitan Areas and Census Agglomerations, 1991 to 2001 Censuses — 20% Sample Data, 2001 Census**  
**Catalogue number 97F0012XIE2001008**  
(free).

**Canada's Workforce: Paid Work: Industry — 1997 North American Industry Classification System (422), Class of Worker (6) and Sex (3) for Labour Force 15 Years and Over, for Canada, Provinces, Territories, Census Metropolitan Areas and Census Agglomerations, 2001 Census — 20% Sample Data, 2001 Census**  
**Catalogue number 97F0012XIE2001009**  
(free).

**Canada's Workforce: Paid Work: Industry — 1997 North American Industry Classification System (23), Class of Worker (6) and Sex (3) for Labour Force 15 Years and Over, for Canada, Provinces, Territories, Census Metropolitan Areas and Census Agglomerations, 2001 Census — 20% Sample Data, 2001 Census**  
**Catalogue number 97F0012XIE2001010**  
(free).

**Canada's Workforce: Paid Work:  
Industry — 1997 North American Industry  
Classification System (102), Class of Worker  
(6) and Sex (3) for Labour Force 15 Years  
and Over, for Canada, Provinces, Territories,  
Census Metropolitan Areas and Census  
Agglomerations, 2001 Census — 20% Sample  
Data, 2001 Census  
Catalogue number 97F0012XIE2001011  
(free).**

**Canada's Workforce: Paid Work:  
Industry — 1997 North American Industry  
Classification System (303), Class of Worker  
(6) and Sex (3) for Labour Force 15 Years  
and Over, for Canada, Provinces, Territories,  
Census Metropolitan Areas and Census  
Agglomerations, 2001 Census — 20% Sample  
Data, 2001 Census  
Catalogue number 97F0012XIE2001012  
(free).**

**Canada's Workforce: Paid Work:  
Occupation — 2001 National Occupational  
Classification for Statistics (720), Class of  
Worker (6) and Sex (3) for Labour Force 15 Years  
and Over, for Canada, Provinces, Territories,  
Census Metropolitan Areas and Census  
Agglomerations, 2001 Census — 20% Sample  
Data, 2001 Census  
Catalogue number 97F0012XIE2001017  
(free).**

**Canada's Workforce: Paid Work:  
Occupation — 2001 National Occupational  
Classification for Statistics (13), Class of Worker  
(6) and Sex (3) for Labour Force 15 Years  
and Over, for Canada, Provinces, Territories,  
Census Metropolitan Areas and Census  
Agglomerations, 2001 Census — 20% Sample  
Data, 2001 Census  
Catalogue number 97F0012XIE2001018  
(free).**

**Canada's Workforce: Paid Work:  
Occupation — 2001 National Occupational  
Classification for Statistics (50), Class of Worker  
(6) and Sex (3) for Labour Force 15 Years  
and Over, for Canada, Provinces, Territories,  
Census Metropolitan Areas and Census  
Agglomerations, 2001 Census — 20% Sample  
Data, 2001 Census  
Catalogue number 97F0012XIE2001019  
(free).**

**Canada's Workforce: Paid Work:  
Occupation — 2001 National Occupational  
Classification for Statistics (143), Class of  
Worker (6) and Sex (3) for Labour Force 15 Years  
and Over, for Canada, Provinces, Territories,  
Census Metropolitan Areas and Census  
Agglomerations, 2001 Census — 20% Sample  
Data, 2001 Census  
Catalogue number 97F0012XIE2001020  
(free).**

**Canada's Workforce: Paid Work:  
Occupation — 2001 National Occupational  
Classification for Statistics (523), Class of  
Worker (6) and Sex (3) for Labour Force 15 Years  
and Over, for Canada, Provinces, Territories,  
Census Metropolitan Areas and Census  
Agglomerations, 2001 Census — 20% Sample  
Data, 2001 Census  
Catalogue number 97F0012XIE2001021  
(free).**

**Canada's Workforce: Paid Work:  
Occupation — 1991 Standard Occupational  
Classification (Historical) (707), Age Groups  
(11A) and Sex (3) for Labour Force 15 Years  
and Over, for Canada, Provinces, Territories,  
Census Metropolitan Areas and Census  
Agglomerations, 1991 to 2001 Censuses — 20%  
Sample Data, 2001 Census  
Catalogue number 97F0012XIE2001022  
(free).**

---

**Canada's Workforce: Paid Work: Occupation — 1991 Standard Occupational Classification (Historical) (13), Age Groups (11A) and Sex (3) for Labour Force 15 Years and Over, for Canada, Provinces, Territories, Census Metropolitan Areas and Census Agglomerations, 1991 to 2001 Censuses — 20% Sample Data, 2001 Census Catalogue number 97F0012XIE2001023 (free).**

**Canada's Workforce: Paid Work: Occupation — 1991 Standard Occupational Classification (Historical) (50), Age Groups (11A) and Sex (3) for Labour Force 15 Years and Over, for Canada, Provinces, Territories, Census Metropolitan Areas and Census Agglomerations, 1991 to 2001 Censuses — 20% Sample Data, 2001 Census Catalogue number 97F0012XIE2001024 (free).**

**Canada's Workforce: Paid Work: Occupation — 1991 Standard Occupational Classification (Historical) (142), Age Groups (11A) and Sex (3) for Labour Force 15 Years and Over, for Canada, Provinces, Territories, Census Metropolitan Areas and Census Agglomerations, 1991 to 2001 Censuses — 20% Sample Data, 2001 Census Catalogue number 97F0012XIE2001025 (free).**

**Canada's Workforce: Paid Work: Occupation — 1991 Standard Occupational Classification (Historical) (511), Age Groups (11A) and Sex (3) for Labour Force 15 Years and Over, for Canada, Provinces, Territories, Census Metropolitan Areas and Census Agglomerations, 1991 to 2001 Censuses — 20% Sample Data, 2001 Census Catalogue number 97F0012XIE2001026 (free).**

**Canada's Workforce: Paid Work: Class of Worker (12A), Age Groups (10) and Sex (3) for Labour Force 15 Years and Over, for Canada, Provinces and Territories, 1981 to 2001 Censuses, and for Census Metropolitan Areas and Census Agglomerations, 1991 to 2001 Censuses — 20% Sample Data, 2001 Census Catalogue number 97F0012XIE2001027 (free).**

**Canada's Workforce: Unpaid Work: Hours Spent Doing Unpaid Housework (7), Age Groups (7) and Sex (3) for Population 15 Years and Over, for Canada, Provinces, Territories, Census Metropolitan Areas and Census Agglomerations, 1996 and 2001 Censuses — 20% Sample Data, 2001 Census Catalogue number 97F0013XIE2001001 (free).**

**Canada's Workforce: Unpaid Work: Hours Spent Looking After Children, Without Pay (7), Age Groups (7) and Sex (3) for Population 15 Years and Over, for Canada, Provinces, Territories, Census Metropolitan Areas and Census Agglomerations, 1996 and 2001 Censuses — 20% Sample Data, 2001 Census Catalogue number 97F0013XIE2001002 (free).**

**Canada's Workforce: Unpaid Work: Hours Spent Providing Unpaid Care or Assistance to Seniors (7), Age Groups (7) and Sex (3) for Population 15 Years and Over, for Canada, Provinces, Territories, Census Metropolitan Areas and Census Agglomerations, 1996 and 2001 Censuses — 20% Sample Data, 2001 Census Catalogue number 97F0013XIE2001003 (free).**

**Canada's Workforce: Unpaid Work: Hours Spent Doing Unpaid Housework (7), Hours Spent Looking After Children, Without Pay (7), Hours Spent Providing Unpaid Care or Assistance to Seniors (7) and Sex (3) for Population 15 Years and Over, for Canada, Provinces, Territories, Census Metropolitan Areas and Census Agglomerations, 1996 and 2001 Censuses — 20% Sample Data, 2001 Census Catalogue number 97F0013XIE2001004 (free).**

**Place of Work: Place of Work Status (6), Selected Demographic and Labour Force Characteristics (46) and Sex (3) for Employed Labour Force 15 Years and Over, for Canada, Provinces and Territories, 2001 Census — 20% Sample Data, 2001 Census**  
Catalogue number 97F0014XIE2001001  
(free).

**Place of Work: Place of Work Status (5), Age Groups (7) and Sex (3) for Employed Labour Force 15 Years and Over, for Canada, Provinces, Territories, Census Metropolitan Areas and Census Agglomerations, 2001 Census — 20% Sample Data, 2001 Census**  
Catalogue number 97F0014XIE2001002  
(free).

**Commuting to Work: Commuting Distance (km) (9), Age Groups (7) and Sex (3) for Employed Labour Force 15 Years and Over Having a Usual Place of Work, for Canada, Provinces, Territories, Census Metropolitan Areas and Census Agglomerations, 2001 Census — 20% Sample Data, 2001 Census**  
Catalogue number 97F0015XIE2001001  
(free).

**Commuting to Work: Mode of Transportation (9), Age Groups (7) and Sex (3) for Employed Labour Force 15 Years and Over Having a Usual Place of Work or No Fixed Workplace Address, for Canada, Provinces, Territories, Census Metropolitan Areas and Census Agglomerations, 2001 Census — 20% Sample Data, 2001 Census**  
Catalogue number 97F0015XIE2001002  
(free).

**Commuting to Work: Commuting Flow Census Subdivisions: Sex (3) for Employed Labour Force 15 Years and Over Having a Usual Place of Work, for Census Subdivisions Flows Greater Than or Equal to 20, 2001 Census — 20% Sample Data, 2001 Census**  
Catalogue number 97F0015XIE2001003  
(free).

**Language Use at Work: Language Used Most Often at Work (8), Language Used Regularly at Work (9), Detailed Mother Tongue (160) and Age Groups (7) for Population 15 Years and Over Who Worked Since 2000, for Canada, Provinces, Territories, Census Metropolitan Areas and Census Agglomerations, 2001 Census — 20% Sample Data, 2001 Census**  
Catalogue number 97F0016XIE2001001  
(free).

**Language Use at Work: Language Used Most Often at Work (8), Language Used Regularly at Work (9), Mother Tongue (8) and Immigrant Status and Period of Immigration (11) for Population 15 Years and Over Who Worked Since 2000, for Canada, Provinces, Territories, Census Metropolitan Areas and Census Agglomerations, 2001 Census — 20% Sample Data, 2001 Census**  
Catalogue number 97F0016XIE2001002  
(free).

**Language Use at Work: Language Used Most Often at Work (8), Language Used Regularly at Work (9), Mother Tongue (8) and Occupation — 2001 National Occupational Classification for Statistics (11A) for Population 15 Years and Over Who Worked Since 2000, for Canada, Provinces, Territories, Census Metropolitan Areas and Census Agglomerations, 2001 Census — 20% Sample Data, 2001 Census**  
Catalogue number 97F0016XIE2001004  
(free).

**Language Use at Work: Language Used Most Often at Work (8), Language Used Regularly at Work (9), Mother Tongue (8) and Industry — 1997 North American Industry Classification System (21A) for Population 15 Years and Over Who Worked Since 2000, for Canada, Provinces, Territories, Census Metropolitan Areas and Census Agglomerations, 2001 Census — 20% Sample Data, 2001 Census**  
Catalogue number 97F0016XIE2001005  
(free).

---

**Language Use at Work: Language Used at Work (13), Frequency of Language of Work (5), Mother Tongue (8) and Age Groups (7) for Population 15 Years and Over Who Worked Since 2000, for Canada, Provinces, Territories, Census Metropolitan Areas and Census Agglomerations, 2001 Census — 20% Sample Data, 2001 Census**  
Catalogue number 97F0016XIE2001006 (free).

**Canada's Workforce: Paid Work: Highlight Tables, 2001 Census**  
Catalogue number 97F0024XIE2001008 (free).

**Place of Work: Highlight Tables, 2001 Census**  
Catalogue number 97F0024XIE2001009 (free).

**Commuting to Work: Highlight Tables, 2001 Census**  
Catalogue number 97F0024XIE2001010 (free).

**Language Use at Work: Highlight Tables, 2001 Census**  
Catalogue number 97F0024XIE2001011 (free).

**Profile of Labour Force Activity, Class of Worker, Occupation, Industry, Place of Work, Mode of Transportation, Language of Work and Unpaid Work, for Canada, Provinces, Territories, Census Divisions and Census Subdivisions, 2001 Census**  
Catalogue number 95F0490XCB2001001 (various prices).

**Topic Bundle: Canada's Workforce: Paid Work, 2001 Census**  
Catalogue number 97F0012XCB2001000 (\$70).

**Topic Bundle: Canada's Workforce: Unpaid Work, 2001 Census**  
Catalogue number 97F0013XCB2001000 (\$70).

**Place of Work: Topic Bundle: Place of Work, 2001 Census, 2001 Census**  
Catalogue number 97F0014XCB2001000 (\$70).

**Topic Bundle: Commuting to Work, 2001 Census**  
Catalogue number 97F0015XCB2001000 (\$70).

**Topic Bundle: Language Use at Work, 2001 Census**  
Catalogue number 97F0016XCB2001000 (\$70).

**Canada's Workforce: Paid Work: Labour Force Activity (8), Age Groups (17B), Sex (3), Immigrant Status and Period of Immigration (9) and Marital Status (7) for Population 15 Years and Over, for Canada, Provinces and Territories, 1981 to 2001 Censuses, and for Census Metropolitan Areas and Census Agglomerations, 1991 to 2001 Censuses — 20% Sample Data, 2001 Census**  
Catalogue number 97F0012XCB2001001 (\$60).

**Canada's Workforce: Paid Work: Labour Force Activity (8), Immigrant Status and Period of Immigration (9A), Visible Minority Groups (14), Age Groups (11A) and Sex (3) for Population 15 Years and Over, for Canada, Provinces, Territories, Census Metropolitan Areas and Census Agglomerations, 1991 to 2001 Censuses — 20% Sample Data, 2001 Census**  
Catalogue number 97F0012XCB2001002 (\$60).

**Canada's Workforce: Paid Work: Hours Worked in the Reference Week (12), Immigrant Status and Period of Immigration (9), Age Groups (11A) and Sex (3) for Employed Labour Force, for Canada, Provinces and Territories, 1981 to 2001 Censuses, and for Census Metropolitan Areas and Census Agglomerations, 1991 to 2001 Censuses — 20% Sample Data, 2001 Census**  
Catalogue number 97F0012XCB2001005 (\$60).

**Canada's Workforce: Paid Work: Work Activity in the Reference Year (23A), Immigrant Status and Period of Immigration (10), Age Groups (17B) and Sex (3) for Population 15 Years and Over, for Canada, Provinces and Territories, 1971, 1981 to 2001 Censuses, and for Census Metropolitan Areas and Census Agglomerations, 1991 to 2001 Censuses — 20% Sample Data, 2001 Census**  
Catalogue number 97F0012XCB2001008 (\$60).

**Canada's Workforce: Paid Work: Industry — 1997 North American Industry Classification System (422), Class of Worker (6) and Sex (3) for Labour Force 15 Years and Over, for Canada, Provinces, Territories, Census Metropolitan Areas and Census Agglomerations, 2001 Census — 20% Sample Data, 2001 Census**  
Catalogue number 97F0012XCB2001009 (\$60).



**Canada's Workforce: Paid Work:  
Industry — 1997 North American Industry  
Classification System (23), Class of Worker  
(6) and Sex (3) for Labour Force 15 Years  
and Over, for Canada, Provinces, Territories,  
Census Metropolitan Areas and Census  
Agglomerations, 2001 Census — 20% Sample  
Data, 2001 Census  
Catalogue number 97F0012XCB2001010 (\$60).**

**Canada's Workforce: Paid Work:  
Industry — 1997 North American Industry  
Classification System (102), Class of Worker  
(6) and Sex (3) for Labour Force 15 Years  
and Over, for Canada, Provinces, Territories,  
Census Metropolitan Areas and Census  
Agglomerations, 2001 Census — 20% Sample  
Data, 2001 Census  
Catalogue number 97F0012XCB2001011 (\$60).**

**Canada's Workforce: Paid Work:  
Industry — 1997 North American Industry  
Classification System (303), Class of Worker  
(6) and Sex (3) for Labour Force 15 Years  
and Over, for Canada, Provinces, Territories,  
Census Metropolitan Areas and Census  
Agglomerations, 2001 Census — 20% Sample  
Data, 2001 Census  
Catalogue number 97F0012XCB2001012 (\$60).**

**Canada's Workforce: Paid Work:  
Occupation — 2001 National Occupational  
Classification for Statistics (720), Class of  
Worker (6) and Sex (3) for Labour Force 15 Years  
and Over, for Canada, Provinces, Territories,  
Census Metropolitan Areas and Census  
Agglomerations, 2001 Census — 20% Sample  
Data, 2001 Census  
Catalogue number 97F0012XCB2001017 (\$60).**

**Canada's Workforce: Paid Work:  
Occupation — 2001 National Occupational  
Classification for Statistics (13), Class of Worker  
(6) and Sex (3) for Labour Force 15 Years  
and Over, for Canada, Provinces, Territories,  
Census Metropolitan Areas and Census  
Agglomerations, 2001 Census — 20% Sample  
Data, 2001 Census  
Catalogue number 97F0012XCB2001018 (\$60).**

**Canada's Workforce: Paid Work:  
Occupation — 2001 National Occupational  
Classification for Statistics (50), Class of Worker  
(6) and Sex (3) for Labour Force 15 Years  
and Over, for Canada, Provinces, Territories,  
Census Metropolitan Areas and Census  
Agglomerations, 2001 Census — 20% Sample  
Data, 2001 Census  
Catalogue number 97F0012XCB2001019 (\$60).**

**Canada's Workforce: Paid Work:  
Occupation — 2001 National Occupational  
Classification for Statistics (143), Class of  
Worker (6) and Sex (3) for Labour Force 15 Years  
and Over, for Canada, Provinces, Territories,  
Census Metropolitan Areas and Census  
Agglomerations, 2001 Census — 20% Sample  
Data, 2001 Census  
Catalogue number 97F0012XCB2001020 (\$60).**

**Canada's Workforce: Paid Work:  
Occupation — 2001 National Occupational  
Classification for Statistics (523), Class of  
Worker (6) and Sex (3) for Labour Force 15 Years  
and Over, for Canada, Provinces, Territories,  
Census Metropolitan Areas and Census  
Agglomerations, 2001 Census — 20% Sample  
Data, 2001 Census  
Catalogue number 97F0012XCB2001021 (\$60).**

**Canada's Workforce: Paid Work:  
Occupation — 1991 Standard Occupational  
Classification (Historical) (707), Age Groups  
(11A) and Sex (3) for Labour Force 15 Years  
and Over, for Canada, Provinces, Territories,  
Census Metropolitan Areas and Census  
Agglomerations, 1991 to 2001 Censuses — 20%  
Sample Data, 2001 Census  
Catalogue number 97F0012XCB2001022 (\$60).**

**Canada's Workforce: Paid Work:  
Occupation — 1991 Standard Occupational  
Classification (Historical) (13), Age Groups  
(11A) and Sex (3) for Labour Force 15 Years  
and Over, for Canada, Provinces, Territories,  
Census Metropolitan Areas and Census  
Agglomerations, 1991 to 2001 Censuses — 20%  
Sample Data, 2001 Census  
Catalogue number 97F0012XCB2001023 (\$60).**

---

**Canada's Workforce: Paid Work: Occupation — 1991 Standard Occupational Classification (Historical) (50), Age Groups (11A) and Sex (3) for Labour Force 15 Years and Over, for Canada, Provinces, Territories, Census Metropolitan Areas and Census Agglomerations, 1991 to 2001 Censuses — 20% Sample Data, 2001 Census**  
Catalogue number 97F0012XCB2001024 (\$60).

**Canada's Workforce: Paid Work: Occupation — 1991 Standard Occupational Classification (Historical) (142), Age Groups (11A) and Sex (3) for Labour Force 15 Years and Over, for Canada, Provinces, Territories, Census Metropolitan Areas and Census Agglomerations, 1991 to 2001 Censuses — 20% Sample Data, 2001 Census**  
Catalogue number 97F0012XCB2001025 (\$60).

**Canada's Workforce: Paid Work: Occupation — 1991 Standard Occupational Classification (Historical) (511), Age Groups (11A) and Sex (3) for Labour Force 15 Years and Over, for Canada, Provinces, Territories, Census Metropolitan Areas and Census Agglomerations, 1991 to 2001 Censuses — 20% Sample Data, 2001 Census**  
Catalogue number 97F0012XCB2001026 (\$60).

**Canada's Workforce: Paid Work: Class of Worker (12A), Age Groups (10) and Sex (3) for Labour Force 15 Years and Over, for Canada, Provinces and Territories, 1981 to 2001 Censuses, and for Census Metropolitan Areas and Census Agglomerations, 1991 to 2001 Censuses — 20% Sample Data, 2001 Census**  
Catalogue number 97F0012XCB2001027 (\$60).

**Canada's Workforce: Unpaid Work: Hours Spent Doing Unpaid Housework (7), Age Groups (7) and Sex (3) for Population 15 Years and Over, for Canada, Provinces, Territories, Census Metropolitan Areas and Census Agglomerations, 1996 and 2001 Censuses — 20% Sample Data, 2001 Census**  
Catalogue number 97F0013XCB2001001 (\$60).

**Canada's Workforce: Unpaid Work: Hours Spent Looking After Children, Without Pay (7), Age Groups (7) and Sex (3) for Population 15 Years and Over, for Canada, Provinces, Territories, Census Metropolitan Areas and Census Agglomerations, 1996 and 2001 Censuses — 20% Sample Data, 2001 Census**  
Catalogue number 97F0013XCB2001002 (\$60).

**Canada's Workforce: Unpaid Work: Hours Spent Providing Unpaid Care or Assistance to Seniors (7), Age Groups (7) and Sex (3) for Population 15 Years and Over, for Canada, Provinces, Territories, Census Metropolitan Areas and Census Agglomerations, 1996 and 2001 Censuses — 20% Sample Data, 2001 Census**  
Catalogue number 97F0013XCB2001003 (\$60).

**Canada's Workforce: Unpaid Work: Hours Spent Doing Unpaid Housework (7), Hours Spent Looking After Children, Without Pay (7), Hours Spent Providing Unpaid Care or Assistance to Seniors (7) and Sex (3) for Population 15 Years and Over, for Canada, Provinces, Territories, Census Metropolitan Areas and Census Agglomerations, 1996 and 2001 Censuses — 20% Sample Data, 2001 Census**  
Catalogue number 97F0013XCB2001004 (\$60).

**Place of Work: Place of Work Status (6), Selected Demographic and Labour Force Characteristics (46) and Sex (3) for Employed Labour Force 15 Years and Over, for Canada, Provinces and Territories, 2001 Census — 20% Sample Data, 2001 Census**  
Catalogue number 97F0014XCB2001001 (\$60).

**Place of Work: Place of Work Status (5), Age Groups (7) and Sex (3) for Employed Labour Force 15 Years and Over, for Canada, Provinces, Territories, Census Metropolitan Areas and Census Agglomerations, 2001 Census — 20% Sample Data, 2001 Census**  
Catalogue number 97F0014XCB2001002 (\$60).

---

**Commuting to Work: Commuting Distance (km) (9), Age Groups (7) and Sex (3) for Employed Labour Force 15 Years and Over Having a Usual Place of Work, for Canada, Provinces, Territories, Census Metropolitan Areas and Census Agglomerations, 2001 Census — 20% Sample Data, 2001 Census**  
Catalogue number 97F0015XCB2001001 (\$60).

**Mode of Transportation (9), Age Groups (7) and Sex (3) for Employed Labour Force 15 Years and Over Having a Usual Place of Work or No Fixed Workplace Address, for Canada, Provinces, Territories, Census Metropolitan Areas and Census Agglomerations, 2001 Census — 20% Sample Data, 2001 Census**  
Catalogue number 97F0015XCB2001002 (\$60).

**Commuting to Work: Commuting Flow Census Subdivisions: Sex (3) for Employed Labour Force 15 Years and Over Having a Usual Place of Work, for Census Subdivisions Flows Greater Than or Equal to 20, 2001 Census — 20% Sample Data, 2001 Census**  
Catalogue number 97F0015XCB2001003 (\$60).

**Language Use at Work: Language Used Most Often at Work (8), Language Used Regularly at Work (9), Detailed Mother Tongue (160) and Age Groups (7) for Population 15 Years and Over Who Worked Since 2000, for Canada, Provinces, Territories, Census Metropolitan Areas and Census Agglomerations, 2001 Census — 20% Sample Data, 2001 Census**  
Catalogue number 97F0016XCB2001001 (\$60).

**Language Use at Work: Language Used Most Often at Work (8), Language Used Regularly at Work (9), Mother Tongue (8) and Immigrant Status and Period of Immigration (11) for Population 15 Years and Over Who Worked Since 2000, for Canada, Provinces, Territories, Census Metropolitan Areas and Census Agglomerations, 2001 Census — 20% Sample Data, 2001 Census**  
Catalogue number 97F0016XCB2001002 (\$60).

**Language Use at Work: Language Used Most Often at Work (8), Language Used Regularly at Work (9), Detailed Mother Tongue (160), Language Spoken Most Often at Home (8) and Language Spoken at Home on a Regular Basis (9) for Population 15 Years and Over Who Worked Since 2000, for Canada, Provinces, Territories, Census Metropolitan Areas and Census Agglomerations, 2001 Census — 20% Sample Data, 2001 Census**  
Catalogue number 97F0016XCB2001003 (\$60).

**Language Use at Work: Language Used Most Often at Work (8), Language Used Regularly at Work (9), Mother Tongue (8) and Occupation — 2001 National Occupational Classification for Statistics (11A) for Population 15 Years and Over Who Worked Since 2000, for Canada, Provinces, Territories, Census Metropolitan Areas and Census Agglomerations, 2001 Census — 20% Sample Data, 2001 Census**  
Catalogue number 97F0016XCB2001004 (\$60).

**Language Use at Work: Language Used Most Often at Work (8), Language Used Regularly at Work (9), Mother Tongue (8) and Industry — 1997 North American Industry Classification System (21A) for Population 15 Years and Over Who Worked Since 2000, for Canada, Provinces, Territories, Census Metropolitan Areas and Census Agglomerations, 2001 Census — 20% Sample Data, 2001 Census**  
Catalogue number 97F0016XCB2001005 (\$60).

**Language Use at Work: Language Used at Work (13), Frequency of Language of Work (5), Mother Tongue (8) and Age Groups (7) for Population 15 Years and Over Who Worked Since 2000, for Canada, Provinces, Territories, Census Metropolitan Areas and Census Agglomerations, 2001 Census — 20% Sample Data, 2001 Census**  
Catalogue number 97F0016XCB2001006 (\$60).

**All prices are in Canadian dollars and exclude sales tax. Additional shipping charges apply for delivery outside Canada.**

Catalogue numbers with an -XIB or an -XIE extension are Internet versions; those with -XMB or -XME are microfiche; -XPB or -XPE are paper versions; -XDB are electronic versions on diskette and -XCB are electronic versions on compact disc.

## How to order products

### Order products by phone:

Please refer to the • Title • Catalogue number • Volume number • Issue number • Your VISA or MasterCard number.

In Canada and the United States call:

**1-800-267-6677**

From other countries call:

**1-613-951-7277**

To fax your order:

**1-877-287-4369**

Address changes or account inquiries:

**1-800-700-1033**


**To order a product by mail write:** Statistics Canada, Circulation Management, Dissemination Division, Ottawa, K1A 0T6.

Include a cheque or money order payable to **Receiver General of Canada/Publications**. Canadian customers add 7% GST and applicable PST.

**To order by Internet:** write to [order@statcan.ca](mailto:order@statcan.ca) or download an electronic version by accessing Statistics Canada's Web site ([www.statcan.ca](http://www.statcan.ca)) under the headings *Our products and services* and *Publications for sale (\$)*.

**Authorized agents and bookstores also carry Statistics Canada's catalogued publications.**

Document 1 - 2006 (F) (English) 11-001-XIE-0001-0001-0001



Statistics Canada

Thursday, June 5, 1997  
For release at 8:30 a.m.

---

**MAJOR RELEASES**

- **Urban transit, 1995** 2  
Despite the emphasis on taking urban transit, Canadians are using it less and less. In 1996, adult Canadians took an average of about six trips on some form of urban transit, the lowest level in the past 25 years.
- **Productivity, hourly compensation and unit labour cost, 1995** 4  
Growth in productivity among Canadian businesses was notably weak again in 1996, accompanied by sluggish gains in employment and slow economic growth during the year.



---

**OTHER RELEASES**

- **Help-wanted index, May 1997** 3
- **Short-term Expectations Survey** 3
- **Steel primary forms, week ending May 31, 1997** 12
- **Egg production, Apr. 1997** 12

---

**PUBLICATIONS RELEASED** 11

### Statistics Canada's official release bulletin

Catalogue 11-001-XIE.

Published each working day by the Communications Division, Statistics Canada, 10-H, R.H. Coats Bldg., Tunney's Pasture, Ottawa, Ontario K1A 0T6.

To access *The Daily* on the Internet, visit our site at <http://www.statcan.ca>. To receive *The Daily* each morning by e-mail, send an e-mail message to [listproc@statcan.ca](mailto:listproc@statcan.ca). Leave the subject line blank. In the body of the message, type "subscribe daily firstname lastname".

Published by authority of the Minister responsible for Statistics Canada. © Minister of Industry, 2003. Citation in newsprint, magazine, radio, and television reporting is permitted subject to the requirement that Statistics Canada is acknowledged as the source. Any other reproduction is permitted subject to the requirement that Statistics Canada is acknowledged as the source on all copies as follows: Statistics Canada, *The Daily*, catalogue 11-001-XIE, along with date and page references.