



The Daily

Statistics Canada

Friday, May 16, 2003

Released at 8:30 a.m. Eastern time

MAJOR RELEASES

There are no major releases today.

OTHER RELEASES

Apartment Building Construction Price Index, first quarter 2003	2
Primary iron and steel, March 2003	2
Restaurants, caterers and taverns, March 2003	2
Production of poultry and eggs, 2002	3

NEW PRODUCTS

RELEASE DATES: May 20 to 23	6
------------------------------------	----------

Survey of Labour and Income Dynamics public-use microdata file

1999 and 2000

The cross-sectional public-use microdata files for the 1999 and 2000 Survey of Labour and Income Dynamics (SLID) are now available. Since 1996, SLID public-use microdata have been a source of detailed cross-sectional household income data. Prior to this, the Survey of Consumer Finances provided public-use microdata files to meet the needs of users of cross-sectional household income.

The *Survey of Labour and Income Dynamics public-use microdata files* on CD-ROM (75M0010XCB, \$2,000) are now available for 1999 and 2000. The files are available separately for each year.

For more information about the survey and related products and services, contact Client Services (1-888-297-7355; 613-951-7355; fax: 613-951-3012; income@statcan.ca), Income Statistics Division.



OTHER RELEASES

Apartment Building Construction Price Index

First quarter 2003

The composite price index for apartment building construction (1997=100) was 115.9 in the first quarter, up 0.8% from the fourth quarter and 2.9% from the first quarter of 2002, the same year-to-year increase as that of the previous quarter.

Calgary recorded the highest quarterly change (+1.6%), followed by Ottawa (+1.1%), Edmonton (+1.0%), Toronto (+0.9%), Vancouver (+0.7%), Montréal (+0.3%) and Halifax (+0.2%).

Toronto saw the highest year-to-year gain (+4.1%), followed by Calgary (+3.7%), Ottawa (+3.4%), Edmonton (+3.1%), Halifax and Montréal (+2.4% each), and Vancouver (+1.6%).

Apartment Building Construction Price Index (1997=100)

	First quarter 2003	First quarter 2002 to first quarter 2003 % change	Fourth quarter 2002 to first quarter 2003 % change
Composite index	115.9	2.9	0.8
Halifax	111.6	2.4	0.2
Montréal	116.1	2.4	0.3
Ottawa	120.2	3.4	1.1
Toronto	123.2	4.1	0.9
Calgary	120.0	3.7	1.6
Edmonton	117.6	3.1	1
Vancouver	109.5	1.6	0.7

Note: The apartment building construction price indexes provide an indication of new construction cost changes in seven major urban areas across Canada (Halifax, Montréal, Ottawa, Toronto, Calgary, Edmonton and Vancouver). Besides each of the urban areas' indexes and the composite index, there are further breakdowns of cost changes by trade groups within the building (structural, architectural, mechanical and electrical). These price indexes are derived from surveys of general and special trade-group contractors who report on the categories of costs (material, labour, equipment, taxes, overhead and profits) relevant to the detailed construction specifications included in the surveys.

Available on CANSIM: table 327-0040.

Information on methods and data quality available in the Integrated Meta Data Base: survey numbers, including related surveys, 2317 and 2330.

The first quarter 2003 issue of *Capital expenditure price statistics* (62-007-XPB, \$24/\$79) will be available in June. See *How to order products*.

For more information, or to enquire about the concepts, methods or data quality of this release, contact Rebecca McDougall (613-951-9606; fax: 613-951-1539; infounit@statcan.ca), Prices Division. ■

Primary iron and steel

March 2003

Data on primary iron and steel are now available for March.

Available on CANSIM: table 303-0010.

Information on methods and data quality available in the Integrated Meta Data Base: survey numbers, including related surveys, 2116 and 2184.

The March 2003 issue of *Primary iron and steel*, Vol. 58, no. 3 (41-001-XIB, \$5/\$47) is now available. See *How to order products*.

For more information, or to enquire about the concepts, methods or data quality of this release, contact the dissemination officer (1-866-873-8789; 613-951-9497; manufact@statcan.ca), Manufacturing, Construction and Energy Division. ■

Restaurants, caterers and taverns

March 2003

Total receipts of restaurants, caterers and taverns in March were an estimated \$2.72 billion, up 1.9% from the March 2002 estimate.

Available on CANSIM: table 355-0001.

The March 2003 issue of *Restaurant, caterer and tavern statistics* (63-011-XIE, \$6/\$55) will be available soon. See *How to order products*.

For more information, or to enquire about the concepts, methods or data quality of this release, contact Bill Birbeck (613-951-3506), Service Industries Division. ■

Production of poultry and eggs

2002

The value of poultry products totalled \$2.5 billion in 2002, down 1.9% from 2001. Sales of poultry meat, at \$1.7 billion, dropped 3.9% as prices declined. Egg sales increased 2.9% to \$754.1 million.

Canadian farmers produced 1.1 million metric tonnes of poultry meat in 2002, virtually unchanged from 2001. Production of chicken, which accounts for over 85% of all poultry meat produced, rose slightly from 2001, continuing a long-term upward trend. Turkey production, which peaked at 152.6 thousand tonnes in 2000, stood at 146.4 thousand tonnes in 2002, down 2.1% from 2001.

In 2002, each Canadian consumed 32.3 kilograms of chicken, up from 32.1 kilograms per person in 2001. The ongoing popularity of easy-to-prepare and ready-to-eat chicken products with time-conscious consumers contributed to the increased intake of chicken.

Egg production increased 1.6% from 2001 to stand at 575.8 million dozen in 2002. Egg consumption, which has been rebounding in recent years, reached 15.4 dozen eggs per person in 2002, down slightly from 15.8 dozen per person in 2001. The general growth can be attributed in part to publicity outlining the nutritional benefits of eggs, increased use of eggs by the food service sector, the growing popularity of value-added products, and the expanded use and availability of processed egg products.

Available on CANSIM: tables 003-0017 to 003-0020.

Information on methods and data quality available in the Integrated Meta Data Base: survey number 5039.

The 2002 issue of *Production of poultry and eggs* (23-202-XIB, \$29) will be available soon. See *How to order products*.

For more information, or to enquire about the concepts, methods or data quality of this release, call the Agriculture Division information line (1-800-465-1991) or contact Debbie Dupuis (613-951-2553; debbie.dupuis@statcan.ca), Agriculture Division. ■

NEW PRODUCTS

Infomat — a weekly review, May 16, 2003
Catalogue number **11-002-XIE** (\$3/\$109).

Infomat — a weekly review, May 16, 2003
Catalogue number **11-002-XPE** (\$4/\$145).

Primary iron and steel, March 2003, Vol. 58, no. 3
Catalogue number **41-001-XIB** (\$5/\$47).

Trucking in Canada, 2001
Catalogue number **53-222-XIB** (\$39).

New motor vehicle sales, March 2003, Vol. 75, no. 3
Catalogue number **63-007-XIB** (\$13/\$124).

Survey of Labour and Income Dynamics — Cross sectional public use microdata file, 1999
Catalogue number **75M0010XCB** (\$2,000).

Survey of Labour and Income Dynamics — Cross sectional public use microdata file, 2000
Catalogue number **75M0010XCB** (\$2,000).

All prices are in Canadian dollars and exclude sales tax. Additional shipping charges apply for delivery outside Canada.

Catalogue numbers with an -XIB or an -XIE extension are Internet versions; those with -XMB or -XME are microfiche; -XPB or -XPE are paper versions; -XDB or -XDE are electronic versions on diskette and -XCB or -XCE are electronic versions on compact disc.

How to order products

Order products by phone:

Please refer to the • Title • Catalogue number • Volume number • Issue number • Your VISA or MasterCard number.

In Canada and the United States call:

1-800-267-6677

From other countries call:

1-613-951-7277

To fax your order:

1-877-287-4369

Address changes or account inquiries:

1-800-700-1033


To order a product by mail write: Statistics Canada, Circulation Management, Dissemination Division, Ottawa, K1A 0T6.

Include a cheque or money order payable to **Receiver General of Canada/Publications**. Canadian customers add 7% GST and applicable PST.

To order by Internet: write to order@statcan.ca or download an electronic version by accessing Statistics Canada's website (www.statcan.ca). From the *Our products and services* page, under *Browse our Internet publications*, choose *For sale*.

Authorized agents and bookstores also carry Statistics Canada's catalogued publications.

Catalogue 11-001-XIE (F) (English) 11-001-XIE(11-001-0007-0-01)



Statistics Canada

Thursday, June 3, 1997
For release at 8:30 a.m.



MAJOR RELEASES

- **Urban transit, 1996** 2
Despite the emphasis on taking urban transit, Canadians are using it less and less. In 1996, each Canadian took an average of about 20 trips on some form of urban transit, the lowest level in the past 25 years.
- **Productivity, hourly compensation and unit labour cost, 1996** 4
Growth in productivity among Canadian businesses was modestly weak again in 1996, accompanied by sluggish gains in employment and slow economic growth during the year.

OTHER RELEASES

- **Help-wanted index, May 1997** 3
- **Short-term Expectations Survey** 2
- **Steel primary forms, week ending May 31, 1997** 12
- **Egg production, Apr. 1997** 12

PUBLICATIONS RELEASED 11



Statistics Canada's official release bulletin

Catalogue 11-001-XIE.

Published each working day by the Communications Division, Statistics Canada, 10-H, R.H. Coats Bldg., Tunney's Pasture, Ottawa, Ontario K1A 0T6.

To access *The Daily* on the Internet, visit our site at <http://www.statcan.ca>. To receive *The Daily* each morning by e-mail, send an e-mail message to listproc@statcan.ca. Leave the subject line blank. In the body of the message, type "subscribe daily firstname lastname".

Published by authority of the Minister responsible for Statistics Canada. © Minister of Industry, 2003. Citation in newspaper, magazine, radio, and television reporting is permitted subject to the requirement that Statistics Canada is acknowledged as the source. Any other reproduction is permitted subject to the requirement that Statistics Canada is acknowledged as the source on all copies as follows: Statistics Canada, *The Daily*, catalogue 11-001-XIE, along with date and page references.

The Daily, May 16, 2003

RELEASE DATES: MAY 20 TO 23

(Release dates are subject to change.)

Release date	Title	Reference period
20	Canada's international transactions in securities	March 2003
20	Travel between Canada and other countries	March 2003
20	Wholesale trade	March 2003
21	Retail trade	March 2003
21	Leading Indicators	April 2003
22	Consumer Price Index	April 2003
22	Social support and mortality among seniors	1994/95 to 2000/01
23	Digital divide in schools: Student access to and use of information technology	2000
