SK
470
T42
No. 326

36162930

CHEMICAL RESIDUES IN WATERFOWL AND GAMEBIRDS HARVESTED IN CANADA, 1987-95

B.M. Braune[1], B. J. Malone[2], N.M. Burgess[3], J.E. Elliott[4], N. Garrity[3], J. Hawkings[5], J. Hines[6], H. Marshall[7], W.K. Marshall[1], J. Rodrigue[8], B. Wakeford[1], M. Wayland[9], D.V. Weseloh[10], P.E. Whitehead[4]

Technical Report Series No. 326
Headquarters 1999
Canadian Wildlife Service

ENVIRONNEMENT CANADA
BIBLIOTHÈQUE
RÉGION DE QUÉBEC

[1] Environment Canada, Environmental Conservation Branch, Canadian Wildlife Service, National Wildlife Research Centre, 100 Gamelin Blvd, Hull, PQ, K1A 0H3.
[2] Malone Associates, 11-235 Charlotte St., Ottawa, ON, K1N 8L4.
[3] Environment Canada, Environmental Conservation Branch, Canadian Wildlife Service, Atlantic Region, P. O. Box 6227, Sackville, NB, E4L 1G6.
[4] Environment Canada, Environmental Conservation Branch, Canadian Wildlife Service, Pacific and Yukon Region, Pacific Wildlife Research Centre, 5421 Robertson Road. RR1, Delta, BC, V4K 3N2.
[5] Environment Canada, Environmental Conservation Branch, Canadian Wildlife Service, Pacific and Yukon Region, 91782 Alaska HWY, Whitehorse, YT, Y1A 5B7.
[6] Environment Canada, Environmental Conservation Branch, Canadian Wildlife Service, Prairie and Northern Region, 5204 - 50th Avenue, Suite 301, Yellowknife, NT, X1A 1E2.
[7] Health Canada, Health Protection Branch, Radiation Protection Bureau, 775 Brookfield Rd., Ottawa, ON, K1A 1C1.
[8] Environment Canada, Environmental Conservation Branch, Service canadien de la faune, C.P. 10100, Sainte-Foy, PQ, G1V 4H5.
[9] Environment Canada, Environmental Conservation Branch, Canadian Wildlife Service, Prairie and Northern Region, Prairie and Northern Wildlife Center, 115 Perimeter Road, Saskatoon, SK, S7N 0X4.
[10] Environment Canada, Environmental Conservation Branch, Canadian Wildlife Service, Ontario Region, 4905 Dufferin St., Downsview, ON, K1A 0H3.

Issued under the Authority of the
Minister of the Environment
Canadian Wildlife Service

Minister of Supply and Services Canada 1999
Catalogue No. CW69-5/326E
ISBN 0-662-27222-6

Data from this document may be accessed at:
http://www.ec.gc.ca/cws-scf/nwrc/cwatrfwl.htm

Copies of the document may be obtained from:
Birgit M. Braune
Canadian Wildlife Service
National Wildlife Research Centre
100 Gamelin Blvd.
Hull, Québec
K1A 0H3

This report may be cited as:

Braune, B.M., B. J. Malone, N.M. Burgess, J.E. Elliott, N. Garrity, J. Hawkings, J. Hines, H. Marshall, W.K. Marshall, J. Rodrigue, M. Wayland, D.V. Weseloh, P.E. Whitehead. 1999.
Chemical residues in waterfowl and gamebirds harvested in Canada, 1987-95.
Technical Report Series No. 326. Canadian Wildlife Service, Ottawa.

ABSTRACT

This report reviews data on chemical residues in Canadian waterfowl and gamebirds collected from across the country between 1987 and 1995 in order to: (i) obtain recent data on contaminants in gamebirds so that Health Canada could assess the risk to human health from eating those birds, and (ii) identify any potential avian health concerns related to the contaminant residue levels. Over 800 pools of waterfowl, gamebird and seabird muscle, egg and liver tissues were analysed for chlorobenzenes, chlordanes, hexachlorocyclohexanes, DDTs, mirex, dieldrin, octachlorostyrene, PCBs, arsenic, selenium, mercury, lead and cadmium. Selected subsets of samples were also analysed for polychlorinated dibenzo-*p*-dioxins (PCDDs), dibenzofurans (PCDFs), toxaphene or for ^{137}Cs activity. These contaminants were either not detected or were found at very low levels in the majority of samples. The highest levels of most of the contaminants measured were found in those birds feeding at the higher trophic levels such as mergansers, loons and gulls. ΣDDT and ΣPCB were the compounds most frequently found above trace levels in pectoral muscle followed by ΣCBz and ΣCHL. ΣHCH and OCS were detected the least often. The highest DDE, ΣPCB and ΣCHL levels found were 2.5 $mg \cdot kg^{-1}$, 2.4 $mg \cdot kg^{-1}$ and 0.17 $mg \cdot kg^{-1}$ wet weight respectively. Mercury and selenium were found in the majority of samples at generally low levels. In only a few cases did contaminant levels approach or exceed levels associated with potential avian health effects or potential concern for human or animal consumers of the birds.

RÉSUMÉ

Ce rapport contient des données sur les résidus chimiques chez la sauvagine et les oiseaux considérés comme gibier au Canada prélevés dans tout le pays entre 1987 et 1995 afin i) d'obtenir des données récentes sur la contamination des oiseaux considérés comme gibier de sorte que Santé Canada puisse évaluer le risque que présente la consommation de ces oiseaux pour la santé humaine, et ii) de déterminer les préoccupations éventuelles pour la santé humaine associées aux concentrations de contaminants. Plus de 800 échantillons de muscles, d'œufs et de tissus du foie d'espèces de sauvagine, d'oiseaux considérés comme gibier et d'oiseaux de mer ont été analysés afin de déceler la présence examinés de chlorobenzènes, de chlordanes, d'hexachlorocyclohexanes, de DDT, de mirex, de dieldrine, d'octachlorostyrène, de BPC, d'arsenic, de sélénium, de mercure, de plomb et de cadmium. Des sous-échantillons ont également été analysés afin de déceler la présence de dibenzo-*p*-dioxines polychlorées (PCDD), de dibenzofurannes polychlorés (PCDF), de toxaphène ou de césium-137 (^{137}Cs). Ces contaminants n'ont pas été détectés ou l'ont été à des concentrations très faibles dans la plupart des échantillons. Les concentrations les plus élevées de la plupart des contaminants mesurés ont été trouvées dans les oiseaux appartenant aux niveaux trophiques supérieurs comme les harles, les plongeons et les goélands. Les ΣDDT et les ΣBPC sont les composés qu'on a trouvés le plus souvent au-dessus de l'état de trace dans les muscles pectoraux, suivis des ΣCBz et des ΣCHL. Les ΣHCH et l'OCS ont été détectés le moins souvent. Les concentrations de DDE, de ΣBPC et de ΣCHL les plus élevées étaient en poids frais de 2,5 $mg \cdot kg^{-1}$, 2,4 $mg \cdot kg^{-1}$ et 0,17 $mg \cdot kg^{-1}$, respectivement. Le mercure et le sélénium ont été trouvés dans la plupart des échantillons à des concentrations généralement faibles. Dans seulement quelques cas, les niveaux de contamination approchaient ou dépassaient ceux associés à des effets éventuels sur la santé des oiseaux ou à une éventuelle préoccupation pour la santé des consommateurs humains ou celle des prédateurs d'oiseaux.

Summary

To address concerns about the presence of environmental contaminants in gamebirds, particularly waterfowl, harvested for human consumption, a national survey was initiated in 1988: (i) to obtain recent data on contaminants in gamebirds so that Health Canada could assess the risk to human health from eating those birds, and (ii) to identify species and locations where contaminant residue levels may indicate potential avian health risks. This report deals primarily with the chemical residue data and associated potential avian health effects but also summarizes the evaluation done by Health Canada to address the concerns of human consumers.

Species sampled were representative of the birds most frequently shot by hunters. Between 1987 and 1995, 3,957 birds (pooled into 834 composite samples) representing 44 species were collected from 126 sites across Canada. Pooled samples of pectoral muscle were analysed for chlorobenzenes (CBz), hexachlorocyclohexanes (HCH), chlordanes (CHL), DDTs, mirex, dieldrin, octachlorostyrene (OCS), PCBs, arsenic, selenium, mercury, lead and cadmium. Selected subsets of samples were also analysed for polychlorinated dibenzo-*p*-dioxins (PCDDs), dibenzofurans (PCDFs), toxaphene or for Cesium-137 (^{137}Cs) activity. The species of waterfowl were categorized based on their feeding habits: grazers (geese and swans), surface-feeding (dabbling) ducks, diving ducks (bay and sea ducks), fish-eating ducks (mergansers) and loons. Also collected were woodcock, snipe, grouse, ptarmigan, alcids, fulmars and gulls.

The concentrations of most organochlorine and PCB compounds in the pectoral muscle of the birds in this survey were relatively low compared with earlier studies reported in the literature. Although several significant differences in organochlorine levels among geographical areas were identified, these differences were scattered among trophic groups and chemical classes with no strong, consistent pattern emerging and usually occurred where median residue concentrations were very low. In general, the higher concentrations were found in eastern and northern Canada. There was also a general trend for increased organochlorine levels at higher trophic levels, most notably for DDE. Organochlorine levels were lowest in the upland gamebirds (i.e. grouse, ptarmigan), geese and swans, and highest in the fish-eating birds (mergansers and loons).

The alcids (murres, guillemots, puffins and dovekies) had organochlorine levels similar to those found in the dabbling ducks. Gulls had organochlorine levels that were comparable to those found in the mergansers and loons. There was, however, relatively little variation among species in any one trophic group except for the Oldsquaw which consistently had the widest range of organochlorine values found in the sea ducks. This may be linked to the fact that, of the sea duck species surveyed, Oldsquaw are the only species to overwinter in relatively large numbers in the Great Lakes - St. Lawrence River system, an area known to be contaminated with organochlorines.

ΣDDT (mainly DDE) and ΣPCB were the compounds most frequently found above trace levels in pectoral muscle followed by ΣCBz (mainly hexachlorobenzene) and ΣCHL. ΣHCH and OCS were detected the least often. The highest DDE level was found in a single Hooded Merganser (2.5 $mg \cdot kg^{-1}$ wet weight (ww)) from Labrador. The highest ΣPCB concentration (2.4 $mg \cdot kg^{-1}$ ww) was found in a single Common Merganser from northern Ontario. The highest ΣCHL concentration (0.17 $mg \cdot kg^{-1}$ ww) was in a pool of Common Loons from northern Ontario. The highest concentration of ΣCBz (0.12 $mg \cdot kg^{-1}$ ww) was found in a pool of Common Loons from northern Québec. Oxychlordane was generally the dominant chlordane breakdown product making up 30-50% of chlordanes, followed by heptachlor epoxide (20-30%) and *trans*-nonachlor (15-20%). Four PCB congeners (153, 138, 180 and 118) constituted approximately half or more of the PCBs in the waterfowl analysed.

Concentrations of all organochlorines and PCB congeners measured in eggs were less than 1 $mg \cdot kg^{-1}$ ww with the exception of ΣPCB in Herring Gull eggs from northern Québec (2.6 $mg \cdot kg^{-1}$ ww) and Red-breasted Merganser eggs from Great Slave Lake (1.6 $mg \cdot kg^{-1}$ ww).

Although generally not detected, measurable concentrations of PCDDs and PCDFs were found in loons, mergansers, scoter, scaup, Oldsquaw and Ring-necked Ducks. The highest levels of 2,3,7,8-TCDD and 1,2,3,7,8-PnDD were found in Lesser Scaup from Lac St-Pierre, Québec (9.7 $ng \cdot kg^{-1}$ and 12.5 $ng \cdot kg^{-1}$ ww, respectively). The highest level of 2,3,7,8-TCDF was found in Surf Scoter from the Fraser River Delta, British Columbia (13 $ng \cdot kg^{-1}$ ww). These pools are associated with areas of particular concern for

organochlorine pollution. Total toxaphene levels in most of the 12 pools of waterfowl pectoral muscle measured were estimated as less than 0.50 $mg \cdot kg^{-1}$ ww. The highest toxaphene level found was 9.4 $mg \cdot kg^{-1}$ ww in a pool of Oldsquaw from Teslin Lake, Yukon.

Only a very few samples out of a total of 834 pools of birds from across the country exceeded extant organochlorine or PCB threshold levels for risk to birds, or to wildlife or human consumers of the birds. Most of the muscle pools in this survey contained ΣPCB levels that were less than the 0.1 $mg \cdot kg^{-1}$ ww level which the International Joint Commission (IJC) believes can pose a health risk to wildlife consumers at higher trophic levels and well below levels associated with adverse effects in laboratory studies, and all but one pool of Common Merganser pectoral muscle (2.4 $mg \cdot kg^{-1}$ ww) were below the lowest guideline for human consumption of fish (2.0 $mg \cdot kg^{-1}$ ww). Most of the DDE/DDT residue levels found in this study were at least an order of magnitude less than Health Canada human consumption guidelines for poultry, although several pools of mergansers and loons exceeded IJC guidelines for hazard to fish-eating wildlife. Levels of dieldrin, mirex, HCB and toxaphene found in this study were also lower than those associated with adverse avian health effects found in other studies. PCB and organochlorine levels measured in eggs were generally quite low and unlikely to have toxic effects on the embryos.

Levels of cadmium, mercury, selenium and arsenic in pectoral muscle were, for the most part, either low (< 1 $mg \cdot kg^{-1}$ ww) or below detection limits. Unusually elevated levels of lead measured in several pools of birds were due to the presence of tiny fragments of lead shot embedded in the tissue. Arsenic was detected at low levels (generally ≤ 0.20 $mg \cdot kg^{-1}$ ww) in all of the woodcock, snipe and seabird samples but was detected in only 20-60% of pools of birds in other trophic categories, mainly in birds from eastern Canada. The highest level of arsenic (3.3 $mg \cdot kg^{-1}$ ww) was measured in a single Mallard from Labrador. Arsenic was detected in only 16 of 36 egg pools analysed and the highest level found was 0.27 $mg \cdot kg^{-1}$ ww. The highest level of cadmium was measured in King Eider from the Northwest Territories (0.71 $mg \cdot kg^{-1}$ ww). Cadmium was found at higher levels in the seabirds than in the waterfowl samples but was not detected in any of the eggs sampled. Mercury was almost always below detection limits

in muscle of ptarmigan, grouse, geese and swans. Most of the samples of other species were well below the 1.0 $mg \cdot kg^{-1}$ ww level of mercury associated with potential adverse health effects in waterfowl. The highest level of total mercury (1.9 $mg \cdot kg^{-1}$ ww) was found in a single Red-throated Loon from the Northwest Territories. Several pools of liver from western Arctic dabbling ducks and sea ducks had mercury levels that exceeded 1.0 $mg \cdot kg^{-1}$ ww, the highest being 3.8 $mg \cdot kg^{-1}$ ww in a pool of Surf Scoter from the Northwest Territories. Mercury was detected in most of the egg pools analysed but at very low levels ($\leq$ 0.50 $mg \cdot kg^{-1}$ ww). Selenium was detected in over 75% of all the pools of birds measured (generally < 2 $mg \cdot kg^{-1}$ ww), the highest being in a single Black Scoter from Québec (10 $mg \cdot kg^{-1}$ ww). Selenium was detected in all 33 egg pools sampled (maximum 1.0 $mg \cdot kg^{-1}$ ww). The highest selenium level (23.0 $mg \cdot kg^{-1}$ ww) in liver was found in a pool of Common Eider from the Northwest Territories.

^{137}Cs activity, measured in 238 pools (37 species), was generally < 3 $Bq \cdot kg^{-1}$ ww. Geese and swans had the highest activity, but grouse and ptarmigan also had elevated activity. Marine species such as alcids, kittiwakes and sea ducks had very low activity.

Overall the organochlorines and metals measured in this study were either below detection limits or were found at very low levels. In only 14 pools (1.7%) of the 834 pools analysed did organochlorine contaminant levels approach or exceed levels that could pose a threat to the health of the birds or to animal consumers of the birds. The highest concentrations of most contaminants were found in those species feeding at the higher trophic levels such as mergansers, loons and gulls. Based on the data from this study and some earlier Ontario data, Health Canada advised that contaminant levels found in samples of pectoral muscle of ducks, geese and other gamebirds analysed do not pose a health hazard to human consumers.

Sommaire

Afin de répondre aux préoccupations concernant la présence de contaminants chez les oiseaux considérés comme gibier, particulièrement la sauvagine, capturés pour la consommation humaine, une étude nationale a été entreprise en 1988 pour : i) obtenir des données récentes sur la contamination des oiseaux considérés comme gibier afin que Santé Canada puisse évaluer le risque entourant la consommation de ces oiseaux pour la santé humaine et ii) déterminer les espèces et les endroits où les concentrations de contaminants peuvent présenter des risques éventuels pour la santé des oiseaux. Ce rapport porte principalement sur les données concernant les résidus chimiques et leurs effets éventuels sur la santé des oiseaux; il résume également l'évaluation faite par Santé Canada pour répondre aux préoccupations des consommateurs.

Les espèces ont été échantillonnées parmi celles que récollent le plus fréquemment les chasseurs. Entre 1987 et 1995, 3 957 oiseaux (regroupés en 834 échantillons composites) représentant 44 espèces ont été prélevés dans 126 sites dans l'ensemble du Canada. Des échantillons de muscles pectoraux ont été analysés afin de déceler la présence de chlorobenzènes (CBz), d'hexachlorocyclohexanes (HCH), de chlordanes (CHL), de DDT, de mirex, de dieldrine, d'octachlorostyrène (OCS), de BPC, d'arsenic, de sélénium, de mercure, de plomb et de cadmium. Certains sous-échantillons ont également été analysés afin de déceler la présence de dibenzo-*p*-dioxines polychlorées (PCDD), de dibenzofurannes polychlorés (PCDF), de toxaphène ou de césium-137 (^{137}Cs). Les espèces de sauvagine ont été classées selon leurs régimes alimentaires : brouteurs (oies et cygnes), alimentation de surface (canards barboteurs), canards plongeurs (canards de baie et de mer), canards piscivores (harles) et plongeons. On a également prélevé des échantillons de bécasses, de bécassines, de gélinottes, de lagopèdes, d'alcidés, de fulmars et de goélands.

Les concentrations de la plupart des pesticides organochlorés et de BPC dans les muscles pectoraux des oiseaux de cette étude étaient relativement faibles comparativement à celles d'études antérieures. Bien que plusieurs différences importantes entre les concentrations de pesticides organochlorés et de BPC selon les régions géographiques aient été notées, ces différences étaient dispersées parmi les

groupes trophiques et les catégories de produits chimiques, sans qu'un modèle uniforme solide se présente et habituellement là où des concentrations moyennes de résidus étaient très faibles. En général, on a constaté des concentrations supérieures de contaminants dans l'est et dans le nord du Canada. Des concentrations de composés organochlorés plus élevées ont également été constatées, en règle générale, chez les niveaux trophiques supérieurs, notamment pour le DDE. Ces mêmes concentrations étaient les plus faibles chez le gibier à plumes sédentaire (p. ex., gélinottes, lagopèdes), les oies et les cygnes, et les plus élevées chez les oiseaux piscivores (harles et plongeons). Les alcidés (marmettes, guillemots, macareux et mergules) présentaient des concentrations de produits organochlorés semblables à celles constatées chez les canards barboteurs. Les goélands présentaient des niveaux d'organochlorés analogues à ceux observés chez les harles et les plongeons. On a toutefois constaté une variation relativement faible entre les espèces d'un même niveau trophique, sauf pour l'Harelde kakawi qui présentait uniformément les plus fortes concentrations de composés organochlorés trouvées chez les canards de mer. Ce phénomène peut être associé au fait que, parmi les espèces de canards de mer étudiées, l'Harelde kakawi est la seule espèce à hiverner en assez grand nombre dans le bassin des Grands Lacs et du fleuve Saint-Laurent, région connue comme étant contaminée par les composés organochlorés.

Les ΣDDT (surtout le DDE) et les ΣBPC étaient les composés qu'on trouvait le plus souvent au-dessus de l'état de trace dans les muscles pectoraux, suivis des ΣCBz (surtout l'hexachlorobenzène) et des ΣCHL. Les ΣHCH et l'OCS ont été détectés le moins fréquemment. La concentration de DDE la plus élevée provient d'un seul Harle couronné (2,5 $mg \cdot kg^{-1}$ poids frais (pf)) du Labrador. La concentration de ΣBPC la plus élevée (2,4 $mg \cdot kg^{-1}$ pf) a été constatée chez un Grand Harle du nord de l'Ontario. La concentration de ΣCHL la plus élevée (0,17 $mg \cdot kg^{-1}$ pf) se trouvait chez un groupe de Plongeons huards du nord de l'Ontario. La concentration de ΣCBz la plus élevée (0,12 $mg \cdot kg^{-1}$ pf) a été constatée chez un groupe de Plongeons huards du nord du Québec. L'oxychlordane était généralement le métabolite dominant du chlordane, constituant de 30 à 50 p. 100 des chlordanes, suivi de l'époxyde d'heptachlore (20 à 30 p. 100) et du *trans*-nonachlore (15 à 20 p. 100). Quatre congénères de BPC (n° 153, 138, 180 et 118) constituaient environ la moitié ou plus des BPC dans les échantillons de sauvagine analysés.

Les concentrations dans les œufs de tous les pesticides organochlorés et des congénères de BPC étaient inférieures à 1 mg·kg^{-1} pf à l'exception des ΣBPC dans les œufs de Goélands argentés du nord du Québec (2,6 mg·kg^{-1} pf) et les œufs de Harles huppés du Grand lac des Esclaves (1,6 mg·kg^{-1} pf).

Bien qu'elles ne soient généralement pas détectées, des concentrations mesurables de PCDD et de PCDF ont été trouvées dans les plongeons, les harles, les macreuses, les Fuligules milouinans, les Hareldes kakawi et les Fuligules à collier. Les concentrations les plus élevées de 2,3,7,8-TCDD et 1,2,3,7,8-PnDD ont été constatées dans le Petit Fuligule du Lac Saint-Pierre (Québec) (9,7 ng·kg^{-1} et 12,5 ng·kg^{-1} pf, respectivement). La concentration la plus élevée de 2,3,7,8-TCDF a été signalée chez la Macreuse à front blanc du delta du fleuve Fraser (Colombie-Britannique) (13 ng·kg^{-1} pf). Ces résultats sont associés à des régions où la pollution par les composés organochlorés est particulièrement préoccupante. Les concentrations totales de toxaphène de la plupart des 12 groupes de muscles pectoraux de la sauvagine mesurés ont été estimées à moins de 0,50 mg·kg^{-1} pf. La concentration de toxaphène la plus élevée était de 9,4 mg·kg^{-1} pf dans un groupe d'Hareldes kakawi du lac Teslin (Yukon).

Sur un total de 834 groupes d'oiseaux provenant de tout le pays, très peu d'échantillons dépassaient les valeurs seuils des pesticides organochlorés ou de BPC posant un risque pour les oiseaux, les espèces sauvages ou pour les êtres humains qui consomment ces oiseaux. La plupart des échantillons groupes de muscles présentaient des concentrations de BPC inférieures à 0,1 mg·kg^{-1} pf qui, selon la Commission mixte internationale (CMI), peuvent poser un risque pour la santé des espèces sauvages des niveaux trophiques supérieurs. Ces concentrations sont aussi inférieures à celles associées aux effets néfastes démontrés lors d'études en laboratoire. De plus, les concentrations dans les muscles pectoraux de tous les échantillons d'oiseaux sauf ceux du Grand Harle (2,4 mg·kg^{-1} pf), étaient inférieures à celles de la ligne directrice la plus basse pour la consommation de poisson (2,0 mg·kg^{-1} pf) par l'homme. Les résidus de DDE et de DDT observées lors de cette étude étaient au moins d'un ordre de grandeur inférieur à la directive de Santé Canada pour la consommation humaine de volaille, bien que plusieurs groupes de harles et de plongeons aient dépassé les lignes directrices de la CMI pour les dangers posés par les espèces de sauvagine piscivores. Les concentrations

de dieldrine, de mirex, de HCB et de toxaphène observées lors de cette étude étaient également inférieures à celles associées aux effets néfastes sur la santé des oiseaux rapportés pars d'autres études. Les concentrations de BPC et de pesticides organochlorés mesurées dans les œufs étaient généralement très basses et peu susceptibles d'avoir des effets toxiques sur les embryons.

Les concentrations de cadmium, de mercure, de sélénium et d'arsenic dans les muscles pectoraux étaient, pour la plupart, faibles (< 1 $mg \cdot kg^{-1}$ pf) ou en dessous des limites de détection. Les concentrations exceptionnellement élevées de plomb mesurés dans plusieurs échantillons d'oiseaux étaient attribuables à la présence de minuscules fragments de grenaille de plomb incrustés dans la chair. Les concentrations d'arsenic étaient généralement inférieures ou egales à 0,20 $mg \cdot kg^{-1}$ pf dans tous les échantillons de bécasses, de bécassines et d'oiseaux de mer; il a toutefois été détecté dans 20 à 60 p. 100 des échantillons des autres catégories trophiques, principalement chez les oiseaux de l'est du Canada. La concentration d'arsenic la plus élevée (3,3 $mg \cdot kg^{-1}$ pf) a été mesurée dans un Canard colvert provenant du Labrador. L'arsenic a été détecté dans seulement 16 des 36 groupes d'œufs analysés et la concentration la plus élevée était de 0,27 $mg \cdot kg^{-1}$ pf. La concentration de cadmium la plus élevée a été constatée chez un Eider à tête grise des Territoires du Nord-Ouest (0,71 $mg \cdot kg^{-1}$ pf). Les concentrations de cadmium étaient plus élevées chez les oiseaux de mer comparativement à la sauvagine; il n'a cependant pas été détecté dans aucun échantillon d'œuf. Le mercure était presque toujours sous les limites de détection dans les muscles des lagopèdes, des gélinottes, des oies et des cygnes. La plupart des échantillons des autres espèces étaient bien en deçà des concentrations de mercure de 1,0 $mg \cdot kg^{-1}$ pf associées à des effets néfastes possibles sur la santé de la sauvagine. La concentration totale la plus élevée de mercure (1,9 $mg \cdot kg^{-1}$ pf) se trouvait chez un Plongeon catmarin des Territoires du Nord-Ouest. Plusieurs échantillons de foie de canards barboteurs et de canards de mer de l'ouest de l'Arctique présentaient des concentrations de mercure supérieures à 1,0 $mg \cdot kg^{-1}$ pf, la plus élevée étant à 3,8 $mg \cdot kg^{-1}$ pf dans un échantillons de Macreuses à front blanc des Territoires du Nord-Ouest. Le mercure a été détecté dans la plupart des échantillons d'œufs analysés mais à des concentrations très basses (0,50 $mg \cdot kg^{-1}$ pf). Le sélénium a été détecté dans plus de 75 p. 100 de tous les échantillons d'oiseaux (généralement < 2 $mg \cdot kg^{-1}$ pf), le plus élevé étant dans une Macreuse noire du Québec (10 $mg \cdot kg^{-1}$ pf). Le sélénium a été signalé dans les

33 échantillons d'œufs (maximum 1,0 mg·kg^{-1} pf). La concentration de sélénium la plus élevée (23,0 mg·kg^{-1} pf) dans le foie se trouvait dans un groupe d'Eiders à duvet des Territoires du Nord-Ouest.

L'activité du ^{137}Cs, mesurée dans 238 échantillons (37 espèces) était généralement inférieure à 3 Bq·kg^{-1} pf. Les oies et les cygnes présentaient le niveau d'activité le plus élevé; celui des gélinottes et des lagopèdes étaient toutefois aussi élevé. Les espèces marines comme les alcidés, les Mouettes tridactyles et les canards de mer présentaient une activité très faible.

Dans l'ensemble, les composés organochlorés et les métaux mesurés dans cette étude étaient en dessous des limites de détection ou leurs concentrations étaient très faibles. Dans seulement 14 (1,7 p. 100) des 834 échantillons analysés les concentrations de contaminants organochlorés approchaient ou dépassaient celles qui pourraient poser une menace pour la santé de ces oiseaux ou de leurs prédateurs. Les concentrations les plus élevées de la plupart des contaminants se trouvaient chez les espèces appartenant aux niveaux trophiques supérieurs comme les harles, les plongeons et les goélands. D'après les données de cette étude et certaines données antérieures recueillies en Ontario, Santé Canada a indiqué que les concentrations de contaminants trouvées dans les échantillons de muscles pectoraux des canards, des oies et d'autres espèces d'oiseaux considérés comme gibier ne présentent aucun danger pour la santé des consommateurs humains.

Acknowledgments

We thank all of the field personnel with the various provincial/territorial Ministries of Natural Resources/Environment/Renewable Resources and with the Canadian Wildlife Service who cooperated in organizing sample collections and offering suggestions to improve the survey, in particular: A. Bourget (PQ), G. Boyd (NS), R. Bromley (NT), J. Carreiro (ON), D. Caswell (SK), C. Copland (BC), K. Curnew (NF), D. Dennis (ON), R. Dibblee (PE), P. Dupuis (PQ), R. Forsyth (NT), M. Fournier (NT), G. Hochbaum (MB), P. Kehoe (NB), D. Mossop (YT), N. North (ON), W. Skinner (NF), K. Tucker (NF), B. Turner (AB), W. Turpin (NF), and G. Wagner (AB). As well, our gratitude is extended to Hydro-Québec, Fondation des oiseleurs du Québec, Makivik Corporation, the Labrador Inuit Association, the Council for Yukon Indians, local N.W.T. Hunters' and Trappers' Associations, and all of the recreational and native hunters who collected specimens for the survey. Special thanks to Harvey Anderson, Jamie Bastedo, George Brinson, Shaun Freeman and Mary Gamberg for their role in organizing regional collections. Kathy Dickson and Hélène Lévesque of the Canadian Wildlife Service, provided the waterfowl harvest statistics. We also wish to acknowledge the splendid job done by the Laboratory Services personnel of the Canadian Wildlife Service, who tracked documentation for and processed all of the birds received. In particular, thanks go to Michael Kasserra, Karen Timm, Masresha Asrat and Dwight Russell. The cesium analyses were carried out by Barry Hauck of the Fallout and Reactors Section, Radiation Protection Branch, Health Canada. Brian Collins, of the Canadian Wildlife Service, provided invaluable statistical advice and provided and modified the software to perform the randomization tests. The evaluation of the data for risk to human consumers of waterfowl and gamebirds was carried out by the Chemical Health Hazard Assessment Division of the Food Directorate, Health Canada, and particular thanks go to Norm McEwen and Vicki Jerome who carried out the assessment. We also thank Glen Fox and Tony Scheuhammer of the Canadian Wildlife Service for their careful and thorough reviews of this manuscript.

The survey was funded through the Canadian Wildlife Service, the Great Lakes Action Plan, and the Arctic Environmental Strategy's Northern Contaminants Program administered through the Canadian Department of Indian Affairs and Northern Development.

Table of Contents

Abstract i
Résumé ii
Summary iii
Sommaire vii
Acknowledgements xii
1.0 Introduction 1
2.0 Methods 3
2.1 Sample collection 3
2.2 Sample processing 4
2.3 Chemical residue analyses 5
2.4 Data presentation 7
2.5 Data analysis 8
3.0 Results 12
3.1 Organochlorines and PCBs 12
3.1.1 Pectoral muscle 12
3.1.1.1 Geographical variation in organochlorine and PCB concentrations 14
3.1.1.2 Trophic variation in organochlorine and PCB concentrations 15
3.1.1.3 Species variation in organochlorine and PCB concentrations 15
3.1.1.4 Seabirds and other species 17
3.1.2 Eggs 17
3.2 PCDDs and PCDFs 18
3.2.1 Pectoral muscle 18
3.2.2 Eggs 18
3.3 Toxaphene 19
3.4 Metals 19
3.4.1 Pectoral muscle 19
3.4.1.1 Seabirds and other species 21
3.4.2 Eggs 21

3.4.3 Liver 22
3.5 Cesium-137 22
4.0 Discussion 23
4.1 Organochlorines and PCBs 23
4.1.1 Pectoral muscle 23
4.1.1.1 Organochlorine levels relative to other studies 23
4.1.1.2 Effects of organochlorine residues 28
4.1.2 Eggs 30
4.2 Metals 32
4.2.1 Pectoral muscle 32
4.2.1.1 Metal levels relative to other studies 33
4.2.1.2 Effects of metal residues 34
4.2.2 Eggs 34
4.2.3 Liver 34
4.3 Cesium-137 35
4.4 Critical levels for avian and wildlife health effects 35
4.4.1 Organochlorines 36
4.4.2 Metals and cesium-137 37
4.5 Human consumption guidelines 38
5.0 Conclusion 42
Literature cited 43
Appendix A - Figures A-i
Appendix B - Tables B-i

Appendix A - Figures

Notes on data presentation and figure legends		A-ii
1	National regions and sampling locations	A-1
2	Breeding season diets of bird groups	A-2
3	Percent detectable and percent quantifiable organochlorines in waterfowl and gamebirds	A-3
4	Chlordane residues as %ΣCHL pectoral muscle of waterfowl and gamebirds	A-4
5	PCB homologs as %ΣPCB in pectoral muscle of waterfowl and gamebirds	A-5
6	East-West comparison of residue levels in sea ducks	A-6
7	North-South comparison of residue level in sea ducks	A-8
8	Regional (NW, NE, SW, SE) comparisons in sea ducks	A-10
9	Levels of organochlorines in pectoral muscle among trophic groups	A-12
10	ΣPCB in pectoral muscle of Canadian waterfowl and gamebirds	A-15
11	DDE in pectoral muscle of Canadian waterfowl and gamebirds	A-18
12	ΣCHL in pectoral muscle of Canadian waterfowl and gamebirds	A-21
13	ΣMirex in pectoral muscle of Canadian waterfowl and gamebirds	A-24
14	Dieldrin in pectoral muscle of Canadian waterfowl and gamebirds	A-27
15	HCB in pectoral muscle of Canadian waterfowl and gamebirds	A-30
16	Cadmium in arctic upland gamebirds and sea ducks	A-33
17	Levels of metals in pectoral muscle among trophic groups	A-34
18	Mercury in pectoral muscle of Canadian waterfowl and gamebirds	A-35
19	Selenium in pectoral muscle of Canadian waterfowl and gamebirds	A-38
20	Levels of selenium and mercury in waterfowl liver	A-41

Appendix B - Tables

Notes on tables, symbol explanations and table footnotes		B-ii
1	Sampling locations for Canadian waterfowl and other harvested birds	B-1
2	Species list	B-6
3	Statistical summary of organochlorines in pectoral muscle of waterfowl and gamebirds	B-9
4	Organochlorines in pectoral muscle of waterfowl and gamebirds muscle - 1987-95	B-36
5	PCB congeners in pectoral muscle of waterfowl and gamebirds - 1987-95	B-105
6	Randomization tests - summary	B-220
7	Randomization tests - details of multiple comparisons	B-222
8	Organochlorines in pectoral muscle of seabirds and other species	B-226
9	PCB congeners in pectoral muscle of seabirds and other species	B-229
10	Organochlorines in waterfowl and seabird eggs - 1991-94	B-234
11	PCB congeners in waterfowl and seabird eggs - 1991-94	B-240
12	Dioxins and furans in waterfowl and gamebird pectoral muscle and in waterfowl and seabird eggs	B-250
13	Statistical summary of metals in pectoral muscle of waterfowl and gamebirds	B-258
14	Metals in pectoral muscle of waterfowl and gamebirds	B-266
15	Metals in pectoral muscle of seabirds and other species	B-290
16	Metals in waterfowl and seabird eggs	B-291
17	Metals in waterfowl liver	B-293
18	Organochlorine levels in birds from other studies	B-297
19	Organochlorine levels associated with biological effects in birds	B-301
20	Metal levels in birds from other studies	B-304
21	Metal levels associated with biological effects in birds	B-306
22	Critical threshold levels for organochlorines in biota	B-311
23	Critical threshold levels for metals in biota	B-313
24	Summary of sample pools exceeding critical threshold levels of organochlorines and metals for avian health	B-314

1.0 Introduction

There has been an ongoing concern about the presence of environmental contaminants in gamebirds, particularly waterfowl, harvested for consumption by both recreational and subsistence hunters in Canada (Pearce and Baird, 1970; Wong, 1985; Nin.Da.Waab.Jig Research Centre, 1986; Whitehead *et al.,* 1990; Kuhnlein, 1991; Kinloch *et al.*, 1992; Kearney *et al.,* 1995; Egede, 1995; Usher *et al.,*1995; Receveur *et al.,* 1996; Dewailly *et al.,* 1996; Jensen et al., 1997; Berti *et al.*, 1998). A review by Braune *et al.* (1991), which included Canadian data on contaminants in gamebirds available up to August 1988, indicated that there was a lack of recent data with which to evaluate the extent and potential impacts of contaminant residues in harvested birds. Most residue surveys of Canadian gamebirds have focused on mercury, DDT (and its metabolites) and PCB contamination. Historically, mercury has caused the most concern, with several studies from the early 1970s indicating high levels in edible tissues (Fimreite *et al.*, 1971; Vermeer *et al.*, 1973; Annett *et al.*, 1973; Fimreite, 1974; Desai-Greenaway and Price, 1976; Pearce *et al.*, 1976). Studies on organochlorine compounds in waterfowl collected from the Detroit River (Smith *et al.*, 1985) and Lake St. Clair (Hebert *et al.*, 1990) have also suggested concern for the human consumer. Despite regulatory measures taken in the 1970s to reduce discharges of mercury and organochlorine compounds such as PCBs and DDT into the environment, organochlorine and metal contamination continues to be a problem in some areas (Jacknow *et al.*, 1986; Braune *et al.*, 1991).

There has long been a potential for radionuclide contamination in the Canadian environment due to past atmospheric nuclear testing, the operation of nuclear facilities and accidents such as Three Mile Island and Chernobyl but relatively little monitoring has been carried out in Canada's natural environment, beyond the measurement of fallout in air and precipitation (Taylor *et al.,* 1988; Joshi, 1991; Thomas *et al.,* 1992, Health and

Welfare Canada, 1987). Most of the studies that have been done were on the lichen-caribou food chain (MacDonald *et al.,* 1996) or in the aquatic environment (Joshi, 1991). Since Cesium-137 (^{137}Cs) tends to be retained in muscle tissue of free-living waterfowl (Potter *et al.,* 1989) but very little data exist for wild birds, a subset of the birds collected for this study were made available for ^{137}Cs determination.

To address the concerns raised about contaminant levels in harvested birds, a national survey was initiated in 1988. The objectives of the survey were: (i) to obtain recent data on contaminants in gamebirds so that Health Canada could assess the potential health risk to human consumers, and (ii) to identify species and locations where contaminant residue levels may indicate potential avian health risks. The survey progressively focused on different regions across Canada during 1988-95. After completing preliminary collections nation-wide during 1988-90, collections focused on Ontario in 1990-91, Québec in 1991-92, Atlantic Canada (Newfoundland & Labrador, Nova Scotia, Prince Edward Island and New Brunswick) in 1992-93, the Prairie provinces (Manitoba, Saskatchewan and Alberta) and the Northwest Territories in 1993-94, and British Columbia and the Yukon Territory in 1994-95.

2.0 Methods

2.1 Sample collection

Species and areas to be sampled were selected by reviewing the statistics of estimated retrieved kill of waterfowl for Canadian provinces and territories compiled through the Canadian Wildlife Service's Species Composition and National Harvest Surveys (Boyd, 1985; Dickson and Métras, 1987; Legris and Lévesque, 1991; Lévesque *et al.*, 1993). The data from those surveys were divided into 10-minute blocks of latitude and longitude and analysed to determine the frequently hunted species and the most heavily hunted areas. There were few data for the remote northern areas of Canada and there was little information on the traditional native use of wildlife as a food resource since native hunters are not included in the annual licenced hunter surveys. Although geese dominate the native waterfowl harvest in many areas, ptarmigan, grouse and diving/fish-eating species are also often taken (Prevett *et al.*, 1983; Gamble, 1987; Alton Mackey and Moore Orr, 1988; James Bay and Northern Québec Native Harvesting Research Committee, 1988; Kuhnlein, 1991; Wein *et al.*, 1991; Cameron and Weis, 1993; Tobias and Kay, 1993; Berkes *et al.*, 1994; Wein and Freeman, 1995; Bromley, 1996). Therefore, the species sampled were chosen to be representative of the birds most frequently shot by hunters and included ptarmigan, grouse and diving/fish-eating birds, particularly from northern areas.

Five to ten birds, representative of the hunted population, were requested per species per collection. Most birds were shot using lead shot during the fall hunting season. Those collections taken outside of the fall hunting season were collected as part of the native harvest or under Canadian Wildlife Service Scientific Collection Permits. Birds were individually placed in labelled plastic bags, frozen whole, and shipped to the National Wildlife Research Centre (NWRC), Hull, Québec, for processing. Although the main

waterfowl collection period spanned 1988-95, preliminary collections made in Ontario during 1987 have also been included in the data set.

2.2 Sample processing

All birds were processed at the NWRC laboratories. The pectoral muscle was chosen as representative of the edible portion of the bird. Tests to determine the variability in organochlorine concentration among different sections of pectoral muscle concluded that a median section was representative of the whole (Canadian Wildlife Service, 1990). Therefore, equal amounts of the median sections of right pectoral muscle from each bird in the pool were homogenized together, placed in solvent-cleaned glass jars for organochlorine residue analyses and acid-rinsed polyethylene vials for metal analyses, and stored at -20°C. Pools were created by taking equal aliquots from each bird of a given species collected from a specific location during a period of no more than four weeks were to make a composite sample for analysis. Pools varied in size depending on availability of specimens. A pool could contain a mix of birds of different age and sex, but of the same species, intended to represent the mix of birds harvested.

It has been shown that any differences between the means of individual analyses and the results from pooled samples are generally less than the normal analytical variation (Turle and Collins, 1992). Comparative analyses of individual and pooled samples of Lesser Snow Goose, Mallard, Black Duck, Greater Scaup, Common Eider, King Eider, Glaucous Gull and Herring Gull from this survey support that conclusion.

The remainder of the right pectoral muscle, the left pectoral muscle with subcutaneous fat and skin attached, liver, kidney, adipose fat, one wing and one femur from each bird were archived at -40°C in NWRC's Specimen Bank for possible future analysis.

Samples destined for ^{137}Cs analysis were not homogenized, rather equal amounts of muscle strips from the median sections of right pectoral muscle from each bird in the pool were packed together in a 100 mm plastic petrie dish and stored at -20°C.

2.3 Chemical residue analyses

Samples were analysed for chlorobenzenes (ΣCBz = 1,2,4,5- and 1,2,3,4-tetrachlorobenzene, pentachlorobenzene and hexachlorobenzene), hexachlorocyclohexanes (ΣHCH = α-, β- and γ-hexachlorocyclohexane), chlordanes (ΣCHL = oxychlordane, *trans*-chlordane, *cis*-chlordane, *trans*-nonachlor, *cis*-nonachlor and heptachlor epoxide), DDTs (ΣDDT = *p,p'*-DDE, *p,p'*-DDD and *p,p'*-DDT), mirex (ΣMirex = photo-mirex and mirex), dieldrin, octachlorostyrene (OCS), and PCBs as Aroclor 1254:1260 (1:1 mixture) and on a congener-specific basis. The number of PCB congeners analysed increased over time and therefore, total PCBs (ΣPCB) were standardized as the sum of 32 PCB congeners reported according to IUPAC numbers (Ballschmiter and Zell, 1980): 28, 31, 44, 52, 60, 66/95, 87, 97, 99, 101, 105, 110, 118, 138, 141, 146, 153, 170/190, 171, 172, 174, 180, 182/187, 183, 194, 195, 201, 203, 206. ΣPCB for some of the pools is underestimated due to fewer than the 32 congeners being measured at the time of their analysis.

Sample aliquots were extracted, cleaned up and analysed using gas chromatography with electron capture detector for organochlorine compounds according to the procedure detailed in Norstrom and Won (1985). PCB congeners were analysed according to the method described in Norstrom *et al.* (1988). Analyses were carried out by the Great Lakes Institute, University of Windsor, Windsor, Ontario, or by NWRC.

A subset of samples was analysed for polychlorinated dibenzo-*p*-dioxins (PCDDs) and dibenzofurans (PCDFs) by gas chromatography-mass spectrometry as described in

Norstrom and Simon (1991). Later PCDD and PCDF and non-ortho PCB analyses were done according to the method of Moisey and Wakeford (1995). Analyses were carried out by NWRC or by Zenon Environmental Laboratories, Burnaby, British Columbia.

A limited number of samples were also analysed for toxaphene by low resolution mass spectrometry using electron capture negative ionization methodology coupled with a gas chromatograph adapted from Zhu and Norstrom (1993). Identification of toxaphene congeners was based on the isotope ratio of the two monitored ions in each M-Cl cluster. These analyses were carried out by NWRC.

Samples were also analysed for arsenic (As), selenium (Se), total mercury (Hg), lead (Pb) and cadmium (Cd). Samples destined for metal determinations were digested in mineral acids according to standard techniques (Association of Official Analytical Chemists, 1990). Arsenic and selenium determinations were made on acid digests using one of two analytical methods: inductively coupled plasma - mass spectrometry (ICP-MS) or graphite furnace atomic absorption spectrophotometry (GFAAS). Total mercury determinations on acid digests were completed using the technique of cold vapour atomic absorption spectrophotometry (CVAAS). Although mercury values in pectoral muscle are reported as total mercury it should be noted that most muscle tissue mercury occurs as methyl mercury (Scheuhammer *et al.,* 1998). Cadmium determinations were made on the digests using flame atomic absorption spectrophotometry (AAS). Lead determinations were made on acid digests using either GFAAS or AAS. Samples collected prior to 1990 were analysed by NWRC or by Mann Testing Laboratories, Mississauga, Ontario. Samples collected during 1990-93 were analysed by NWRC (Hg, Cd, Pb) and by Fenwick Laboratories (now Philip Analytical Services Corporation), Halifax, Nova Scotia (As, Se), and 1993-95 samples were all analysed at NWRC (Hg, Cd, Pb, As, Se).

Quality assurance for all residue analyses included the analysis of replicate samples, reagent blanks, spiked tissue homogenates, and appropriate Standard Reference Materials (Turle and Norstrom, 1987; Wakeford and Turle, 1997).

The ^{137}Cs activity was determined with a solid state gamma-ray detector and a multi-channel analyser by the Fallout and Reactors Section, Radiation Protection Branch, Health Canada, Ottawa. The detector was a high-purity germanium detector in a co-axial configuration, mounted vertically; the petrie dishes containing the samples were placed directly on the aluminum case of the detector, centred on the cylindrical axis. In this arrangement, the size and shape of the sample are critical to detection efficiency and it is for this reason that the dishes were packed full, to achieve a reproducible volume and shape. Any slight differences in sample density are inconsequential. Each sample was counted for at least 22 hours. The specific activity of each sample was calculated from the determined activity and the exact weight.

2.4 Data presentation

All data are presented on a wet weight (ww) basis. The primary rationale for this approach is that it most accurately reflects the exposure of consumers to contaminants in the foods that they are eating. With respect to the metal residue data, earlier residue analyses were done on a wet weight basis whereas the later analyses were done on a dry weight basis. Therefore, all metals data were standardized to a wet weight basis and percent water given to facilitate conversions.

With respect to organochlorine data, the differing lipid and moisture content between eggs and pectoral muscle must be considered. Peakall and Gilman (1979) have shown that during incubation of eggs, percent water changes only marginally whereas percent lipid decreases by as much as 50%. Therefore, expressing contaminant concentration in

the egg on a lipid weight basis may introduce considerable variation, depending on the incubation state of the egg. Hebert and Keenleyside (1995) tested the relationship between organochlorine residue levels and percent lipid in Herring Gull eggs from the Great Lakes and found no correlation between the two.

Hebert and Keenleyside (1995) also proposed an approach for determining whether organochlorine residue data should be statistically analysed on a wet weight or lipid weight basis. The first step is to test for a relationship between wet weight residue levels and percent lipid. If no correlation is found to exist, then a wet weight basis is used for data reporting.

We tested the relationship between contaminant level and percent lipid separately for each trophic grouping and contaminant using regression analysis (SAS Institute, 1988). As well, the data were plotted on a trophic level and species basis (SAS Institute, 1988). Only 9 of 136 comparisons were significant at $\alpha = 0.05$ and there were no patterns of significance evident with respect to trophic level, species or residue. We concluded that both the reporting and the statistical analyses of these data should be done on a wet weight rather than a lipid weight basis.

Most of the graphical data in this report are presented as Box and Whisker Plots (McGill *et al.*, 1978) which consist of a box enclosing the 25th and 75th percentiles of the data and bisected by the median of the data (50th percentile). The "whiskers" mark the 10th and 90th percentiles, and any data points outside the "whiskers" are indicated by bullets (Tilling *et al.*, 1984) .

2.5 Data analysis

No correction was made for varying sex or age ratios within the pools. While there is

a considerable literature addressing the effects of age and sex on contaminant uptake (Heath, 1969; Baskett, 1975; Anderson and Hickey, 1976; White and Kaiser, 1976; Holt *et al.*, 1979; Hebert *et al.*, 1990; Gebauer and Weseloh, 1993), there is no general consensus on which effects exist and under what conditions. Sexual differences in contaminant levels were assumed to be negligible in juvenile birds. Since the majority of the birds were collected during the fall hunting season, which starts 3 to 4 months after egg-laying, it is assumed that any potential difference in contaminant levels in adult males and females due to females eliminating contaminants into eggs will have been equilibrated through rapid uptake of contaminants. Although the literature is inconclusive, a variety of studies provide evidence to support this assumption for organochlorines (Holt *et al.*, 1979; Gebauer and Weseloh, 1993) as well as metals (Peterson and Ellarson, 1976; Holt *et al.*, 1979; Silver and Nudds, 1995) and selenium (Heinz *et al.*, 1990; Ohlendorf *et al.*, 1990). Adults hunted in the spring were collected prior to egg-laying so the females had not yet eliminated contaminants into the eggs. It is also assumed that differences in contaminant levels between juvenile and adult birds collected in the fall will also have been minimized through rapid uptake of contaminants during the months since hatch for organochlorines (Holt *et al.*, 1979; Hebert *et al.*, 1990; Gebauer and Weseloh, 1993) as well as metals (Peterson and Ellarson, 1976; White and Finley, 1978; Holt *et al.*, 1979) and selenium (Heinz *et al.*, 1990; Ohlendorf *et al.*, 1990). Similar assumptions were made for ^{137}Cs as described in Braune and Marshall (in prep.).

For purposes of comparing waterfowl collected from different sites, Canada was divided into 11 regions (Figure 1) based on a combination of political boundaries, migration pathways and geological boundaries. Collection locations shown in Figure 1 are identified in Table 1. The species of waterfowl have been categorized based on their general food or foraging habits (Robbins *et al.*, 1983; Ehrlich *et al.*, 1988): grazers (geese and swans), dabbling ducks, diving ducks (bay and sea ducks), fish-eating ducks (mergansers) and loons. See Table 2 for a list of species in each group. Insectivores,

terrestrial browsers, alcids, fulmars and gulls are also included in the table. A summary of the breeding season diet for each of these groups (Figure 2) was based on data from Ehrlich *et al.* (1988) which was adjusted for the relative abundances of each species within its trophic group.

Individual organochlorine compounds were grouped into related classes for data presentation: polychlorinated biphenyls (ΣPCB), technical chlordane-related compounds (ΣCHL), chlorobenzenes (ΣCBz), DDT metabolites (ΣDDT), hexachlorocyclohexanes (ΣHCH), mirex and photo-mirex (ΣMirex), octachlorostyrene (OCS), and dieldrin. PCBs were also presented as Aroclor 1254:1260 (1:1) to facilitate comparisons with earlier literature values.

The limit of quantitation (LQ) for organochlorine and PCB data was set at 0.001 $mg \cdot kg^{-1}$ although for many of the parameters, trace amounts between 0.0001 $mg \cdot kg^{-1}$ (DL, the detection limit) and 0.001 $mg \cdot kg^{-1}$ (the limit of quantitation) were present. For purposes of data analysis, it was preferable to use the measured trace values, where available, rather than use a constant replacement value such as 1/2 LQ for values below the limit of quantitation (Porter *et al.*, 1988). Statistical analyses were not carried out for metals because of the extreme variability of detection limits among samples and because of the high ratio of non-detects to detects in the database. Statistical analyses were not carried out for dioxins and furans because of the small number of analyses.

Because pooling masks a large part of the variance in the data and the number of individuals in each pool was variable, normal statistical methods were not appropriate. Randomization tests (Collins, 1995) were used to test for differences in contaminant levels among geographical areas of Canada by trophic group, and to test for differences in residue concentrations among the trophic groups on a nation-wide basis (Sokal and Rohlf, 1981; SAS Institute, 1988). For each trophic group, three tests were done to

compare geographical areas: (i) east (regions 1-7, 10) vs. west (regions 8, 9, 11); (ii) north (regions 10 & 11) vs. south (regions 1-9); and (iii) northeast (region 10) vs. northwest (region 11) vs. southeast (regions 1-7) vs. southwest (regions 8 & 9). Randomization tests were not carried out on any data block where more than 40% of the values were non-detects. All tests were performed on residue data on a wet weight basis.

3.0 Results

A total of 3,957 individual birds (excluding coots and seabird species, i.e. alcids, fulmars, gulls) representing 44 species was collected from 126 sites across Canada between 1987 and 1995 (Tables 1 and 2, Figure 1). Birds were pooled into 834 composite samples for analyses of chemical residues. All data are presented on a wet weight (ww) basis unless otherwise indicated.

3.1 Organochlorines and PCBs

3.1.1 Pectoral muscle

The groups of organochlorine compounds most frequently found above trace level in pectoral muscle of all birds were ΣDDT (mainly DDE) and ΣPCB followed by ΣCBz (mainly HCB) and ΣCHL (Tables 3 and 4 and Figure 3). Those birds (i.e. grouse, ptarmigan and geese) whose diet consists mainly of terrestrial vegetation had the lowest percentage of detectable organochlorine residues. The greatest percentage of detectable organochlorine residues was found in the fish-eating groups (mergansers and loons). ΣHCH and OCS were detected the least often (29% and 23% respectively) of all the organochlorines measured.

The highest DDE concentrations in waterfowl pectoral muscle were found in a single Hooded Merganser (2.5 $mg \cdot kg^{-1}$) from Goose Bay (Labrador), in a pool of Common Loons (1.3 $mg \cdot kg^{-1}$) from Weagamow Lake (northwestern Ontario) and in a single Red-throated Loon (1.1 $mg \cdot kg^{-1}$) from Long Lake (NWT) (Tables 3 and 4).

The highest ΣPCB concentration in pectoral muscle (2.4 $mg \cdot kg^{-1}$) was found in a single Common Merganser from the Sault Ste. Marie area of northern Ontario (Tables 3

and 4). Elevated levels (>1.0 mg·kg^{-1}) were also found in Common and Red-breasted Mergansers from the James Bay area of central Québec (1.0, 1.5 & 2.3 mg·kg^{-1}), and from the Great Whale (1.6 mg·kg^{-1}) and Ungava (1.7 mg·kg^{-1}) areas of northern Québec. High levels were found in Common Loons from Big Trout (1.0 mg·kg^{-1}) and Weagamow (1.2 mg·kg^{-1}) Lakes in northwestern Ontario and from Inukjuaq (1.2 mg·kg^{-1}) on the eastern shore of Hudson Bay. The only high levels found outside of the fish-eating birds was in a pool of Oldsquaw (1.1 mg·kg^{-1}) from Arviaq on the western shores of Hudson Bay.

The highest ΣCHL concentration (0.17 mg·kg^{-1}) in pectoral muscle was in one of the pools of Common Loon from Weagamow Lake in northwestern Ontario. The highest concentration of ΣHCB (0.12 mg·kg^{-1}) was found in a pool of Common Loon from the Salluit/Ivujivik area of northern Québec (Tables 3 and 4).

In the terrestrial browsers, dabbling ducks, bay ducks, sea ducks and mergansers, oxychlordane was the dominant chlordane breakdown product making up 30 - 50% of chlordanes (Figure 4), followed by heptachlor epoxide (20-30%) and *trans*-nonachlor (15-20%). In the grazers and insectivores, heptachlor epoxide was the dominant chlordane making up 45-60% of the total. The loons were the most idiosyncratic with *trans*-nonachlor making up 50% of the chlordane residues.

Four PCB congeners (153, 138, 180 and 118) constituted approximately half or more of the PCBs in the various waterfowl groups. Five PCB congeners (182, 153, 138, 180 and 118) constituted over half the PCBs in the insectivores, and three PCB congeners (49, 153 and 118) constituted over half the PCBs in terrestrial browsers. PCB congener data are presented in Table 5.

The distribution of PCB homolog groups was very similar across all trophic groups of

birds (Figure 5) with the hexachlorobiphenyls being the dominant group closely followed by the penta- and heptachlorobiphenyls. The only variations were in the grazers and terrestrial browsers where the tri- and tetrachlorobiphenyls were a little more common. In contrast the higher chlorinated groups were more common in the insectivores.

3.1.1.1 Geographical variation in organochlorine and PCB concentrations

Several significant differences among geographical areas in organochlorine levels in trophic groups were identified by the randomization tests (Tables 6 and 7). These differences were scattered among trophic groups and chemical classes with no strong, consistent pattern emerging. In most cases where significant differences were indicated, median residue concentrations were very low. Where significant differences were determined between east vs west, higher concentrations were found in the east in all cases except for ΣCBz in grazers and ΣHCH in loons. For the north vs south comparisons, the higher concentrations were found in the north except for ΣCHL in loons.

The geographical distribution of the data was graphed only for sea ducks which provided a data block with adequate samples in each geographical area as well as adequate numbers of detectable values for illustrative purposes. Graphical presentation of selected organochlorine classes shows that, although the median concentration values are quite low, the range of outliers is generally greater in the east (Figure 6). A comparison of north vs south (Figure 7) is less clear although there is a slightly wider range of outliers in the "north" plots. It is evident that the greatest ranges of residue concentrations are in the northeast (NE) and the southeast (SE) (Figure 8).

3.1.1.2 Trophic variation in organochlorine and PCB concentrations

Randomization tests showed some significant differences in organochlorine levels among trophic groups, most notably for DDE (Tables 6 and 7). The general trend was for increased organochlorine levels at higher trophic levels such as the sea ducks, fish-eating ducks (mergansers) and loons. The one interesting exception is for DDE in dabbling ducks from the west, and more specifically, the northwest. The result is probably driven by a single elevated DDE value in a pool of Northern Shoveler from the Yukon (Table 4). The distribution of organochlorine residue data for the different trophic groups is presented in Figure 9.

3.1.1.3 Species variation in organochlorine and PCB concentrations

A comparison of median values for organochlorine concentrations in pectoral muscle indicates relatively little variation among species in any one trophic group, for the most part, although some species show a wider range of levels than other species (Figures 10 to 15).

Common and other loon species (Pacific, Red-throated and Yellow-billed Loons) consistently showed higher median organochlorine levels than the mergansers (Figures 10f to 15f). Loons generally eat more and larger fish than do mergansers (Figure 2) and this may explain the slightly higher median values. Greater and Lesser Scaup generally had higher median levels and a wider range in values than the other bay ducks (Figures 10e-15e). This may be attributed to the differences in animal content in the diets of the various species of bay ducks, with Greater and Lesser Scaup having the highest amount of animal content in their diet, and Ring-necked Ducks, Canvasbacks and Redheads including increasingly higher proportions of plant matter in their diets (Bellrose, 1980).

There was little variation in median levels of organochlorines among species of dabbling ducks (Figures 10c-15c) and sea ducks (Figures 10d-15d). Some species of dabbling ducks showed a wider range in values than others and this seemed to vary with chemical compound. Therefore, the range of values probably reflects geographical differences rather than dietary differences. Of the sea ducks, the Oldsquaw consistently had the widest range of organochlorine values (Figures 10d to 15d). This may be linked to the fact that they are the only sea duck species surveyed to overwinter in relatively large numbers in the Great Lakes - St. Lawrence River system (Bellrose, 1980), an area known to be contaminated with organochlorines (Allen *et al.*, 1991; Kearney *et al.*, 1995). As well, since Oldsquaw probably dive deeper for food than any other duck (Bellrose, 1980), they may be utilizing a food base inaccessible to other species.

Organochlorine levels were generally very low in the upland gamebirds (Figures 10a to 15a), and geese and swans (Figures 10b to 15b). The range of values for some species probably reflect geographical differences rather than dietary differences. Of the upland gamebird species, American Woodcock had higher median levels of ΣPCB (Figure 10a), and to a much lesser extent, ΣCHL and dieldrin (Figures 12a & 13a), than the other species surveyed, whereas Common Snipe had higher median levels of DDE (Figure 11a). American Woodcock feed almost exclusively on worms (Ehrlich *et al.*, 1988) and may be picking up PCBs and other contaminants through the worms from the soil or directly from the soil during feeding. Common Snipe feed mainly on insects and aquatic invertebrates in wetland areas, whereas the ptarmigan and grouse species all feed on insects and various forms of terrestrial vegetation (Ehrlich *et al.*, 1988). Therefore, variation in organochlorine values among the upland gamebird species surveyed are likely due to dietary differences.

3.1.1.4 Seabirds and other species

Over the course of this study 21 pools of seabirds and other species were also collected, mainly at the request of local communities. The organochlorine and PCB congener data from these samples are presented in Tables 8 and 9. The muscle of the single American Coot collected from British Columbia had no detectable levels of any of the measured organochlorines. The highest levels of contaminants were found in Glaucous Gulls and Herring Gulls from the eastern Arctic. Levels of all measured organochlorines in gulls were comparable to those found in the mergansers and loons except for ΣCHL which was found at a level of 0.60 $mg \cdot kg^{-1}$ in a pool of Glaucous Gulls from Digges Island (Table 8). The alcids (murres, puffins and dovekies) had organochlorine levels similar to those found in the dabbling ducks (Tables 4, 8 and 9).

3.1.2 Eggs

Concentrations of all organochlorines (Table 10) and PCB congeners (Table 11) measured in eggs were less than 1 $mg \cdot kg^{-1}$ with the exception of ΣPCB in Herring Gull eggs from northern Québec and Red-breasted Merganser eggs from Great Slave Lake (Table 10).

The geographical distribution of eggs of Common Eider (12 pools from the eastern Arctic and 5 pools from the western Arctic) and King Eider (5 pools from the eastern Arctic) allowed us to compare organochlorine residues. However the patterns and levels of HCB, ΣHCH, ΣCHL, DDE, dieldrin and ΣPCB were virtually identical for both species and both regions. All residues were below 0.1 $mg \cdot kg^{-1}$.

3.2 PCDDs and PCDFs

3.2.1 Pectoral muscle

A subset of the waterfowl collected was analysed for PCDDs and PCDFs. Measurable concentrations of PCDDs were found in loons, mergansers, scoter, scaup, Oldsquaw and Ring-necked Ducks (Table 12). The highest levels of 2,3,7,8-TCDD and 1,2,3,7,8-PnDD were found in Lesser Scaup from Lac St-Pierre, Québec (9.7 $ng \cdot kg^{-1}$ and 12.5 $ng \cdot kg^{-1}$, respectively), and in Common Loons from Big Trout/Weagamow Lakes, northern Ontario (6.0 $ng \cdot kg^{-1}$ and 8.0 $ng \cdot kg^{-1}$, respectively). Measurable concentrations of PCDFs were found in loons, mergansers, scoter, scaup, eider and Mallards (Table 12). The highest levels of 2,3,7,8-TCDF were found in Surf Scoter from Westham Island, British Columbia (13 $ng \cdot kg^{-1}$) followed by Lesser Scaup from Lac St-Pierre, Québec (8.6 $ng \cdot kg^{-1}$), Common Mergansers from the Miramichi River area, New Brunswick (6.0 $ng \cdot kg^{-1}$), and Mallards from Westham Island, British Columbia (6.0 $ng \cdot kg^{-1}$). Except for the Mallards from Westham Island, no PCDDs or PCDFs were detected in any of the dabbling ducks or geese. The British Columbia data from this study as well as additional dioxin/furan data from British Columbia are discussed in greater detail in Elliott and Martin (1998).

3.2.2 Eggs

Only three collections of eggs, all from Great Slave Lake, Northwest Territories, were analysed for PCDDs and PCDFs (Table 12). No PCDFs were detected in any of the eggs, whereas PCDDs were detected in eggs of Red-breasted Mergansers and Herring Gulls.

3.3 Toxaphene

Toxaphene was measured in 12 pools of pectoral muscle taken from waterfowl: Oldsquaw (USOX 69809), Barrow's Goldeneye (USOX 65315 & 66025), Bufflehead (USOX 69600), Northern Shoveler (USOX 69372), Mallards (USOX 64505, 65998, 66041 & 69886), Northern Pintail (USOX 69708), Lesser Scaup (USOX 66038), and White-winged Scoter (USOX 68856). One pool of Mallards was from Alberta (USOX 64505) and the rest of the birds were from the Yukon. The total toxaphene level found in pectoral muscle of the pool of Oldsquaw (from Teslin Lake) was 9.4 $mg \cdot kg^{-1}$. Both pools of Barrow's Goldeneye had 1.7 $mg \cdot kg^{-1}$ of total toxaphene. The pool of Northern Shoveler contained 1.5 $mg \cdot kg^{-1}$ and the pool of Bufflehead contained 0.80 $mg \cdot kg^{-1}$ of total toxaphene. The total toxaphene levels in the rest of the pools were estimated as less than 0.5 $mg \cdot kg^{-1}$.

3.4 Metals

3.4.1 Pectoral muscle

Levels of cadmium, mercury, selenium and arsenic in pectoral muscle were, for the most part, either low (< 1 $mg \cdot kg^{-1}$) or below detection limits (Tables 13 and 14). Unusually elevated levels of lead were measured in several pools of birds. Follow-up analyses of selected pools on an individual bird basis comparing right and left pectoral muscles confirmed that tiny fragments of metallic lead, visually undetectable, were embedded in localized areas of the tissue of certain birds (Scheuhammer *et al.*, 1998) indicating that fragments of lead shot, rather than biologically incorporated lead, were causing the elevated lead levels.

Arsenic was detected in all pools of woodcock and snipe analysed, but levels were

low (≤ 0.20 mg·kg^{-1}). Arsenic was detected in only 20-60% of pools of birds in other trophic categories, and was found mainly in birds from eastern Canada. The highest level of arsenic (3.3 mg·kg^{-1}) was measured in a single adult Mallard from Labrador (Table 14).

Cadmium was detected in less than 45% of all the pools of birds analysed, mainly in sea ducks and loons, as well as woodcock, snipe and terrestrial browsers (Table 13 and Figure 16). The highest level of cadmium was measured in King Eider from Hall Beach, Northwest Territories (0.71 mg·kg^{-1}).

Mercury was detected in over 50% of dabbling, bay and sea ducks analysed, and in all of the fish-eating ducks and loons analysed (Table 13). Mercury was not detected in any of the terrestrial browsers, in only 40% of the woodcock and snipe, and in less than 2% of the geese. The highest level of total mercury (1.9 mg·kg^{-1}) was measured in a single adult Red-throated Loon from the Northwest Territories (Table 14). The distribution of mercury across trophic levels is shown in Figure 17 and the distribution across species is shown in Figure 18. Many of the data presented in these figures are non-detects that have been set to one-half the detection limit for graphing.

Selenium was detected in over 75% of all the pools of birds measured including woodcock, snipe and terrestrial browsers (Table 13). The highest level of selenium measured (10.1 mg·kg^{-1}) was in a single adult Black Scoter from Québec (Table 14). Most of the sample pools measured, however, contained < 2 mg·kg^{-1} of selenium. The distribution of selenium across trophic levels is shown in Figure 17 and the distribution across species is shown in Figure 19. As with the mercury data, non-detects have been set to one-half the detection limit for graphing.

3.4.1.1 Seabirds and other species

The only metal found above the detection limit in muscle of the American Coot was selenium (0.38 mg·kg^{-1}) (Table 15).

Arsenic was found in all of the seabird muscle samples at levels that were high relative to the waterfowl species sampled. The maximum found was 1.5 mg·kg^{-1} in a pool of Herring Gull from Inukjuaq, Québec (Table 15).

Cadmium was found at generally higher levels in the seabirds than in the waterfowl samples, although the highest level found (0.55 mg·kg^{-1} in a Thick-billed Murre pool from Digges Island) was less than the highest level found in waterfowl. Mercury was present at quantifiable levels in all but one of the seabird pools with a maximum level of 0.51 mg·kg^{-1} in Glaucous Gulls from Kuujjuarapik, Québec (Table 15).

Selenium was found in all of the seabird pectoral muscle samples at levels similar to those in the mergansers and loons but well below the levels found in sea ducks (Figure 19 and Table 15).

3.4.2 Eggs

Arsenic was detected in only 16 of 36 egg pools analysed and the highest level found was only 0.27 mg·kg^{-1} (Table 16). Cadmium was not detected in any of the eggs sampled and lead was detected in only one pool of Mew Gull eggs (0.01 mg·kg^{-1}) from Teslin Lake, Yukon (Table 16). Mercury was detected in all but two of the 36 egg pools. The highest level of mercury (0.50 mg·kg^{-1}) found was in a pool of Black Guillemot eggs from the Ungava region of northern Québec (Table 16). Selenium was detected in all of 33 egg pools analysed and the highest level was 1.0 mg·kg^{-1} (Table 16) in a pool of

Common Eider eggs from Labrador.

3.4.3 Liver

Several large pools of dabbling ducks and sea ducks from the Arctic were repooled to separate out males, females and juveniles. The resulting liver pools were analysed for mercury and selenium. The results are presented in Table 17 and Figure 20. The highest levels of selenium (23.0 $mg \cdot kg^{-1}$) were found in a pool of Common Eider from Arviaq, Northwest Territories, and in a pool of Oldsquaw from Fort Good Hope, Northwest Territories. The highest level of mercury (3.8 $mg \cdot kg^{-1}$) was found in a pool of Surf Scoter from Fort Good Hope, Northwest Territories. Overall, eiders and scoters had the highest levels of selenium. Mercury levels did not show much variation across species except in the Green-winged Teal, Northern Pintail and White-winged Scoter which had quite low levels (Figure 20).

3.5 Cesium-137

^{137}Cs was measured in 238 pools of pectoral muscle from 1,894 birds representing 37 species. The majority of the pools of birds contained <3 $Bq \cdot kg^{-1}$ of ^{137}Cs (Table 14). Geese and swans generally contained the highest levels of ^{137}Cs measured in this study, but grouse and ptarmigan also had higher levels of ^{137}Cs. Marine species such as the alcids and kittiwakes had extremely low ^{137}Cs levels (Table 14) as did some of the more marine duck species such as Oldsquaw, the eiders and Black Scoter.

4.0 Discussion

4.1 Organochlorines and PCBs

The use of persistent chlorinated pesticides, such as DDT, dieldrin and HCB, was common in the 1970s, but is now prohibited in North America, and the use of PCBs is severely restricted (Barrie *et al.*, 1992; Rodrigue *et al.*, 1992; Rodrigue *et al.*, 1994). Many of these chlorinated pesticides are, however, still used in Central and South America where many migratory birds spend the winter (Barrie *et al.*, 1992). In addition, there is considerable evidence that long range transport of some of these pollutants from European and Asian sources provides major inputs of contaminants into the Arctic areas of Canada (Barrie *et al.*, 1997, de March *et al.*, 1998, Dietz *et al.*, 1998). There is also concern that waterfowl are exposed to organochlorine contaminants on the migratory staging areas and breeding grounds in Canada and the United States due to the widespread distribution and extreme persistence of some of the organochlorine residues, particularly DDT and its metabolites and PCBs (Smith *et al.*, 1985; Blus *et al.*, 1987; Foley and Batcheller, 1988; Gebauer *et al.*, 1992; Elliott *et al.*, 1994; Hebert *et al.*, 1994; Weseloh *et al.*, 1994; Mullie *et al.*, 1996; Bredlin *et al.*, 1997).

4.1.1 Pectoral muscle

4.1.1.1 Organochlorine levels relative to other studies

There is some indication that birds run a higher risk of exposure to elevated levels of organochlorine compounds in the eastern flyways than in the western ones (see section 3.1.1 and Figures 6 to 8). There are numerous eastern North American staging and overwintering areas such as the Great Lakes-St. Lawrence River, maritime Canada, the U.S. eastern seaboard and the Gulf of Mexico that are known to be contaminated with

chemical residues (Kim *et al.,* 1984; Kim *et al.,* 1985; P. Lane and Associates, 1986, 1991; Cain, 1988; Allen *et al.*, 1991). Several studies have shown that organic contaminants can accumulate in waterfowl introduced into contaminated sites in relatively short periods of time (Dobos *et al.*, 1991; Rodrigue *et al.*, 1992, 1994; Gebauer and Weseloh, 1993; Custer *et al.*, 1996;).

As part of the National Pesticide Monitoring Program, the U.S. Fish and Wildlife Service systematically measured organochlorine residues in wings of Mallards and Black Ducks shot by hunters throughout the continental United States. These surveys were conducted every two to three years from the mid-1960s to the mid-1980s (see Heath, 1969; Heath and Hill, 1974; White and Heath, 1976; White, 1979; Cain, 1981; Prouty and Bunck, 1986). The highest mean residue levels in the 1981-82 survey occurred in Black Ducks and Mallards from the Atlantic Flyway. This pattern was also evident in the 1984-85 wing survey data as was the continuing decline in concentrations of all residues (Schmidt and Bunck, 1995). The declines in residue levels have also been documented by Heinz *et al.* (1994) and Weseloh *et al.* (1995).

A similar pattern of organochlorine decline was found in this study relative to earlier work (Braune *et al.,* 1991). The concentrations of most organochlorine and PCB compounds measured in the pectoral muscle of the birds in this survey were relatively low (Tables 3, 8, 9 and 12). By contrast Smith *et al.* (1985) found that carcasses of wintering Lesser Scaup, Greater Scaup and Common Goldeneye collected from the Detroit River in 1981 had organochlorine levels about an order of magnitude greater than levels we found in fall birds of those same species from southern Ontario including the Detroit River/Lake St. Clair region.

Although ΣPCB and ΣDDT were most frequently detected, residues of other organochlorine compounds were also found, particularly in those species feeding at

higher trophic levels. Levels of ΣPCB found in spring collections of whole body Oldsquaw from Rankin Inlet in 1991-94 (Johnstone *et al.*, 1996) (Table 18) were, for the most part, two to three orders of magnitude greater than residue levels measured in pectoral muscle of Oldsquaw from the Maritimes or the western Arctic in our study (Table 4). It should also be noted, however, that since residue concentrations may vary among tissues, comparisons between whole body and pectoral muscle levels should be treated with caution. Oldsquaw containing higher levels of residues in the current study were collected from sites which are all centrally situated around the Hudson Bay - Great Lakes area and those birds may belong to the population which is known to overwinter in the Great Lakes - St. Lawrence system.

A statewide collection of waterfowl was made in Michigan, mainly during the 1988, 1989 and 1990 hunting seasons (Michigan Department of Natural Resources, 1993). All samples were analysed for ΣPCB. The majority of the samples showed no detectable levels of these contaminants in the pectoral muscle. The highest ΣPCB levels found in samples of pectoral muscle (without skin) were as follows: Mallard - 0.27 $mg \cdot kg^{-1}$ ww, Lesser Scaup - 0.03 $mg \cdot kg^{-1}$ ww, Greater Scaup - 0.07 $mg \cdot kg^{-1}$ ww. ΣPCB levels in pectoral muscle of some scaup from Québec, Ontario, Manitoba, southern British Columbia, Yukon and the western Arctic (Table 4) came close to or exceeded levels found in the Michigan scaup (Table 18). All of the ΣPCB levels in Mallards from the present Canadian survey (Table 4) were much lower than the highest levels found in the Michigan Mallards (Table 18).

Levels of ΣPCB in goose and dabbling duck species from this study were all lower than those found in geese and dabblers from Lower New York by Kim *et al.* (1984) and Kim *et al.* (1985) (Table 18).

Levels of DDE found in spring collections of whole body Northern Pintail and

Oldsquaw from Rankin Inlet in 1991-94 (Johnstone *et al.*, 1996) (Table 18) were at least twice as great and, for the most part, two to three orders of magnitude greater than residue levels measured in pectoral muscle of Northern Pintail and Oldsquaw from our study (Table 4). As mentioned earlier, however whole body versus pectoral muscle comparisons should be treated cautiously.

Levels of DDE in geese were generally lower than those found in geese from the Chicago area in 1987 (Amundson, 1988) except for some birds collected in Labrador, eastern James Bay, the eastern Arctic, northern and southwestern Ontario and Saskatchewan (Quill Lakes area).

The highest levels of DDE in pectoral muscle (without skin) in Mallards from the 1988 - 1990 Michigan study (Michigan Department of Natural Resources, 1993) were 0.07 and 0.02 $mg \cdot kg^{-1}$, respectively. Some Mallards from eastern James Bay, northern and southwestern Ontario, Saskatchewan, Yukon and southern British Columbia contained DDE levels similar to or greater than levels found in the Michigan Mallards. The highest DDE level found in Mallards from the Canadian survey was 0.65 $mg \cdot kg^{-1}$ in birds collected in the Dawson area of the Yukon (Tables 3 and 4).

Levels of dieldrin found in spring collections of whole body Northern Pintail and Oldsquaw from Rankin Inlet in 1991-94 (Johnstone *et al.*, 1996) (Table 18) were generally much higher than residue levels measured in pectoral muscle of Northern Pintail and Oldsquaw from our study (Table 4). Oldsquaw collected from Lac Waswanipi (Matagami area), Niagara River area and several sites in the eastern Arctic (Baker Lake, Arviaq, Sanikiluaq) (Table 4) contained dieldrin concentrations that fell within the range of concentrations measured in the birds from Rankin Inlet (0.02-4.0 $mg \cdot kg^{-1}$ ww). As with PCBs, the Oldsquaw containing higher levels of dieldrin residues may belong to the population which is known to overwinter in the Great Lakes - St. Lawrence system

(Tables 4 and 18).

Canada Geese collected from sites in eastern James Bay, the eastern Arctic, northern and southwestern Ontario and the Fraser River delta in this survey contained dieldrin levels in the pectoral muscle (Table 4 - converted to lipid weight basis) that were, in some cases, up to an order of magnitude higher than in skin fat of Canada Geese collected from the Chicago area in 1987 (Amundson, 1988).

The Mallards collected in the 1988 - 1990 statewide collection of waterfowl in Michigan (Michigan Department of Natural Resources, 1993) were analysed for a range of chlorinated hydrocarbons. The majority of the samples showed no detectable levels of these contaminants in the pectoral muscle. The highest levels of dieldrin in pectoral muscle (without skin) in Mallards was 0.07 $mg \cdot kg^{-1}$. All of the dieldrin levels in Mallards from the Canadian survey were much lower than the highest levels found in the Michigan Mallards.

Median values of the chlorobenzenes and hexachlorocyclohexanes were very low for most of the groups in this study (Table 3) and the highest values found (0.12 $mg \cdot kg^{-1}$ in a pool of Common Loon from Digges Island, NWT) were much lower than those found in the Detroit River in 1981 by Smith *et al.* (1985).

Hebert *et al.* (1994) have shown that levels of PCDDs in Great Lakes Herring Gulls declined between 1981 to 1984 and (along with PCDFs) have remained relatively constant since then indicating that equilibrium has been reached in the bioaccessible compartments of the Great Lakes. Elliott and Martin (1998) found a decline in PCDD and PCDF levels in Grebes and sea ducks on the British Columbia coast from 1989 to 1993 due the introduction of changes in pulp mill bleaching processes and restrictions on the use of chlorophenols. Dioxins and furans were generally not detected or only detected

at trace levels in our study but only a small subset of pools was analysed for these compounds.

The mirex levels found in this study (Table 4) are generally very low and comparable to levels found in other studies (Table 18). However, the highest levels found in our study (in pools of Oldsquaw, Red-breasted Merganser and Common Loon which could have spent time on the Great Lakes) are higher than those found in other studies (Table 18).

4.1.1.2 Effects of organochlorine residues

Muscle tissue is not often used to define toxic effects thresholds and most studies do not report the tissue levels associated with dietary concentrations or observed effects, but we have summarized the available literature on residue levels in muscle and other tissues associated with observed toxic effects (Table 19). It should be noted that residue levels in body tissues may not always have reached a steady-state in experimental dosing studies. Therefore, muscle residue levels may not necessarily provide an accurate measure with which to associate the described symptoms in nature.

In a dosing study on pheasants, Dahlgren *et al.* (1972) found a mean concentration of 140 $mg \cdot kg^{-1}$ ww of PCBs (as Aroclor 1254) in the muscle of pheasants that died. In a dosing study on chickens, Platenow *et al.* (1973) found a mean concentration of 120 $mg \cdot kg^{-1}$ ww of PCBs (as Aroclor 1254) in the muscle of cockerels that died (Table 19). In a chronic dietary exposure study on Ringed Turledoves, Peakall and Peakall (1973) attributed increased embryonic mortality to decreased parental attentiveness in birds with muscle PCB (Aroclor 1254) levels of 8 $mg \cdot kg^{-1}$ ww (Table 19). Induction of hepatic cytochrome P450-associated monooxygenases occurred in sentinel Mallards containing ΣPCB concentrations of 1.7-3.5 $mg \cdot kg^{-1}$ ww in pectoral muscle (Custer *et al.*, 1996)

although these birds also had low levels of chlordanes. Most of the muscle pools in the present survey contained ΣPCB levels that were less than 1 $mg \cdot kg^{-1}$ ww (Table 4). The exceptions to this occurred for several merganser, loon and Oldsquaw pools from eastern Canada which contained ΣPCB concentrations of 1.0-2.4 $mg \cdot kg^{-1}$ ww in pectoral muscle. These levels are still much lower than most of those associated with adverse effects in other studies. As Schwartz and Stalling (1991) have pointed out, however, caution must be exercised when associating ΣPCB concentrations as measured in wild birds with toxicity effects observed in laboratory Aroclor feeding studies, because Aroclor mixtures change substantially in the environment and through the food chain.

In a study of dietary exposure of dieldrin on survival and growth in Mallard ducklings, Nebeker *et al.* (1992) found significant growth impairment and some mortality starting at muscle tissue levels of 5 $mg \cdot kg^{-1}$ (Table 19). The maximum value of dieldrin found in the current study was 0.17 $mg \cdot kg^{-1}$ in a pool of Common Mergansers (Tables 3 and 4).

Hyde *et al.* (1973) found no apparent effects on adults or hatching success associated with adult pectoral muscle tissue levels of mirex as high as 37 $mg \cdot kg^{-1}$ although there was reduced duckling survival at this level (Table 19). These levels far exceed anything found in the current study.

Adult Japanese quail dosed with HCB exhibited hyperactivity and increased porphyrin excretion when muscle HCB levels were 6 $mg \cdot kg^{-1}$ in females and 7 $mg \cdot kg^{-1}$ in males (Fletcher, 1972, cited in Wiemeyer, 1996). The health and general condition of chickens exposed to dietary HCB were not affected when muscle HCB levels were 12 $mg \cdot kg^{-1}$ (Avrahami and Steele, 1972, cited in Wiemeyer, 1996). All the muscle pools analysed in this study contained HCB residues that were well below 1 $mg \cdot kg^{-1}$ (Table 3 and 4).

The frequency of occurrence of toxaphene in the tissues and eggs of birds is low (Wiemeyer, 1996). Mehrle *et al.* (1979) found that duckling growth was depressed and spinal development impaired in Black Ducks when carcasses contained about 40 $mg \cdot kg^{-1}$ of toxaphene (Table 19). Haseltine *et al.* (1980) found no survival or reproductive effects associated with 0.5 $mg \cdot kg^{-1}$ carcass residue levels in a study of Black Ducks. We did not measure levels of toxaphene in waterfowl carcasses, but the highest total toxaphene level found in pectoral muscle was 9.4 $mg \cdot kg^{-1}$ ww in Oldsquaw from the Yukon and 7 of the 12 analyses were <0.5 $mg \cdot kg^{-1}$.

4.1.2 Eggs

Organochlorine and PCB levels measured in eggs collected in this survey were generally quite low and unlikely to cause toxic effects. With the exception of ΣPCB, all of the egg pools analysed in this survey contained organochlorine residue levels well below 1 $mg \cdot kg^{-1}$ (Table 10). Table 18 summarizes residue levels in tissues reported in the literature. Table 19 summarizes effects associated with tissue residue levels.

Hatching success was not affected in dietary PCB exposure studies on Mallards where PCB levels in the eggs were measured at 23 $mg \cdot kg^{-1}$ ww (as Aroclor 1254) (Custer and Heinz, 1980) (Table 19) and at 105 $mg \cdot kg^{-1}$ ww (as Aroclor 1242) (Haseltine and Prouty, 1980) (Table 19). Hoffman *et al.* (1996) have concluded from the literature that decreased hatching success is associated with total PCB concentrations of 1-5 $mg \cdot kg^{-1}$ ww in eggs of chickens and 8-25 $mg \cdot kg^{-1}$ ww in eggs of terns, cormorants, doves and eagles. Eisler (1986) concluded that total PCB levels in excess of 16 $mg \cdot kg^{-1}$ ww were frequently associated with PCB poisoning in birds. The only egg pools that exceeded 1 $mg \cdot kg^{-1}$ ΣPCB were Herring Gulls from northern Québec (2.7 $mg \cdot kg^{-1}$ ww) and Red-breasted Mergansers from Great Slave Lake (1.6 $mg \cdot kg^{-1}$ ww). As Schwartz and Stalling (1991) have pointed out, however, caution must be exercised when associating ΣPCB

concentrations as measured in wild birds with toxicity effects observed in laboratory Aroclor feeding studies, because Aroclor mixtures change substantially in the environment and through the food chain. The ΣPCB levels measured in eggs in this survey are unlikely to be indicative of toxic effects.

The inverse relationship between DDE residues in eggs and eggshell thickness and associated lowered reproductive success has been well documented (see review by Blus, 1996). Eggs of Black Ducks with DDE residues of 46 $mg \cdot kg^{-1}$ ww showed 18% shell thinning (Longcore *et al.*, 1971). Jehl (1973), Blus *et al.* (1974), King *et al.*, (1977) (cited in Wiemeyer, 1996), and Blus *et al.* (1979) have all documented a relationship between DDE levels of 1-3 $mg \cdot kg^{-1}$ or more and eggshell thinning and depressed productivity in the Brown Pelican (*Pelecanus occidentalis*), which appears to be the most sensitive species. Fox *et al.* (1980) found a small but significant inverse correlation between DDE levels in Common Loon eggs (mean of 5.8 $mg \cdot kg^{-1}$) and eggshell thickness together with structural abnormalities in the shells (Table 19). All of the egg pools analysed in the current survey contained DDE concentrations less than 1 $mg \cdot kg^{-1}$ (Table 10).

Hyde *et al.* (1973) showed that Mallard duckling survival was reduced when eggs contained 277 $mg \cdot kg^{-1}$ ww of mirex although there was no apparent effect on egg hatchability at this level (Table 19). These levels far exceed anything found in the current study.

No adverse effects on hatchability of eggs were observed when the HCB level was about 105 $mg \cdot kg^{-1}$ in chicken eggs (Avrahami and Steele, 1972, cited in Wiemeyer, 1996) (Table 19) or about 35 $mg \cdot kg^{-1}$ ww in Japanese quail eggs (Fletcher, 1972, cited in Wiemeyer, 1996). The reproduction of Canada Geese appeared normal when maximum HCB residues in eggs were 2.97 $mg \cdot kg^{-1}$ (Blus *et al.*, 1984). All egg HCB levels in the

current study were less than 0.10 mg·kg^{-1} (Table 10).

In a study on the effects of heptachlor epoxide on nesting success of Canada Geese, Blus *et al.* (1984) showed that nesting success declined when eggs contained greater than 10 mg·kg^{-1} heptachlor epoxide. Hatchability of eggs from Ring-necked Pheasants (*Phasianus colchicus*) exposed to dietary γ-HCH was unaffected when eggs contained γ-HCH residues of about 10 mg·kg^{-1} (Ash and Taylor, 1964, cited in Wiemeyer, 1996). When lindane (γ-HCH) was substituted for heptachlor as a seed treatment in the Columbia Basin, Oregon, no HCH isomers were found in eggs or tissues of Canada Geese nesting nearby (Blus *et al.*, 1984). All of the eggs in the current study had residue levels of heptachlor epoxide and HCHs well below 0.10 mg·kg^{-1} (Table 10).

In a study of dioxins in Wood Duck eggs, White and Seginak (1994) found that for Wood Ducks, which they suggest are more sensitive to dioxins and furans than other avian species, 14-35 μg·kg^{-1} ww of 2,3,7,8-TCDD in eggs was indicative of decreased productivity. TCDD was detected at trace levels in two of the three egg pools analysed in the current survey in Herring Gulls and Red-breasted Mergansers.

4.2 Metals

4.2.1 Pectoral muscle

Pectoral muscle is not generally considered to be a major target tissue for bioaccumulation of heavy metals. Rather, metal residues tend to accumulate in liver and kidney. Therefore care must be taken when trying to interpret the significance of muscle tissue levels of metals (Scheuhammer *et al.*, 1998).

4.2.1.1 Metal levels relative to other studies

Elevated natural levels (particularly in water) of arsenic occur in many parts of North and South America where migrating birds could be exposed: Chile (Antofagasta), Argentina (Cordoba), Mexico (Lagunera), United States (California, Oregon, Ohio, Alaska) and Canada (Nova Scotia, New Brunswick, Alberta) (Azcue, 1995).

Arsenic levels were generally low in this study (Table 14) and those that were elevated (above 1.0 $mg \cdot kg^{-1}$) were associated with areas where high natural levels could be expected due to regional geology (NRCC, 1978; Azcue, 1995). The levels were comparable to those found in other studies (Table 20).

Fish with Hg concentrations that exceeded an estimated threshold of 0.4 $mg \cdot kg^{-1}$ for reproductive impairment in loons and which are small enough for loons to eat occur in up to 30% of Ontario lakes (Scheuhammer and Blancher, 1994). Barr (1986) found that mercury levels in muscle of Common Loons averaged 1.2 $mg \cdot kg^{-1}$ under normal conditions and up to 4.6 $mg \cdot kg^{-1}$ in lakes near a mercury pollution source (Table 20). Loons and mergansers had the highest mercury levels of all species in this study (Table 13).They were, however comparable to levels found in these species in other studies (Table 20).

A statewide collection of waterfowl was made in Michigan during 1988, 1989 and 1990 (Michigan Department of Natural Resources, 1993). Mallards were analysed for mercury residues. The highest level found in pectoral muscle (without skin) was 0.048 $mg \cdot kg^{-1}$ ww. Many of the Mallards from across Canada had similar or higher mercury levels (Table 14). The highest mercury level (0.34 $mg \cdot kg^{-1}$) found in pectoral muscle of Mallards in the present Canadian survey was from a collection of birds from British Columbia.

4.2.1.2 Effects of metal residues

Heinz *et al.* (1987) showed that pectoral muscle levels of 1.3-1.4 $mg \cdot kg^{-1}$ selenium (associated with diets of 100 ppm) were associated with embryonic deformities, reduced hatching and adult mortality (Table 21). While levels in this study often exceeded those levels it should be remembered that metals levels in body tissues may not always have reached a steady-state in experimental dosing studies, therefore, muscle levels may not necessarily provide an accurate measure with which to associate the described symptoms in nature.

Only in the mergansers and loons did maximum mercury levels (1.5-1.9 $mg \cdot kg^{-1}$) match or exceed levels associated with behavioural changes in nesting Mallards by Heinz (1979) but did not equal the levels (>3 $mg \cdot kg^{-1}$) that Barr (1986) found to be associated with reduced reproductive success in loons (Table 21).

4.2.2 Eggs

Neither lead nor cadmium were detected in any of the eggs analysed in this study. Since neither lead nor cadmium are readily transferred to eggs (Burger and Gochfield, 1991), this was the expected result.

All mercury and selenium levels found in this study were well below egg levels associated with adverse effects in experimental studies (Table 21).

4.2.3 Liver

Mercury and selenium levels in livers of dabbling ducks and sea ducks from this study (Table 17) were in line with levels found in wild birds by other workers (Table 20).

For both mercury and selenium, the highest values found were in the range of tissue levels associated with toxic effects in some experimental dosing studies (Table 21) but, as mentioned earlier, it is often difficult to transfer information gained from laboratory studies to field situations or to infer toxicological effects from tissue levels (Scheuhammer *et al.,* 1998).

4.3 Cesium-137

Analysis of the ^{137}Cs data for species with adequate pool numbers across a wide geographical distribution showed a definite grouping of the data by longitude, with higher ^{137}Cs levels in the birds from the east (Braune and Marshall, in prep). This was particularly striking for both Canada and Lesser Snow Geese. The east-west split in the data appears to coincide approximately with the western boundary of the Canadian Shield. A detailed discussion of these data appears in Braune and Marshall (in prep.).

4.4 Critical levels for avian and wildlife health effects

Many different attempts have been made to determine critical levels of contaminants in various matrices. These can take the form of guidelines, objectives or regulations used to trigger some form of action. They may also be scientific assessments of levels beyond which harm is likely to occur to the contaminated matrix or to those who consume it. We have summarized some of these levels for organochlorines and metals relevant to Canadian waterfowl and gamebirds in Tables 22 and 23. In the following discussion we refer to individual or pooled samples from this study which exceed some of these threshold levels (Table 24). It is important to remember that these constitute only a very few samples out of a total of 834 pools of birds from across the country. The vast majority of these samples had very low or undetectable levels of the contaminants studied.

4.4.1 Organochlorines

The lowest critical levels for PCBs are the IJC guideline of 0.100 $mg \cdot kg^{-1}$ and the USEPA guideline of 0.160 $mg \cdot kg^{-1}$ for fish (Table 22). Beyond these levels the agencies involved believe there may be risk to wildlife which consume the fish. These guidelines are for fish which are eaten in large quantities by many other species. Birds, particularly the fish-eating birds, are a much smaller part of other animals' diets so the fish guidelines can be taken as cautionary for birds. Most of the birds from this study were well below these levels and all but one pool of Common Mergansers (2.4 $mg \cdot kg^{-1}$) were below the human consumption guideline for PCBs in commercial fish (2.0 $mg \cdot kg^{-1}$).

Nebeker *et al.* (1992) determined a 24-day no-observed-adverse-effect level (NOAEL) and a lowest-observed-adverse-effect level (LOAEL) of <1 $mg \cdot kg^{-1}$ ww for dieldrin in muscle (Table 22). The maximum value of dieldrin found in this study was 0.17 $mg \cdot kg^{-1}$ in a pool of Common Mergansers (Tables 3 and 4).

All DDE/DDT residue levels found in this study were less than half and most were at least an order of magnitude less than published human consumption guidelines for birds (Table 22). There were, however, several pools, particularly among the mergansers and loons which exceeded the IJC guideline of 1 $mg \cdot kg^{-1}$ for hazard to fish-eating wildlife (IJC, 1987).

Fox *et al.* (1980) calculated that egg levels of 47 $mg \cdot kg^{-1}$ DDE would be required to produce a 20% thinning in Common Loon eggshells, characteristic of declining populations (Table 22). None of the eggs, of any species, in this study exceeded 1.0 $mg \cdot kg^{-1}$.

There were only two pools, one of Lesser Scaup from the St. Lawrence and one of Surf Scoter from the Fraser River delta that exceeded the Michigan Dept. of Natural Resources dioxin trigger level (10 $ng \cdot kg^{-1}$) for setting advisories on consumption of fish (Michigan Department of Natural Resources, 1993) (Table 22). Both of these pools are associated with areas of particular concern for organochlorine pollution.

The Michigan Dept. of Natural Resources trigger level for fish consumption advisories for mirex (Michigan Department of Natural Resources, 1993) (Table 22) was only exceeded by four pools from this study: Oldsquaw from Arviaq, Northwest Territories (0.22 $mg \cdot kg^{-1}$), Red-breasted Mergansers from Kangiqsualuujjuaq, Québec (0.27 $mg \cdot kg^{-1}$), and Common Loons from Weagamow Lake (0.13 $mg \cdot kg^{-1}$) and Big Trout Lake (0.11 $mg \cdot kg^{-1}$) in northwestern Ontario.

4.4.2 Metals and cesium-137

Only 31 samples from this study exceeded the normal background levels of arsenic in animal tissues in Canada of <0.3 $mg \cdot kg^{-1}$ fresh weight (NRCC, 1978)(Table 23). We could not find any published critical threshold levels for arsenic in muscles of wild birds against which to compare our data.

The highest cadmium level found in either pectoral muscle or egg in this study (0.7 $mg \cdot kg^{-1}$) was well below the 2 $mg \cdot kg^{-1}$ which Eisler (1985) considered to be evidence of cadmium contamination in wild birds.

Although Eisler (1987) considers tissue mercury levels greater than 1.0 $mg \cdot kg^{-1}$ to be presumptive evidence of a mercury problem (Table 23), Thompson (1996) suggests that levels in excess of 20-30 $mg \cdot kg^{-1}$ ww may be indicative of mercury poisoning (Table 23). Although 23 (19%) of dabbling duck and sea duck liver pools from the western

Arctic and the Yukon had mercury levels (Table 17) that exceeded 1.0 $mg \cdot kg^{-1}$ the highest level found was 3.8 $mg \cdot kg^{-1}$ in a liver pool of Surf Scoter from Fort Good Hope, NT, which is an order of magnitude lower than the critical level range suggested by Thompson (1996).

Based on studies mainly with Mallards, Heinz (1996) suggests that liver selenium levels of 3 $mg \cdot kg^{-1}$ are associated with adverse reproductive effects in laying females (Table 23). However, he also cautions that measurements of selenium in liver outside the breeding season may not be useful in predicting reproductive effects. Most of the birds in this survey were collected outside of the breeding season. Heinz (1996) also states that liver levels greater than 10 $mg \cdot kg^{-1}$ in young or adult birds may be indicative of important sublethal effects and concentrations in excess of 20 $mg \cdot kg^{-1}$ may affect survival (Table 23). Twenty-two liver pools (18%) from this study had selenium levels that were higher than 10 $mg \cdot kg^{-1}$ and 5 pools were greater than 20 $mg \cdot kg^{-1}$ (Table 14, 17, 23, 24). All of these pools were sea ducks. Sea ducks and other marine birds often have elevated levels of selenium possibly because of the nature of selenium cycling in the marine environment and they appear to have evolved mechanisms to deal with these elevated levels (Eisler, 1987).

The highest level of ^{137}Cs activity found in this study was 46 $Bq \cdot kg^{-1}$; the radiation exposure from this burden of radiocesium is about one-third that which the animals receive from the naturally occurring potassium in their bodies. Most of the levels of ^{137}Cs we found were <3 $Bq \cdot kg^{-1}$, on the same order as those in domestic livestock (Health and Welfare Canada, 1987).

4.5 Human consumption guidelines

Canada does not issue consumption guidelines for wild ducks for any contaminants

on a regular basis. The discovery that waterfowl collected throughout New York State were contaminated with high levels of PCBs and pesticide residues (Baker *et al.*, 1976; Kim *et al.*, 1984; Kim *et al.*, 1985) prompted the development of waterfowl consumption advisories which have been issued annually to New York hunters since 1981. In 1987, the state of Wisconsin began to issue consumption advisories warning people to avoid eating certain waterfowl species from sections of several Lake Michigan tributaries. Michigan, too, has established "trigger levels" for establishing wildlife consumption advisories (Michigan Department of Natural Resources, 1993).

In Canada, consumption advisories and hunting season closures for waterfowl and game birds have been issued on a site- and species-specific basis. In 1969, the fall hunting season on pheasants and partridges was closed in Alberta due to mercury contamination. In 1970, the hunting season for woodcock was closed in New Brunswick because of high levels of DDT found in pectoral muscle of birds (Pearce and Baird, 1970). In 1971, an advisory was issued to hunters in northwestern Ontario that they should avoid eating Common Goldeneye, Blue-winged Teal and Mallards from the Wabigoon River system west of Dryden due to high mercury levels found in the birds. In 1990, an advisory was issued recommending that the livers of Common Mergansers, Surf Scoters and Western Grebes from the Port Alberni area of British Columbia not be eaten due to high levels of dioxins in the livers of those species (Whitehead *et al.*, 1990; Elliott and Martin, 1998).

As a result of the residue data collected for waterfowl and other game birds since 1987, which are presented in this report, several consumption advisories were issued. Based on residue data from this study as well as some earlier Ontario data from 1985-86 (Braune *et al.*, 1991), Health Canada advised that contaminant levels found in samples of pectoral muscle of ducks, geese and other gamebirds analysed do not pose a health hazard to human consumers. Some concerns were raised with respect to elevated levels

of total chlordane, PCBs and mirex found in a single composite of two individual pectoral muscles of Glaucous Gulls from Kuujjuarapik, Québec, and levels of lead in pectoral muscle of one Mallard from Labrador, and one pool of American Wigeon and one pool of Northern Shoveler from Alberta. Health Canada suggested, however, that it is unlikely that the Glaucous Gulls are consumed to a degree that would pose a hazard to the consumer and, as already mentioned earlier, the elevated lead levels are likely due to undetected fragments of lead shot left embedded in the flesh after hunting and cleaning.

Health Canada also suggested that *"... there are a number of precautionary measures that could be taken to minimize exposure to chemical contaminants resulting from consumption of waterfowl. For example, cleaning and inspection of waterfowl as soon as possible after they are shot and careful removal of any visible lead shot would help to minimize exposure to lead. In addition, the use of cooking techniques which would eliminate as much fat as possible, particularly in the case of fish-eating waterfowl, would help to minimize exposure to organochlorine contaminants."*

Waterfowl consumption advisories are generally based on levels of contaminants in raw, uncooked tissue. Cooking studies on poultry (Liska *et al.*, 1967; Ritchey *et al.*, 1967, 1969), ducks (Smoczynski and Amarowicz, 1986) and geese (Amundson, 1988), however, all conclude that cooking reduces organochlorine residue concentrations, mainly through leaching of the fat into the drippings. It has also been shown that removal of skin and fat from Mallards reduced PCB levels by 60-90% (Amundson, 1987). These studies have led to the general advice given to hunters by the New York State Department of Health and the Wisconsin Division of Health, that all skin and visible fat should be removed prior to cooking, and drippings or stuffing discarded because they may contain organochlorine residues.

All of the 237 pools tested for ^{137}Cs activity in the current study contained less than

46 $Bq \cdot kg^{-1}$, most less than 3 $Bq \cdot kg^{-1}$, and so fall well below the allowable limit of 1000 $Bq \cdot kg^{-1}$ in commercially traded food set by the Codex Alimentarius Commission of the Food and Agriculture and World Health Organizations (FAO/WHO, 1995).

5.0 Conclusion

In this study, over 800 pools of waterfowl, gamebird and seabird muscle, egg and liver tissues were analysed for a range of organochlorine and metal contaminants. These contaminants were either not detected or found at very low levels in the majority of these samples. The highest levels of the various contaminants were found in those birds feeding at the higher trophic levels such as mergansers, loons and gulls. Of 834 pools of waterfowl muscle analysed for organochlorines only 14 pools (1.7 %) had contaminant levels that could pose a potential threat to the health of either the birds or to human or animal consumers of the birds (Table 24). Based on its evaluation of residue levels in pectoral muscle, Health Canada has recommended that these waterfowl are safe to eat and precautionary food preparation methods will limit contaminant exposure even further.

Literature Cited

Allen, R. J., A. J. Ball, V. W. Cairns, G. A. Fox, A. P. Gilman, D. B. Peakall, D. A. Piekarz, J. C. Van Oostdam, D. C. Villeneuve and D. T Williams. 1991. Toxic Chemicals in the Great Lakes and Associated Effects. Environment Canada, Department of Fisheries and Oceans, Health and Welfare Canada, Ottawa. 755p.

Alton Mackey, M. G. and R. D. Moore Orr. 1988. The seasonal nutrient density of country food harvested in Makkovik, Labrador. Arctic 41(2):105-108.

Amundson, D. S. 1988. Organochlorine pesticides and PCBs in Edible tissues of Giant Canada Geese from the Chicago area. M.Sc. Thesis, University of Illinois, Chicago IL. 98p.

Amundson, T. E. 1987. Environmental Contaminant Monitoring of Wisconsin Wild Game 1985-1986. Bureau of Wildlife Management, Wisconsin Department of Natural Resources, Madison WI. 72p.

Anderson, D. W. and J. J. Hickey. 1976. Dynamics of storage of organochlorine pollutants in Herring Gulls. Environ. Pollut. 10:183-200.

Annett, C. S., F. M. D'Itri, J. R. Ford and H. H. Prince. 1975. Mercury in fish and waterfowl from Ball Lake, Ontario. J. Environ. Quality 4:219-222.

Ash, J. S. and A. Taylor. 1964. Further trials on the effects of gamma BHC seed dressing on breeding pheasants. Game Res. Assoc. Ann. Rep. 4:14-20. (Cited in Wiemeyer, 1996)

Association of Official Analytical Chemists. 1990. Official Methods of Analysis. Volume One: Agricultural Chemicals; Contaminants; Drugs. 15th ed. *Edited by:* K. Helrich. Association of Official Analytical Chemists, Inc. Arlington, Virginia. 684p.

Avrahami, M. and R. T. Steele. 1972. Hexachlorobenzene. II. Residues in laying pullets fed HCB in their diet and the effects on egg production, egg hatchability, and on chickens. N.Z.J. Agric. Res. 15:482-488. (Cited in Wiemeyer, 1996)

Azcue, J. M. 1995. Environmental significance of elevated natural levels of arsenic. Environ. Rev. 3:212-221.

Baker, F. D., C. F. Tumasonis, W. B. Stone and B. Bush. 1976. Levels of PCB and trace

metals in waterfowl in New York State. NY Fish and Game J. 23:82-91.

Ballschmiter, K. and M. Zell. 1980. Analysis of polychlorinated biphenyls (PCBs) by glass capillary gas chromatography. Composition of technical Aroclor- and Clophen-PCB mixtures. Fresenius Zeitschrift für Analytische Chemie 302:20-31.

Barr, J. F. 1986. Population dynamics of the Common Loon (*Gavia immer*) associated with mercury contaminated waters in northwestern Ontario. CWS Occas. Paper 56. 25p.

Barrie, L. A., D. Gregor, B. Hargrave, R. Lake, D. Muir, R. Shearer, B. Tracey and T. Bidleman. 1992. Arctic contaminants: sources, occurrence and pathways. Sci. Tot. Environ. 122:1-74.

Barrie, L., R. Macdonald, T,. Bidleman, M. Diamond, D. Gregor, R. Semkin, W. Strachan, M. Alaee, S. Backus, M. Bewers, C. Gobeil, C. Halsall, J. Hoff, A. Li, L. Lockhart, D. Mackay, D. Muir, J. Pudykiewicz, K. Reimer, J. Smith, G. Stern, W. Schroeder, R. Wagemann, F. Wania, M. Yunker. 1997. Chapter 2. Sources, Occurrence and Pathways. In. Jensen, J., K. Adare and R. Shearer. (eds). 1997. Canadian Arctic Contaminants Assessment Report. Indian and Northern Affairs Canada, Ottawa. pp 25-182.

Baskett, T. S. 1975. Residues in fish, wildlife and estuaries. Pestic. Monit. J. 9:67-78.

Bellrose, F. C. 1980. Ducks, Geese and Swans of North America. 3rd ed. Stackpole Books, Harrisburg, PA. 540p.

Berkes, F. 1982. Waterfowl management and northern native peoples with reference to Cree hunters of James bay. Musk-Ox 30: 23-35.

Berti, P. R., O. Receveur, H. M. Chan and H. V. Kuhnlein. 1998. Dietary exposure to chemical contaminants from traditional food among adult Dene/Métis in the western Northwest Territories, Canada. Environm. Res., Sect. A 76:131-142.

Blus, L. J. 1996. DDT, DDD, and DDE in Birds. In: Environmental Contaminants in Wildlife: Interpreting Tissue Concentrations. *Edited by*: W.N. Beyer, G.H. Heinz and A.W. Redmon-Norwood. SETAC Special Publication Series, CRC Press Inc, Boca Raton, USA. pp. 49-71.

Blus, L. J., A. A. Belisle and R. M. Prouty. 1974. Relations of the Brown Pelican to certain environmental pollutants. Pestic. Monit. J. 7:181-194.

Blus, L. J., C. J. Henny, D. J. Lenhart and T. E. Kaiser. 1984. Effects of heptachlor- and lindane-treated seed on Canada Geese. J. Wildl. Manage. 48:1097-1111.

Blus, L. J., C. J. Henny, C. J. Stafford and R. A. Grove. 1987. Persistence of DDT and metabolites in wildlife from Washington state orchards. Arch. Environ. Contam. Toxicol. 16:467-476.

Blus, L. J., T. J. Lamont and B. S. Neely, Jr. 1979. Effects of organo-chlorine residues on eggshell thickness, reproduction, and population status of Brown Pelicans (*Pelecanus occidentalis*) in South Carolina and Florida, 1969-76. Pestic. Monit. J. 12:172-184.

Boyd, H. 1985. The Reported Kill of Ducks and Geese in Canada and the USA, 1974-82. Canadian Wildlife Service Occasional Paper Number 55. 20p.

Braune, B. M., and H. Marshall. Radiocesium in game birds harvested in Canada. In Prep.

Braune, B. M., M. P. Wong, J.-C. Belles-Isles and W. K. Marshall. 1991. Chemical Residues in Canadian Game Birds. Canadian Wildlife Service Technical Report Series No. 124, Ottawa. 375p.

Bredlin, K. A., N. M. Burgess, D. B. McCorquedale and D. L. Harris. 1997. Volunteer Surveys of Waterbirds of the Sydney, Nova Scotia Area, Including the Sydney Tar Ponds, 1993-1996. Canadian Wildlife Service Technical Report Series No. 273. Ottawa. 40p.

Bromley, R. G. 1996. Characteristics and management implications of the spring waterfowl hunt in the Western Canadian Arctic, Northwest Territories. Arctic 49:70-85.

Burger, J. and M. Gochfield. 1991. Cadmium and lead in Common Terns (Aves *Sterna hirundo*): relationships between parents and eggs. Environ. Monitor. Assess. 16:253-258.

Cain, B. W. 1981. Nationwide residues of organochlorine compounds in wings of adult Mallards and Black Ducks. Pestic. Monit. J. 15:128-134.

Cain, B. W. 1988. Wintering waterfowl habitat in Texas: shrinking and contaminated. In: Waterfowl in Winter. *Edited by*: M. W. Weller. University of Minnesota Press, Minneapolis. pp 583-596.

Cain, B. W., L. Sileo, J. C. Franson and J. Moore. 1983. Effects of dietary Cadmium on Mallard ducklings. Environ. Res. 32:286-297.

Camardese, M. B., D. J. Hoffman, L. J. LeCaptain and G. W. Pendleton. 1990. Effects of arsenate on growth and physiology in Mallard ducklings. Environ. Toxic. and Chem. 9:785-795.

Cameron, M. and I. M. Weis. 1993. Organochlorine contaminants in the country food diet of the Belcher Island Inuit, Northwest Territories, Canada. Arctic 46:42-48.

Canadian Wildlife Service. 1990. Distribution of organochlorines in breast muscle of waterfowl. Contaminants Project TOX-CE-3 Summary. CWS Unpublished Internal Report, Ottawa.

Collins, B. 1995. RERAND2: a program to perform rerandomization analysis for a one-way design. Documentation and User's Guide. Unpublished CWS Report. Environment Canada.

Custer, T. W. and G. H. Heinz. 1980. Reproductive success and nest attentiveness of Mallard ducks fed Aroclor 1254. Environ. Pollut. 21:313-318.

Custer, T. W., D. W. Sparks, S. A. Sobiech, R. K. Hines and M. J. Melancon. 1996. Organochlorine accumulation by sentinel Mallards at the Winston-Thomas sewage treatment plant, Bloomington, Indiana. Arch. Environ. Contam. Toxicol. 30:163-169.

Dahlgren, R. B., R. J. Bury, R. L. Linder and R. F. Reidinger, Jr. 1972. Residue levels and histopathology in Pheasants given polychlorinated biphenyls. J. Wildl. Manage. 36:524-533.

de March, B. G. E., C. A. De Wit and D. C. G. Muir. 1998. Chapter 6. Persistent Organic Pollutants. In: AMAP. AMAP Assessment Report: Arctic Pollution Issues. Arctic Monitoring and Assessment Programme (AMAP), Oslo, Norway. pp. 183-372.

Desai-Greenaway, P. and Price, I. M. 1976. Mercury in Canadian fish and wildlife used in the diets of native people. Toxic Chemicals Division, Canadian Wildlife Service Manuscript Report no. 35. 61p.

Dewailly, É., P. Ayote, C. Blanchard, S. Bruneau, S. Carrier and B. Holub. 1996. Health risk assessment and elaboration of public health advices concerning food contaminants in Nunavik: Final Report. Québec Centre for Public Health,

Beauport (Québec), Canada.

Dickson, K. and L. Métras. 1987. Migratory birds killed in Canada during the 1986 season. Canadian Wildlife Service Progress Notes Number 171. 42p.

Dietz, R., J. Pacyna and D. J. Thomas. 1998. Chapter 7. Heavy Metals. In: In: AMAP. AMAP Assessment Report: Arctic Pollution Issues. Arctic Monitoring and Assessment Programme (AMAP), Oslo, Norway. pp. 183-372.

Dobos, R. Z., D. S. Painter and A. Mudroch. 1991. Contaminants in wildlife utilizing confined disposal facilities. Int'l J. of Environ. and Pollut. 1:73-86.

Egede, I. 1995. Inuit food and Inuit health: contaminants in perspective. Avativut/Ilusivut Newsletter 2(1)December:1-3.

Ehrlich, P. R., D. S. Dobkin and D. Wheye. 1988. The Birder's Handbook: A field guide to the natural history of North American birds. Simon & Schuster Inc., New York. 785p.

Eisler, R. 1985. Cadmium Hazards to Fish, Wildlife and Invertebrates: A Synoptic Review. U.S. Fish Wildl. Serv. Biol. Rep. 85(1.2). 46p.

Eisler, R. 1986. Polychlorinated Biphenyl Hazards to Fish, Wildlife, and Invertebrates: A Synoptic Review. U.S. Fish Wildl. Serv. Biol. Rep. 85(1.7). 72p.

Eisler, R. 1987. Mercury Hazards to Fish, Wildlife and Invertebrates: A Synoptic Review. U.S. Fish Wildl. Serv. Biol. Rep. 85(1.10). 90p.

Elliott, J. E. and P. A. Martin. 1998. Chlorinated hydrocarbon contaminants in Grebes and sea ducks wintering on the coast of British Columbia, Canada: 1988-1993. Environ. Monitor. and Assess. 53:337-362.

Elliott, J. E., P. A. Martin, T. W. Arnold and P. H. Sinclair. 1994. Organochlorines and reproductive success of birds in orchard and non-orchard areas of central British Columbia, Canada. 1990-91. Arch. Environ. Contam. Toxicol. 26:435-443.

Fan, A. M., S. A. Book, R. R. Neutra and D. M. Epstein. 1988. Selenium and human health implications in California's San Joaquin Valley. J. Toxicol. Environ. Health 23:539-559.

FAO/WHO. 1995. Codex Alimentarius. General requirements, Section 6.2, Guideline

levels for radionuclides in foods following accidental nuclear contamination for use in international trade. Joint FAO/WHO Food Standards Programme, Rome.

Fimreite, N., W. N. Holsworth, J. A. Keith, P. A. Pearce and I. M. Gruchy. 1971. Mercury in fish and fish-eating birds near sites of industrial contamination in Canada. Canadian Field-Naturalist 85:211-220.

Fimreite, N. 1974. Mercury contamination of aquatic birds in northwestern Ontario. J. Wildl. Managem. 38:120-131.

Finley, M. T. and R. C. Stendell. 1978. Survival and reproductive success of Black Ducks fed methylmercury. Environ. Pollut. 16:51-64.

Fletcher, M. R. 1972. Effects of hexachlorobenzene on Japanese Quail. Proc. West. Assoc. State Game Fish Comm. 52:374-383. (Cited in Wiemeyer, 1996)

Foley, R. E. and G. R. Batcheller. 1988. Organochlorine contaminants in Common Goldeneye wintering on the Niagara River. J. Wildl. Manage. 52:441-445.

Fox, G., K. S. Yonge and S. G. Sealy. 1981. Breeding performance, pollutant burden and eggshell thinning in Common Loons (*Gavia immer*) nesting on a boreal forest lake. Ornis Scand. 11:243-248.

Franson, J. C., P. S. Koehl, D. V. Dirksen, T. C. Rothe, C. M. Bunck and J. F. Moore. 1995. Heavy metals in sea ducks and mussels from Misty Fjords National Monument in southeast Alaska. Environ. Monitor. and Assess. 36:149 - 167.

Friend, M. 1985. Interpretation of criteria commonly used to determine lead poisoning problem areas. USFWS Fish and Wildlife Leaflet 2. 4p.

Gamble, R. L. 1987. Native Harvest of Wildlife in Keewatin Region, Northwest Territories for the Period October 1985 to March 1986 and a Summary for the Entire Period of the Harvest Study from October 1981 to March 1986. Canadian Data Report of Fisheries and Aquatic Sciences No. 688. 85 p.

Gebauer, M. B., R. Z. Dobos and D. V. Weseloh. 1992. Waterbird surveys at Hamilton Harbour, Lake Ontario, 1985-1988. J. Great Lakes Res. 18:420-439.

Gebauer, M. B. and D. V. Weseloh. 1993. Accumulation of organic contaminants in sentinel Mallards utilizing confined disposal facilities at Hamilton Harbour, Lake Ontario, Canada. Arch. Environ. Contam. Toxicol. 25:234-243.

Haseltine, S. D., M. T. Finley and E. Cromartie. 1980. Reproduction and residue accumulation in Black Ducks fed toxaphene. Arch. Environ. Contam. Toxicol. 9:461-471.

Haseltine, S. D. and R. M. Prouty. 1980. Aroclor 1242 and reproductive success of adult Mallards (*Anas platyrhynchos*). Environ. Res. 23:29-34.

Health and Welfare Canada. 1979. Methylmercury in Canada: Exposure of Indian and Inuit Residents to Methylmercury in the Canadian Environment. Health and Welfare Canada, Medical Services Branch, Ottawa. 200p.

Health and Welfare Canada. 1987. Environmental radioactivity in Canada, 1986. Health and Welfare Canada, Environmental Health Directorate Pub. 87-EHD-136, Ottawa., 121p.

Health Canada. 1998. The Food and Drugs Act and Regulations, with Amendments to 17Dec97. Ottawa. Division 15, Table II.

Heath, R. G. 1969. Nationwide survey of residues of organochlorine pesticides in wings of Mallards and Black Ducks. Pestic. Monit. J. 3:115-123.

Heath, R. G. and S. A. Hill. 1974. Nationwide organochlorine and mercury residues in wings of adult Mallards and Black Ducks during the 1969-70 hunting season. Pestic. Monit. J. 7:153-164.

Hebert, C. E., G. D. Haffner, I. M. Weis, R. Lazar and L. Montour. 1990. Organochlorine contaminants in duck populations of Walpole Island. J. Great Lakes Res. 16:21-26.

Hebert, C. E. and K. A. Keenleyside. 1995. To normalize or not to normalize? Fat is the question. Environ. Toxicol. Chem. 14:801-807.

Hebert, C. E., R. J. Norstrom, M. Simon, B. M. Braune, D. V. Weseloh and C. R. Macdonald. 1994. Temporal trends and sources of PCDDs and PCDFs in the Great Lakes: herring gull egg monitoring, 1981-1991. Environ. Sci. Technol. 28:1268-1277.

Hebert, C. E., D. V. Weseloh, L. Kot and V. Glooschenko. 1994. Organochlorine contaminants in a terrestrial foodweb on the Niagara Peninsula, Ontario, Canada. Arch. Environ. Contam. Toxicol. 26:356-366.

Heinz, G. H. 1979. Methylmercury: Reproductive and behavioural effects on three generations of Mallard ducks. J. Wildl. Manage. 43:394-401.

Heinz, G. H. 1996. Selenium in birds. In: Environmental Contaminants in Wildlife: Interpreting Tissue Concentrations. *Edited by*: W.N. Beyer, G.H. Heinz and A.W. Redmon-Norwood. SETAC Special Publication Series, CRC Press Inc, Boca Raton, USA. pp. 447-458.

Heinz, G. H., D. J. Hoffman and L. H. Gold. 1989. Impaired reproduction of Mallards fed an organic form of selenium. J. Wildl. Manage. 53:418-428.

Heinz, G. H., D. J. Hoffman, A. J. Krynitsky and D. M. G. Weller. 1987. Reproduction in Mallards fed selenium. Environ. Toxicol. and Chem. 6:423-433.

Heinz, G. H., D. S. Miller, B. J. Ebert and K. L. Stromborg. 1994. Declines in organochlorines in eggs of Red-breasted Mergansers from Lake Michigan, 1977-1978 versus 1990. Environ. Monitor. and Assess. 33:175-182.

Heinz, G. H., G. W. Pendleton, A.J. Krynitsky and L.G. Gold. 1990. Selenium accumulation and elimination in Mallards. Arch. Environ. Contam. and Toxicol. 19:374-379.

Hoffman, D. J., C. P. Rice and T. J. Kubiak. 1996. PCBs and Dioxins in Birds. In: Environmental Contaminants in Wildlife: Interpreting Tissue Concentrations. *Edited by*: W. N. Beyer, G. H. Heinz and A. W. Redmon-Norwood. SETAC Special Publication Series, CRC Press Inc, Boca Raton, USA. pp. 165-207.

Holt, G., A. Froslie and G. Norheim. 1979. Mercury, DDE, and PCB in the avifauna in Norway 1965-1976. Acta Veterinaria Scandinavica Supp. 70:1-28.

Hyde, K. M., J. B. Graves, A. B. Watts and F. L. Bonner. 1973. Reproductive success of Mallard ducks fed mirex. J. Wildl. Manage. 37:479-484.

IJC, United States and Canada. 1987. Revised Great lakes Water Quality Agreement of 1978 as amended by protocol signed November 18, 1987. Office Consolidation. International Joint Commission, Washington and Ottawa. 84p.

Jacknow, J., J. L. Ludke and N. C. Coon. 1986. Monitoring Fish and Wildlife for Environmental Contaminants: the National Contaminant Biomonitoring Program. U.S. Fish and Wildlife Service, Fish and Wildlife Leaflet 4. 15p.

James Bay and Northern Québec Native Harvesting Research Committee. 1988. Final Report: Research to Establish Present Levels of Native Harvesting for the Inuit of Northern Québec. 1976-1980. James Bay and Northern Québec Native Harvesting Research Committee: Québec, Québec City.

Jehl, J. R., Jr. 1973. Studies of a declining population of Brown Pelicans in Northwestern Baja California. Condor 75:69-79.

Jensen, J., K. Adare and R. Shearer. (eds). 1997. Canadian Arctic Contaminants Assessment Report. Indian and Northern Affairs Canada, Ottawa. 460p.

Johnstone, R. M., G. S. Court, A. C. Fesser, D. M. Bradley, L. W. Oliphant and J. D. MacNeil. 1996. Long-term trends and sources of organochlorine contamination in Canadian Tundra Peregrine Falcons, *Falco peregrinus tundrius*. Environ. Pollut. 93:109-120.

Joshi, S. R. 1991. Radioactivity in the Great Lakes. Sci. Tot. Environ. 100:61-104.

Kearney, J. D. C. Cole and D. Haines. 1995. Draft Report on the Great Lakes Anglers Pilot Exposure Assessment Study. Great Lakes Health Effects Program, Health Canada, Ottawa.

Kim, H. T., K. S. Kim, J. S. Kim and W. B. Stone. 1985. Levels of polychlorinated biphenyls (PCBs), DDE, and Mirex in waterfowl collected in New York State, 1981-1982. Arch. Environ. Toxicol. 14:13-18.

Kim, K. S., M. J. Pastel, J. S. Kim and W. B. Stone. 1984. Levels of poly-chlorinated biphenyls, DDE and Mirex in waterfowl collected in New York State, 1979-1980. Arch. Environ. Contam. Toxicol. 13:373-381.

King, K. A., E. L. Flickinger and H. H. Hildebrand. 1977. The decline of Brown Pelicans on the Louisiana and Texas Gulf Coast. Southwest. Natural. 21:417-431. (Cited in Wiemeyer, 1996)

Kinloch, D., H. Kuhnlein and D. C. G. Muir. 1992. Inuit foods and diet: a preliminary assessment of benefits and risks. Sci. Tot. Environ. 122:247-278.

Klimkiewicz, K. and C. S. Robbins. 1978. Standard abbreviations for common names of birds. North American Bird Bander 3: 16-25.

Kuhnlein, H. V. 1991. Dietary Evaluation of Food, Nutrients and Contaminants in Fort

Good Hope and Colville Lake, Northwest Territories. Final Report to Medical Services Branch and National Health Research and Development Program - North 60°, Health and Welfare Canada. McGill University. 138p.

Legris, A. M. and H. Lévesque. 1991. Migratory Game Birds Harvested in Canada During the 1990 Hunting Season. Canadian Wildlife Service Progress Note 197. 40p.

Lemly, A. D. 1993. Guidelines for evaluating selenium data from aquatic monitoring and assessment studies. Environ. Monit. Assess. 28:83-100.

Lévesque, H. B. Collins and A. M. Legris. 1993. Migratory Game Birds Harvested in Canada During the 1991 Hunting Season. Canadian Wildlife Service Progress Note 204. 42p.

Liska, B. J., A. R. Stemp and W. J. Stadelman. 1967. Effect of method of cooking on chlorinated insecticide residue content in edible chicken tissue. Food Technology, 21:435-438.

Longcore, J. R., F. B. Samson and T. W. Whittendale, Jr. 1971. DDE thins eggshells and lowers reproductive success of captive Black Ducks. Bull. Environ. Contam. Toxicol. 6:485-490.

Macdonald, C. R., L. L. Ewing, B. T. Elkin and A. M. Wiewel. 1996. Regional variation in radionuclide concentrations and radiation dose in Caribou (*Rangifer tarandus*) in the Canadian Arctic; 1992-94. Sci. Tot. Environ. 182:53-73.

McGill, R, J. W. Tukey and W. A. Larsen. 1978. Variations of Box Plots. Amer. Statist. 32:12-16.

Mehrle, P. M., M. T. Finley, J. L. Ludke, F. L. Mayer and T. E. Kaiser. 1979. Bone development in Black Ducks as affected by dietary toxaphene. Pestic. Biochem. Physiol. 10:168-173.

Michigan DNR. 1993. Michigan Wildlife Contaminant Monitoring Program. 1992 Annual Report. Michigan Department of Natural Resources.

Michot, T. C., W. H. Benson and J. M. O'Neil. 1998. Trace element concentrations from Greater Scaup and other diving ducks wintering in Apalachee Bay, Florida, seagrass beds. Scaup Workshop, Jamestown, ND, 9-10 September 1998. (Abstract).

Moisey, J. M. and B. J. Wakeford. 1995. A Combined Method for the Determination of Polychlorinated Dibenzo-p-dioxins, Polychlorinated Dibenzofurans and Non-ortho Substituted Polychlorinated Biphenyls in Wildlife Tissue. Canadian Wildlife Service Technical Report Series 236, Ottawa. 32p.

Mullie, A., R. K. Ross and D. G. Dennis. 1996. Overview of Migrant Waterfowl Use of the Great Lakes Areas of Concern and Other Selected Coastal Sectors in Southern Ontario. Canadian Wildlife Service Technical Report Series No. 261. 144p.

Myklebust, I., S. Nybø, J. A. Kålås and H. C. Pedersen. 1993. Cadmium accumulation in Willow Ptarmigan (*Lagopus L. Lagopus*) and Rock Ptarmigan (*L. Mutus*) in central Norway. Sci. Tot. Environ. Supp:135-139.

Nebeker, A. V., W. L. Griffis, T. W. Stutzman, G. S. Schuytema, L. A. Carey and S. M. Scherer. 1992. Effects of aqueous and dietary exposure of dieldrin on survival, growth and bioconcentration in Mallard ducklings. Environ. Toxicol. Chem. 11:687-699.

Nin.da.waab.jig Research Centre. 1986. Wildmeat consumption survey; Walpole Island Indian Reserve, Walpole Island, Ontario. 13p.

Norstrom, R. J. and M. Simon. 1991. Methods 5: Determination of specific poly-chlorinated dibenzo-*p*-dioxins and dibenzofurans in biological matrices by gel-permeation-carbon chromatography and gas chromatography-mass spectrometry. In: Environmental Carcinogens. Methods of Analysis and Exposure Measurement. Volume 11, Polychlorinated Dioxins and Dibenzofurans. *Edited by:* C. Rappe, H. R. Buser, B. Dodet and I. K. O'Neill. World Health Organization. International Association for Research on Cancer Scientific Publications No. 108, pp 281-297.

Norstrom, R. J., M. Simon, D. C. G. Muir and R. E. Schweinsburg. 1988. Organochlorine contaminants in arctic marine food chains: identification, geographical distribution, and temporal trends in polar bears. Environ. Sci. and Technol. 22:1063-1071.

Norstrom, R. J. and H. T. Won. 1985. Long-term preservation of egg and tissue homogenates for determination of organochlorine compounds: freezing versus freeze-drying. J. Assoc. Off. Anal. Chem. 68:130-135.

NRCC. 1978. Effects of Arsenic in the Canadian Environment. National Research Council of Canada, Pub. No. NRCC 15391. Ottawa. 363p.

Ohlendorf, H. M., R. L. Hothem, C. M. Bunck and K. C. Marois. 1990. Bioaccumulation of selenium in birds at Kesterson Reservoir, California. Arch. Environ. Contam. Toxicol. 19:495-507.

OMOEE. 1997. Guide to Eating Ontario Sport Fish 1997 - 1998. Ontario Ministry of Environment and Energy. Toronto. 188p.

OMOE and OMNR. 1986. Guide to Eating Ontario Sport Fish 1986. Ontario Ministry of the Environment and Ontario Ministry of Natural Resources. Toronto. 280p.

Peakall, D. B. and A. P. Gilman. 1979. Limitations of expressing organochlorine levels in eggs on a lipid-weight basis. Bull. Environ. Contam. Toxicol. 23:287-290.

Peakall, D. B. and M. L. Peakall. 1973. Effects of a polychlorinated biphenyl on the reproduction of artificially and naturally incubated dove eggs. J. Appl. Ecol. 10:863-868.

Pearce, P. A. and J. C. Baird. 1970. DDT closes New Brunswick woodcock season. Canadian Field-Naturalist 85:82.

Pearce, P. A., I. M. Price and L. M. Reynolds. 1976. Mercury in waterfowl from eastern Canada. J. of Wildl. Manage. 40:694-703.

Peterson, S. R. and R. S. Ellarson. 1976. Total mercury residues in livers and eggs of Oldsquaws. J. Wildl. Manage. 40:704-709.

P. Lane and Associates. 1986. Risks to Migratory Birds: Industrial Point Sources of Toxic Chemicals in Atlantic Canada. Prepared for Canadian Wildlife Service, Atlantic Region, Sackville NB.

P. Lane and Associates. 1991. Sources and Releases of Toxic Substances in the Atlantic Region, Final Report. Prepared for the Conservation and Protection Service, Environment Canada, Dartmouth, NS.

Platenow, N. S., L. H. Karstad and P. W. Saschenbrecker. 1973. Tissue distribution of polychlorinated biphenyls (Aroclor 1254) in cockerels; relation to the duration of exposure and observations on pathology. Can. J. Comp. Med. 37:90-95.

Porter, P. S., R. C. Ward and H. F. Bell. 1988. The detection limit. Environ. Sci. Technol. 22:856-861.

Potter, C. M., I. L. Brisbin, Jr., S. G. McDowell and F. W. Whicker. 1989. Distribution of ^{137}Cs in the American Coot (*Fulica americana*). J. Environ. Radioactivity 9:105-115.

Prevett, J. P., H. G. Lumsden and F. C. Johnson. 1983. Waterfowl kill by Cree hunters of the Hudson Bay Lowland, Ontario. Arctic 36:185-192.

Prouty, R. M. and C. M. Bunck. 1986. Organochlorine residues in adult Mallard and Black Duck wings. 1981-82. Environ. Monitor. Assess. 6:49-57.

Receveur, O., M. Boulay, C. Mills, W. Carpenter and H. V. Kuhnlein. 1996. Variance in Food Use in Dene/Métis Communities. Centre for Indigenous Peoples' Nutrition and Environment (CINE), McGill University, Montreal. 198 + 38p.

Ritchey, S. J., R. W. Young and E. O. Essary. 1967. The effects of cooking on chlorinated hydrocarbon pesticide residues in chicken tissue. J. Food Sci. 32:238-240.

Ritchey, S. J., R. W. Young and E. O. Essary. 1969. Cooking methods and heating effects on DDT in chicken tissues. J. Food Sci. 34:569-571.

Robbins, C. S., B. Bruun and H. S. Zim. 1983. Birds of North America. Rev. ed. Golden Press, New York. 360p.

Rodrigue, J., J-L. Desgranges and R. Titman. 1992. Use of Peking Ducks (*Anas platyrhynchus*) as a bioindicator of contamination by bioaccumulative substances in the natural environment (St. Lawrence River, Canada). In: Proc. VIth Int. Conf. Bioindicatores Deteriorisation Regionis. *Edited by*: Boháč, J. Institute of Landscape Ecology CAS, České Budějovice, Czechoslovakia. pp. 278-285.

Rodrigue, J., J-L. Desgranges and R. Titman. 1994. Utilisation de Canards Domestiques pour la Surveillance des Contaminants dans Le Fleuve Saint-Laurent. Série de rapports techniques No. 192, Service Canadien de la Faune, Région du Québec. ix + 86p.

SAS Institute. 1988. SAS/STAT User's Guide Release 6.03 Edition. SAS Institute, Cary, NC.

Scheuhammer, A. M. and P. J. Blancher. 1994. Potential risk to Common Loons (*Gavia immer*) from methylmercury exposure in acidified lakes. Hydrobiologia 279/280:445-455.

Scheuhammer, A. M., J. A. Perrault, E. Routhier, B. M. Braune and G. D. Campbell., 1998. Elevated lead concentrations in edible portions of game birds harvested with lead shot. Environ. Pollut. 102:251-257.

Scheuhammer, A. M., A. H. K. Wong and D. Bond. 1998. Mercury and selenium accumulation in Common Loons (*Gavia immer*) and Common Mergansers (*Mergus merganser*) from eastern Canada. Environ. Toxicol. And Chem. 17:197-201.

Schmitt, C. J. and C. M. Bunck. 1995. Persistent environmental contaminants in fish and wildlife. In: Our Living Resources: A Report to the Nation on the Distribution, Abundance and Health of U.S. Plants, Animals and Ecosystems. *Edited by*: E. T. Laroe, G. S. Farris, C. E. Puckett, P. D. Doran and M. J. Mac. U.S. Department of the Interior, National Biological Service, Washington, DC. pp 413-416.

Schwartz, T. R. and D. L. Stalling. 1991. Chemometric comparison of polychlorinated biphenyl residues and toxicologically active polychlorinated biphenyl congeners in the eggs of Forster's Terns (*Sterna fosteri*). Arch. Environ. Contam. Toxicol. 20:183-199.

Sibley, C. G. and B. L. Monroe, Jr. 1990. Distribution and Taxonomy of Birds of the World. Yale University Press, New Haven and London. 1111 p.

Silver, T. M. and T. D. Nudds. 1995. Influence of low-level cadmium and reduced calcium intake on tissue Cd concentrations and behaviour of American Black Ducks. Environ. Pollut. 90:153-161.

Skinner, L. C. 1992. Chemical Contaminants in Wildlife from the Mohawk Nation at Akwesasne and the Vicinity of the General Motors Corporation / Central Foundry Division, Massena, New York Plant. Tech. Rep. 92-4. Division of Fish and Wildlife, New York State Department of Environmental Conservation. Albany, NY. 113p.

Smith, V. E., J. M. Spurr, J. C. Filkins and J. J. Jones. 1985. Organochlorine contaminants of wintering ducks foraging on Detroit River sediments. J. Great Lakes Res. 11:231-246.

Smoczynski, S. and R. Amarowicz. 1986. Effect of cooking on gamma-HCH, DDE, DDD and DDT levels in duck muscle fat. Acta Alimentaria Polonica, 12:21-27.

Sokal, R. R. and F. J. Rohlf. 1981. Biometry: The Principles and Practice of Statistics in

Biological Research. 2nd ed. W. H. Freeman and Company, New York, New York. 859p.

Stanley, T. R., J. W. Spann, G. J. Smith and R. Roscoe. 1994. Main and interactive effects of Arsenic and Selenium on Mallard reproduction and duckling growth and survival. Arch. Environ. Contam. Toxicol. 26:444-451.

Taylor, H. W., J. Svoboda, G. H. R. Henry and R. W. Wein. 1988. Post Chernobyl ^{134}Cs and ^{137}Cs levels at some localities in northern Canada. Arctic 41:293-296.

Thomas, D. J., B. Tracey, H. Marshall and R. J. Norstrom. 1992. Arctic terrestrial ecosystem contamination. Sci. Tot. Environ. 122:135-164.

Thompson, D. R. 1996. Mercury in birds and terrestrial mammals. In: Environmental Contaminants in Wildlife: Interpreting Tissue Concentrations. *Edited by*: W.N. Beyer, G.H. Heinz and A.W. Redmon-Norwood. SETAC Special Publication Series, CRC Press Inc, Boca Raton, USA. pp. 341-356.

Tilling, L., J. Kiro and E. Fox. 1994. Sigmaplot Scientific Graphing Software v2.01 Users Manual. Jandel Corp., San Rafael, CA.

Tobias, T. N. and J. J. Kay. 1993. The bush harvest in Pinehouse, Saskatchewan. Arctic 47:207-221.

Turle, R. and B. Collins. 1992. Validation of the use of pooled samples for monitoring of contaminants in wildlife. Chemosphere 25:463-469.

Turle, R. and R. J. Norstrom. 1987. The CWS Guideline to Practical Quality Assurance for Contracted Chemical Analysis. Canadian Wildlife Service Technical Report Series No. 21, Ottawa. 25p.

USEPA. 1995. Great Lakes Water Quality Initiative Criteria Documents for the Protection of Wildlife. EPA-820-B-95-008. US Environmental Protection Agency, Office of Science and Technology, Washington DC.

USFDA. 1979. Polychlorinated biphenyls (PCBs): reduction of tolerances. Fed. Reg. 49(Jun):38330-38340.

USFDA. 1981. FDA Compliance Program Guidance Manual. Section 7304.004 - Pesticides and Industrial Chemicals in Domestic Foods Program (F82). U. S. Food and Drug Administration, Washington D.C.

Usher, P. J., M. Bailie, M. Demmer, D. Nakashima, M. G. Stevenson and M. Stiles. 1995. Communicating About Contaminants in Country Food: the Experience in Aboriginal Communities. Inuit Tapirisat of Canada. Ottawa. 238p.

Vermeer, K., F. A. J. Armstrong and D. R. M. Hatch. 1973. Mercury in aquatic birds at Clay Lake, western Ontario. J. Wildl. Manage. 37:58-61.

Vermeer, K. and D. B. Peakall. 1979. Trace metals in sea ducks of the Fraser River delta intertidal area, British Columbia. Mar. Pollut. Bull. 10:193-197.

Vermeer, K. and J. A. J. Thompson. 1992. Arsenic and copper residues in waterbirds and their food down inlet from the Island Copper Mill. Bull. Environ. Contam. Toxicol. 48:733-738.

Wakeford, B. and R. Turle. 1997. In-house reference materials as a means to quality assurance: the Canadian Wildlife Service experience. In: Reference Materials for Environmental Analysis. *Edited by*: R. E. Clement, L. H. Keith and K. W. M. Siu. CRC Press , Boca Raton, FL. pp 205-231.

Wein, E. E. and M. M. R. Freeman. 1995. Frequency of traditional food use by three Yukon First Nations living in four communities. Arctic 48(2):161-171.

Wein, E. E., J. Henderson Sabry and F. T. Evers. 1991. Food consumption patterns and use of country foods by Native Canadians near Wood Buffalo National Park, Canada. Arctic 44(3):196-205.

Weseloh, D. V., P. Hamr and C. A. Bishop. 1995. Organochlorine contaminant levels in waterbird species from Hamilton Harbour, Lake Ontario: an IJC area of concern. J. Great Lakes Res. 21:121-137.

Weseloh, D. V., J. Struger and C. Hebert. 1994. White Pekin Ducks (*Anas platyrhynchos)* as monitors of organochlorine and metal contamination in the great lakes. J. Great Lakes Res. 20:277-288.

White, D. H. 1979. Nationwide residues of organochlorine compounds in wings of adult Mallards and Black Ducks, 1976-77. Pestic. Monit. J. 13:12-16.

White, D. H. and M. T. Finley. 1978. Uptake and retention of dietary cadmium in Mallard ducks. Environ. Res. 17:53-59.

White, D. H. and R. G. Heath, 1976. Nationwide residues of organochlorines in wings of

adult Mallards and Black Ducks, 1972-73. Pestic. Monit. J. 9:176-185.

White, D. H. and T. E. Kaiser. 1976. Residues of organochlorines and heavy metals in Ruddy Ducks from the Delaware River, 1973. Pestic. Monit. J. 9:155-156.

White, D. H. and J. T. Seginak, 1994. Dioxins and furans linked to reproductive impairment in Wood Ducks. J. Wildl. Manage. 58:100-106.

Whitehead, P. E., J. E. Elliott, R. J. Norstrom and K. Vermeer.1990. PCDD and PCDF contamination of waterfowl in the Strait of Georgia, British Columbia, Canada: 1989-1990. Organohalogen Compounds 1:459-462.

Wiemeyer, S. N. 1996. Other Organochlorine Pesticides in Birds. In: Environmental Contaminants in Wildlife: Interpreting Tissue Concentrations. *Edited by*: W.N. Beyer, G.H. Heinz and A.W. Redmon-Norwood. SETAC Special Publication Series, CRC Press Inc, Boca Raton, USA. pp. 99-115.

Wong, M. P. 1985. Chemical Residues in Fish and Wildlife Harvested in Northern Canada. Environmental Studies No. 46. Indian and Northern Affairs Canada. Ottawa.

Zhu, J. and R. J. Norstrom. 1993. Identification of polychlorocamphenes (PCCs) in the Polar Bear (*Ursus maritimus*) food chain. Chemosphere 27:1923-1936.

Appendix A - Figures

	Notes on data presentation and figure legends	A-ii
1	National regions and sampling locations	A-1
2	Breeding season diets of bird groups	A-2
3	Percent detectable and percent quantifiable organochlorines in waterfowl and gamebirds	A-3
4	Chlordane residues as %ΣCHL pectoral muscle of waterfowl and gamebirds	A-4
5	PCB homologs as %ΣPCB in pectoral muscle of waterfowl and gamebirds	A-5
6	East-West comparison of residue levels in sea ducks	A-6
7	North-South comparison of residue level in sea ducks	A-8
8	Regional (NW, NE, SW, SE) comparisons in sea ducks	A-10
9	Levels of organochlorines in pectoral muscle among trophic groups	A-12
10	ΣPCB in pectoral muscle of Canadian waterfowl and gamebirds	A-15
11	DDE in pectoral muscle of Canadian waterfowl and gamebirds	A-18
12	ΣCHL in pectoral muscle of Canadian waterfowl and gamebirds	A-21
13	ΣMirex in pectoral muscle of Canadian waterfowl and gamebirds	A-24
14	Dieldrin in pectoral muscle of Canadian waterfowl and gamebirds	A-27
15	HCB in pectoral muscle of Canadian waterfowl and gamebirds	A-30
16	Cadmium in Arctic upland gamebirds and sea ducks	A-33
17	Levels of metals in pectoral muscle among trophic groups	A-34
18	Mercury in pectoral muscle of Canadian waterfowl and gamebirds	A-35
19	Selenium in pectoral muscle of Canadian waterfowl and gamebirds	A-38
20	Levels of selenium and mercury in waterfowl liver	A-41

Notes on Data Presentation and Figure Legends

Box and Whisker Plot Structure



- outlier data points
- 90th percentile
- 75th percentile
- 50th percentile (Median)
- 25th percentile
- 10th percentile
- outlier data point

Values Below Detection Limit

% Quantifiable refers to % of values ≥0.001 $mg \cdot kg^{-1}$.
% Detect refers to % of values ≥0.0001 $mg \cdot kg^{-1}$ and includes trace values.

For purposes of data illustration the actual values were used for trace organochlorine values (<0.001 and >0.0001 $mg \cdot kg^{-1}$). Non-detects (<0.0001 $mg \cdot kg^{-1}$) were set to 0.0.

Metals values were plotted only where there was greater than 65% detection. Values below the detection limits were set to one half the detection limit.

Sample Sizes

The numbers under the box plots (Fig 6-20) refer to sample sizes (i.e - the number of pools) for the given group.

Breeding Season Diets (Fig 2)

This figure is based on information in Ehrlich *et al.*, 1988

Acronyms and Abbreviations Used on Axes

Trophic Groups (Fig 3, 9, 17)

IN - Insectivores	BR - Terrestrial Browsers	GR - Geese & Swans
DD - Dabbling Ducks	BD - Bay Ducks	SD - Sea Ducks
ME - Mergansers	LN - Loons	TOT - all groups

(See Table 2 - Species List for a list of the species in each group)

Upland gamebirds refers to the Insectivore and Terrestrial browser Groups combined, all other groups in the figures are as those in Table 2. Individual Species acronyms are defined in Table 2. OTHER refers to all other species in the relevant group therefore for:

Upland gamebirds - OTHER refers to RUGR, STGR and PTAR
Geese & Swans - OTHER refers to ATBR, BLBR, GWFG and WHSW
Bay Ducks - OTHER refers to CANV & REDH
Mergansers & Loons - OTHER refers to PALO, RTLO & YBLO

Chlordane Residues (Fig 4)

c-chl - *cis*-chlordane	o-chl - oxychlordane
t-chl - *trans*-chlordane	c-non - *cis*-nonochlor
t-non - *trans*-nonochlor	he - heptachlor epoxide

PCB Congener Groups (Fig 5)

tri-cb - Trichlorobiphenyls (PCB 28, 31)
tetra-cb - Tetrachlorbiphenyls (PCB 42, 44, 47, 49, 52, 60, 64, 66/95, 70, 74)
(Although PCB 95 is a pentachlorobiphenyl it co-elutes with and cannot be distinguished from PCB 66)
penta-cb - Pentachlorobiphenyls (PCB 87, 97, 99, 101, 105, 110, 118)
hexa-cb - Hexachlorobiphenyls (PCB 128, 129, 137, 138, 141, 146, 149, 151, 153, 58)
hepta -cb - Heptachlorobiphenyls (PCB 170/190, 171, 172, 174, 180, 182/187, 183, 185)
octa-cb - Octachlorobiphenyls (PCB 194, 195, 200, 201, 203)
nona-cb - Nonachlorobiphenyls (PCB 206)

Geographical Comparisons (Fig 6 - 8)

Eastern Canada (Fig 6) - Newfoundland and Labrador, Nova Scotia, New Brunswick, Prince Edward Island, Québec, Ontario and that part of the Northwest Territories east of

95°W. (Regions 1-7 & 10 from Table 1)

Western Canada (Fig 6) - Manitoba, Saskatchewan, Alberta, British Columbia, Yukon and that part of the Northwest Territories west of 95°W. (Regions 8, 9 & 11 from Table 1)

Northern Canada (Fig 7) - The Northwest Territories, that part of Québec and Labrador north of 55°N, and the Yukon except for the Liard River watershed and the Pacific watershed (but including the Porcupine River watershed). (Regions 10 & 11 from Table 1)

Southern Canada (Fig 7) - Newfoundland, Nova Scotia, New Brunswick, Prince Edward Island, Ontario, Manitoba, Saskatchewan, Alberta, British Columbia, that part of theYukon in the Liard River and Pacific watersheds (except for the Porcupine River watershed) and that part of Québec and Labrador south of 55°N. (Regions 1- 9 from Table 1).

Northeastern Canada (Fig 8) - The Northwest Territories east of 95°W and that part of Québec and Labrador north of 55°N. (Region 10 from Table 1) .

Northwestern Canada (Fig 8) - The Northwest Territories west of 95°W and the Yukon except for the Liard River watershed and the Pacific watershed (but including the Porcupine River watershed). (Region 11 from Table 1).

Southeastern Canada (Fig 8) - Newfoundland, Nova Scotia, New Brunswick, Prince Edward Island, Ontario and that part of Québec and Labrador south of 55°N. (Regions 1-7 from Table 1).

Southwestern Canada (Fig 8) - Manitoba, Saskatchewan, Alberta, British Columbia, that part of theYukon in the Liard River and Pacific watersheds (except for the Porcupine River watershed). (Regions 8 & 9 from Table 1).

Arctic (Fig 16) - For this graph Arctic refers to the Northwest Territories, all of the Yukon and that part of Québec and Labrador north of 55°N. (Regions 10, 11 and those parts of the Yukon in regions 8 & 9 from Table 1).

Species Acronyms (Fig 10 - 16, 18 - 20)

See Table 2 - Species List for a list of all the species and their acronyms.

Figure 1: National regions and sampling locations (see Table 1 for location and region descriptions

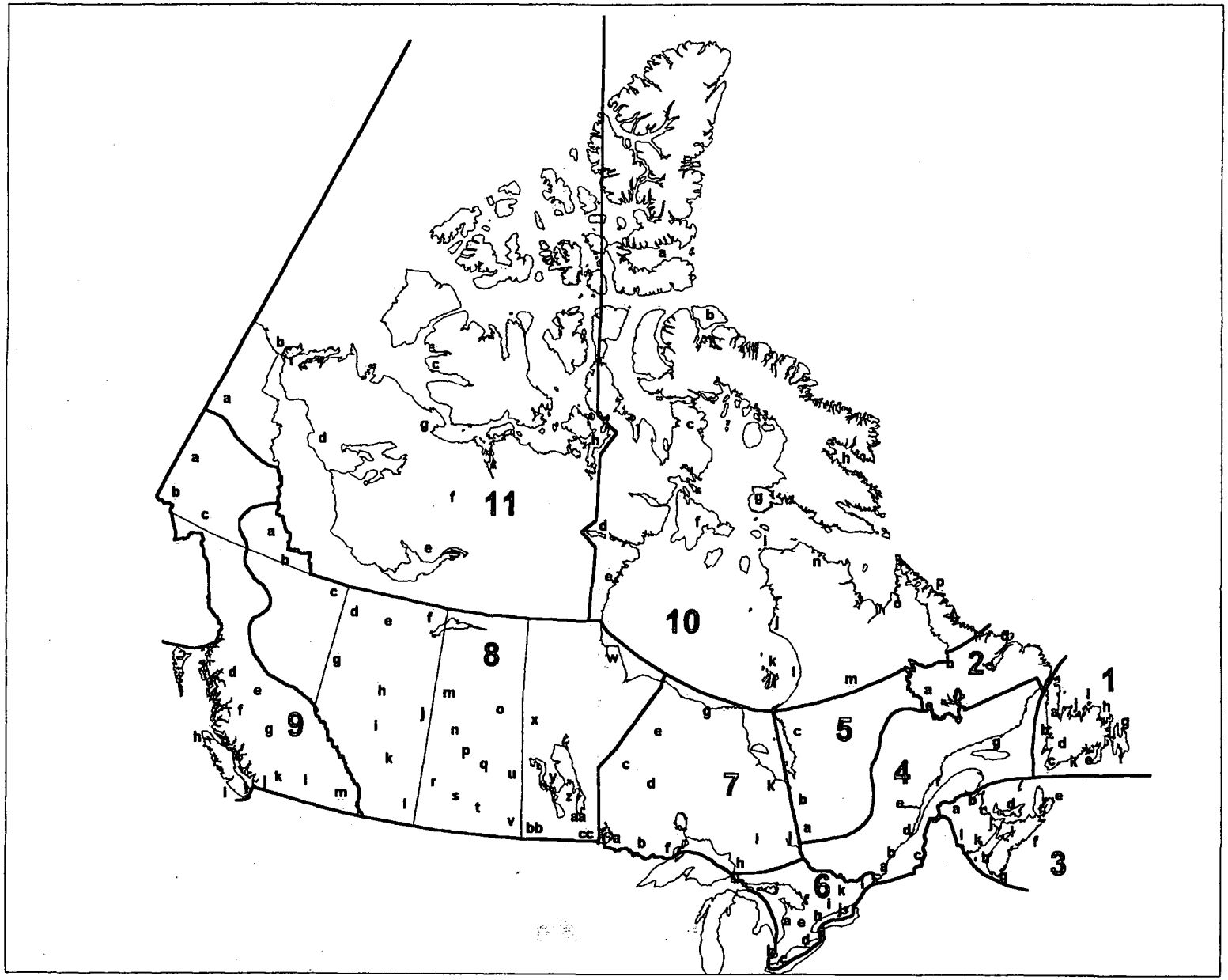

Figure 2: Breeding season diets of bird groups.

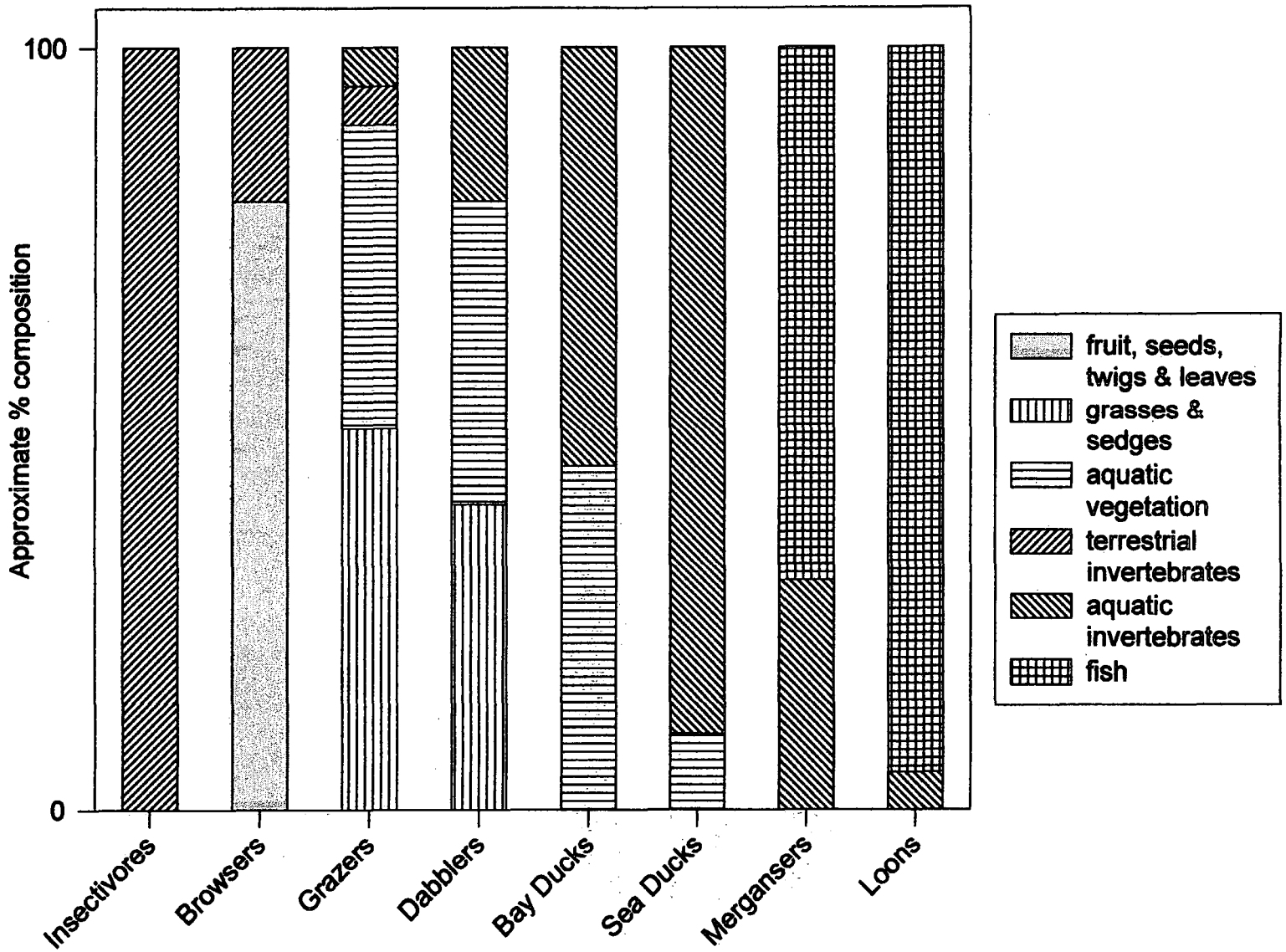

Figure 3: Percent detectable (hatched bars) and percent quantifiable (white bars) organochlorines in waterfowl and gamebirds.

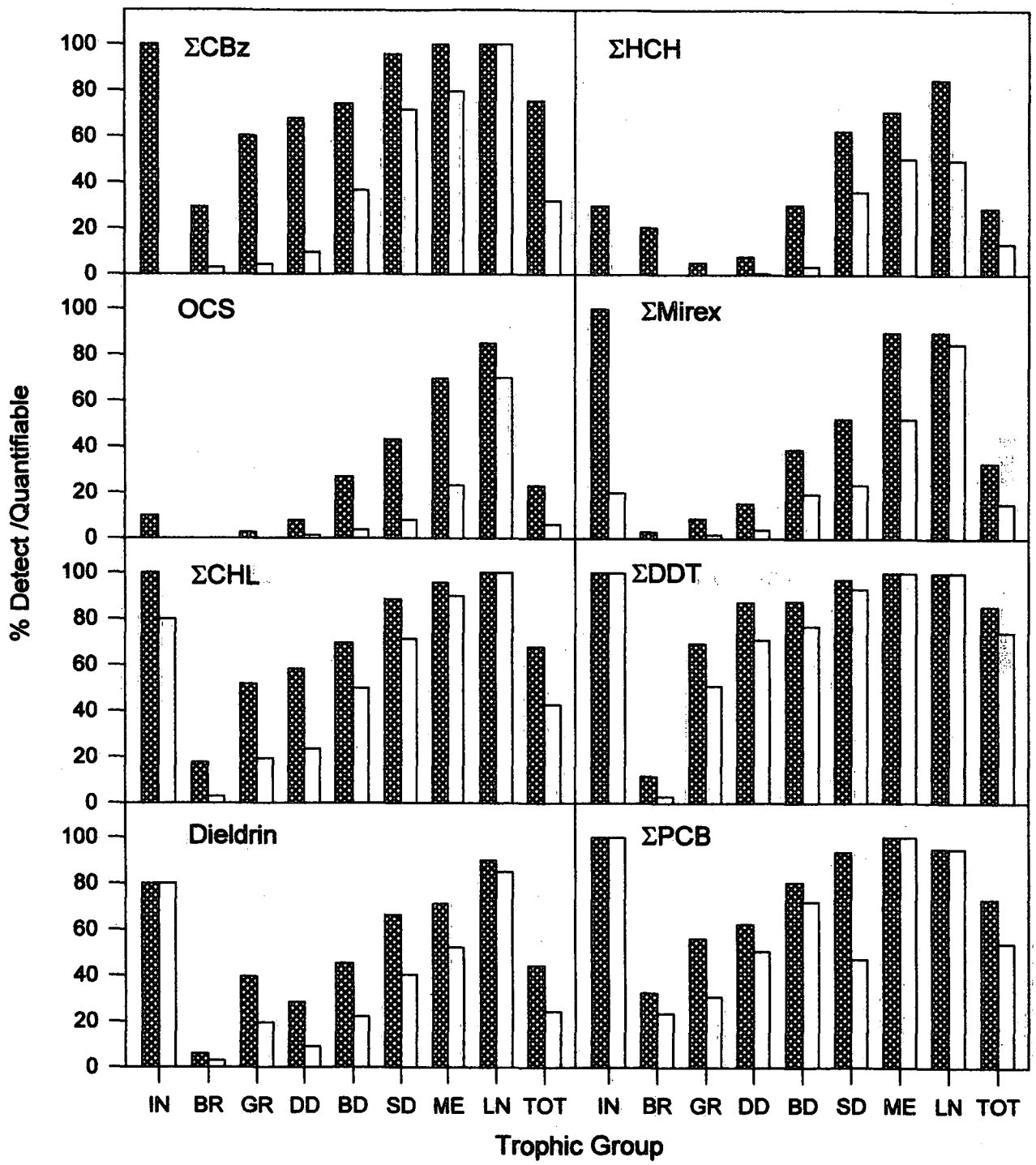

Figure 4: Chlordane residues as % ΣCHL in pectoral muscle of waterfowl and gamebirds.

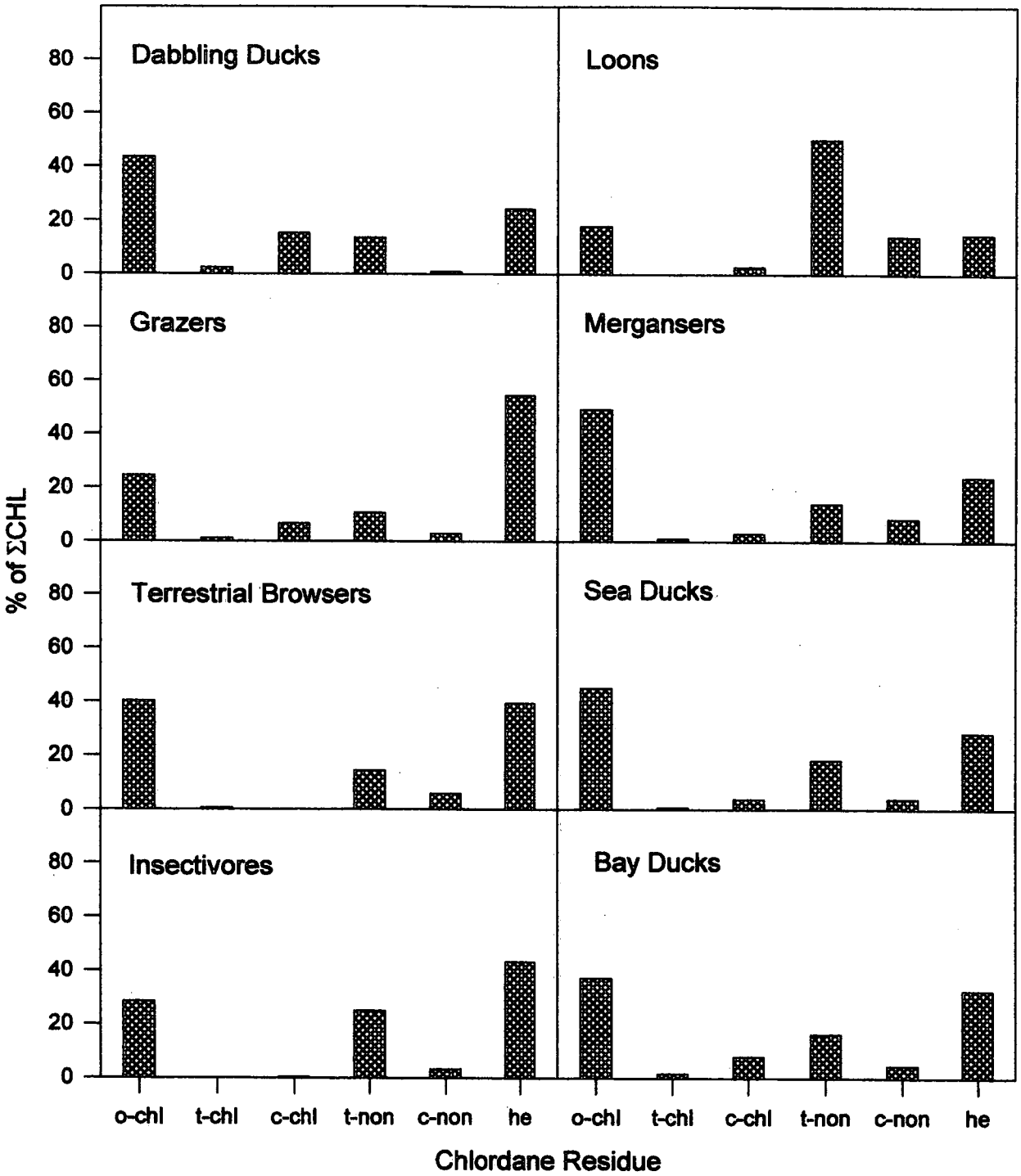

Figure 5: PCB homologs as % ΣPCB in pectoral muscle of waterfowl and gamebirds.

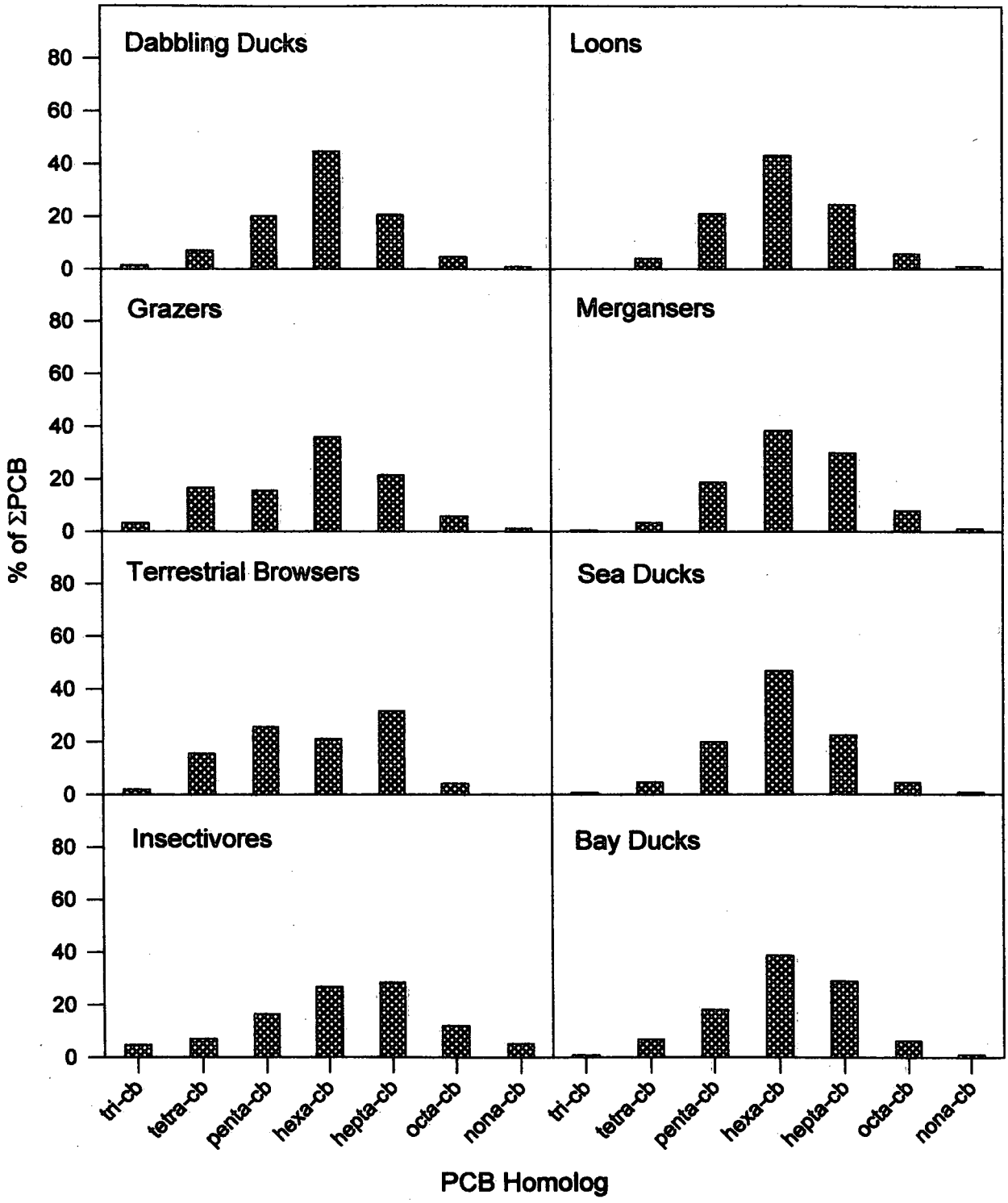

Figure 6: Comparison of residue levels in pectoral muscle of sea ducks from eastern vs western Canada.

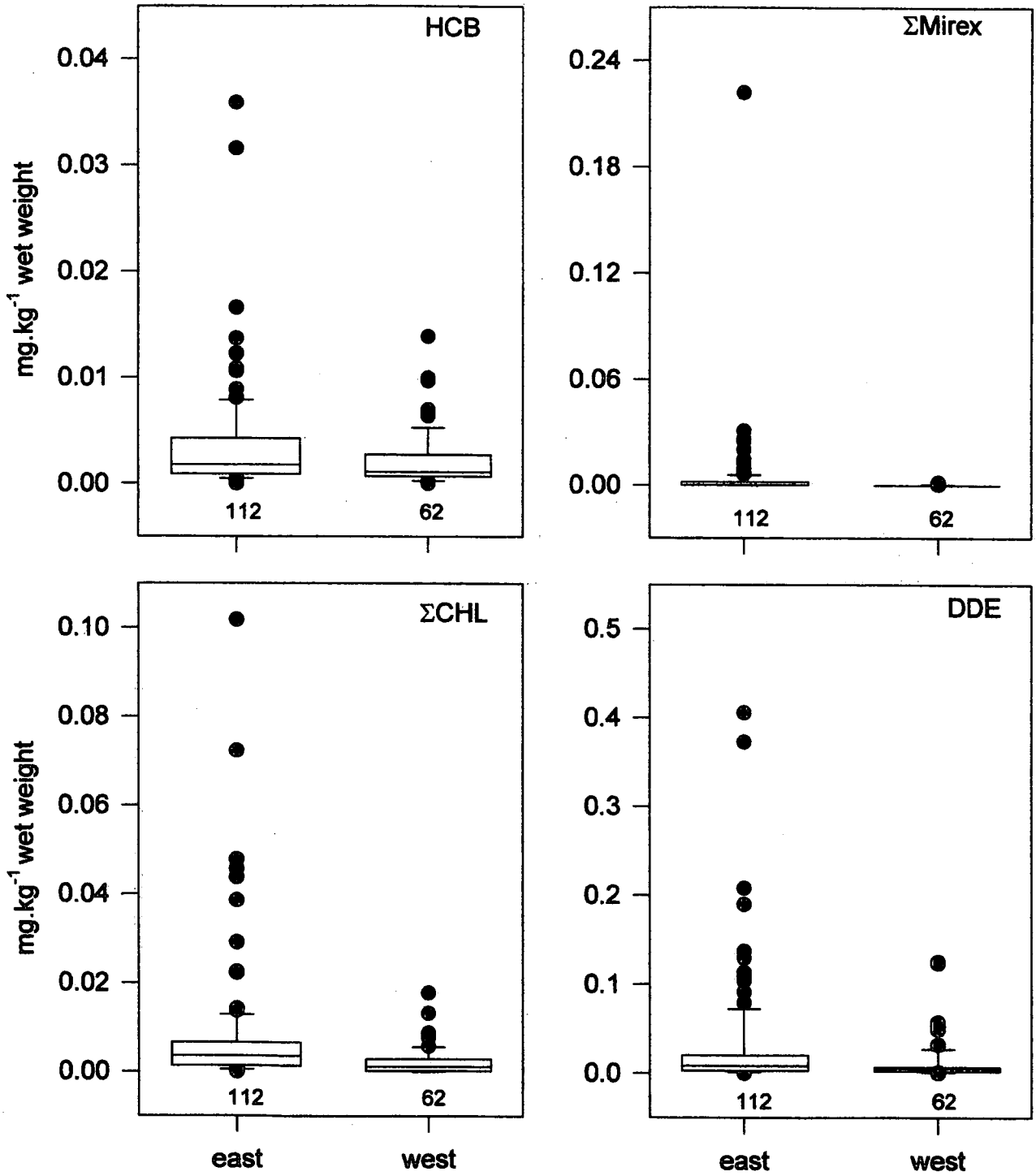

Figure 6 cont'd: Comparison of residue levels in pectoral muscle of sea ducks from eastern vs western Canada.

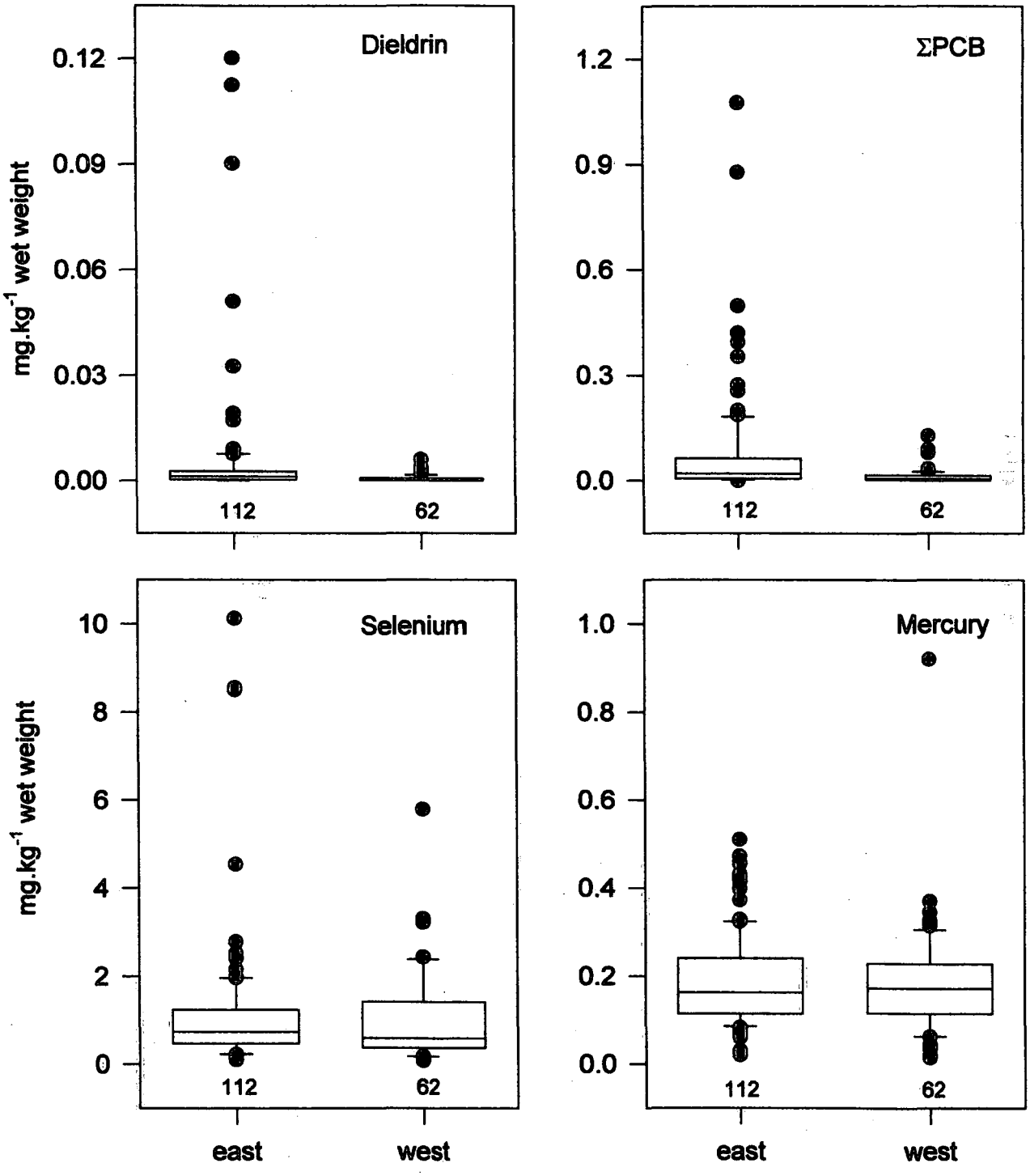

Figure 7: Comparison of residue levels in pectoral muscle of sea ducks from northern vs southern Canada.

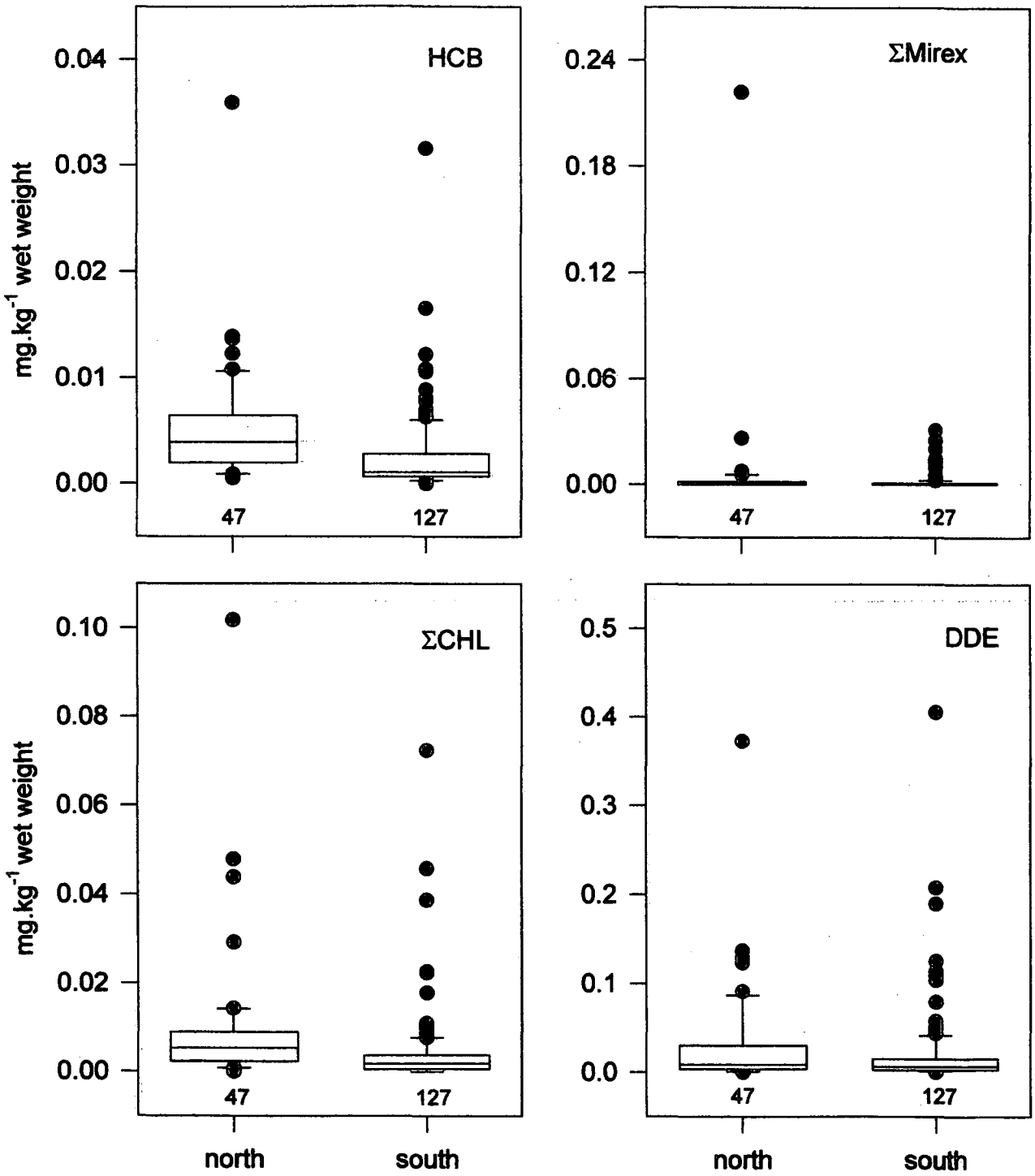

Figure 7 cont'd: Comparison of residue levels in pectoral muscle of sea ducks from northern vs southern Canada.

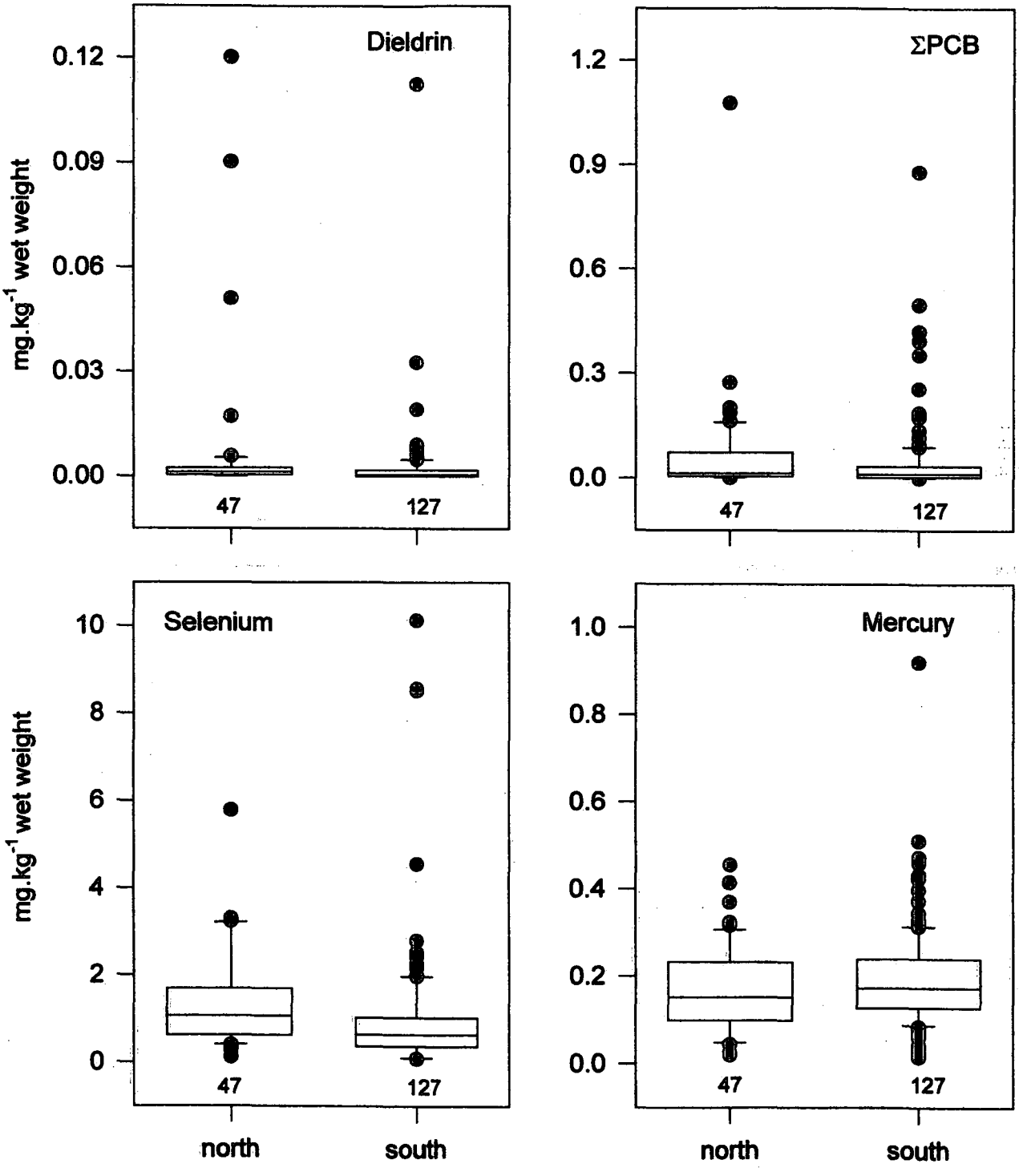

Figure 8: Comparison of residue levels in pectoral muscle of sea ducks from northeastern (NE), northwestern (NW), southeastern (SE), and southwestern (SW) Canada.

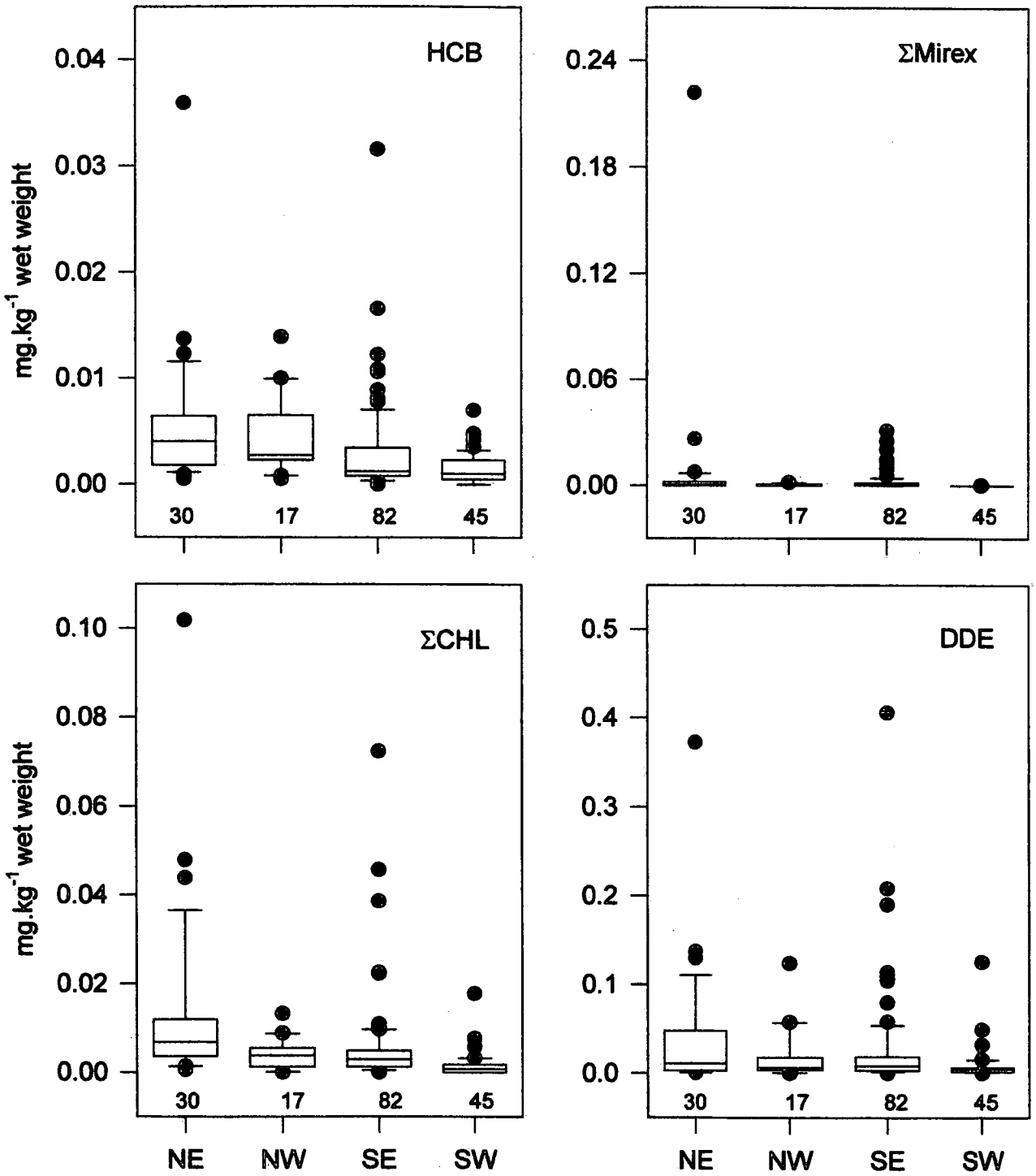

Figure 8 cont'd: Comparison of residue levels in pectoral muscle of sea ducks from northeastern (NE), northwestern (NW), southeastern (SE), and southwestern (SW) Canada.

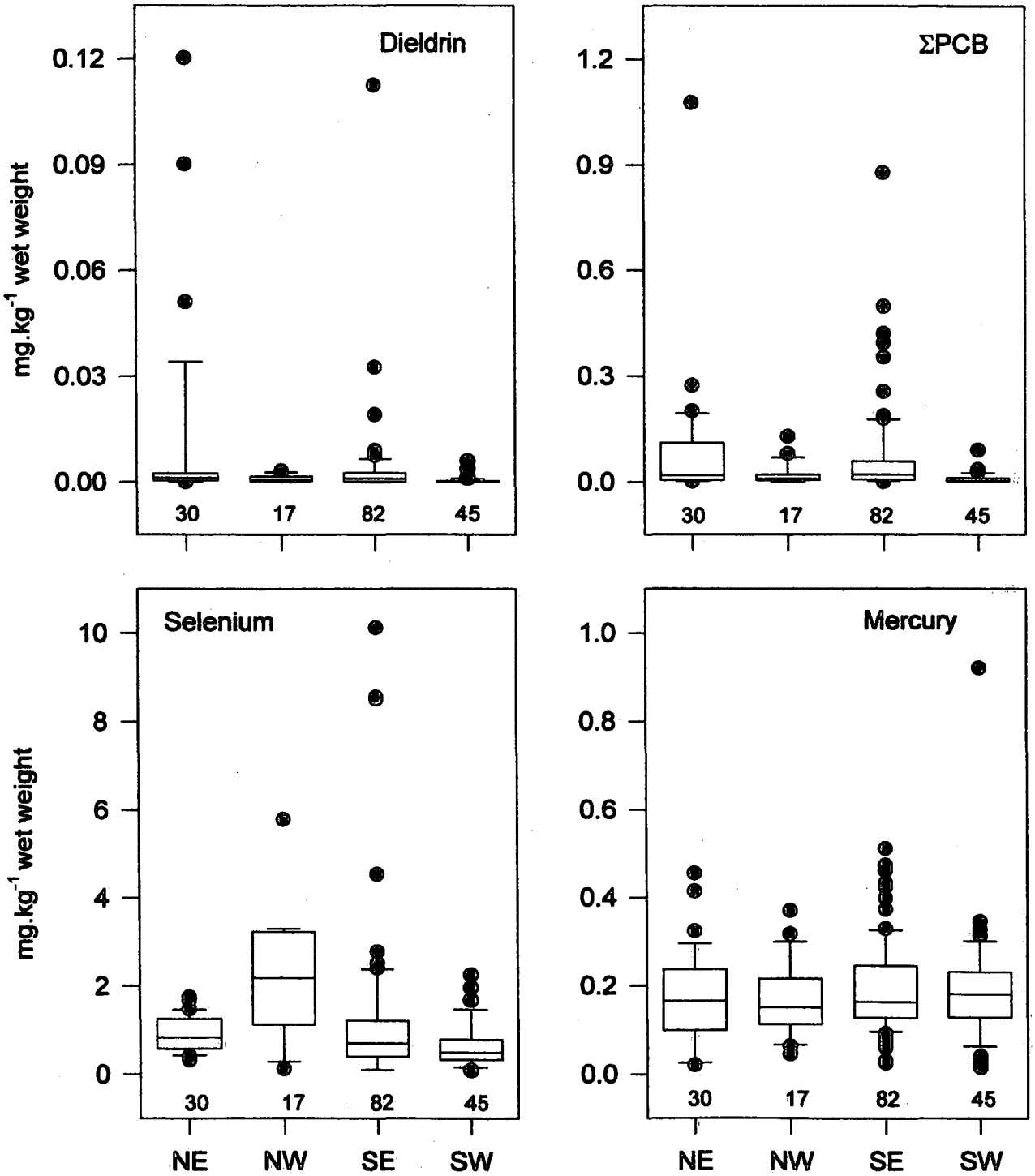

Figure 9: Levels of organochlorines in pectoral muscle among trophic groups [a - HCB, b - ΣMirex, c - ΣCHL, d - DDE, e - Dieldrin, f - ΣPCB] (numbers under plots are sample sizes).

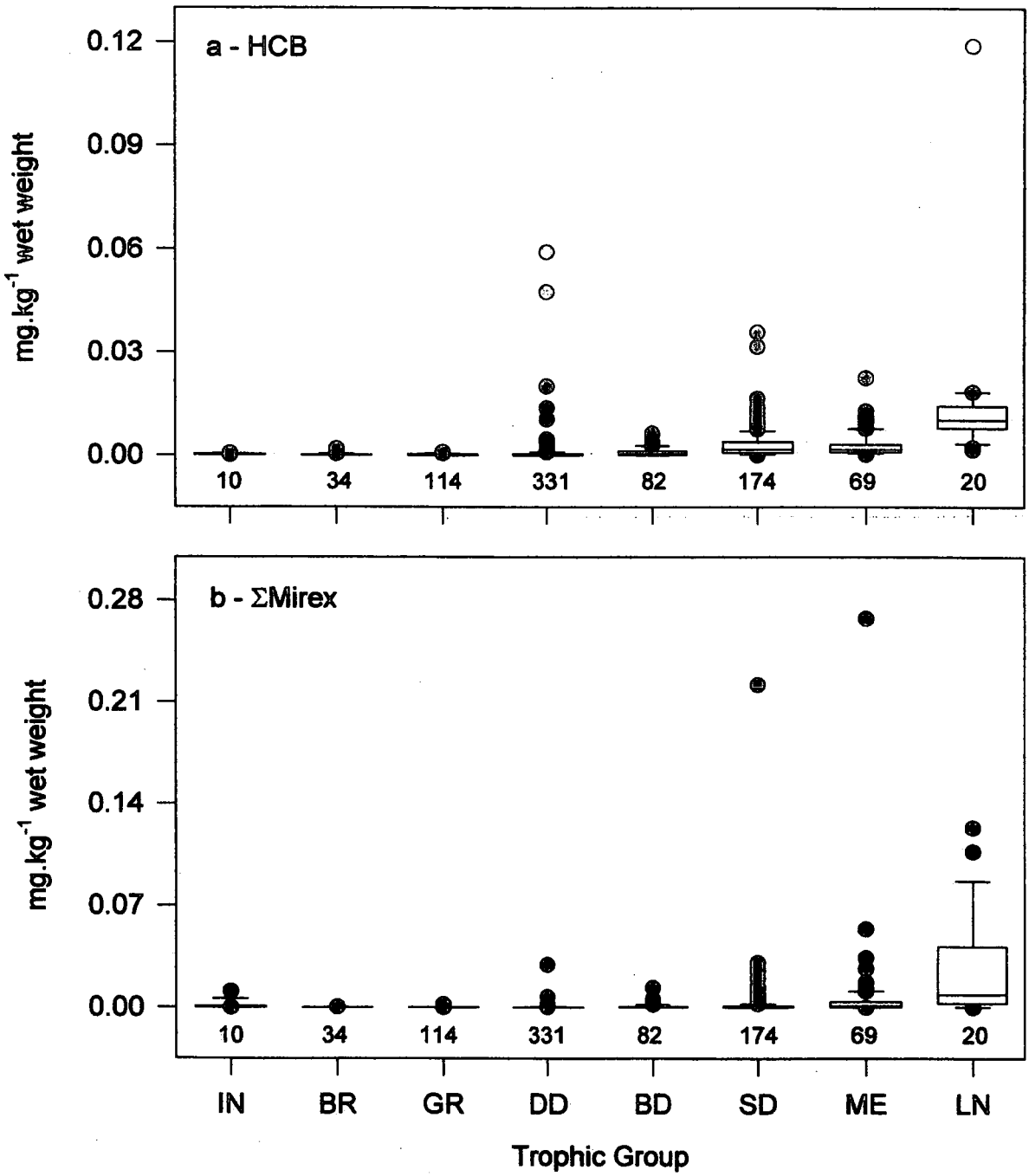

Figure 9 cont'd: Levels of organochlorines in pectoral muscle among trophic groups.

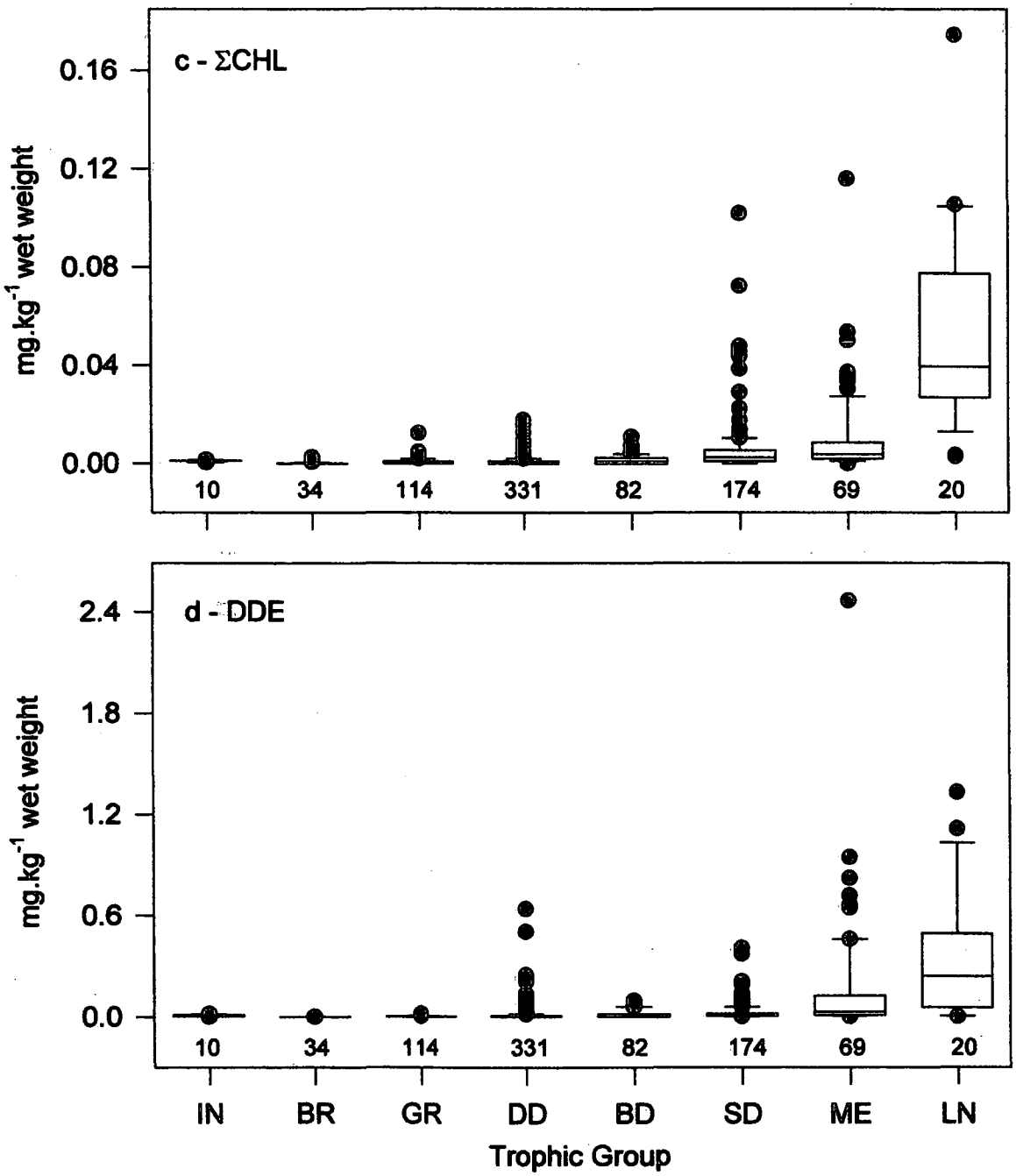

Figure 9 cont'd: Levels of organochlorines in pectoral muscle among trophic groups.

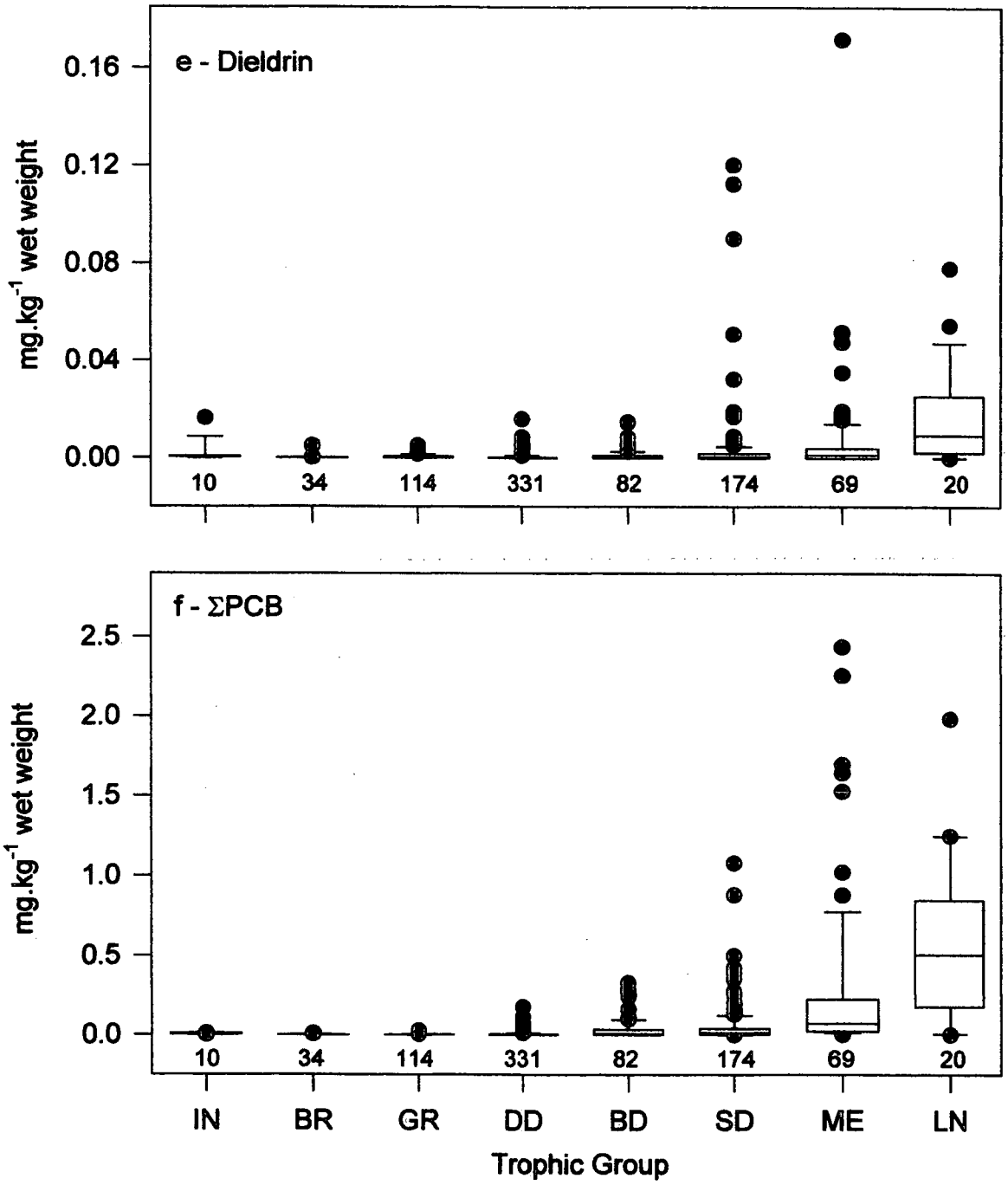

Figure 10: ΣPCB in pectoral muscle of Canadian waterfowl and gamebirds. [a - Upland Gamebirds, b - Geese & Swans, c - Dabbling Ducks, d - Sea Ducks, e - Bay Ducks, f - Mergansers & Loons].

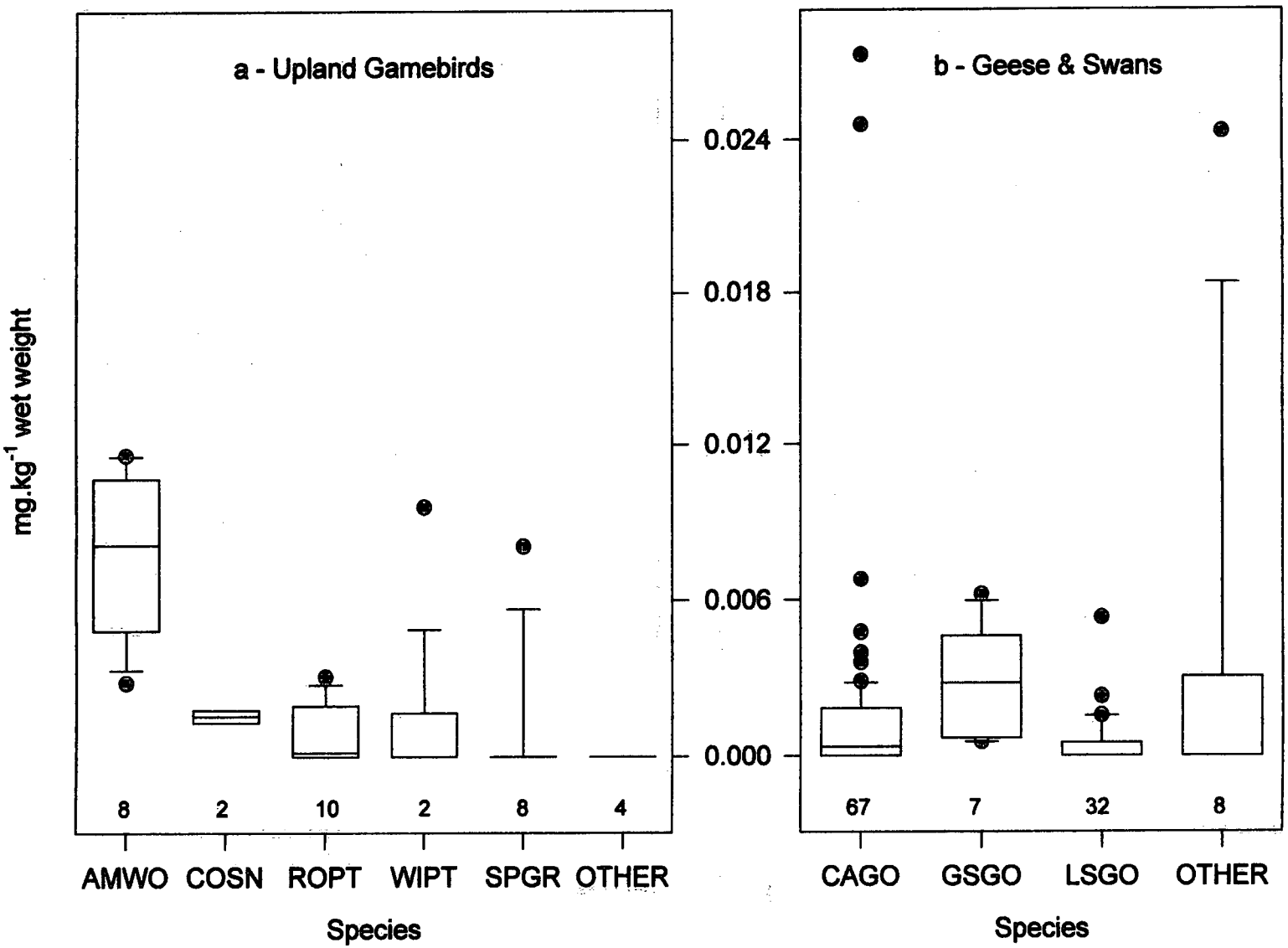

Figure 10 cont'd: ΣPCB in pectoral muscle of Canadian waterfowl and gamebirds.

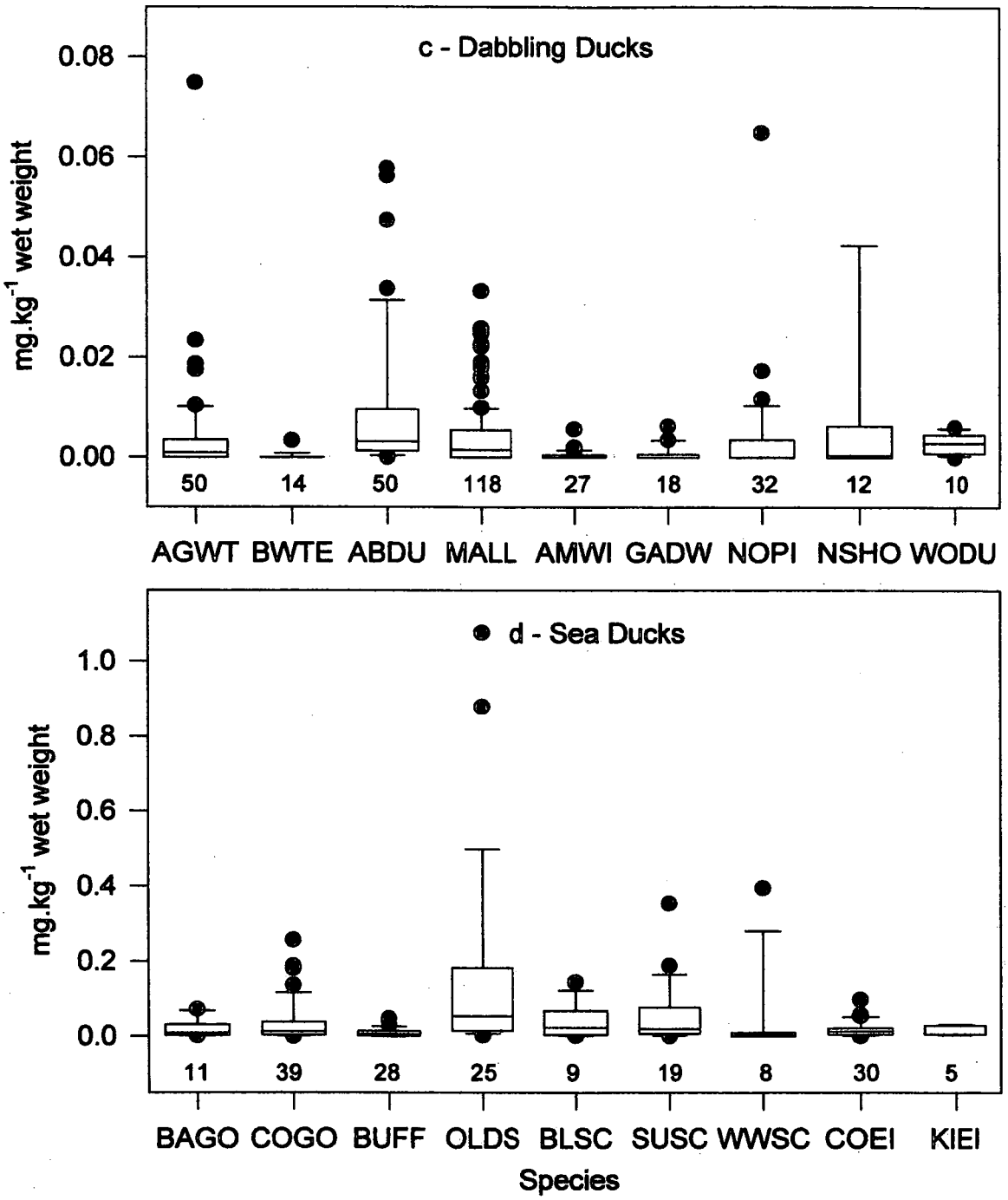

Figure 10 cont'd: ΣPCB in pectoral muscle of Canadian waterfowl and gamebirds.

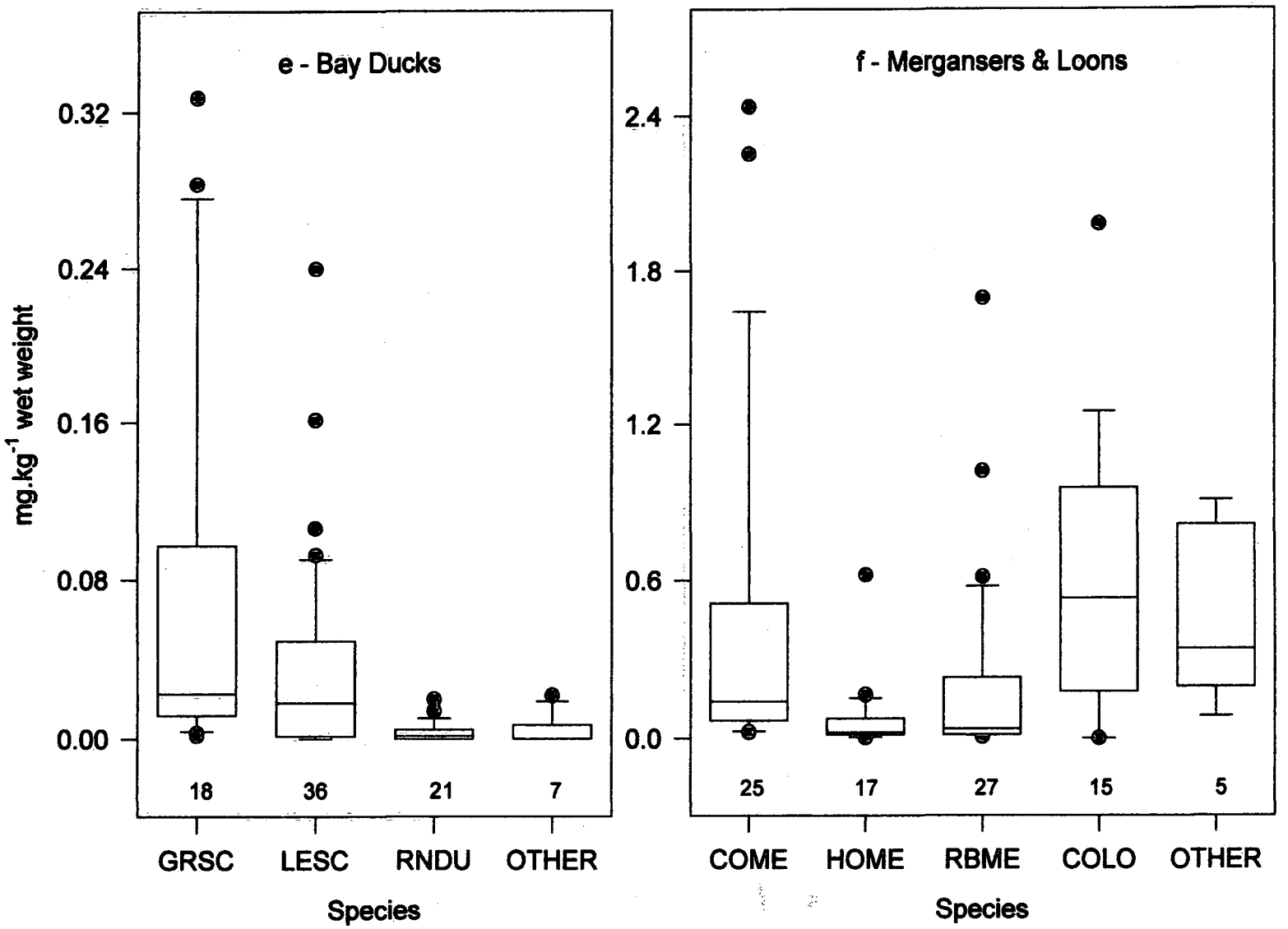

Figure 11: DDE in pectoral muscle of Canadian waterfowl and gamebirds. [a - Upland Gamebirds, b - Geese & Swans, c - Dabbling Ducks, d - Sea Ducks, e - Bay Ducks, f - Mergansers & Loons].

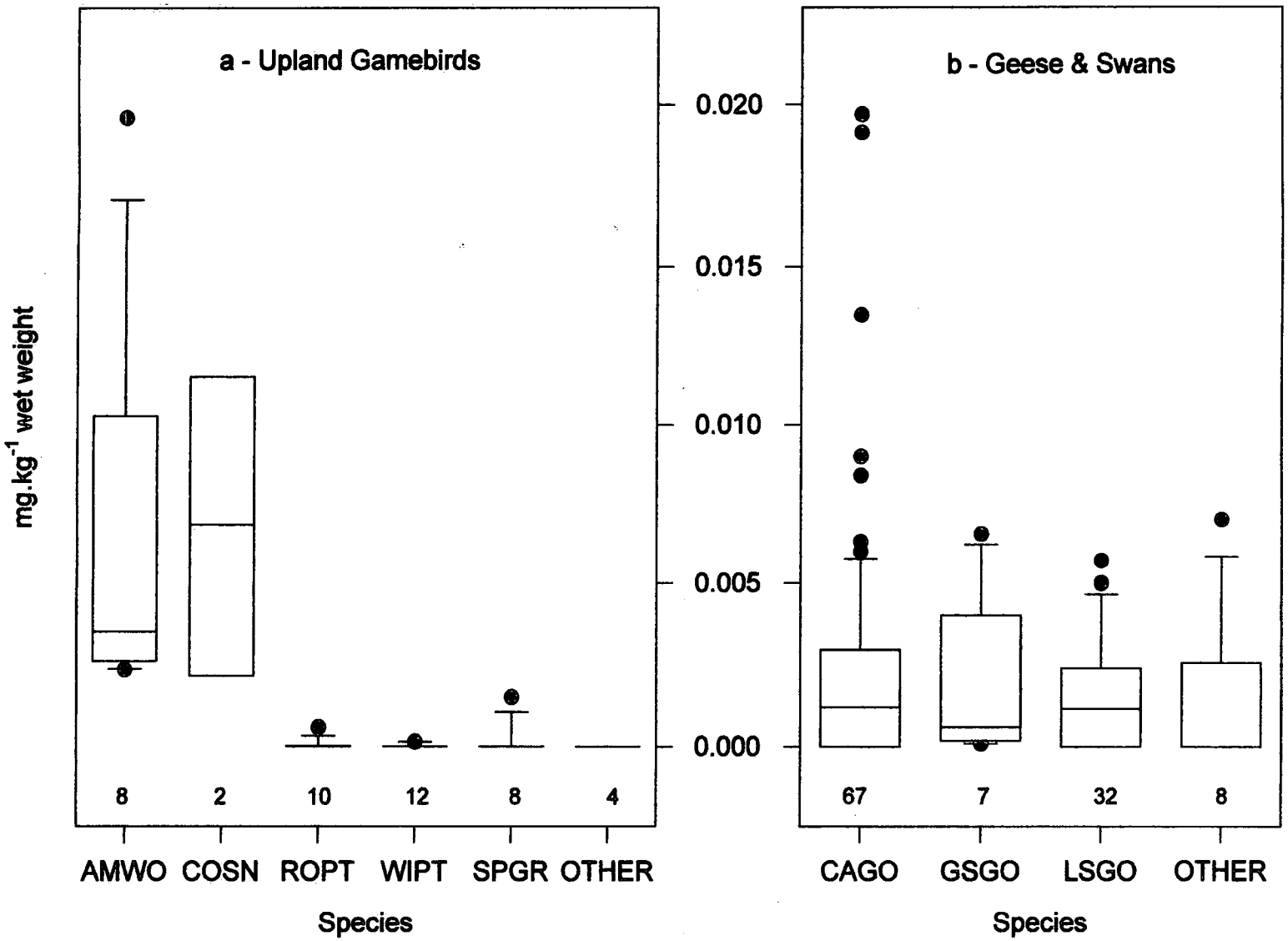

Figure 11 cont'd: DDE in pectoral muscle of Canadian waterfowl and gamebirds.

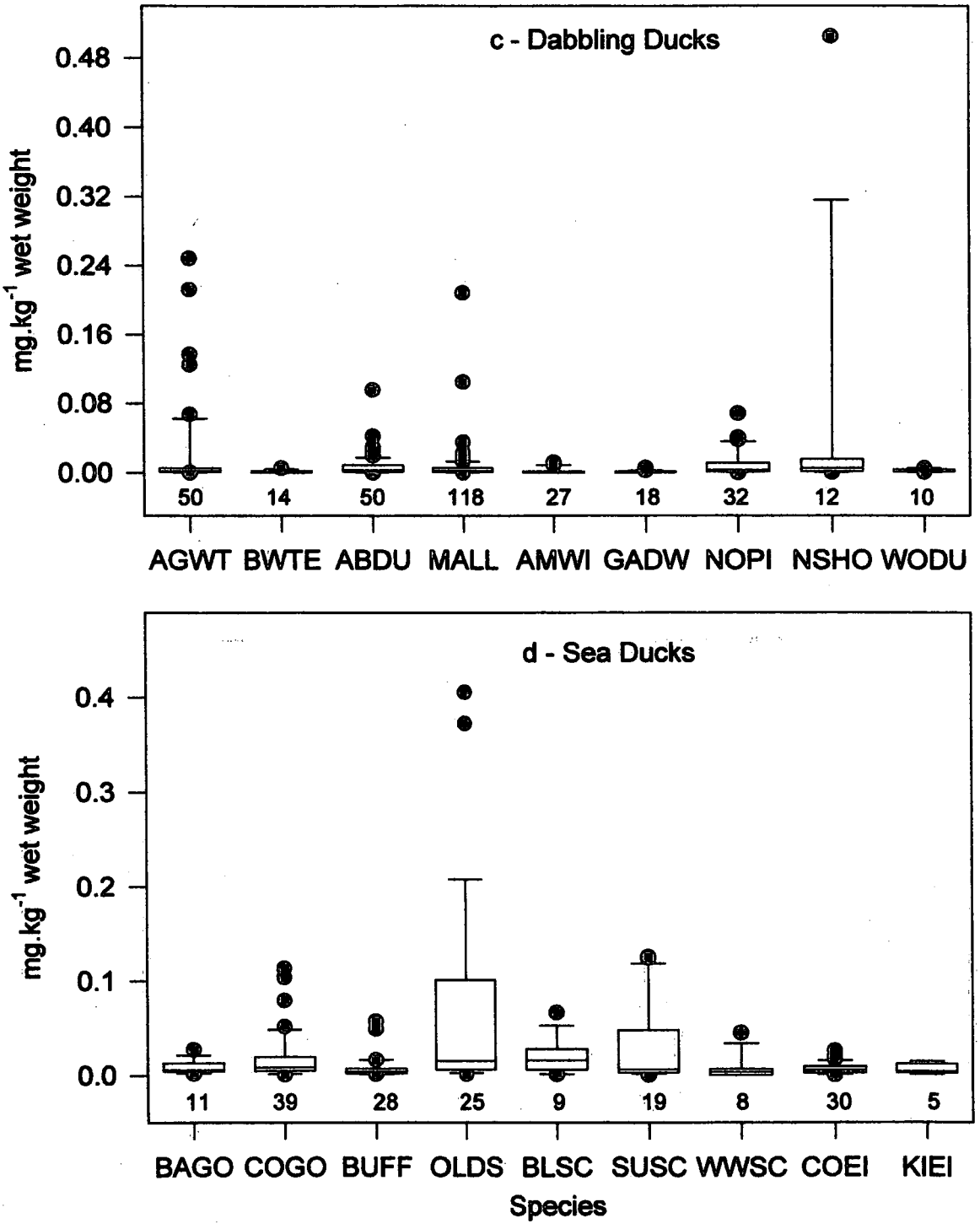

Figure 11 cont'd: DDE in pectoral muscle of Canadian waterfowl and gamebirds.

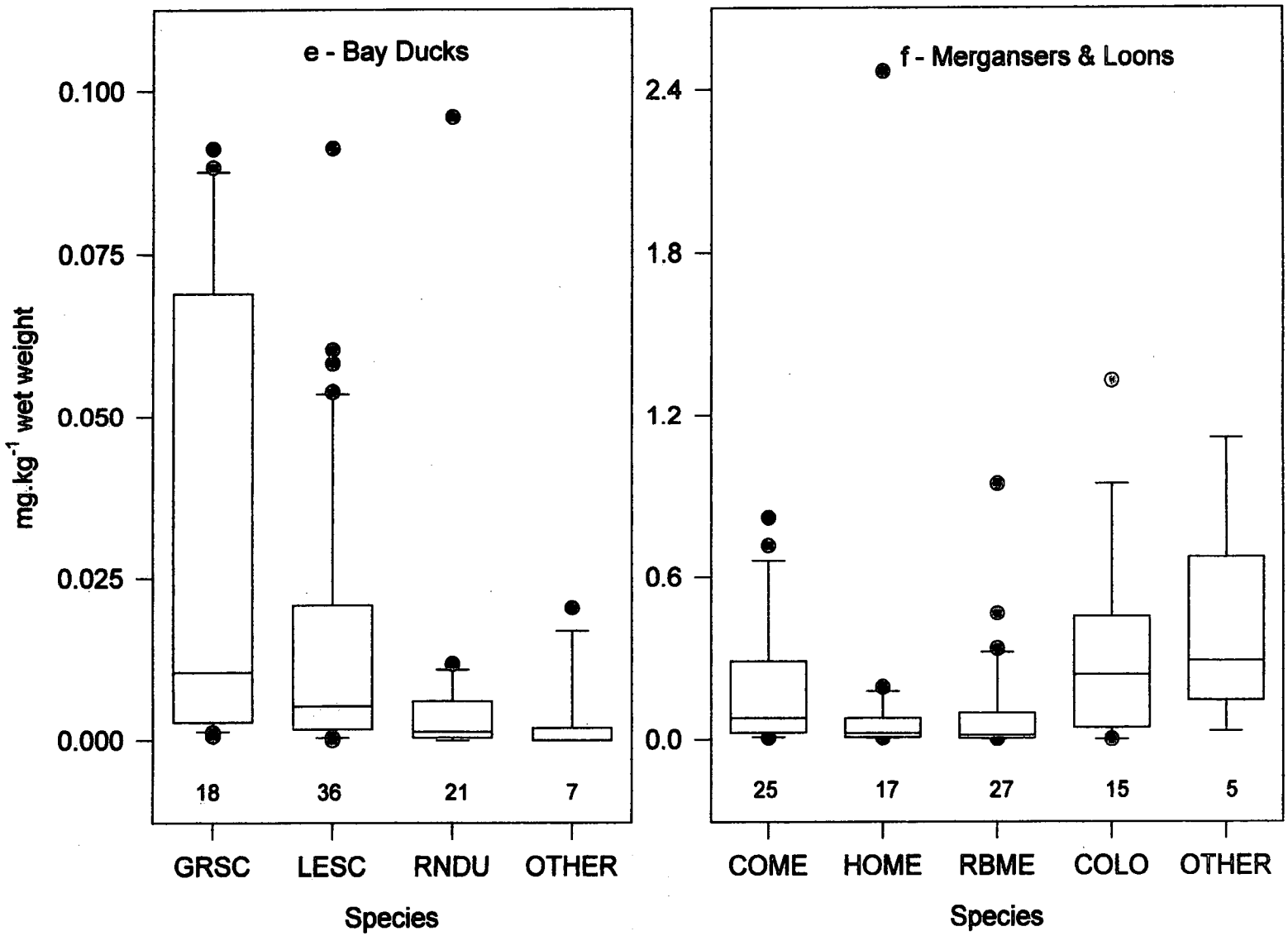

Figure 12: ΣCHL in pectoral muscle of Canadian waterfowl and gamebirds. [a - Upland Gamebirds, b - Geese & Swans, c - Dabbling Ducks, d - Sea Ducks, e - Bay Ducks, f - Mergansers & Loons].

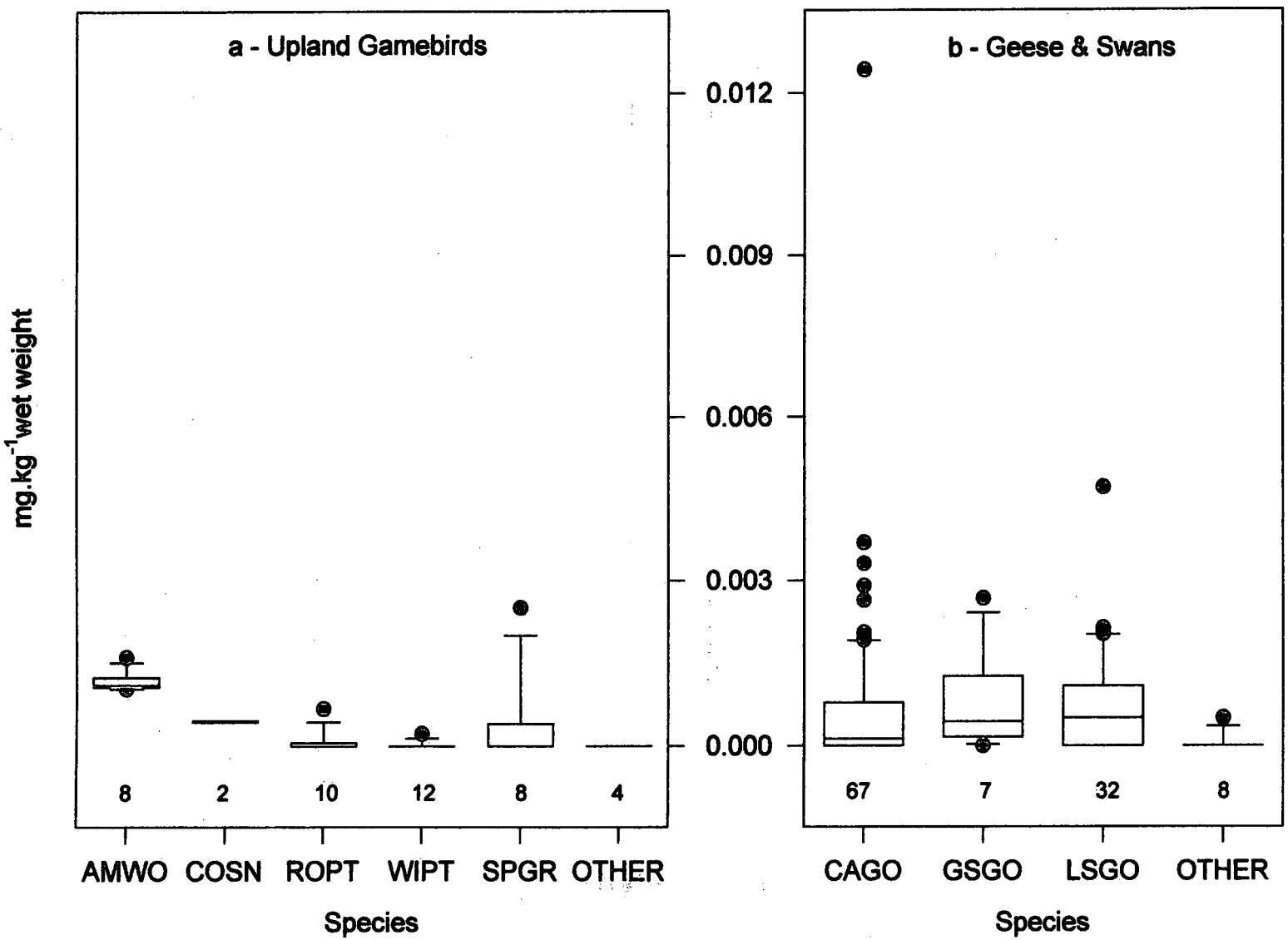

Figure 12 cont'd: ΣCHL in pectoral muscle of Canadian waterfowl and gamebirds.

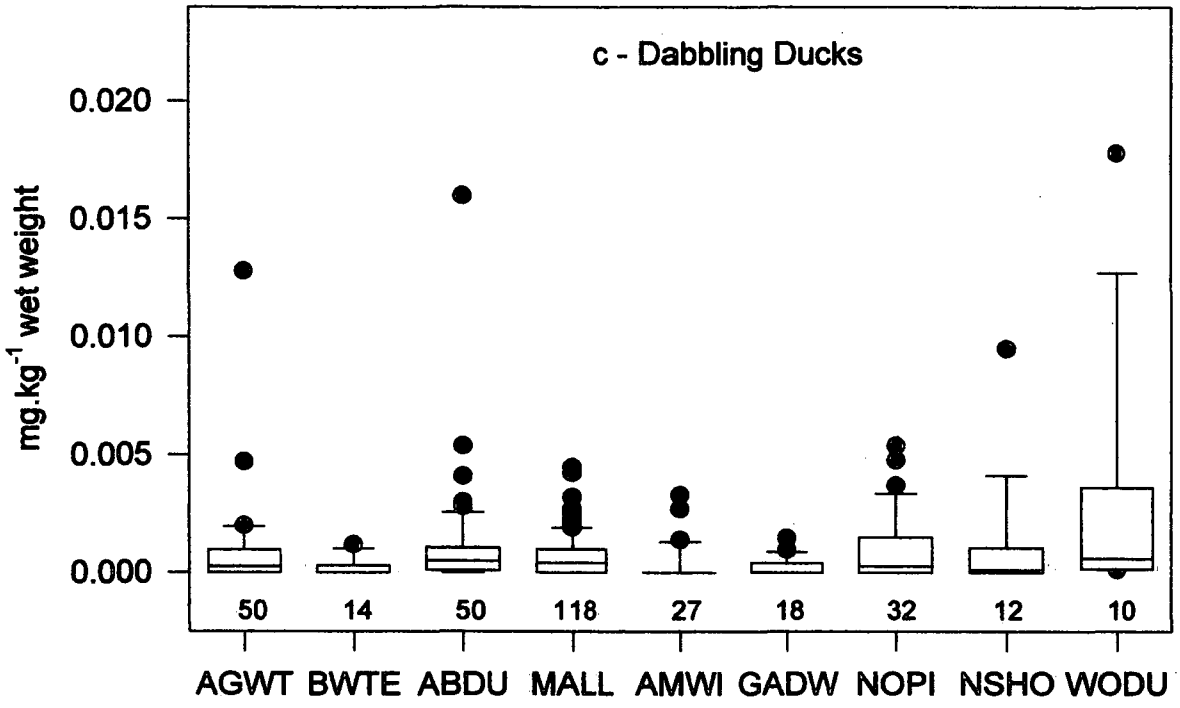

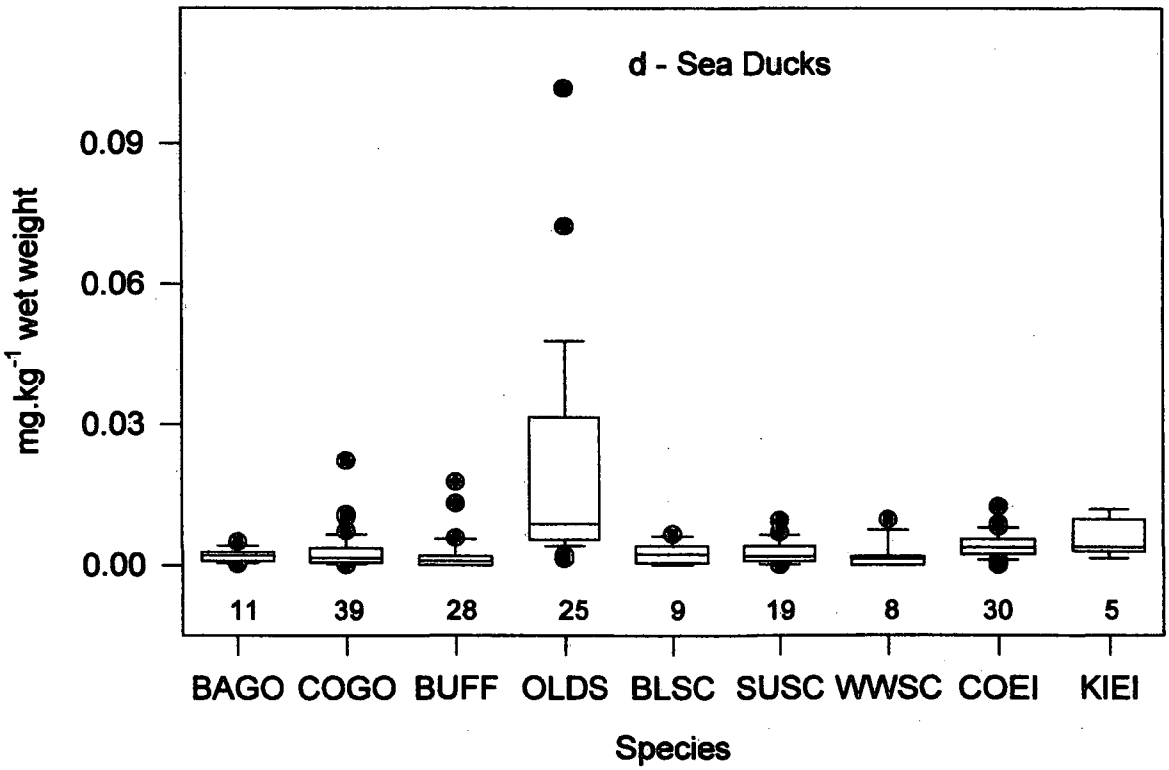

Figure 12 cont'd: ΣCHL in pectoral muscle of Canadian waterfowl and gamebirds.

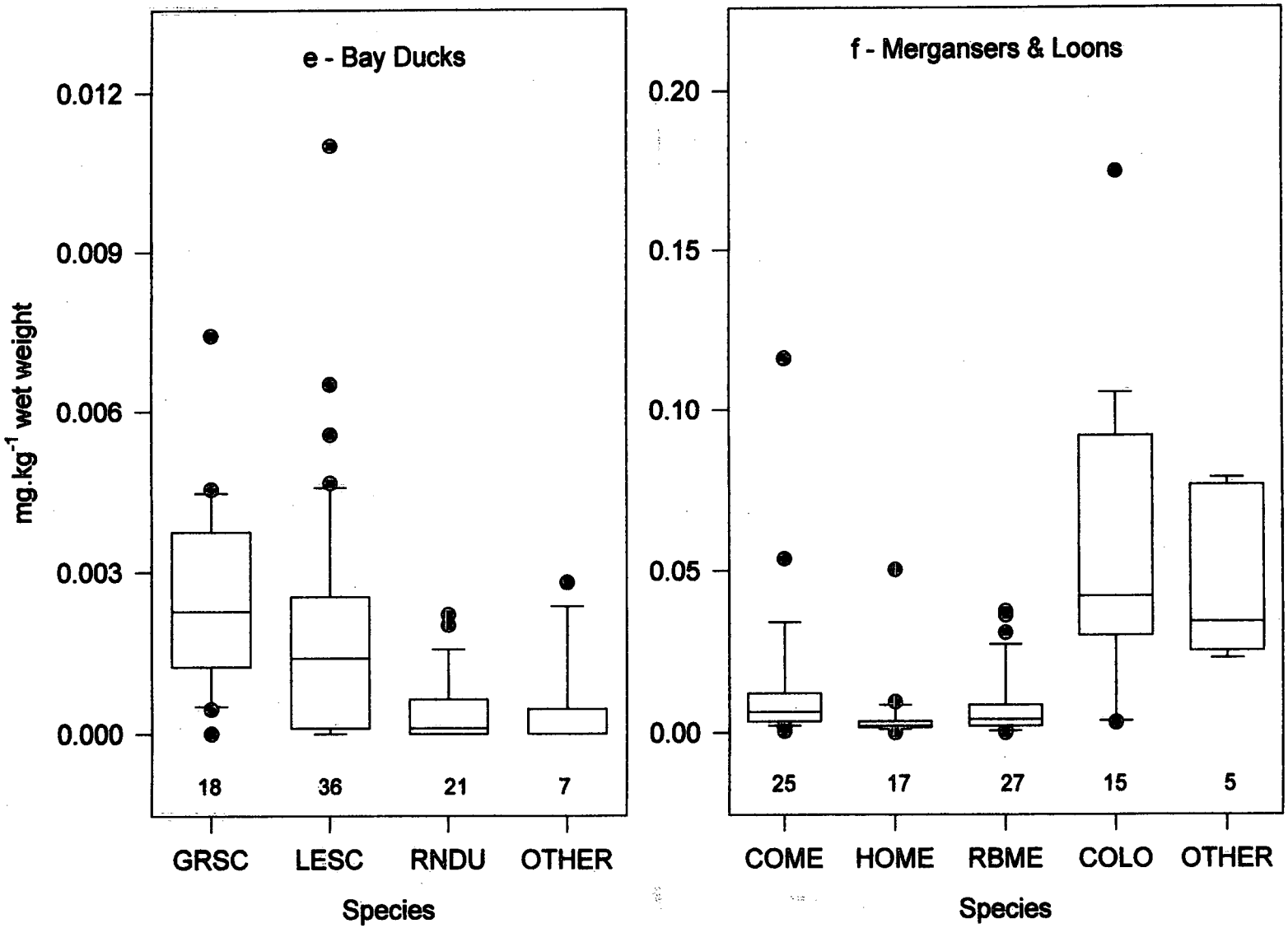

Figure 13: ΣMirex in pectoral muscle of Canadian waterfowl and gamebirds. [a - Upland Gamebirds, b - Geese & Swans, c - Dabbling Ducks, d - Sea Ducks, e - Bay Ducks, f - Mergansers & Loons].

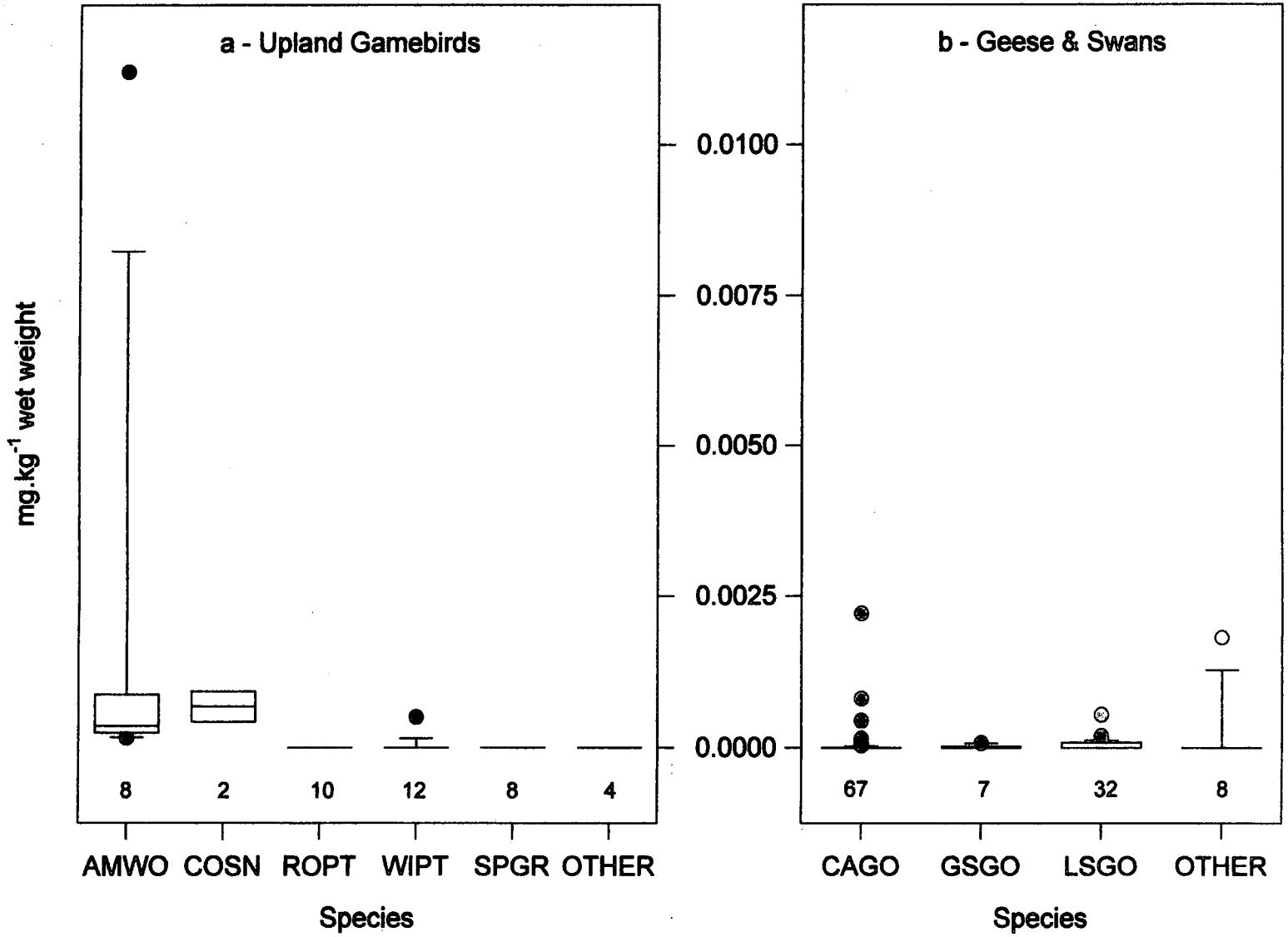

Figure 13 cont'd: ΣMirex in pectoral muscle of Canadian waterfowl and gamebirds.

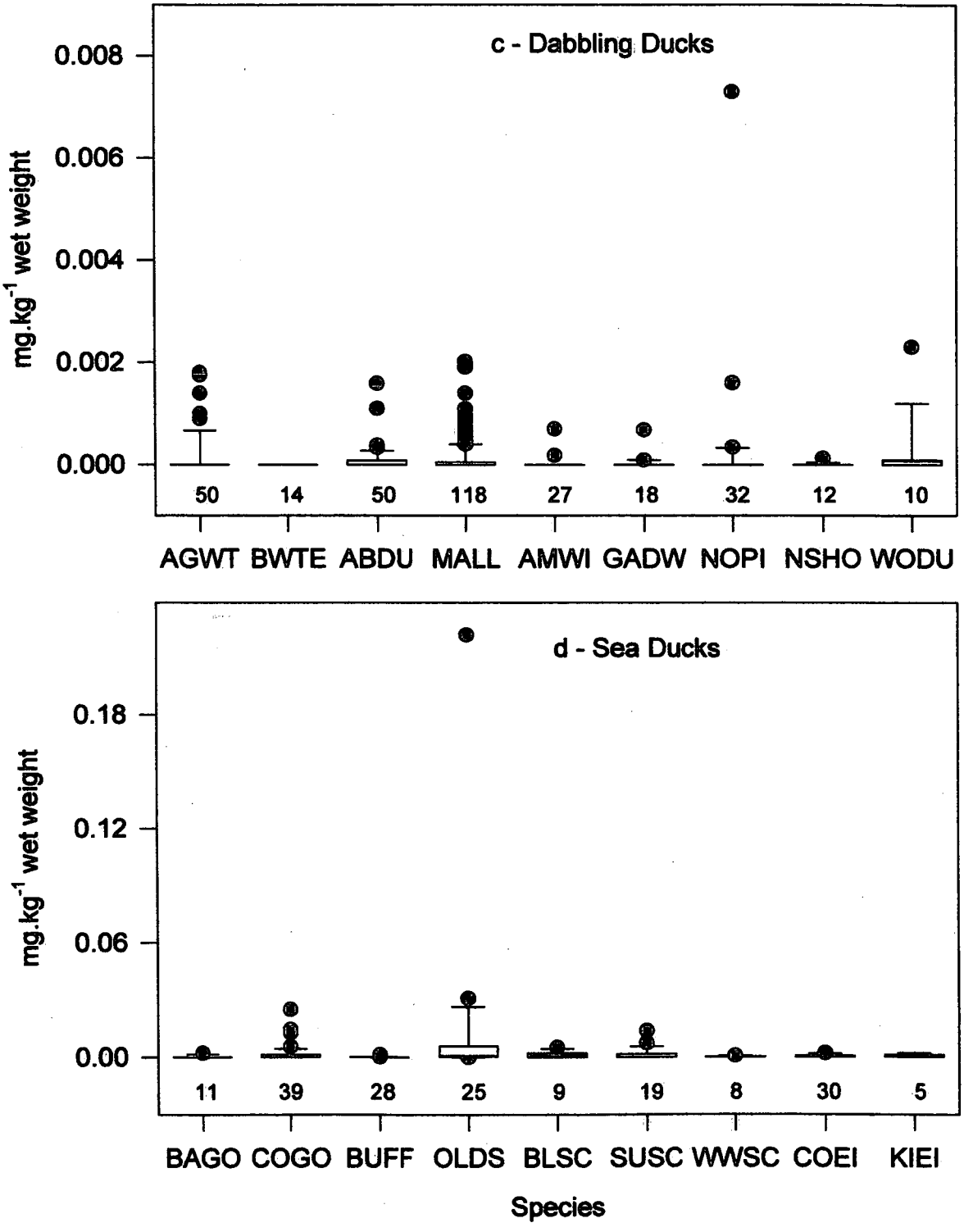

Figure 13 cont'd: ΣMirex in pectoral muscle of Canadian waterfowl and gamebirds.

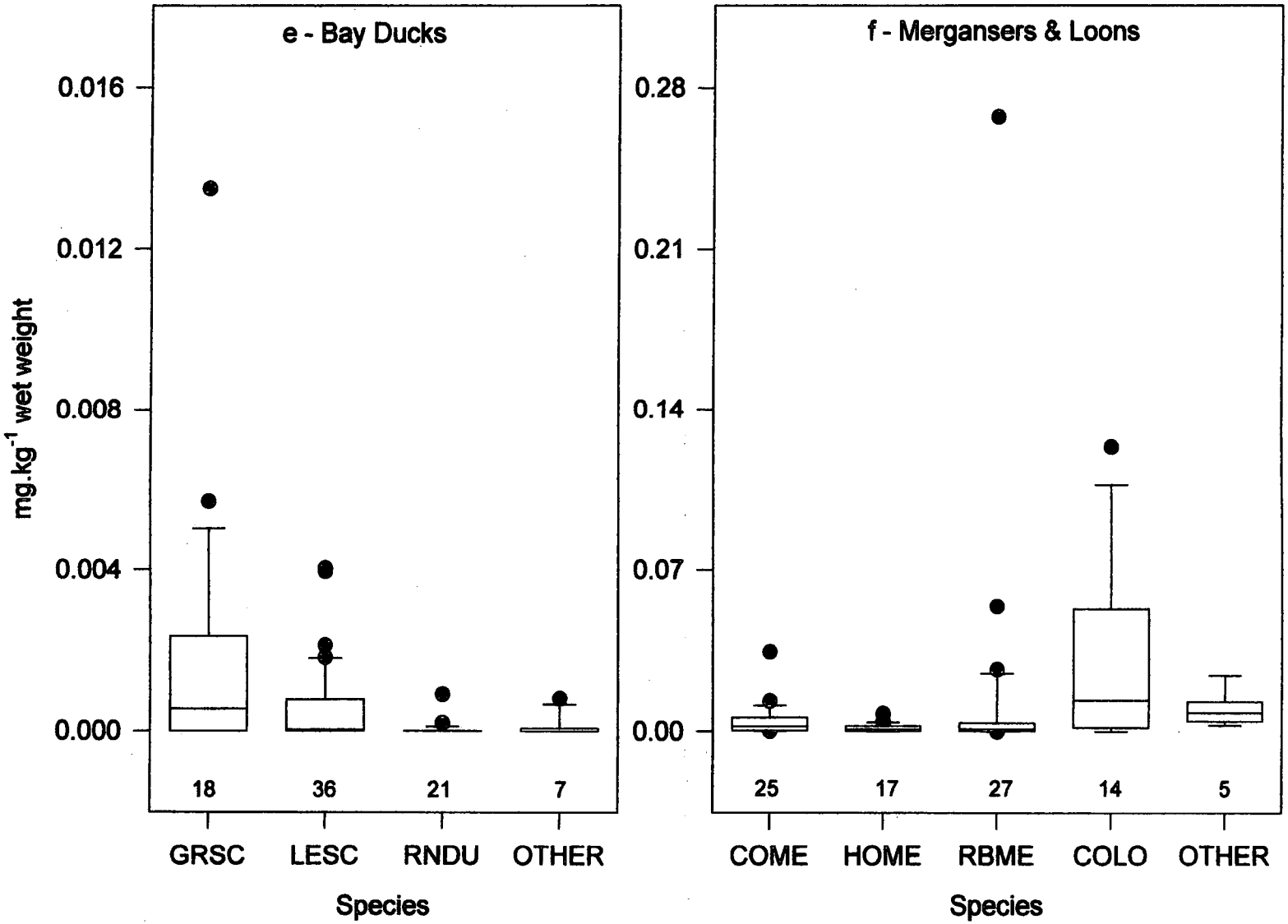

Figure 14: Dieldrin in pectoral muscle of Canadian waterfowl and gamebirds. [a - Upland Gamebirds, b - Geese & Swans, c - Dabbling Ducks, d - Sea Ducks, e - Bay Ducks, f - Mergansers & Loons].

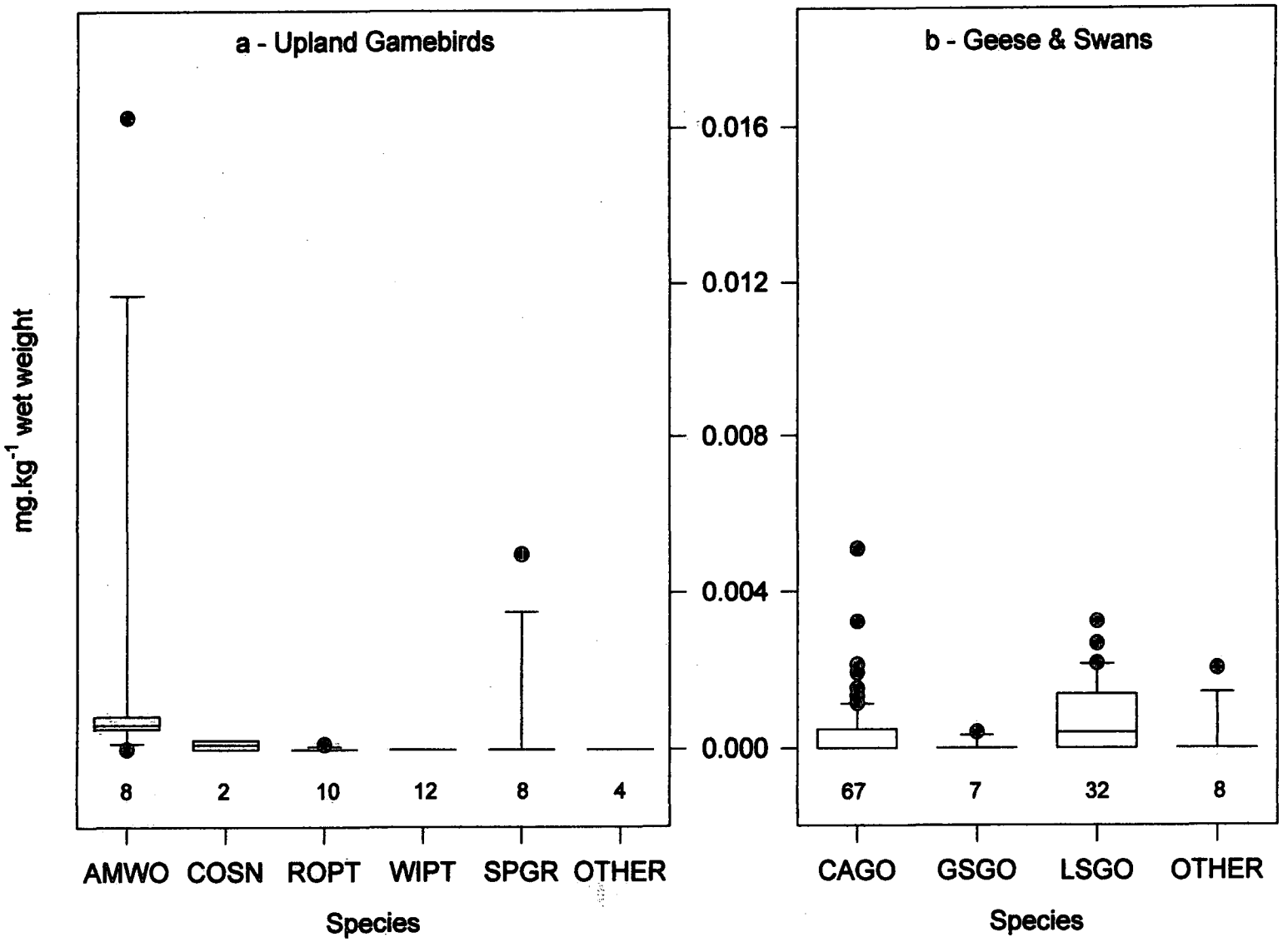

Figure 14 cont'd: Dieldrin in pectoral muscle of Canadian waterfowl and gamebirds.

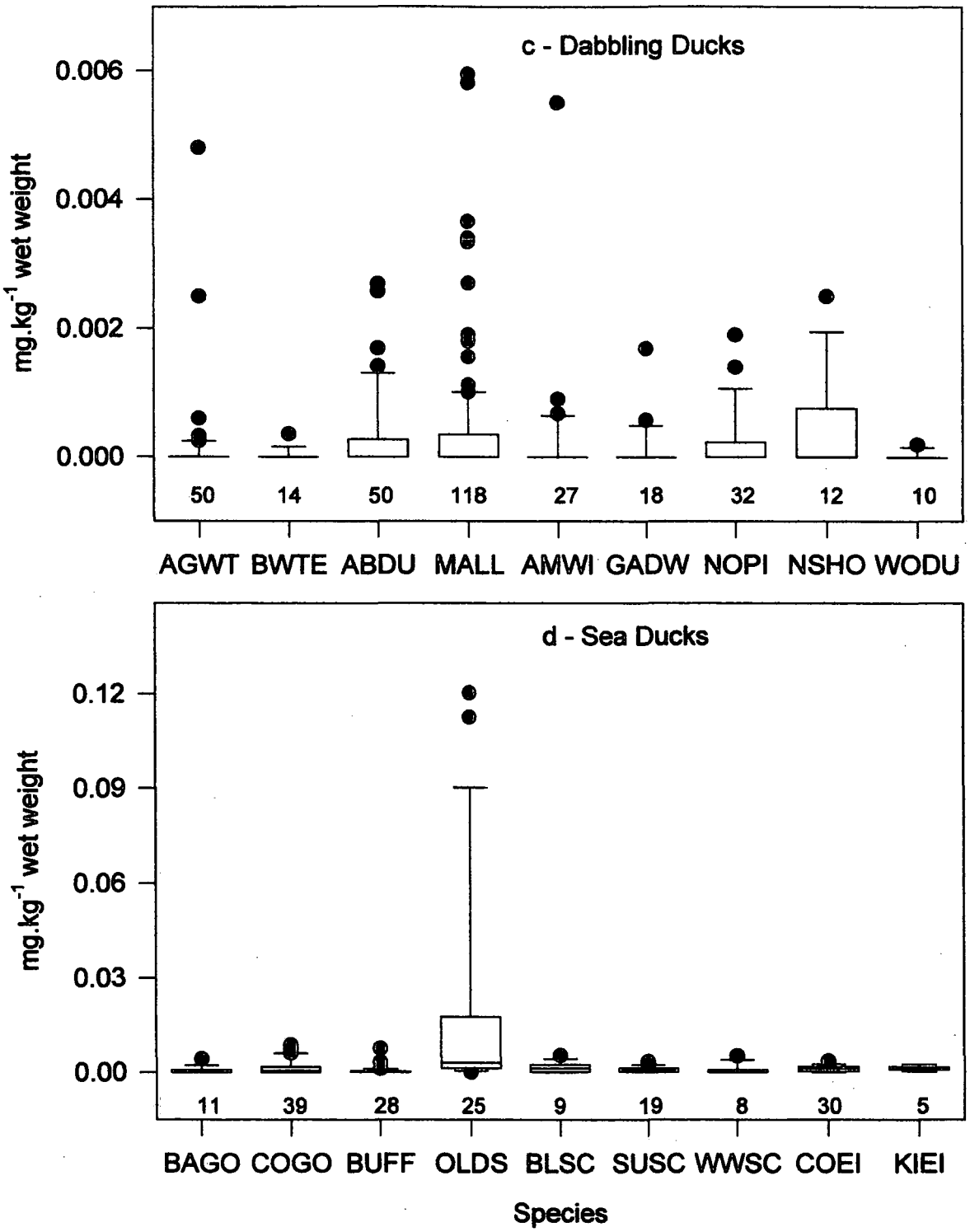

Figure 14 cont'd: Dieldrin in pectoral muscle of Canadian waterfowl and gamebirds.

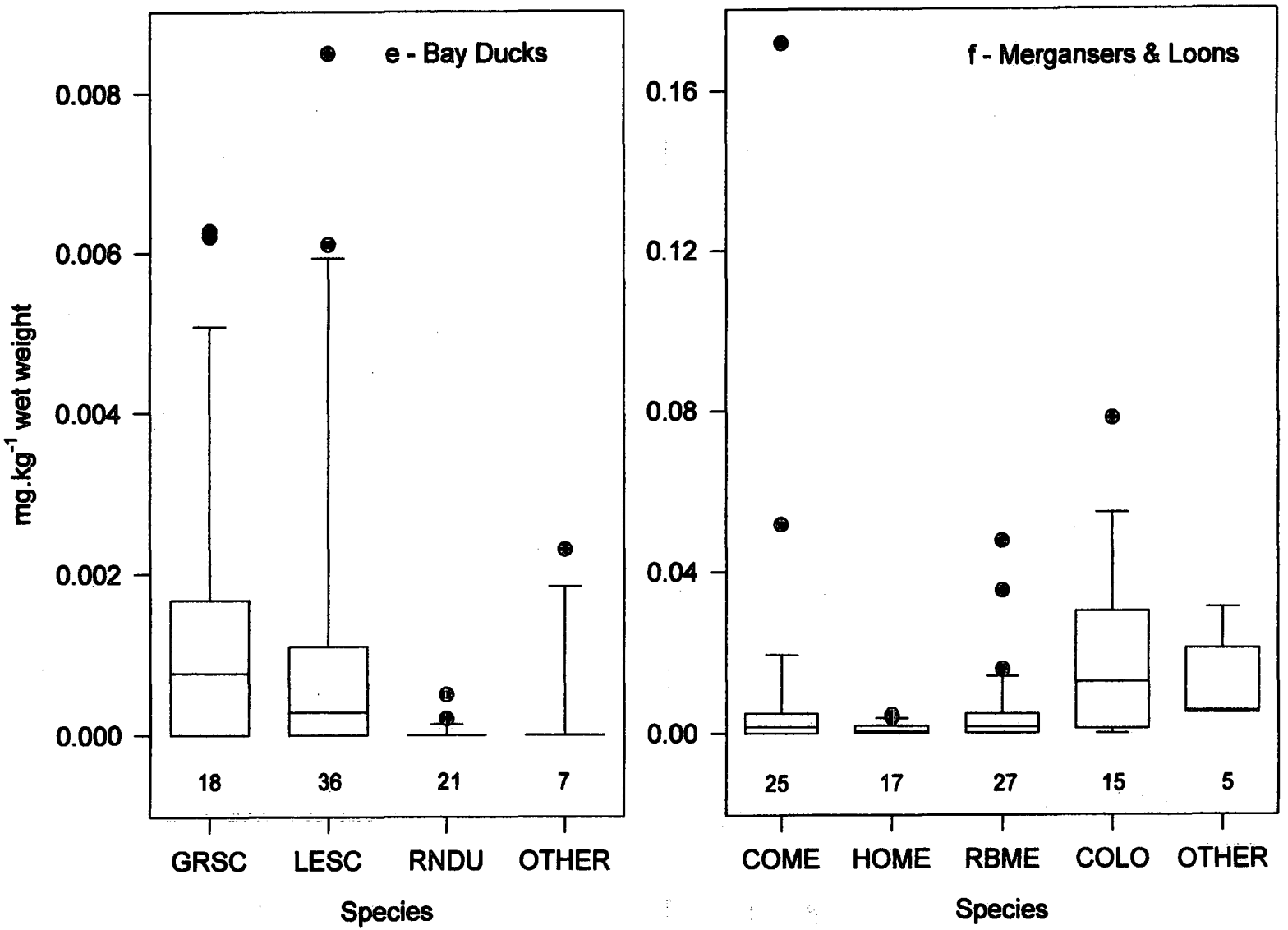

Figure 15: HCB in pectoral muscle of Canadian waterfowl and gamebirds. [a - Upland Gamebirds, b - Geese & Swans, c - Dabbling Ducks, d - Sea Ducks, e -Bay Ducks, f - Mergansers & Loons].

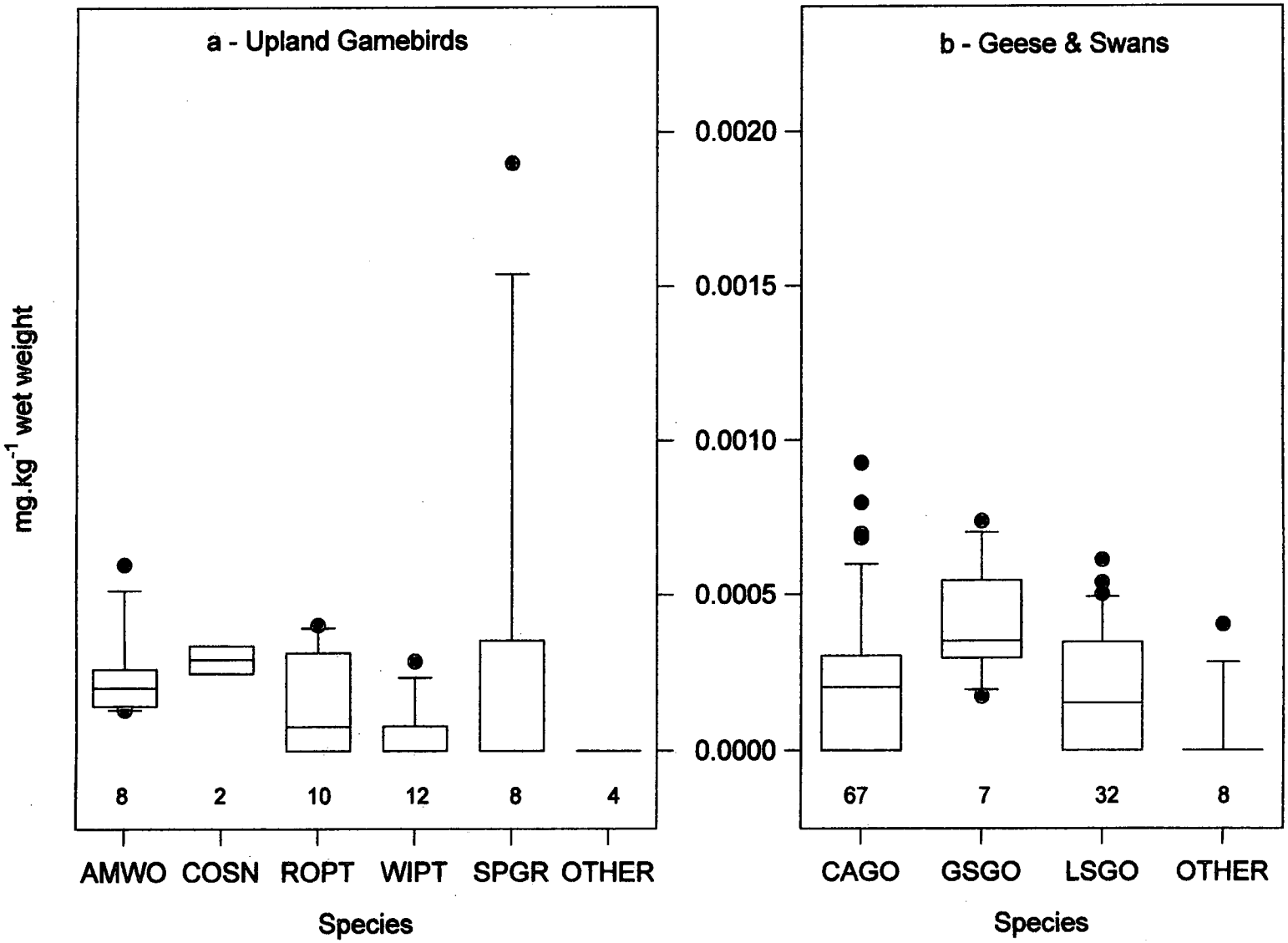

Figure 15 cont'd: HCB in pectoral muscle of Canadian waterfowl and gamebirds.

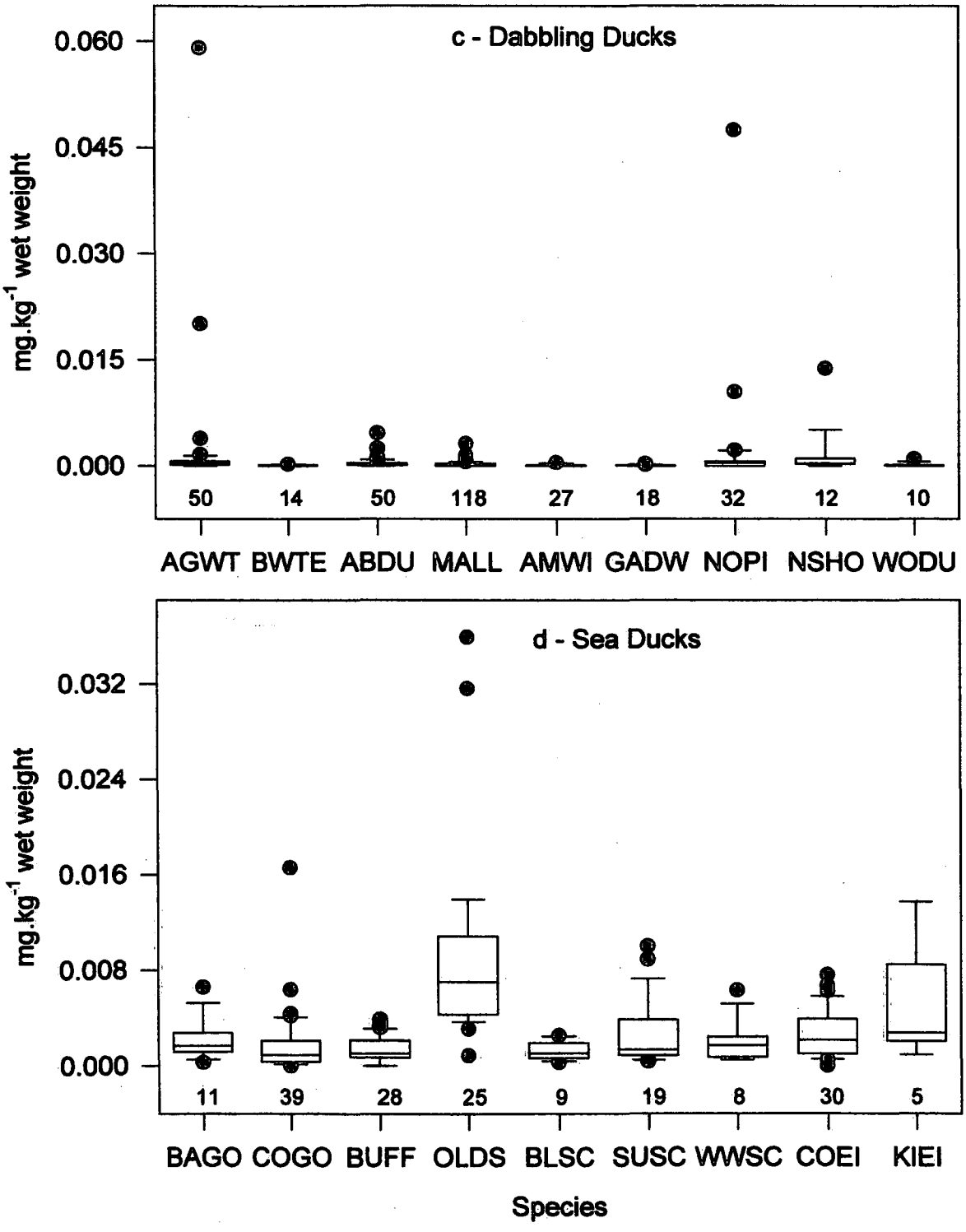

Figure 15 cont'd: HCB in pectoral muscle of Canadian waterfowl and gamebirds.

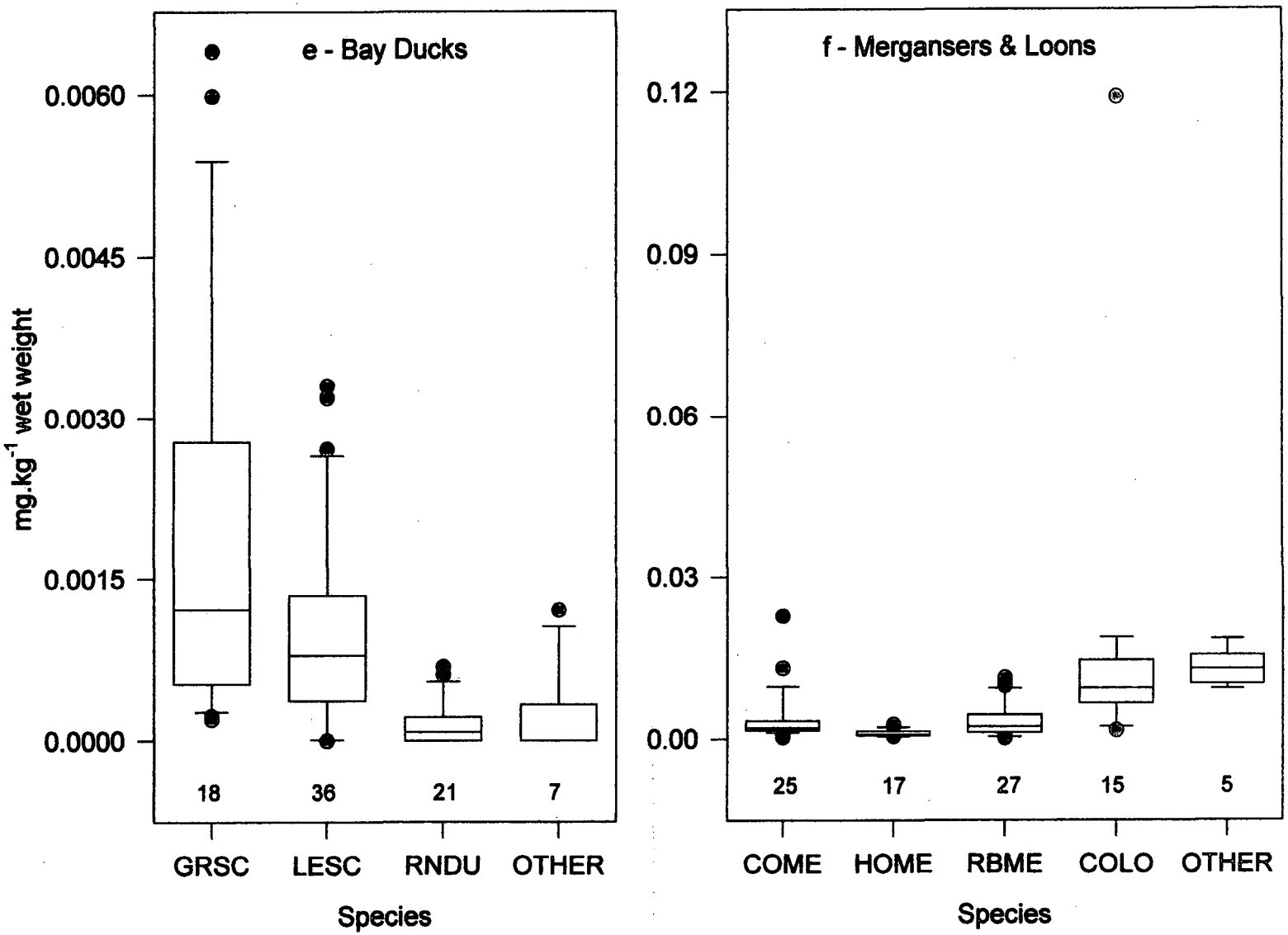

Figure 16: Cadmium in Arctic upland gamebirds and sea ducks.

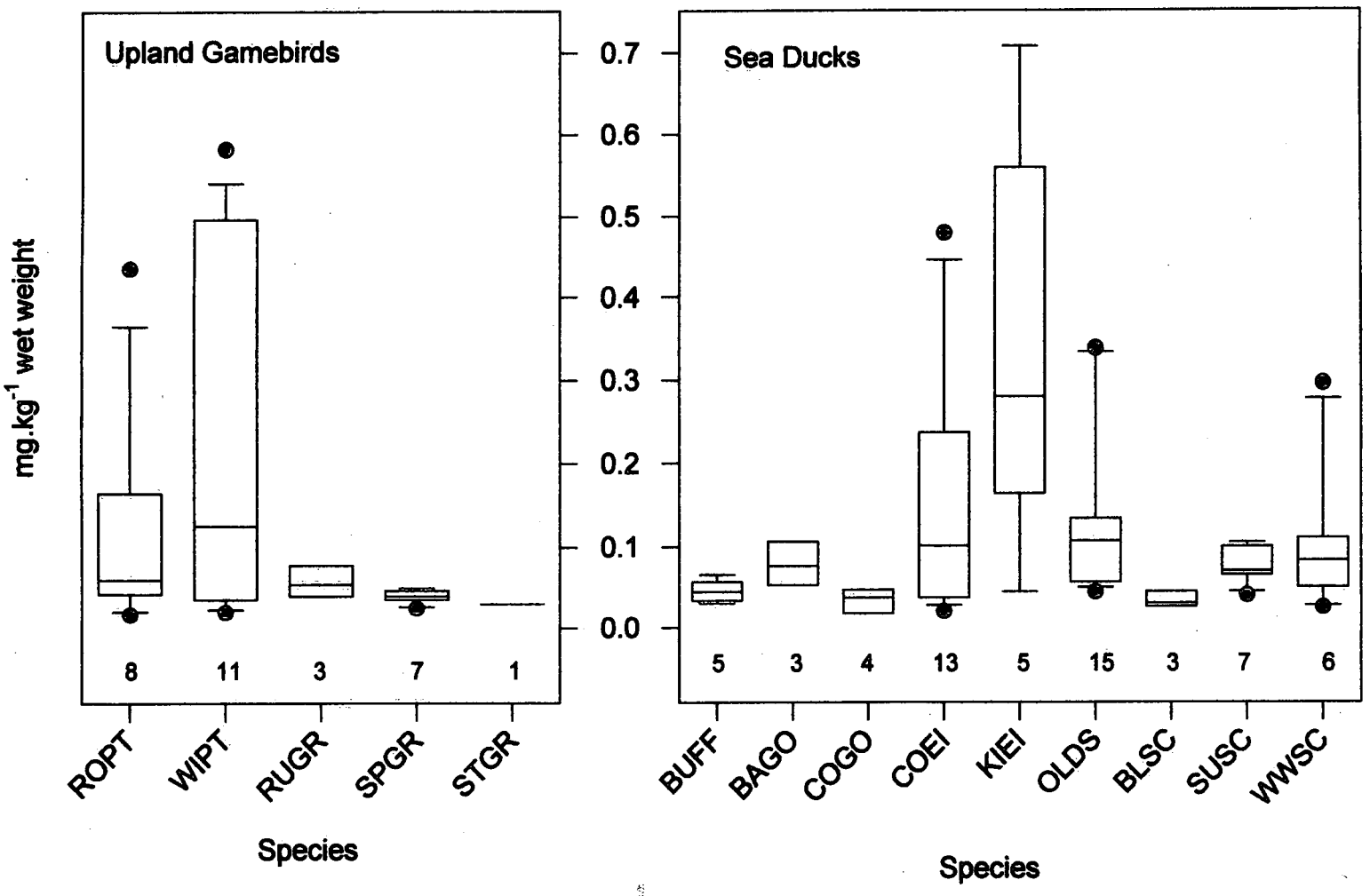

Figure 17: Levels of metals in pectoral muscle among trophic groups.

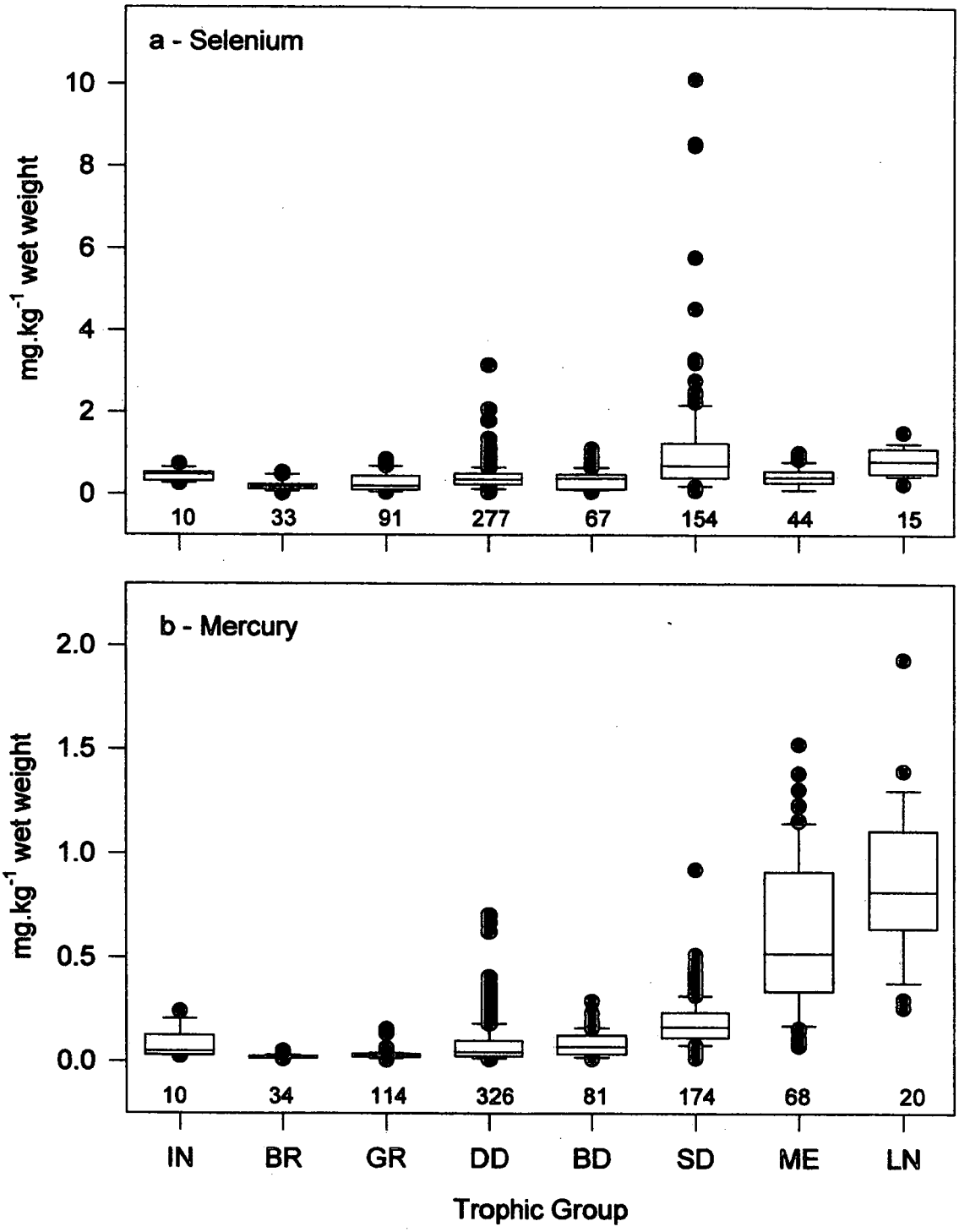

Figure 18: Mercury in pectoral muscle of Canadian waterfowl and gamebirds. [a - Upland Gamebirds, b - Geese & Swans, c - Dabbling Ducks, d - Sea Ducks, e - Bay Ducks, f - Mergansers & Loons].

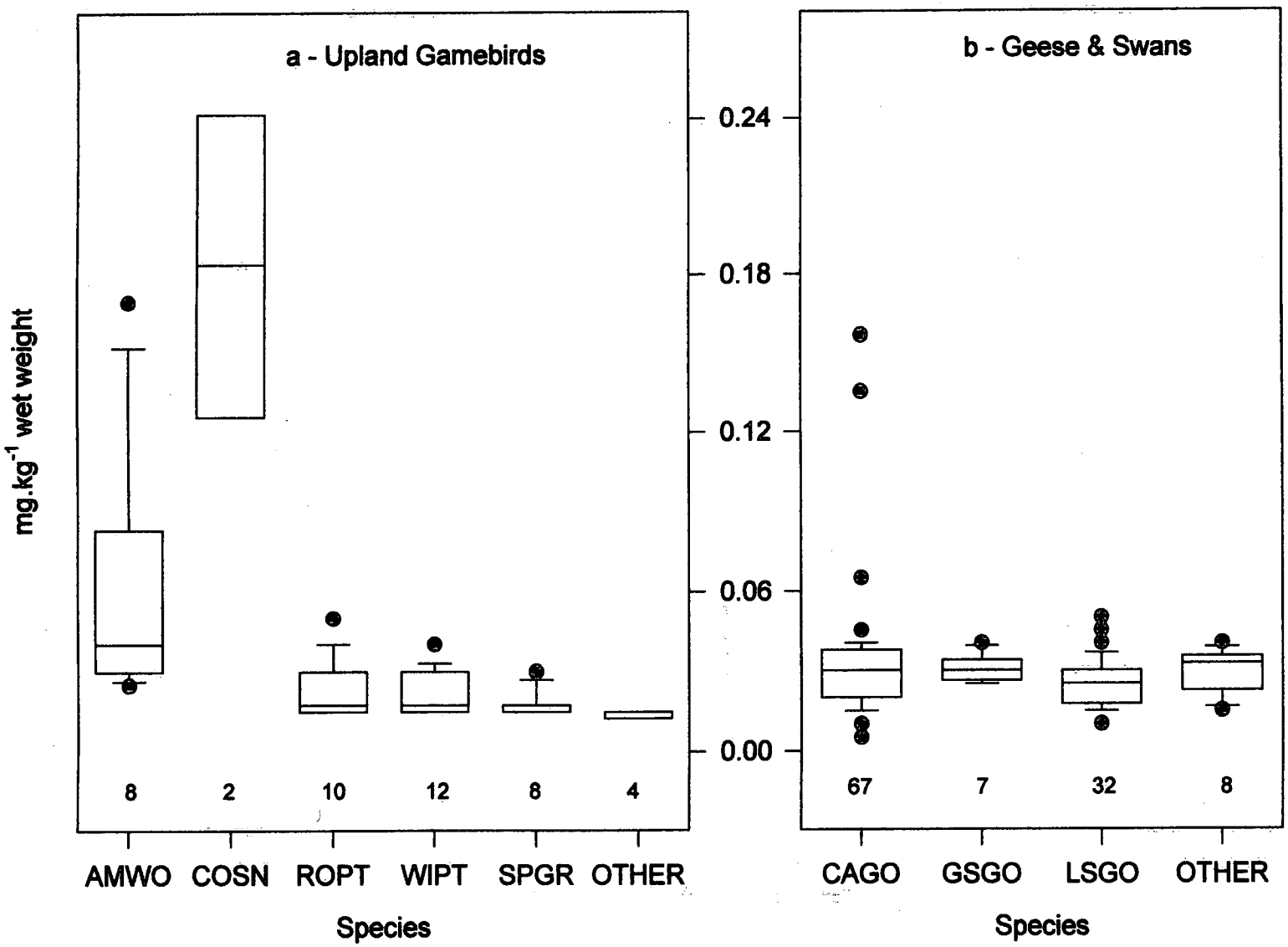

Figure 18 cont'd: Mercury in pectoral muscle of Canadian waterfowl and gamebirds.

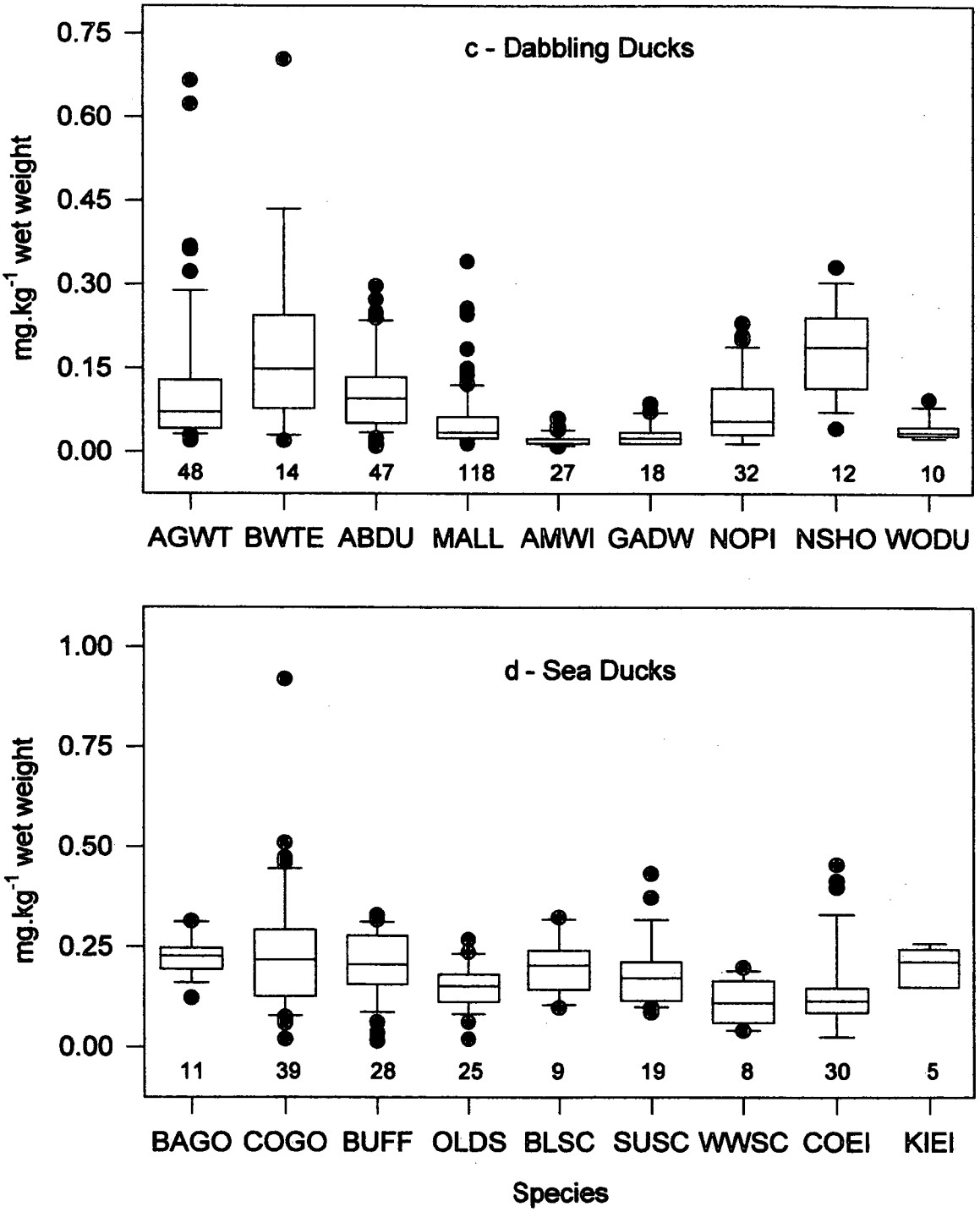

Figure 18 cont'd: Mercury in pectoral muscle of Canadian waterfowl and gamebirds.

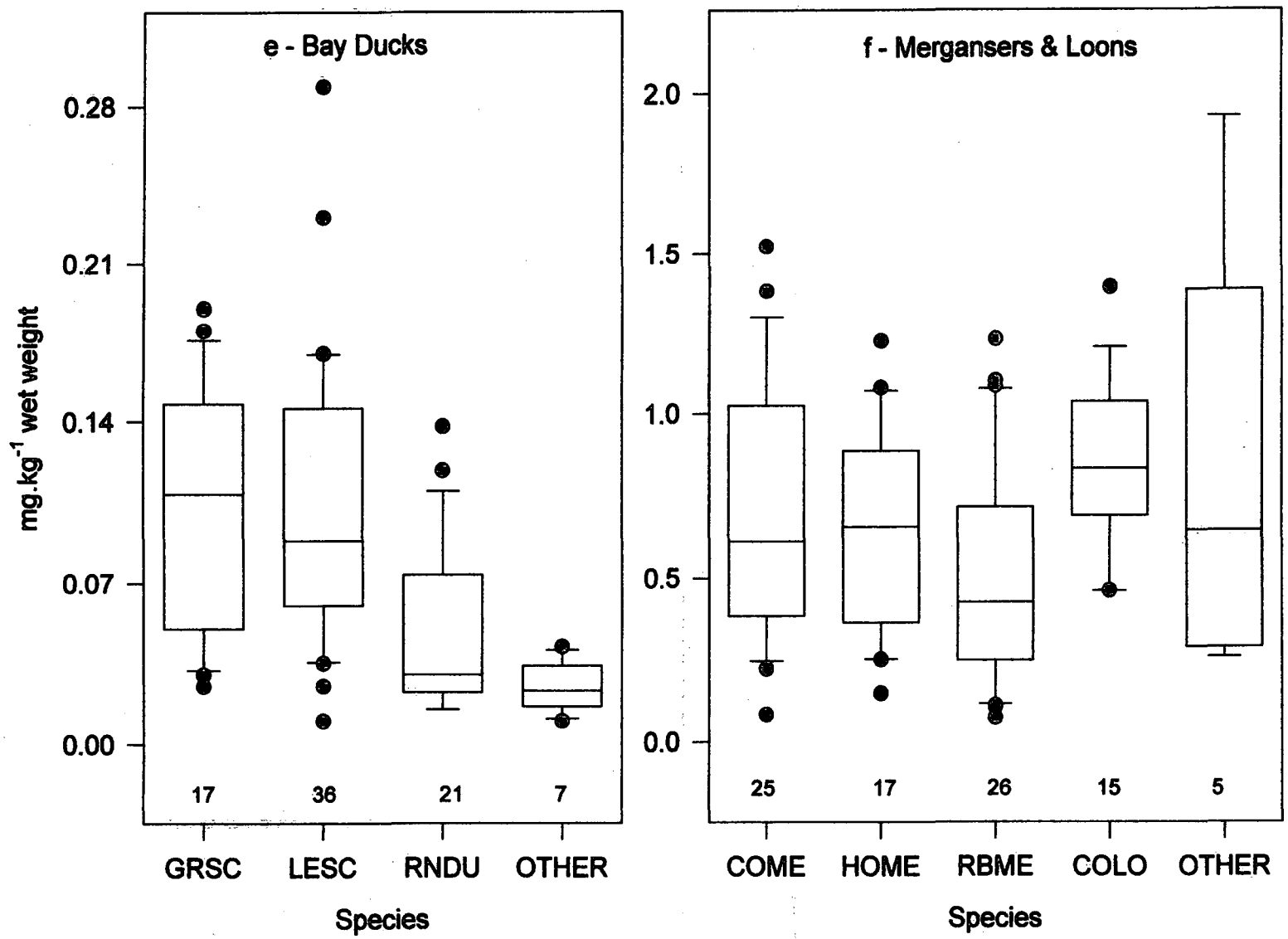

Figure 19: Selenium in pectoral muscle of Canadian waterfowl and gamebirds. [a - Upland Gamebirds, b - Geese & Swans, c - Dabbling Ducks, d - Sea Ducks, e - Bay Ducks, f - Mergansers & Loons].

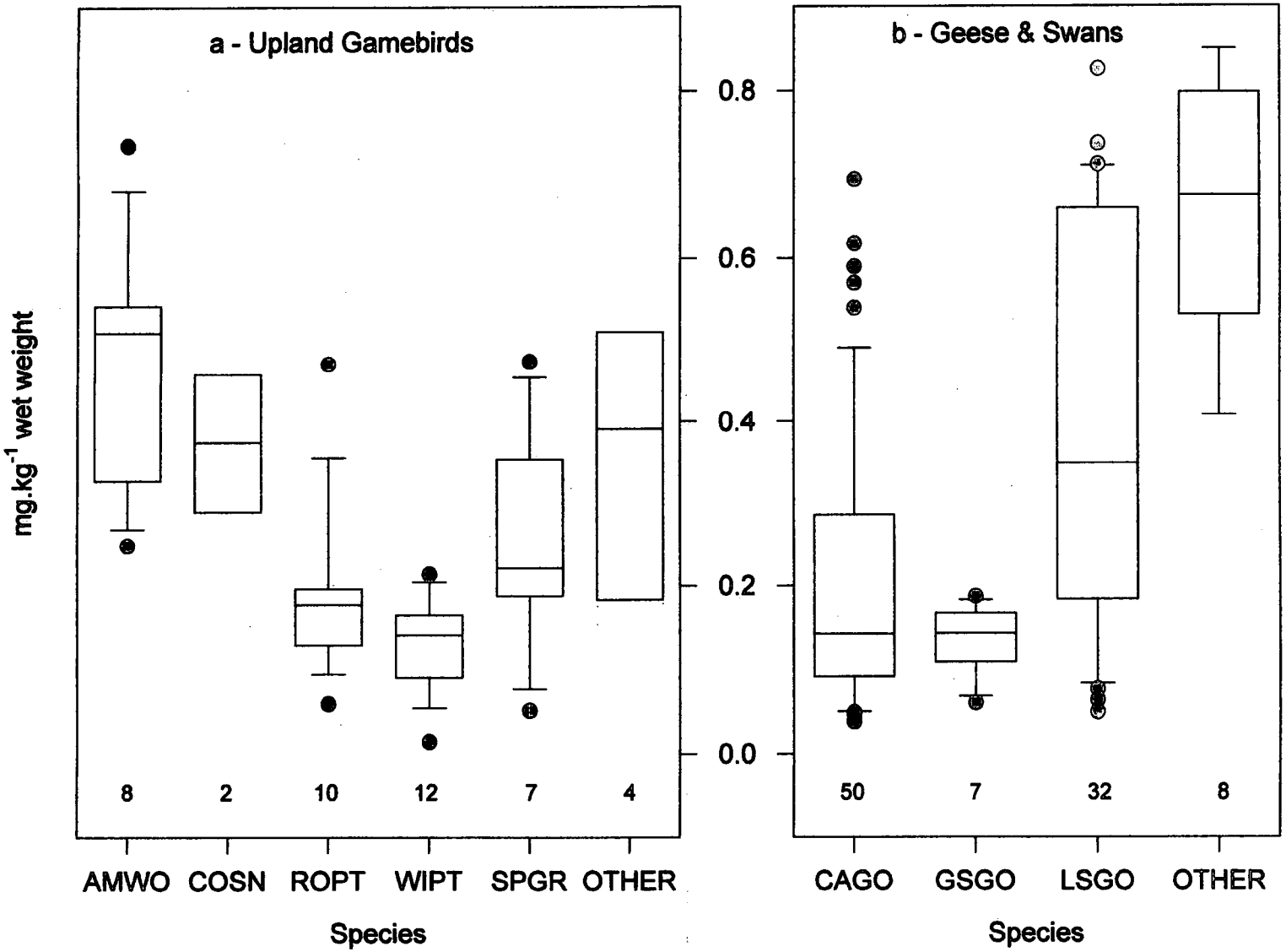

Figure 19 cont'd: Selenium in pectoral muscle of Canadian waterfowl and gamebirds.

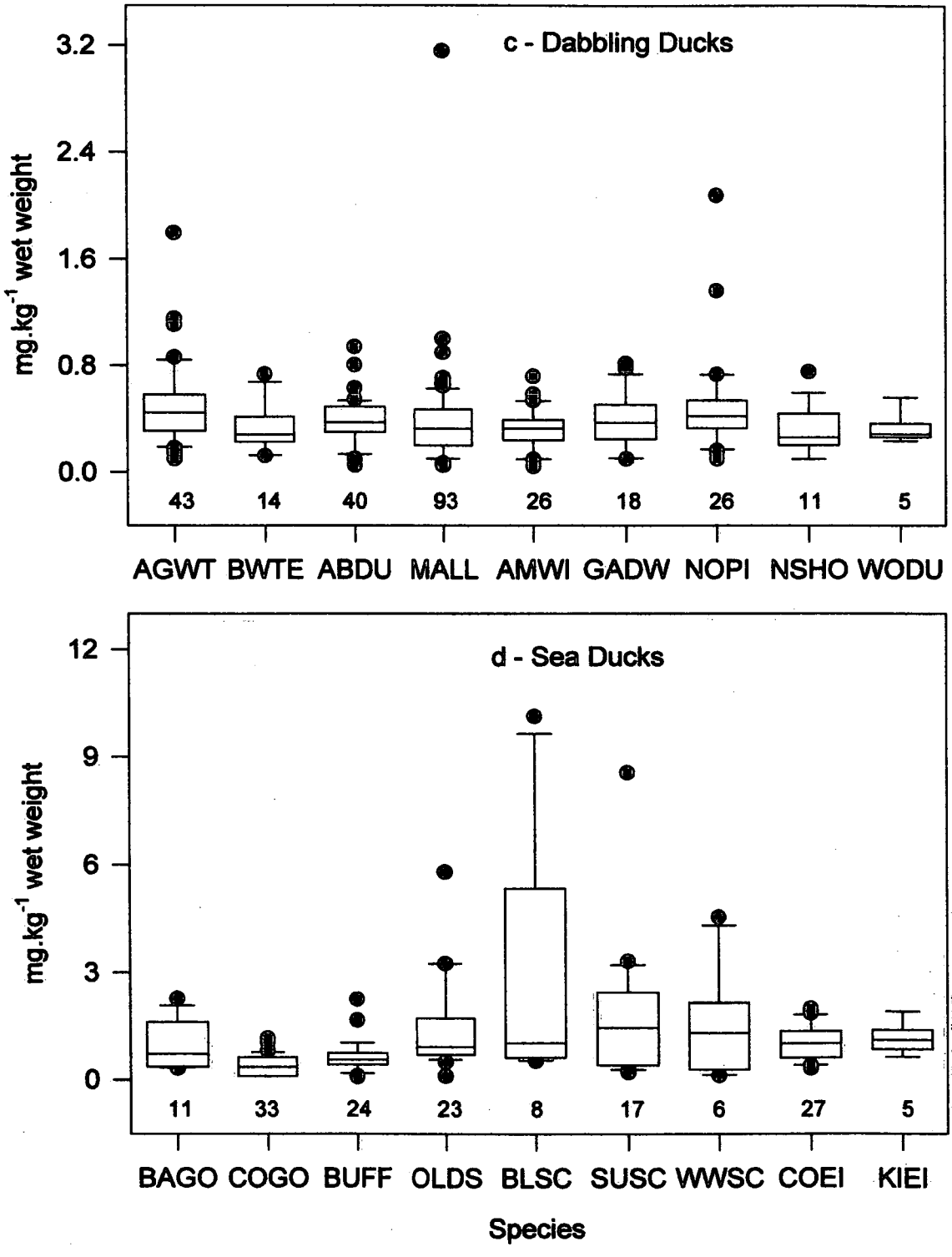

Figure 19 cont'd: Selenium in pectoral muscle of Canadian waterfowl and gamebirds.

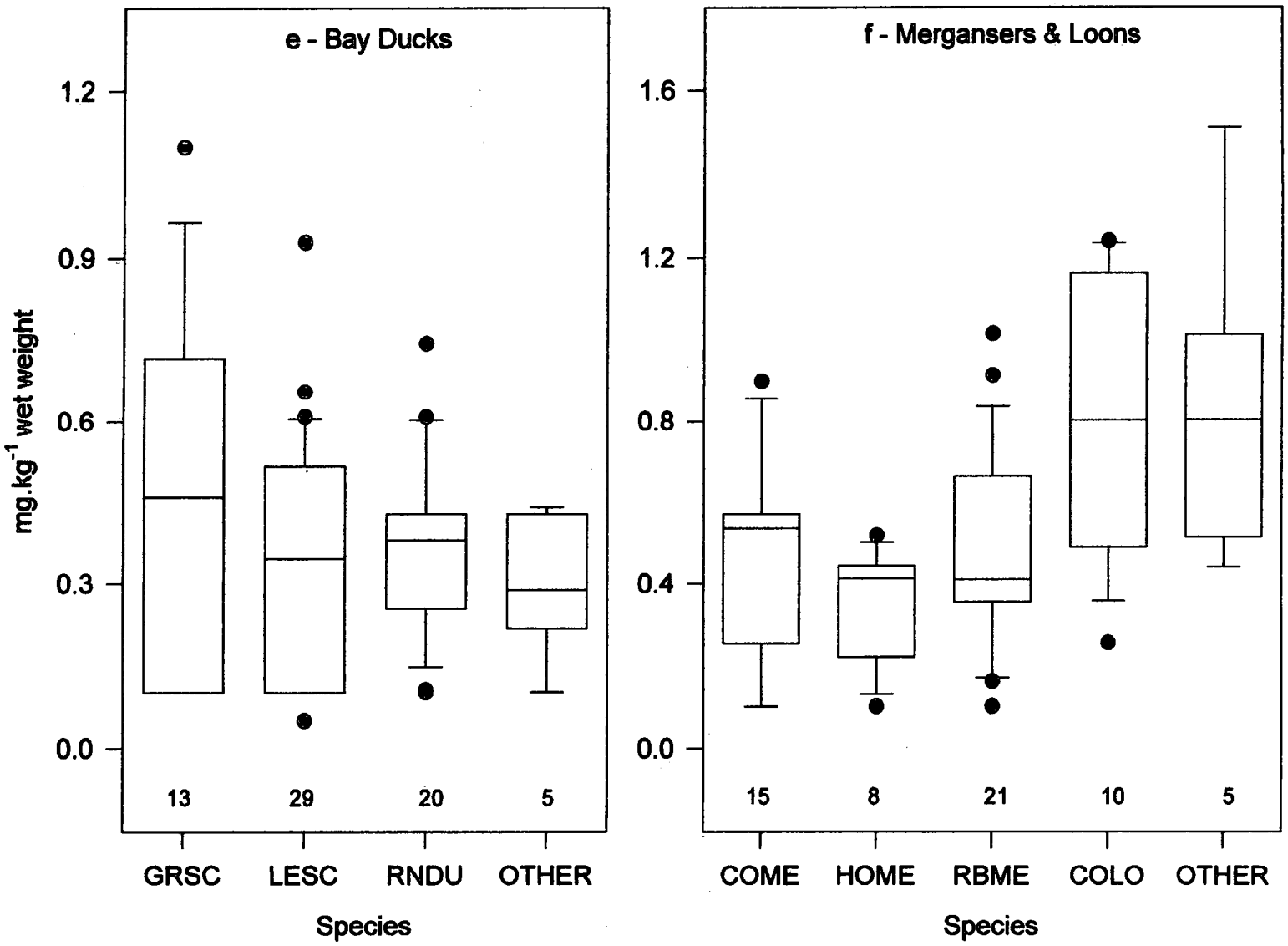

Figure 20: Levels of selenium and mercury in waterfowl liver.

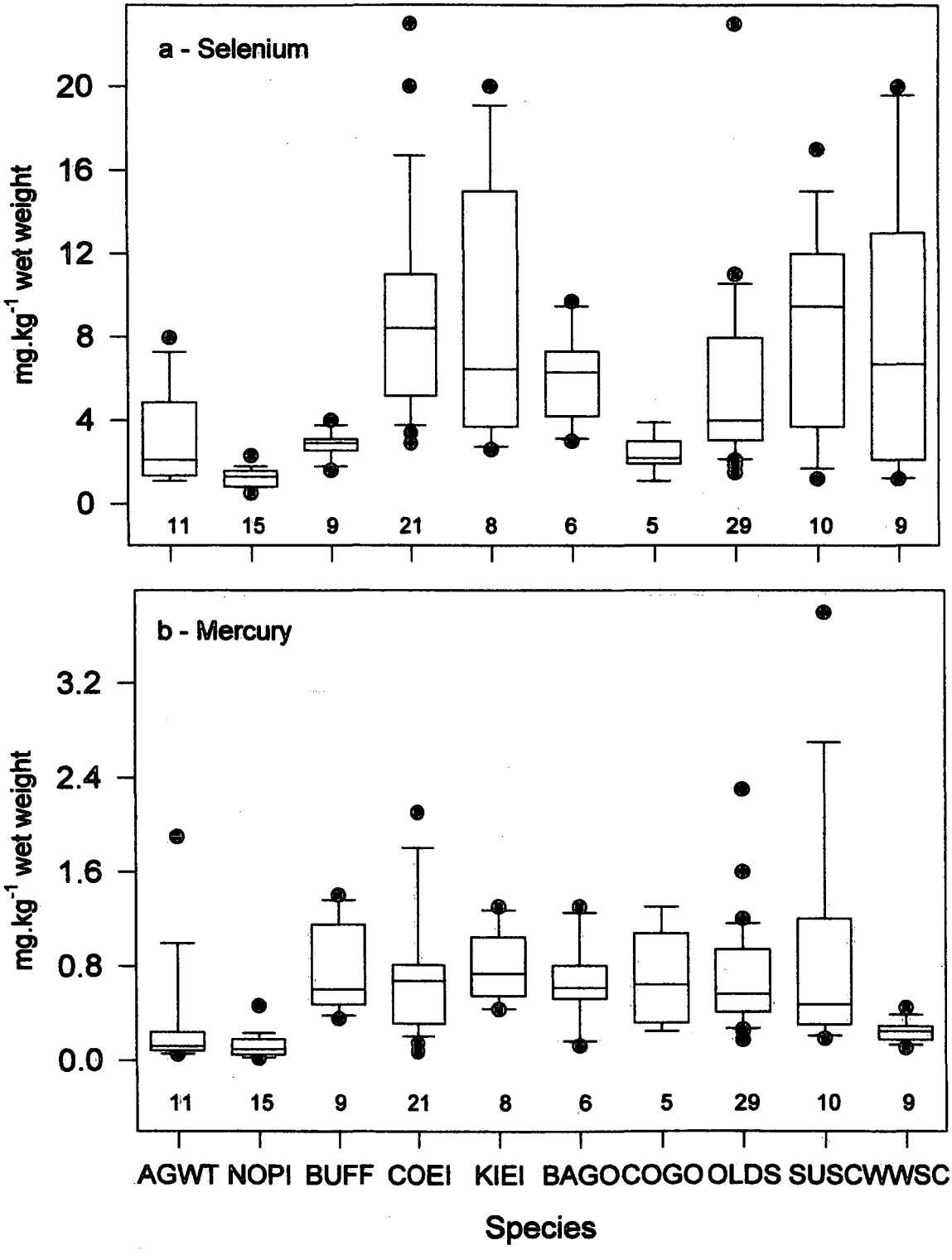

Appendix B - Tables

	Notes on tables, symbol explanations and table footnotes	B-ii
1	Sampling locations for Canadian waterfowl and other harvested birds	B-1
2	Species list	B-6
3	Statistical summary of organochlorines in pectoral muscle of waterfowl and gamebirds	B-9
4	Organochlorines in pectoral muscle of waterfowl and gamebirds - 1987-95	B-36
5	PCB congeners in pectoral muscle of waterfowl and gamebirds - 1987-95	B-105
6	Randomization tests - summary	B-220
7	Randomization tests - details of multiple comparisons	B-222
8	Organochlorines in pectoral muscle of seabirds and other species	B-226
9	PCB congeners in pectoral muscle of seabirds and other species	B-229
10	Organochlorines in waterfowl and seabird eggs - 1991-94	B-234
11	PCB congeners in waterfowl and seabird eggs - 1991-94	B-240
12	Dioxins and furans in waterfowl and gamebird pectoral muscle and in waterfowl and seabird eggs	B-250
13	Statistical summary of metals in pectoral muscle of waterfowl and gamebirds	B-258
14	Metals in pectoral muscle of waterfowl and gamebirds	B-266
15	Metals in pectoral muscle of seabirds and other species	B-290
16	Metals in waterfowl and seabird eggs	B-291
17	Metals in waterfowl liver	B-293
18	Organochlorine levels in birds from other studies	B-297
19	Organochlorine levels associated with biological effects in birds	B-301
20	Metal levels in birds from other studies	B-304
21	Metal levels associated with biological effects in birds	B-306
22	Critical threshold levels for organochlorines in biota	B-311
23	Critical threshold levels for metals in biota	B-313
24	Summary of sample pools exceeding critical threshold levels of organochlorines and metals for avian health	B-314

Notes on Tables, Symbol Explanations and Table Footnotes

Formulas and Units for Statistical Summary Tables (Tables 3, 13)

POOLS: # of pools in all regions

BIRDS: Sum of all individuals in all pools

DETECTS: Count of all values ≥ 0.0001 mg·kg^{-1} (> Sample Detection Limit for Metals)

% DETECTS: (# DETECTS/(# DETECTS + # NON-DETECTS))*100

NON-DETECTS (nd): # of values < 0.0001 mg·kg^{-1} (< Sample Detection Limit for Metals)

TRACE VALUES (Organochlorines) (tr): # of detected values that were not confidently quantifiable ($0.0001 \leq tr < 0.001$ mg·kg^{-1})

MISSING VALUES (Metals): # POOLS - # DETECTS - # NON-DETECTS

MIN (mg·kg^{-1} [ppm] wet weight): Minimum value ("tr" if less than 0.001 mg·kg^{-1}, "nd" if less than 0.0001 mg·kg^{-1} for organochlorines or if < Sample Detection Limit for Metals)

MAX (mg·kg^{-1} [ppm] wet weight): Maximum value ("tr" if less than 0.001 mg·kg^{-1}, "nd" if less than 0.0001 mg·kg^{-1} for organochlorines or if < Sample Detection Limit for Metals)

MEDIAN (mg·kg^{-1} [ppm] wet weight): Median of pooled values ("na" if less than 0.001 mg·kg^{-1} for organochlorines or if < Sample Detection Limit for Metals). Non-detects set to 1/2 detection limit for this calculation.

Data Table Heading and Symbol Explanations (Table 4, 5, 8 - 12, 14 - 23)

Age: I - Immature; A - Adult; U - Unknown

Sex: F - Female; M - Male; U - Unknown

Year: The year code consists of the year and a season code:
a -Jan-Mar; b - Apr-Jun; c - Jul-Aug; d - Sep-Dec

Mapref: See Table 1 and Figure 1 for map location references

Prov: Province of collection

S_CHL: Sum of oxy-, *trans*- & *cis*-chlordane, *trans*- & *cis*-nonachlor and heptachlor epoxide

S_PCB: Sum of PCB congeners 28, 31, 44, 52, 60, 66/95, 87, 97, 99, 101, 105, 110, 118, 138, 141, 146, 153, 170/190, 171, 172, 174, 180, 182/187, 183, 194, 195, 201, 203, 206 (This is standardized to these 32 congeners, [even if more or fewer congeners have been analysed for] to allow comparability through time as the number of congeners analysed changes.

OCS: Octochlorostyrene

S_Mirex: Sum of Photo-mirex and Mirex

S_DDT: Sum of *pp*'-DDE, *pp*'-DDD and *pp*'-DDT

1,2,4,5-T4CB: 1,2,3,5-tetrachlorobenzene

1,2,3,4-T4CB: 1,2,3,4-tetrachlorobenzene

QCB: Pentachlorobenzene

HCB: Hexachlorobenzene

S_CBz: Sum of 1,2,4,5- & 1,2,3,4-Tetrachlorobenzene, Pentachlorobenzene and Hexachlorobenzene

a-HCH: α-hexachlorocyclohexane

b-HCH: β-hexachlorocyclohexane

g-HCH: γ-hexachlorocyclohexane

S_HCH: Sum of α-, β-, and γ- hexachlorocyclohexanes

2378 TCDD: 2,3,7,8-tetrachlorodibenzo-p-dioxin

12378 PnCDD: 1,2,3,7,8-pentachlorodibenzo-p-dioxin

123478 HxCDD: 1,2,3,4,7,8-hexachlorodibenzo-p-dioxin

123678 HxCDD: 1,2,3,6,7,8-hexachlorodibenzo-p-dioxin

123789 HxCDD: 1,2,3,7,8,9-hexachlorodibenzo-p-dioxin

1234678 HpCDD: 1,2,3,4,6,7,8-heptachlorodibenzo-p-dioxin

OCDD: octachlorodibenzo-p-dioxin

2378 TCDF: 2,3,7,8-tetrachlorodibenzofuran

12378 PnCDF: 1,2,3,7,8-pentachlorodibenzofuran

23478 PnCDF: 2,3,4,7,8-pentachlorodibenzofuran

123478 HxCDF: 1,2,3,4,7,8-hexachlorodibenzofuran

123678 HxCDF: 1,2,3,6,7,8-hexachlorodibenzofuran

123789 HxCDF: 1,2,3,7,8,9-hexachlorodibenzofuran

234678 HxCDF: 2,3,4,6,7,8-hexachlorodibenzofuran

1234678 HpCDF: 1,2,3,4,6,7,8-heptachlorodibenzofuran

1234789 HpCDF: 1,2,3,4,7,8,9-heptachlorodibenzofuran

OCDF: octachlorodibenzofuran

MQC: Minimal Quantifiable Concentration for Dioxins (Signal/Noise ratio < 3)

As: Arsenic; Se: Selenium; Pb: Lead; Hg: Total Mercury; Cd: Cadmium

^{137}Cs: Cesium-137 activity (decay-corrected to collection date) measured in Bequerel/kg. The limit of detection, equivalent to a signal three times the standard deviation in the spectrometric background, is given in place of imprecise determinations of low

activities.

Uncertainty (Bq/kg): Uncertainty in the specific activity of ^{137}C, based on the standard counting error, or one standard deviation.

bm: Pectoral (breast) muscle

wb: Whole body

Trigger: Level at which consumption advisories are issued

Guideline: Maximum allowable level but without regulatory force

MAC: Maximum Acceptable Concentration (Regulatory Agency)

NOAEL: No observable effect Level

LOAEL: Lowest observable effect Level

Critical level: Scientific assessment of risk

Blank values indicate not analysed for that parameter

nd (non-detect): < 0.0001 $mg \cdot kg^{-1}$ for organochlorines and PCBs
< Sample Detection Limit for metals
signal/noise < 2 for dioxins, furans and non-ortho PCBs

tr (trace): the compound was detected but was not quantifiable
0.0001 <= "tr" <0.001 $mg \cdot kg^{-1}$ for organochlorines and PCBs
3 > Signal/Noise ratio >2 for dioxins, furans and non-ortho PCBs

Data Table Footnotes (Tables 4, 5, 8 - 12, 14 - 17)

These are the explanations for the flags after the species names

a - average of two replicates: where there was an "nd" value and a positive value, the positive value was used instead of an average

b - S_PCB is underestimated for this sample because fewer than the 32 designated congeners were analysed for

c - Average of 2 replicates (dioxins/furans); where there was a <MQC value and a positive value, the positive value was used instead of an average. Where the MQC's were different the higher MQC was used.

d - Average of two replicates (metals); where there was an "nd" value and a positive value, the positive value was used instead of an average.

e - Pb value is an average of 3 replicates

f - Average of 3 replicates (metals); where there was an "nd" value and a positive value, the positive value was used instead of an average.

g - 43180 & 43257 (Mallard) were pooled into 90-2931 (Health Canada, Radiation Protection Branch, sample ID number), 43279 & 43280 (Common Eider) were pooled into 90-2933 and 49332 & 49333 (Lesser Snow Goose) were pooled into 92-0927 for ^{137}Cesium analysis. No CWS USOX numbers exist for these pools.

h - metals pool values are average of individual analyses for these samples: the data on individual birds have been previously published in: Braune, B. M., Wong, M. P., Belles-Isles, J.-C. and Marshall, K. 1991. Chemical Residues in Canadian Game Birds. CWS Tech. Rep. #124.

i - metals data for pectoral muscle also exists for this liver pool, under the USOX # in the BM USOX column

Table 1: Sampling locations for Canadian waterfowl and other harvested birds

MAP REFERENCE	LOCATION	PROVINCE	LATITUDE	LONGITUDE
1 - NEWFOUNDLAND (The island of Newfoundland)				
1a	Gros Morne	NF	4950	5750
1b	Corner Brook	NF	4900	5800
1c	Port aux Basques	NF	4800	5900
1d	Buchans	NF	4900	5700
1e	Fortune Bay	NF	4710	5545
1f	South Avalon	NF	4705	5335
1g	North Avalon	NF	4800	5400
1h	Bonavista Bay	NF	4845	5410
1i	Fogo Island	NF	4940	5400
1j	Notre Dame Bay	NF	4910	5505
1k	Burgeo	NF	4735	5740
2 - LABRADOR (South of 55°N)				
2a	Wabush & Trans-Labrador Highway	LB	5255	6652
2b	Churchill Falls	LB	5330	6440
2c	Goose Bay	LB	5320	6025
2d	Rigolet	LB	5410	5830
3 - MARITIMES (The provinces of Nova Scotia, New Brunswick and Prince Edward Island)				
3a	Restigouche River	NB	4759	6647
3b	Baie des Chaleurs	NB	4736	6539
3c	Miramichi	NB	4705	6522
3d	Queen's County	PE	4608	6305
3e	Glace Bay	NS	4608	5953
3f	East Shore	NS	4440	6333
3g	Yarmouth	NS	4347	6605
3h	Brier Island	NS	4416	6622
3i	Minas Basin	NS	4459	6408
3j	Chignecto Bay	NB	4554	6422
3k	Fundy Shore	NB	4532	6603
3l	St. John River	NB	4558	6639

Table 1: Continued

MAP REFERENCE	LOCATION	PROVINCE	LATITUDE	LONGITUDE
4 - ST. LAWRENCE (The St. Lawrence watershed in Quebec)				
4a	Montreal	PQ	4539	7420
4b	Lac St-Pierre	PQ	4606	7253
4c	Thetford Mines	PQ	4605	7118
4d	Middle St. Lawrence River	PQ	4658	7100
4e	Lac St. Jean	PQ	4835	7205
4f	Lower St. Lawrence River	PQ	4824	6852
4g	Iles de Mingan	PQ	5013	6350
5 - CENTRAL QUEBEC (The James and Hudson Bay watersheds in Quebec, south of 55°N)				
5a	Lake Abitibi	PQ	4836	7927
5b	Matagami	PQ	5030	7700
5c	Eastern James Bay	PQ	5132	7858
6 - SOUTHERN ONTARIO (That part of Ontario south of 46°30'N)				
6a	Hullet Marsh	ON	4340	8127
6b	Lake St. Clair/Detroit River	ON	4232	8238
6c	Western Lake Erie	ON	4218	8155
6d	Eastern Lake Erie	ON	4234	8015
6e	Southwest Ontario	ON	4323	8042
6f	Lake Simcoe/Georgian Bay	ON	4435	7957
6g	Niagara area	ON	4310	7903
6h	Toronto area	ON	4355	7905
6i	Kawarthas	ON	4433	7815
6j	Eastern Lake Ontario	ON	4408	7643
6k	Eastern Ontario	ON	4428	7715
6l	Upper St. Lawrence River	ON	4508	7425

Table 1: Continued

MAP REFERENCE	LOCATION	PROVINCE	LATITUDE	LONGITUDE
7 - NORTHERN ONTARIO (That part of Ontario north of 46°30'N)				
7a	Lake of the Woods/Wabigoon River	ON	5025	9418
7b	Rainy River	ON	4830	9230
7c	Weagamow Lake area	ON	5253	9122
7d	Pickle Lake	ON	5128	9015
7e	Big Trout Lake	ON	5345	9000
7f	Thunder Bay area	ON	4824	8930
7g	Winisk	ON	5516	8512
7h	Sault Ste. Marie area	ON	4631	8420
7i	Kirkwall	ON	4831	8307
7j	Timmins	ON	4820	8044
7k	Moosonee	ON	5117	8039
8 - PRAIRIES (Manitoba, Saskatchewan, Alberta, those parts of BC in the Mackenzie watershed and those parts of the Yukon in the Liard River watershed)				
8a	Finlayson Lake	YT	6135	13040
8b	Watson Lake	YT	6010	12945
8c	Boundary Lake	BC	5620	12000
8d	Hay-Zama Lakes	AB	5848	11847
8e	Fort Vermilion	AB	5824	11600
8f	Lake Athabaska	AB	5835	11055
8g	Grande Prairie	AB	5512	11848
8h	Camrose	AB	5301	11250
8i	Stettler	AB	5219	11243
8j	Wainwright	AB	5249	11052
8k	Drumheller	AB	5126	11152
8l	Brooks	AB	5035	11208
8m	Meadowlake	SK	5408	10826
8n	North Battleford	SK	5212	10827
8o	Tobin Lake	SK	5341	10321
8p	Saskatoon	SK	5209	10607
8q	Melfort/Quill Lakes	SK	5157	10410
8r	Bear Hills	SK	5147	10838
8s	Swift Current	SK	5039	10759
8t	Regina/Moose Jaw	SK	5045	10445
8u	Yorkton	SK	5113	10228

Table 1: Continued

MAP REFERENCE	LOCATION	PROVINCE	LATITUDE	LONGITUDE
8 - PRAIRIES continued				
8v	Estevan	SK	4910	10313
8w	Churchill	MB	5845	9405
8x	Le Pas	MB	5342	10122
8y	Waterhen Lake	MB	5206	9934
8z	Lake Manitoba	MB	5100	9845
8aa	Selkirk	MB	5009	9652
8bb	Boissevain	MB	4914	10003
8cc	Lake of the Woods	MB	4908	9518
9 - PACIFIC (The Pacific watershed in BC and in The Yukon except for the Porcupine River watershed in Northern Yukon)				
9a	Dawson	YT	6450	13930
9b	Whitehorse	YT	6043	13503
9c	Teslin	YT	6005	13225
9d	Kitimat	BC	5355	12842
9e	Babine Lake	BC	5355	12409
9f	Chilcotin Lake	BC	5220	12403
9g	Williams Lake	BC	5153	12224
9h	North Vancouver Island	BC	5034	12659
9i	South Vancouver Island	BC	4855	12342
9j	Fraser River Delta	BC	4905	12253
9k	Merritt	BC	5007	12047
9l	Okanagan	BC	5000	11923
9m	Kootenay	BC	4950	11635
10 - EASTERN ARCTIC (Arctic Canada east of 95°W and north of 55°N except for Spence Bay on the west coast of the Boothia Penninsula but including the Baker Lake area at 96°W.)				
10a	Aujuittuq (Grise Fjord)	NT	7624	8221
10b	Bylot Island	NT	7305	7950
10c	Melville Peninsula	NT	6847	8113

Table 1: Continued

MAP REFERENCE	LOCATION	PROVINCE	LATITUDE	LONGITUDE
10 - EASTERN ARCTIC continued				
10d	Qamanit'tuaq Area (Baker Lake)	NT	6419	9603
10e	Arviaq (Arviat)	NT	6107	9403
10f	Salliq (Coral Harbour)	NT	6408	8304
10g	Kinngait (Cape Dorset)	NT	6414	7633
10h	Cumberland Sound	NT	6510	6530
10i	Salluit/Ivujivik/Digges Island	PQ/NT	6214	7538
10j	Inukjuaq	PQ	5827	7805
10k	Sanikiluaq	NT	5632	7914
10l	Kuujjuarapik	PQ	5527	7723
10m	Great Whale River	PQ	5516	7747
10n	Kangisujuaq	PQ	6138	7150
10o	Kangiqsualuujjuaq (George River)	PQ	5842	6557
10p	Nain	LB	5636	6156
11 - WESTERN ARCTIC (Arctic Canada west of 95°W and north of 60°N except for the Baker Lake area, the Laird River and Pacific watersheds [other than the Porcupine River] in the Yukon. It also includes Spence Bay)				
11a	Old Crow	YT	6734	13950
11b	Mackenzie River Delta	NT	6929	13517
11c	Holman	NT	7044	11744
11d	Fort Good Hope	NT	6618	12838
11e	Yellowknife/Great Slave Lake	NT	6222	11420
11f	Long Lake	NT	6443	11040
11g	Qurluqtuq (Coppermine)	NT	6815	11359
11h	Talurjuaq (Spence Bay)	NT	6932	9332

All watershed boundaries are taken from The National Atlas of Canada, 5th edition sheet #MCR4055 - Canada - Drainage Basins

Table 2: Species List

COMMON NAME	SCIENTIFIC NAME	SPECIES CODE
Insectivores (IN)		
American Woodcock	*Scolopax minor*	AMWO
Common Snipe	*Gallinago gallinago*	COSN
Terrestrial Browsers (BR)		
Rock Ptarmigan	*Lagopus mutus*	ROPT
Willow Ptarmigan	*Lagopus lagopus*	WIPT
Rock/Willow Ptarmigan	*Lagopus spp.*	PTAR
Ruffed Grouse	*Bonasa umbellus*	RUGR
Sharp-tailed Grouse	*Tympanuchus phasianellus*	STGR
Spruce Grouse	*Dendragapus canadensis*	SPGR
Geese & Swans (GR)		
Atlantic Brant Goose	*Branta bernicla hrota*	ATBR
Black Brant Goose	*Branta bernicla nigricans*	BLBR
Canada Goose	*Branta canadensis*	CAGO
Greater Snow Goose	*Chen caerulescens atlanticus*	GSGO
Lesser Snow Goose	*Chen caerulescens caerulescens*	LSGO
Greater White-fronted Goose	*Anser albifrons*	GWFG
Tundra Swan	*Cygnus columbianus*	WHSW
Dabblers (DD)		
American Wigeon	*Anas americana*	AMWI
Black Duck	*Anas rubripes*	ABDU
Mallard	*Anas platyrhynchos*	MALL
Blue-winged Teal	*Anas discors*	BWTE
Green-winged Teal	*Anas crecca*	AGWT
Gadwall	*Anas strepera*	GADW
Northern Pintail	*Anas acuta*	NOPI
Northern Shoveler	*Anas clypeata*	NSHO
Wood Duck	*Aix sponsa*	WODU

Table 2: Continued

COMMON NAME	SCIENTIFIC NAME	SPECIES CODE
Bay Ducks (BD)		
Canvasback	*Aythya valisineria*	CANV
Greater Scaup	*Aythya marila*	GRSC
Lesser Scaup	*Aythya affinis*	LESC
Redhead	*Aythya americana*	REDH
Ring-necked Duck	*Aythya collaris*	RNDU
Sea Ducks (SD)		
Bufflehead	*Bucephala albeola*	BUFF
Common Eider	*Somateria mollissima*	COEI
King Eider	*Somateria spectabilis*	KIEI
Barrows Goldeneye	*Bucephala islandica*	BAGO
Common Goldeneye	*Bucephala clangula*	COGO
Oldsquaw	*Clangula hyemalis*	OLDS
Black Scoter	*Melanitta nigra*	BLSC
Surf Scoter	*Melanitta perspicillata*	SUSC
White-winged Scoter	*Melanitta fusca*	WWSC
Mergansers (ME)		
Common Merganser	*Mergus merganser*	COME
Hooded Merganser	*Lophodytes cucullatus*	HOME
Red-breasted Merganser	*Mergus serrator*	RBME
Loons (LN)		
Common Loon	*Gavia immer*	COLO
Pacific Loon	*Gavia pacifica*	PALO
Red-throated Loon	*Gavia stellata*	RTLO
Yellow-billed Loon	*Gavia adamsii*	YBLO

Table 2: Continued

COMMON NAME	SCIENTIFIC NAME	SPECIES CODE
Alcids		
Atlantic Puffin	*Fratercula arctica*	ATPU
Black Guillemot	*Cepphus grylle*	BLGU
Dovekie	*Alle alle*	DOVE
Common Murre	*Uria aalge*	COMU
Thick-Billed Murre	*Uria lomvia*	TBMU
Fulmars		
Northern Fulmar	*Fulmar glacialis*	NOFU
Gulls		
Black-legged Kittiwake	*Rissa tridactyla*	BLKI
Glaucous Gull	*Larus hyperboreus*	GLGU
Herring Gull	*Larus argentatus*	HERG
Mew Gull	*Larus canus*	MEGU
Other Species		
American Coot	*Fulica americana*	AMCO

Species Codes are based on: Klimkiewicz and Robbins (1978) and Sibley and Monroe (1990)

Table 3: Statistical summary of organochlorines in pectoral muscle of waterfowl and gamebirds - 1987-95

(MIN, MAX & MEDIAN values in mg/kg wet wt)

Species	# of Pools	# of Birds	Regions	# of Sites	Parameter	oxy-chlordane	trans-chlordane	cis-chlordane	trans-nonachlor	cis-nonachlor	heptachlor epoxide	S_CHL	S_PCB
INSECTIVORES (10 pools, 44 birds)													
AMWO	8	31	3,4	5	# DETECTS	7	0	0	0	3	8	8	8
					% DETECTS	87.5	0.0	0.0	0.0	37.5	100.0	100.0	100.0
					# NON-DETECTS	1	8	8	8	5	0	0	0
					#TRACE	7	0	0	7	3	7	0	0
					MIN	nd	nd	nd	nd	nd	tr	0.001	0.003
					MAX	tr	nd	nd	tr	tr	0.001	0.002	0.012
					MEDIAN	na	na	na	na	na	na	0.001	0.008
COSN	2	13	3,4	2	# DETECTS	2	0	0	0	0	2	2	2
					% DETECTS	100.0	0.0	0.0	0.0	0.0	100.0	100.0	100.0
					# NON-DETECTS	0	2	2	2	2	0	0	0
					#TRACE	2	0	0	0	0	2	2	0
					MIN	tr	nd	nd	nd	nd	tr	tr	0.001
					MAX	tr	nd	nd	nd	nd	tr	tr	0.002
					MEDIAN	na	na	na	na	na	na	na	0.002
TERRESTRIAL BROWSERS (34 pools, 145 birds)													
ROPT	9	46	1,9,10,11	8	# DETECTS	1	0	0	0	0	0	2	5
					% DETECTS	11.1	0.0	0.0	0.0	0.0	0.0	22.2	55.6
					# NON-DETECTS	8	9	9	9	9	9	7	4
					#TRACE	1	0	0	0	0	0	2	2
					MIN	nd	nd	nd	nd	nd	nd	nd	nd
					MAX	tr	nd	nd	nd	nd	nd	tr	0.003
					MEDIAN	na	na	na	na	na	na	na	na
WIPT	12	50	1,9,10,11	10	# DETECTS	1	0	0	0	0	1	2	5
					% DETECTS	8.3	0.0	0.0	0.0	0.0	8.3	16.7	41.7
					# NON-DETECTS	11	12	12	12	12	11	10	7
					#TRACE	1	0	0	0	0	1	2	0
					MIN	nd	nd	nd	nd	nd	nd	nd	nd
					MAX	tr	nd	nd	nd	nd	tr	tr	0.010
					MEDIAN	na	na	na	na	na	na	na	na
PTAR	1	6	9	1	# DETECTS	0	0	0	0	0	0	0	0
					% DETECTS	0.0	0.0	0.0	0.0	0.0	0.0	0.0	0.0
					# NON-DETECTS	1	1	1	1	1	1	1	1
					#TRACE	0	0	0	0	0	0	0	0
					MIN	nd	nd	nd	nd	nd	nd	nd	nd
					MAX	nd	nd	nd	nd	nd	nd	nd	nd
					MEDIAN	na	na	na	na	na	na	na	na

Table 3: continued

(MIN, MAX & MEDIAN values in mg/kg wet wt)

Species	# of Pools	# of Birds	Regions	# of Sites	Parameter	oxy-chlordane	trans-chlordane	cis-chlordane	trans-nonachlor	cis-nonachlor	heptachlor epoxide	S_CHL	S_PCB
TERRESTRIAL BROWSERS continued													
RUGR	3	4	8,9	3	# DETECTS	0	0	0	0	0	0	0	0
					% DETECTS	0.0	0.0	0.0	0.0	0.0	0.0	0.0	0.0
					# NON-DETECTS	3	3	3	3	3	3	3	3
					#TRACE	0	0	0	0	0	0	0	0
					MIN	nd	nd	nd	nd	nd	nd	nd	nd
					MAX	nd	nd	nd	nd	nd	nd	nd	nd
					MEDIAN	na	na	na	na	na	na	na	na
STGR	1	7	11	1	# DETECTS	0	0	0	0	0	0	0	0
					% DETECTS	0.0	0.0	0.0	0.0	0.0	0.0	0.0	0.0
					# NON-DETECTS	1	1	1	1	1	1	1	1
					#TRACE	0	0	0	0	0	0	0	0
					MIN	nd	nd	nd	nd	nd	nd	nd	nd
					MAX	nd	nd	nd	nd	nd	nd	nd	nd
					MEDIAN	na	na	na	na	na	na	na	na
SPGR	8	32	5,8,9,11	6	# DETECTS	1	0	0	0	0	2	2	1
					% DETECTS	12.5	0.0	0.0	0.0	0.0	25.0	25.0	12.5
					# NON-DETECTS	7	8	8	8	8	6	6	7
					#TRACE	1	0	0	0	0	1	1	0
					MIN	nd	nd	nd	nd	nd	nd	nd	nd
					MAX	tr	nd	nd	nd	nd	0.003	0.003	0.008
					MEDIAN	na	na	na	na	na	na	na	na
GEESE & SWANS (114 pools, 692 birds)													
ATBR	3	20	5	1	# DETECTS	0	0	0	0	0	0	0	2
					% DETECTS	0.0	0.0	0.0	0.0	0.0	0.0	0.0	66.7
					# NON-DETECTS	3	3	3	3	3	3	3	1
					#TRACE	0	0	0	0	0	0	0	0
					MIN	nd	nd	nd	nd	nd	nd	nd	nd
					MAX	nd	nd	nd	nd	nd	nd	nd	0.005
					MEDIAN	na	na	na	na	na	na	na	0.002
BLBR	2	11	9,11	2	# DETECTS	0	0	0	0	0	1	1	0
					% DETECTS	0.0	0.0	0.0	0.0	0.0	50.0	50.0	0.0
					# NON-DETECTS	2	2	2	2	2	1	1	2
					#TRACE	0	0	0	0	0	1	1	0
					MIN	nd	nd	nd	nd	nd	nd	nd	nd
					MAX	nd	nd	nd	nd	nd	tr	tr	nd
					MEDIAN	na	na	na	na	na	na	na	na

Table 3: Continued

(MIN, MAX & MEDIAN values in mg/kg wet wt)

Species	# of Pools	# of Birds	Regions	# of Sites	Parameter	oxy-chlordane	trans-chlordane	cis-chlordane	trans-nonachlor	cis-nonachlor	heptachlor epoxide	S_CHL	S_PCB
GEESE & SWANS continued													
CAGO	67	381	all	51	# DETECTS	22	0	2	8	4	23	34	41
					% DETECTS	32.8	0.0	3.0	11.9	6.0	34.3	50.7	61.2
					# NON-DETECTS	45	67	65	59	63	44	33	26
					#TRACE	18	0	1	8	4	16	22	19
					MIN	nd	nd	nd	nd	nd	nd	nd	nd
					MAX	0.005	nd	0.002	tr	tr	0.008	0.012	0.027
					MEDIAN	na	na	na	na	na	na	na	na
GSGO	7	44	4,10	2	# DETECTS	4	0	1	4	1	4	6	7
					% DETECTS	57.1	0.0	14.3	57.1	14.3	57.1	85.7	100.0
					# NON-DETECTS	3	7	6	3	6	3	1	0
					#TRACE	4	0	0	4	1	4	4	3
					MIN	nd	nd	nd	nd	nd	nd	nd	tr
					MAX	tr	nd	0.003	tr	tr	tr	0.003	0.006
					MEDIAN	na	na	na	na	na	na	na	0.003
LSGO	32	217	5,7,8, 10,11	18	# DETECTS	9	0	6	13	2	17	18	14
					% DETECTS	28.1	0.0	18.8	40.6	6.3	53.1	56.3	43.8
					# NON-DETECTS	23	32	26	19	30	15	14	18
					#TRACE	9	0	4	13	2	13	10	8
					MIN	nd	nd	nd	nd	nd	nd	nd	nd
					MAX	tr	nd	0.001	tr	tr	0.003	0.005	0.005
					MEDIAN	na	na	na	na	na	na	na	na
GWFG	2	13	8	2	# DETECTS	0	0	0	0	0	0	0	1
					% DETECTS	0.0	0.0	0.0	0.0	0.0	0.0	0.0	50.0
					# NON-DETECTS	2	2	2	2	2	2	2	1
					#TRACE	0	0	0	0	0	0	0	0
					MIN	nd	nd	nd	nd	nd	nd	nd	nd
					MAX	nd	nd	nd	nd	nd	nd	nd	0.024
					MEDIAN	na	na	na	na	na	na	na	0.012
WHSW	1	6	11	1	# DETECTS	0	0	0	0	0	0	0	0
					% DETECTS	0.0	0.0	0.0	0.0	0.0	0.0	0.0	0.0
					# NON-DETECTS	1	1	1	1	1	1	1	1
					#TRACE	0	0	0	0	0	0	0	0
					MIN	nd	nd	nd	nd	nd	nd	nd	nd
					MAX	nd	nd	nd	nd	nd	nd	nd	nd
					MEDIAN	na	na	na	na	na	na	na	na

Table 3: Continued

(MIN, MAX & MEDIAN values in mg/kg wet wt)

Species	# of Pools	# of Birds	Regions	# of Sites	Parameter	oxy-chlordane	trans-chlordane	cis-chlordane	trans-nonachlor	cis-nonachlor	heptachlor epoxide	S_CHL	S_PCB
DABBLING DUCKS (331 pools, 1735 birds)													
AMWI	27	115	4,5,7,8, 9,11	20	# DETECTS	1	1	1	1	0	2	5	7
					% DETECTS	3.7	3.7	3.7	3.7	0.0	7.4	18.5	25.9
					# NON-DETECTS	26	26	26	26	27	25	22	20
					#TRACE	0	0	1	1	0	1	2	2
					MIN	nd	nd	nd	nd	nd	nd	nd	nd
					MAX	0.003	0.003	tr	tr	nd	0.001	0.003	0.006
					MEDIAN	na	na	na	na	na	na	na	na
ABDU	50	232	1,2,3,4,5, 6,7,8,10	33	# DETECTS	35	1	14	15	6	17	38	46
					% DETECTS	70.0	2.0	28.0	30.0	12.0	34.0	76.0	92.0
					# NON-DETECTS	15	49	36	35	44	33	12	4
					#TRACE	28	1	14	13	5	14	24	6
					MIN	nd	nd	nd	nd	nd	nd	nd	nd
					MAX	0.005	tr	tr	0.007	0.001	0.003	0.016	0.175
					MEDIAN	na	na	na	na	na	na	na	0.003
MALL	118	800	2,3,4,5,6, 7,8,9,11	59	# DETECTS	56	1	29	31	4	39	78	83
					% DETECTS	47.5	0.8	24.6	26.3	3.4	33.1	66.1	70.3
					# NON-DETECTS	62	117	89	87	114	79	40	35
					#TRACE	47	0	26	30	4	38	49	15
					MIN	nd	nd	nd	nd	nd	nd	nd	nd
					MAX	0.003	0.002	0.003	0.002	tr	0.004	0.004	0.033
					MEDIAN	na	na	na	na	na	na	na	0.001
BWTE	14	52	3,8,9	13	# DETECTS	2	0	0	0	0	3	4	2
					% DETECTS	14.3	0.0	0.0	0.0	0.0	21.4	28.6	14.3
					# NON-DETECTS	12	14	14	14	14	11	10	12
					#TRACE	1	0	0	0	0	2	2	1
					MIN	nd	nd	nd	nd	nd	nd	nd	nd
					MAX	0.001	nd	nd	nd	nd	0.001	0.001	0.003
					MEDIAN	na	na	na	na	na	na	na	na
AGWT	50	237	all	35	# DETECTS	27	2	3	10	0	18	30	33
					% DETECTS	54.0	4.0	6.0	20.0	0.0	36.0	60.0	66.0
					# NON-DETECTS	23	48	47	40	50	32	20	17
					#TRACE	19	2	3	8	0	16	18	9
					MIN	nd	nd	nd	nd	nd	nd	nd	nd
					MAX	0.006	tr	tr	0.002	nd	0.005	0.013	0.075
					MEDIAN	na	na	na	na	na	na	na	na

Table 3: Continued

(MIN, MAX & MEDIAN values in mg/kg wet wt)

Species	# of Pools	# of Birds	Regions	# of Sites	Parameter	oxy-chlordane	trans-chlordane	cis-chlordane	trans-nonachlor	cis-nonachlor	heptachlor epoxide	S_CHL	S_PCB
DABBLERS continued													
GADW	18	64	4,6,8,9	14	# DETECTS	2	0	1	2	1	4	5	5
					% DETECTS	11.1	0.0	5.6	11.1	5.6	22.2	27.8	27.8
					# NON-DETECTS	16	18	17	16	17	14	13	13
					#TRACE	2	0	0	2	1	4	4	1
					MIN	nd	nd	nd	nd	nd	nd	nd	nd
					MAX	tr	nd	0.001	tr	tr	tr	0.001	0.006
					MEDIAN	na	na	na	na	na	na	na	na
NOPI	32	156	4,5,8,9, 10,11	23	# DETECTS	9	2	2	9	1	10	17	15
					% DETECTS	28.1	6.3	6.3	28.1	3.1	31.3	53.1	46.9
					# NON-DETECTS	23	30	30	23	31	22	15	17
					#TRACE	6	0	2	5	1	7	5	1
					MIN	nd	nd	nd	nd	nd	nd	nd	nd
					MAX	0.003	0.002	tr	0.005	tr	0.001	0.005	0.065
					MEDIAN	na	na	na	na	na	na	na	na
NOSH	12	52	7,8,9	10	# DETECTS	4	0	2	4	1	4	6	6
					% DETECTS	33.3	0.0	16.7	33.3	8.3	33.3	50.0	50.0
					# NON-DETECTS	8	12	10	8	11	8	6	6
					#TRACE	2	0	2	3	1	3	3	1
					MIN	nd	nd	nd	nd	nd	nd	nd	nd
					MAX	0.004	nd	tr	0.002	tr	0.003	0.010	0.115
					MEDIAN	na	na	na	na	na	na	na	na
WODU	10	27	3,4,5,6,7	8	# DETECTS	8	0	1	5	1	6	10	9
					% DETECTS	80.0	0.0	10.0	50.0	10.0	60.0	100.0	90.0
					# NON-DETECTS	2	10	9	5	9	4	0	1
					#TRACE	6	0	1	4	1	4	6	3
					MIN	nd	nd	nd	nd	nd	nd	tr	nd
					MAX	0.012	nd	tr	0.002	tr	0.006	0.018	0.006
					MEDIAN	na	na	na	na	na	na	na	0.003
BAY DUCKS (82 pools, 327 birds)													
CANV	2	11	8,11	2	# DETECTS	1	0	0	0	0	1	1	1
					% DETECTS	50.0	0.0	0.0	0.0	0.0	50.0	50.0	50.0
					# NON-DETECTS	1	2	2	2	2	1	1	1
					#TRACE	1	0	0	0	0	0	0	0
					MIN	nd	nd	nd	nd	nd	nd	nd	nd
					MAX	tr	nd	nd	nd	nd	0.002	0.003	0.022
					MEDIAN	na	na	na	na	na	na	0.001	0.011

Table 3: Continued

(MIN, MAX & MEDIAN values in mg/kg wet wt)

Species	# of Pools	# of Birds	Regions	# of Sites	Parameter	oxy-chlordane	trans-chlordane	cis-chlordane	trans-nonachlor	cis-nonachlor	heptachlor epoxide	S_CHL	S_PCB
BAY DUCKS continued													
GRSC	18	64	3,4,5,6, 7,9	11	# DETECTS	14	0	5	16	5	17	17	18
					% DETECTS	77.8	0.0	27.8	88.9	27.8	94.4	94.4	100.0
					# NON-DETECTS	4	18	13	2	13	1	1	0
					#TRACE	7	0	3	13	5	11	3	0
					MIN	nd	nd	nd	nd	nd	nd	nd	0.002
					MAX	0.004	nd	0.001	0.002	tr	0.002	0.007	0.327
					MEDIAN	na	na	na	na	na	na	0.002	0.023
LESC	36	165	4,5,6,7, 8,9,11	27	# DETECTS	22	2	10	21	11	19	27	31
					% DETECTS	61.1	5.6	27.8	58.3	30.6	52.8	75.0	86.1
					# NON-DETECTS	14	34	26	15	25	17	9	5
					#TRACE	12	1	9	18	9	13	5	4
					MIN	nd	nd	nd	nd	nd	nd	nd	nd
					MAX	0.002	0.001	0.001	0.002	0.007	0.003	0.011	0.240
					MEDIAN	na	na	na	na	na	na	0.001	0.018
REDH	5	24	5,6,8	5	# DETECTS	0	0	0	1	0	1	1	2
					% DETECTS	0.0	0.0	0.0	20.0	0.0	20.0	20.0	40.0
					# NON-DETECTS	5	5	5	4	5	4	4	3
					#TRACE	0	0	0	1	0	1	1	2
					MIN	nd	nd	nd	nd	nd	nd	nd	nd
					MAX	nd	nd	nd	tr	nd	tr	tr	0.007
					MEDIAN	na	na	na	na	na	na	na	na
RNDU	21	63	all but 2	19	# DETECTS	8	1	1	3	1	8	11	14
					% DETECTS	38.1	4.8	4.8	14.3	4.8	38.1	52.4	66.7
					# NON-DETECTS	13	20	20	18	20	13	10	7
					#TRACE	7	1	1	3	1	8	7	3
					MIN	nd	nd	nd	nd	nd	nd	nd	nd
					MAX	0.001	tr	tr	tr	tr	tr	0.002	0.020
					MEDIAN	na	na	na	na	na	na	na	0.001
SEA DUCKS (174 pools, 737 birds)													
BUFF	28	98	4,6,7,8, 9,11	19	# DETECTS	15	1	5	12	4	14	19	23
					% DETECTS	53.6	3.6	17.9	42.9	14.3	50.0	67.9	82.1
					# NON-DETECTS	13	27	23	16	24	14	9	5
					#TRACE	7	1	5	10	4	10	6	1
					MIN	nd	nd	nd	nd	nd	nd	nd	nd
					MAX	0.012	tr	tr	0.004	tr	0.006	0.018	0.048
					MEDIAN	na	na	na	na	na	na	na	0.006

Table 3: Continued

(MIN, MAX & MEDIAN values in mg/kg wet wt)

Species	# of Pools	# of Birds	Regions	# of Sites	Parameter	oxy-chlordane	trans-chlordane	cis-chlordane	trans-nonachlor	cis-nonachlor	heptachlor epoxide	S_CHL	S_PCB
SEA DUCKS continued													
COEI	30	171	1,2,3,4, 5,10	25	# DETECTS	29	0	9	25	13	29	29	29
					% DETECTS	96.7	0.0	30.0	83.3	43.3	96.7	96.7	96.7
					# NON-DETECTS	1	30	21	5	17	1	1	1
					#TRACE	10	0	8	14	12	16	2	1
					MIN	nd	nd	nd	nd	nd	nd	nd	nd
					MAX	0.007	nd	0.001	0.003	0.001	0.003	0.013	0.097
					MEDIAN	0.002	na	na	na	na	na	0.004	0.012
KIEI	5	23	10,11	4	# DETECTS	5	0	3	5	3	4	5	5
					% DETECTS	100.0	0.0	60.0	100.0	60.0	80.0	100.0	100.0
					# NON-DETECTS	0	5	2	0	2	1	0	0
					#TRACE	1	0	3	2	3	2	0	0
					MIN	tr	nd	nd	tr	nd	nd	0.001	0.003
					MAX	0.007	nd	tr	0.002	tr	0.003	0.012	0.031
					MEDIAN	0.002	na	na	0.001	na	na	0.004	0.005
BAGO	11	30	4,9,11	9	# DETECTS	10	0	1	3	1	7	11	11
					% DETECTS	90.9	0.0	9.1	27.3	9.1	63.6	100.0	100.0
					# NON-DETECTS	1	11	10	8	10	4	0	0
					#TRACE	4	0	1	3	1	6	4	0
					MIN	nd	nd	nd	nd	nd	nd	tr	0.002
					MAX	0.003	nd	tr	tr	tr	0.001	0.005	0.072
					MEDIAN	0.002	na	na	na	na	na	0.002	0.009
COGO	39	135	1,2,3,4,5, 6,7,8,9,11	27	# DETECTS	33	1	13	23	12	27	36	39
					% DETECTS	84.6	2.6	33.3	59.0	30.8	69.2	92.3	100.0
					# NON-DETECTS	6	38	26	16	27	12	3	0
					#TRACE	18	1	12	18	10	19	13	0
					MIN	nd	nd	nd	nd	nd	nd	nd	nd
					MAX	0.009	tr	0.002	0.007	0.002	0.005	0.022	0.256
					MEDIAN	na	na	na	na	na	na	0.002	0.012
OLDS	25	145	1,3,4,5,6, 9,10,11	20	# DETECTS	24	2	10	25	21	24	25	25
					% DETECTS	96.0	8.0	40.0	100.0	84.0	96.0	100.0	100.0
					# NON-DETECTS	1	23	15	0	4	1	0	0
					#TRACE	2	1	5	3	12	3	0	0
					MIN	nd	nd	nd	tr	nd	nd	0.001	0.003
					MAX	0.021	0.001	0.004	0.037	0.013	0.036	0.102	1.076
					MEDIAN	0.004	na	na	0.002	na	0.002	0.009	0.053

Table 3: Continued

(MIN, MAX & MEDIAN values in mg/kg wet wt)

Species	# of Pools	# of Birds	Regions	# of Sites	Parameter	oxy-chlordane	trans-chlordane	cis-chlordane	trans-nonachlor	cis-nonachlor	heptachlor epoxide	S_CHL	S_PCB
SEA DUCKS continued													
BLSC	9	35	2,3,4,5,10	8	# DETECTS	6	0	0	5	4	7	7	9
					% DETECTS	66.7	0.0	0.0	55.6	44.4	77.8	77.8	100.0
					# NON-DETECTS	3	9	9	4	5	2	2	0
					#TRACE	1	0	0	5	4	4	1	0
					MIN	nd	nd	nd	nd	nd	nd	nd	0.001
					MAX	0.003	nd	nd	tr	tr	0.005	0.007	0.144
					MEDIAN	0.001	na	na	na	na	na	0.002	0.023
SUSC	19	66	2,3,4,8, 9,10,11	15	# DETECTS	17	0	3	15	11	16	17	18
					% DETECTS	89.5	0.0	15.8	78.9	57.9	84.2	89.5	94.7
					# NON-DETECTS	2	19	16	4	8	3	2	1
					#TRACE	10	0	3	13	11	10	4	0
					MIN	nd	nd	nd	nd	nd	nd	nd	nd
					MAX	0.004	nd	tr	0.002	tr	0.004	0.010	0.353
					MEDIAN	na	na	na	na	na	na	0.002	0.019
WWSC	8	34	4,8,9,11	6	# DETECTS	5	0	1	4	2	5	5	5
					% DETECTS	62.5	0.0	12.5	50.0	25.0	62.5	62.5	62.5
					# NON-DETECTS	3	8	7	4	6	3	3	3
					#TRACE	4	0	1	2	2	4	0	0
					MIN	nd	nd	nd	nd	nd	nd	nd	nd
					MAX	0.003	nd	tr	0.002	tr	0.004	0.010	0.395
					MEDIAN	na	na	na	na	na	na	0.001	0.004
MERGANSERS (69 pools, 214 birds)													
COME	25	95	1,2,3,4,5, 6,7,10	18	# DETECTS	25	3	12	23	23	21	25	25
					% DETECTS	100.0	12.0	48.0	92.0	92.0	84.0	100.0	100.0
					# NON-DETECTS	0	22	13	2	2	4	0	0
					#TRACE	2	3	10	9	18	8	1	0
					MIN	tr	nd	nd	nd	nd	nd	tr	0.023
					MAX	0.032	tr	0.002	0.026	0.014	0.041	0.116	2.436
					MEDIAN	0.002	na	na	0.001	na	0.001	0.006	0.139
HOME	17	49	1,2,3,4,5, 6,7,9,10	14	# DETECTS	15	1	4	11	7	12	16	17
					% DETECTS	88.2	5.9	23.5	64.7	41.2	70.6	94.1	100.0
					# NON-DETECTS	2	16	13	6	10	5	1	0
					#TRACE	8	0	4	10	6	8	1	0
					MIN	nd	nd	nd	nd	nd	nd	nd	0.002
					MAX	0.042	0.004	tr	0.006	0.001	0.006	0.050	0.621
					MEDIAN	na	na	na	na	na	na	0.002	0.022

Table 3: Continued

(MIN, MAX & MEDIAN values in mg/kg wet wt)

Species	# of Pools	# of Birds	Regions	# of Sites	Parameter	oxy-chlordane	trans-chlordane	cis-chlordane	trans-nonachlor	cis-nonachlor	heptachlor epoxide	S_CHL	S_PCB
MERGANSERS continued													
RBME	27	70	1,2,3,4,5, 6,7,10	21	# DETECTS	24	0	13	20	19	20	25	27
					% DETECTS	88.9	0.0	48.1	74.1	70.4	74.1	92.6	100.0
					# NON-DETECTS	3	27	14	7	8	7	2	0
					#TRACE	7	0	12	13	14	10	2	0
					MIN	nd	nd	nd	nd	nd	nd	nd	0.006
					MAX	0.025	nd	0.003	0.007	0.005	0.012	0.037	1.695
					MEDIAN	0.001	na	na	na	na	na	0.004	0.037
LOONS (20 pools, 63 birds)													
COLO	15	57	5,7,10,11	9	# DETECTS	13	4	12	15	15	13	15	14
					% DETECTS	86.7	26.7	80.0	100.0	100.0	86.7	100.0	93.3
					# NON-DETECTS	2	11	3	0	0	2	0	1
					#TRACE	2	3	4	0	3	2	0	0
					MIN	nd	nd	nd	0.001	tr	nd	0.003	nd
					MAX	0.019	0.001	0.009	0.086	0.029	0.047	0.174	1.983
					MEDIAN	0.006	na	0.001	0.020	0.005	0.005	0.042	0.531
PALO	1	1	11	1	# DETECTS	1	0	1	1	1	1	1	1
					% DETECTS	100.0	0.0	100.0	100.0	100.0	100.0	100.0	100.0
					# NON-DETECTS	0	1	0	0	0	0	0	0
					#TRACE	0	0	1	0	0	0	0	0
					MIN	0.006	nd	tr	0.012	0.002	0.003	0.023	0.230
					MAX	0.006	nd	tr	0.012	0.002	0.003	0.023	0.230
					MEDIAN	0.006	na	na	0.012	0.002	0.003	0.023	0.230
RTLO	3	4	10,11	2	# DETECTS	3	1	2	3	3	3	3	3
					% DETECTS	100.0	33.3	66.7	100.0	100.0	100.0	100.0	100.0
					# NON-DETECTS	0	2	1	0	0	0	0	0
					#TRACE	0	1	1	0	0	0	0	0
					MIN	0.009	nd	nd	0.019	0.003	0.003	0.034	0.336
					MAX	0.013	tr	0.001	0.050	0.008	0.008	0.079	0.909
					MEDIAN	0.012	na	na	0.046	0.008	0.007	0.076	0.782
YBLO	1	1	11	1	# DETECTS	1	0	0	1	1	1	1	1
					% DETECTS	100.0	0.0	0.0	100.0	100.0	100.0	100.0	100.0
					# NON-DETECTS	0	1	1	0	0	0	0	0
					#TRACE	0	0	0	0	0	0	0	0
					MIN	0.009	nd	nd	0.010	0.002	0.004	0.026	0.085
					MAX	0.009	nd	nd	0.010	0.002	0.004	0.026	0.085
					MEDIAN	0.009	na	na	0.010	0.002	0.004	0.026	0.085

Table 3: continued

(MIN, MAX & MEDIAN values in mg/kg wet wt)

Species	# of Pools	# of Birds	Regions	# of Sites	Parameter	OCS	Photo-mirex	Mirex	S_Mirex	pp'-DDE	pp'-DDD	pp'-DDT	S_DDT	Dieldrin
INSECTIVORES (10 pools, 44 birds)														
AMWO	8	31	3,4	5	# DETECTS	1	6	7	8	8	5	2	8	7
					% DETECTS	12.5	75.0	87.5	100.0	100.0	62.5	25.0	100.0	87.5
					# NON-DETECTS	7	2	1	0	0	3	6	0	1
					#TRACE	1	6	5	6	0	4	1	0	5
					MIN	nd	nd	nd	tr	0.002	nd	nd	0.002	nd
					MAX	tr	tr	0.011	0.011	0.020	0.002	0.001	0.022	0.016
					MEDIAN	na	na	na	na	0.004	na	na	0.004	na
COSN	2	13	3,4	2	# DETECTS	0	0	2	2	2	0	0	2	1
					% DETECTS	0.0	0.0	100.0	100.0	100.0	0.0	0.0	100.0	50.0
					# NON-DETECTS	2	2	0	0	0	2	2	0	1
					#TRACE	0	0	2	2	0	0	0	0	1
					MIN	nd	nd	tr	tr	0.002	nd	nd	0.002	nd
					MAX	nd	nd	tr	tr	0.012	nd	nd	0.012	tr
					MEDIAN	na	na	na	na	0.007	na	na	0.007	na
TERRESTRIAL BROWSERS (34 pools, 145 birds)														
ROPT	9	46	1,9,10,11	8	# DETECTS	0	0	0	0	1	0	0	1	1
					% DETECTS	0.0	0.0	0.0	0.0	11.1	0.0	0.0	11.1	11.1
					# NON-DETECTS	9	9	9	9	8	9	9	8	8
					#TRACE	0	0	0	0	1	0	0	1	1
					MIN	nd	nd	nd	nd	nd	nd	nd	nd	nd
					MAX	nd	nd	nd	nd	tr	nd	nd	tr	tr
					MEDIAN	na	na	na	na	na	na	na	na	na
WIPT	12	50	1,9,10,11	10	# DETECTS	0	1	0	1	2	0	0	2	0
					% DETECTS	0.0	8.3	0.0	8.3	16.7	0.0	0.0	16.7	0.0
					# NON-DETECTS	12	11	12	11	10	12	12	10	12
					#TRACE	0	1	0	1	2	0	0	2	0
					MIN	nd	nd	nd	nd	nd	nd	nd	nd	nd
					MAX	nd	tr	nd	tr	tr	nd	nd	tr	nd
					MEDIAN	na	na	na	na	na	na	na	na	na
PTAR	1	6	9	1	# DETECTS	0	0	0	0	0	0	0	0	0
					% DETECTS	0.0	0.0	0.0	0.0	0.0	0.0	0.0	0.0	0.0
					# NON-DETECTS	1	1	1	1	1	1	1	1	1
					#TRACE	0	0	0	0	0	0	0	0	0
					MIN	nd	nd	nd	nd	nd	nd	nd	nd	nd
					MAX	nd	nd	nd	nd	nd	nd	nd	nd	nd
					MEDIAN	na	na	na	na	na	na	na	na	na

Table 3: continued

(MIN, MAX & MEDIAN values in mg/kg wet wt)

Species	# of Pools	# of Birds	Regions	# of Sites	Parameter	OCS	Photo-mirex	Mirex	S_Mirex	pp'-DDE	pp'-DDD	pp'-DDT	S_DDT	Dieldrin
TERRESTRIAL BROWSERS continued														
RUGR	3	4	8,9	3	# DETECTS	0	0	0	0	0	0	0	0	0
					% DETECTS	0.0	0.0	0.0	0.0	0.0	0.0	0.0	0.0	0.0
					# NON-DETECTS	3	3	3	3	3	3	3	3	3
					#TRACE	0	0	0	0	0	0	0	0	0
					MIN	nd	nd	nd	nd	nd	nd	nd	nd	nd
					MAX	nd	nd	nd	nd	nd	nd	nd	nd	nd
					MEDIAN	na	na	na	na	na	na	na	na	na
STGR	1	7	11	1	# DETECTS	0	0	0	0	0	0	0	0	0
					% DETECTS	0.0	0.0	0.0	0.0	0.0	0.0	0.0	0.0	0.0
					# NON-DETECTS	1	1	1	1	1	1	1	1	1
					#TRACE	0	0	0	0	0	0	0	0	0
					MIN	nd	nd	nd	nd	nd	nd	nd	nd	nd
					MAX	nd	nd	nd	nd	nd	nd	nd	nd	nd
					MEDIAN	na	na	na	na	na	na	na	na	na
SPGR	8	32	5,8,9,11	6	# DETECTS	0	0	0	0	1	0	0	1	1
					% DETECTS	0.0	0.0	0.0	0.0	12.5	0.0	0.0	12.5	12.5
					# NON-DETECTS	8	8	8	8	7	8	8	7	7
					#TRACE	0	0	0	0	0	0	0	0	0
					MIN	nd	nd	nd	nd	nd	nd	nd	nd	nd
					MAX	nd	nd	nd	nd	0.002	nd	nd	0.002	0.005
					MEDIAN	na	na	na	na	na	na	na	na	na
GEESE & SWANS (114 pools, 692 birds)														
ATBR	3	20	5	1	# DETECTS	0	0	0	0	0	0	0	0	0
					% DETECTS	0.0	0.0	0.0	0.0	0.0	0.0	0.0	0.0	0.0
					# NON-DETECTS	3	3	3	3	3	3	3	3	3
					#TRACE	0	0	0	0	0	0	0	0	0
					MIN	nd	nd	nd	nd	nd	nd	nd	nd	nd
					MAX	nd	nd	nd	nd	nd	nd	nd	nd	nd
					MEDIAN	na	na	na	na	na	na	na	na	na
BLBR	2	11	9,11	2	# DETECTS	0	0	0	0	2	0	0	2	1
					% DETECTS	0.0	0.0	0.0	0.0	100.0	0.0	0.0	100.0	50.0
					# NON-DETECTS	2	2	2	2	0	2	2	0	1
					#TRACE	0	0	0	0	0	0	0	0	0
					MIN	nd	nd	nd	nd	0.002	nd	nd	0.002	nd
					MAX	nd	nd	nd	nd	0.003	nd	nd	0.003	0.002
					MEDIAN	na	na	na	na	0.003	na	na	0.003	0.001

Table 3: Continued

(MIN, MAX & MEDIAN values in mg/kg wet wt)

Species	# of Pools	# of Birds	Regions	# of Sites	Parameter	OCS	Photo-mirex	Mirex	S_Mirex	pp'-DDE	pp'-DDD	pp'-DDT	S_DDT	Dieldrin
GEESE & SWANS continued														
CAGO	67	381	all	51	# DETECTS	2	3	4	5	49	17	5	49	24
					% DETECTS	3.0	4.5	6.0	7.5	73.1	25.4	7.5	72.1	35.8
					# NON-DETECTS	65	64	63	62	18	50	62	19	43
					#TRACE	2	2	3	4	15	10	3	14	16
					MIN	nd	nd	nd	nd	nd	nd	nd	nd	nd
					MAX	tr	0.001	0.001	0.002	0.020	0.010	0.005	0.030	0.005
					MEDIAN	na	na	na	na	0.001	na	na	0.001	na
GSGO	7	44	4,10	2	# DETECTS	1	0	0	0	6	3	1	6	1
					% DETECTS	14.3	0.0	0.0	0.0	85.7	42.9	14.3	85.7	14.3
					# NON-DETECTS	6	7	7	7	1	4	6	1	6
					#TRACE	1	0	0	0	3	2	1	3	1
					MIN	nd	nd	nd	nd	nd	nd	nd	nd	nd
					MAX	tr	nd	nd	nd	0.007	0.002	tr	0.008	tr
					MEDIAN	na	na	na	na	na	na	na	na	na
LSGO	32	217	5,7,8, 10,11	18	# DETECTS	0	0	4	5	21	5	4	21	17
					% DETECTS	0.0	0.0	12.5	15.6	65.6	15.6	12.5	65.6	53.1
					# NON-DETECTS	32	32	28	27	11	27	28	11	15
					#TRACE	0	0	4	5	4	3	3	4	4
					MIN	nd	nd	nd	nd	nd	nd	nd	nd	nd
					MAX	nd	nd	tr	tr	0.006	0.004	0.002	0.010	0.003
					MEDIAN	na	na	na	na	0.001	na	na	0.001	na
GWFG	2	13	8	2	# DETECTS	0	1	1	1	1	0	0	1	0
					% DETECTS	0.0	50.0	50.0	50.0	50.0	0.0	0.0	50.0	0.0
					# NON-DETECTS	2	1	1	1	1	2	2	1	2
					#TRACE	0	1	0	0	0	0	0	0	0
					MIN	nd	nd	nd	nd	nd	nd	nd	nd	nd
					MAX	nd	tr	0.002	0.002	0.007	nd	nd	0.007	nd
					MEDIAN	na	na	na	na	0.004	na	na	0.004	na
WHSW	1	6	11	1	# DETECTS	0	0	0	0	0	0	0	0	0
					% DETECTS	0.0	0.0	0.0	0.0	0.0	0.0	0.0	0.0	0.0
					# NON-DETECTS	1	1	1	1	1	1	1	1	1
					#TRACE	0	0	0	0	0	0	0	0	0
					MIN	nd	nd	nd	nd	nd	nd	nd	nd	nd
					MAX	nd	nd	nd	nd	nd	nd	nd	nd	nd
					MEDIAN	na	na	na	na	na	na	na	na	na

Table 3: Continued

(MIN, MAX & MEDIAN values in mg/kg wet wt)

Species	# of Pools	# of Birds	Regions	# of Sites	Parameter	OCS	Photo-mirex	Mirex	S_Mirex	pp'-DDE	pp'-DDD	pp'-DDT	S_DDT	Dieldrin
DABBLING DUCKS (331 pools, 1735 birds)														
AMWI	27	115	4,5,7,8, 9,11	20	# DETECTS	0	2	0	2	13	2	4	12	5
					% DETECTS	0.0	7.4	0.0	7.4	48.1	7.4	14.8	44.4	18.5
					# NON-DETECTS	27	25	27	25	14	25	23	15	22
					#TRACE	0	2	0	2	3	1	2	4	4
					MIN	nd	nd	nd	nd	nd	nd	nd	nd	nd
					MAX	nd	tr	nd	tr	0.012	0.001	0.006	0.012	0.006
					MEDIAN	na	na	na	na	na	na	na	na	na
ABDU	50	232	1,2,3,4,5, 6,7,8,10	33	# DETECTS	8	5	10	11	47	13	1	47	17
					% DETECTS	16.0	10.0	20.0	22.0	94.0	26.0	2.0	94.0	34.0
					# NON-DETECTS	42	45	40	39	3	37	49	3	33
					#TRACE	8	4	8	8	11	9	0	11	10
					MIN	nd	nd	nd	nd	nd	nd	nd	nd	nd
					MAX	tr	0.005	0.025	0.029	0.096	0.004	0.001	0.098	0.009
					MEDIAN	na	na	na	na	0.003	na	na	0.003	na
MALL	118	800	2,3,4,5,6, 7,8,9,11	59	# DETECTS	11	12	21	22	107	25	9	107	40
					% DETECTS	9.3	10.2	17.8	18.6	90.7	21.2	7.6	90.7	33.9
					# NON-DETECTS	107	106	97	96	11	93	109	11	78
					#TRACE	9	11	20	18	17	16	5	16	13
					MIN	nd	nd	nd	nd	nd	nd	nd	nd	nd
					MAX	0.004	0.001	0.001	0.002	0.640	0.039	0.006	0.650	0.006
					MEDIAN	na	na	na	na	0.002	na	na	0.002	na
BWTE	14	52	3,8,9	13	# DETECTS	0	0	0	0	9	0	1	9	2
					% DETECTS	0.0	0.0	0.0	0.0	64.3	0.0	7.1	64.3	14.3
					# NON-DETECTS	14	14	14	14	5	14	13	5	12
					#TRACE	0	0	0	0	3	0	0	3	2
					MIN	nd	nd	nd	nd	nd	nd	nd	nd	nd
					MAX	nd	nd	nd	nd	0.005	nd	0.002	0.005	tr
					MEDIAN	na	na	na	na	na	na	na	na	na
AGWT	50	237	all	35	# DETECTS	2	2	6	7	46	9	3	46	12
					% DETECTS	4.0	4.0	12.0	14.0	92.0	18.0	6.0	92.0	24.0
					# NON-DETECTS	48	48	44	43	4	41	47	4	38
					#TRACE	2	1	3	3	9	4	2	9	10
					MIN	nd	nd	nd	nd	nd	nd	nd	nd	nd
					MAX	tr	0.001	0.002	0.002	0.249	0.116	0.002	0.251	0.005
					MEDIAN	na	na	na	na	0.002	na	na	0.002	na

Table 3: Continued

(MIN, MAX & MEDIAN values in mg/kg wet wt)

Species	# of Pools	# of Birds	Regions	# of Sites	Parameter	OCS	Photo-mirex	Mirex	S_Mirex	pp'-DDE	pp'-DDD	pp'-DDT	S_DDT	Dieldrin
DABBLERS continued														
GADW	18	64	4,6,8,9	14	# DETECTS	1	1	0	1	12	3	0	12	3
					% DETECTS	5.6	5.6	0.0	5.6	66.7	16.7	0.0	66.7	16.7
					# NON-DETECTS	17	17	18	17	6	15	18	6	15
					#TRACE	1	1	0	1	5	2	0	5	2
					MIN	nd	nd	nd	nd	nd	nd	nd	nd	nd
					MAX	tr	tr	nd	tr	0.006	0.001	nd	0.007	0.002
					MEDIAN	na	na	na	na	na	na	na	na	na
NOPI	32	156	4,5,8,9, 10,11	23	# DETECTS	1	2	4	5	30	9	1	30	9
					% DETECTS	3.1	6.3	12.5	15.6	93.8	28.1	3.1	93.8	28.1
					# NON-DETECTS	31	30	28	27	2	23	31	2	23
					#TRACE	1	2	2	3	2	3	1	2	6
					MIN	nd	nd	nd	nd	nd	nd	nd	nd	nd
					MAX	tr	tr	0.007	0.007	0.068	0.008	tr	0.070	0.016
					MEDIAN	na	na	na	na	0.003	na	na	0.003	na
NOSH	12	52	7,8,9	10	# DETECTS	1	1	0	1	12	2	2	12	4
					% DETECTS	8.3	8.3	0.0	8.3	100.0	16.7	16.7	100.0	33.3
					# NON-DETECTS	11	11	12	11	0	10	10	0	8
					#TRACE	0	1	0	1	2	0	2	2	1
					MIN	nd	nd	nd	nd	tr	nd	nd	tr	nd
					MAX	0.002	tr	nd	tr	0.505	0.005	tr	0.507	0.003
					MEDIAN	na	na	na	na	0.005	na	na	0.006	na
WODU	10	27	3,4,5,6,7	8	# DETECTS	2	0	2	2	10	1	0	10	2
					% DETECTS	20.0	0.0	20.0	20.0	100.0	10.0	0.0	100.0	20.0
					# NON-DETECTS	8	10	8	8	0	9	10	0	8
					#TRACE	1	0	1	1	2	1	0	2	2
					MIN	nd	nd	nd	nd	tr	nd	nd	tr	nd
					MAX	0.004	nd	0.002	0.002	0.005	tr	nd	0.006	tr
					MEDIAN	na	na	na	na	0.002	na	na	0.002	na
BAY DUCKS (82 pools, 327 birds)														
CANV	2	11	8,11	2	# DETECTS	0	0	1	1	1	0	0	1	1
					% DETECTS	0.0	0.0	50.0	50.0	50.0	0.0	0.0	50.0	50.0
					# NON-DETECTS	2	2	1	1	1	2	2	1	1
					#TRACE	0	0	1	1	0	0	0	0	0
					MIN	nd	nd	nd	nd	nd	nd	nd	nd	nd
					MAX	nd	nd	tr	tr	0.020	nd	nd	0.020	0.002
					MEDIAN	na	na	na	na	0.010	na	na	0.010	0.001

Table 3: Continued

(MIN, MAX & MEDIAN values in mg/kg wet wt)

Species	# of Pools	# of Birds	Regions	# of Sites	Parameter	OCS	Photo-mirex	Mirex	S_Mirex	pp'-DDE	pp'-DDD	pp'-DDT	S_DDT	Dieldrin
BAY DUCKS continued														
GRSC	18	64	3,4,5,6, 7,9	11	# DETECTS	8	7	11	11	18	7	3	18	13
					% DETECTS	44.4	38.9	61.1	61.1	100.0	38.9	16.7	100.0	72.2
					# NON-DETECTS	10	11	7	7	0	11	15	0	5
					#TRACE	7	4	5	3	1	4	2	0	6
					MIN	nd	nd	nd	nd	tr	nd	nd	0.001	nd
					MAX	0.001	0.007	0.007	0.014	0.091	0.002	0.001	0.091	0.006
					MEDIAN	na	na	na	na	0.010	na	na	0.011	na
LESC	36	165	4,5,6,7, 8,9,11	27	# DETECTS	10	7	17	17	33	10	2	33	19
					% DETECTS	27.8	19.4	47.2	47.2	91.7	27.8	5.6	91.7	52.8
					# NON-DETECTS	26	29	19	19	3	26	34	3	17
					#TRACE	8	7	10	9	3	7	2	3	9
					MIN	nd	nd	nd	nd	nd	nd	nd	nd	nd
					MAX	0.005	tr	0.003	0.004	0.091	0.005	tr	0.092	0.015
					MEDIAN	na	na	na	na	0.005	na	na	0.005	na
REDH	5	24	5,6,8	5	# DETECTS	2	1	0	1	2	0	0	2	0
					% DETECTS	40.0	20.0	0.0	20.0	40.0	0.0	0.0	40.0	0.0
					# NON-DETECTS	3	4	5	4	3	5	5	3	5
					#TRACE	2	1	0	1	0	0	0	0	0
					MIN	nd	nd	nd	nd	nd	nd	nd	nd	nd
					MAX	tr	tr	nd	tr	0.002	nd	nd	0.002	nd
					MEDIAN	na	na	na	na	na	na	na	na	na
RNDU	21	63	all but 2	19	# DETECTS	2	0	2	2	18	1	0	18	4
					% DETECTS	9.5	0.0	9.5	9.5	85.7	4.8	0.0	85.7	19.0
					# NON-DETECTS	19	21	19	19	3	20	21	3	17
					#TRACE	2	0	2	2	6	1	0	6	4
					MIN	nd	nd	nd	nd	nd	nd	nd	nd	nd
					MAX	tr	nd	tr	tr	0.096	tr	nd	0.096	tr
					MEDIAN	na	na	na	na	0.001	na	na	0.001	na
SEA DUCKS (174 pools, 737 birds)														
BUFF	28	98	4,6,7,8, 9,11	19	# DETECTS	4	4	2	4	28	5	4	28	9
					% DETECTS	14.3	14.3	7.1	14.3	100.0	17.9	14.3	100.0	32.1
					# NON-DETECTS	24	24	26	24	0	23	24	0	19
					#TRACE	4	3	2	3	0	4	2	0	6
					MIN	nd	nd	nd	nd	0.001	nd	nd	0.001	nd
					MAX	tr	0.001	tr	0.001	0.057	0.001	0.003	0.058	0.008
					MEDIAN	na	na	na	na	0.004	na	na	0.004	na

Table 3: Continued

(MIN, MAX & MEDIAN values in mg/kg wet wt)

Species	# of Pools	# of Birds	Regions	# of Sites	Parameter	OCS	Photo-mirex	Mirex	S_Mirex	pp'-DDE	pp'-DDD	pp'-DDT	S_DDT	Dieldrin
SEA DUCKS continued														
COEI	30	171	1,2,3,4, 5,10	25	# DETECTS	15	10	16	16	29	10	5	29	24
					% DETECTS	50.0	33.3	53.3	53.3	96.7	33.3	16.7	96.7	80.0
					# NON-DETECTS	15	20	14	14	1	20	25	1	6
					#TRACE	15	9	13	11	3	10	2	3	8
					MIN	nd	nd	nd	nd	nd	nd	nd	nd	nd
					MAX	tr	0.002	0.001	0.002	0.026	tr	0.003	0.026	0.004
					MEDIAN	na	na	na	na	0.005	na	na	0.005	0.001
KIEI	5	23	10,11	4	# DETECTS	4	2	4	4	5	1	2	5	5
					% DETECTS	80.0	40.0	80.0	80.0	100.0	20.0	40.0	100.0	100.0
					# NON-DETECTS	1	3	1	1	0	4	3	0	0
					#TRACE	4	1	4	3	1	1	1	1	1
					MIN	nd	nd	nd	nd	tr	nd	nd	tr	tr
					MAX	tr	0.001	tr	0.002	0.015	tr	0.003	0.018	0.002
					MEDIAN	na	na	na	na	0.004	na	na	0.004	0.001
BAGO	11	30	4,9,11	9	# DETECTS	2	2	2	2	11	2	1	11	5
					% DETECTS	18.2	18.2	18.2	18.2	100.0	18.2	9.1	100.0	45.5
					# NON-DETECTS	9	9	9	9	0	9	10	0	6
					#TRACE	2	1	2	0	0	2	1	0	4
					MIN	nd	nd	nd	nd	0.002	nd	nd	0.002	nd
					MAX	tr	0.002	tr	0.002	0.027	tr	tr	0.028	0.004
					MEDIAN	na	na	na	na	0.006	na	na	0.006	na
COGO	39	135	1,2,3,4,5, 6,7,8,9,11	27	# DETECTS	12	12	18	20	39	15	6	39	24
					% DETECTS	30.8	30.8	46.2	51.3	100.0	38.5	15.4	100.0	61.5
					# NON-DETECTS	27	27	21	19	0	24	33	0	15
					#TRACE	11	8	8	10	1	8	5	1	10
					MIN	nd	nd	nd	nd	tr	nd	nd	tr	nd
					MAX	0.003	0.004	0.021	0.025	0.114	0.002	0.003	0.114	0.009
					MEDIAN	na	na	na	na	0.008	na	na	0.008	na
OLDS	25	145	1,3,4,5,6, 9,10,11	20	# DETECTS	21	14	21	22	25	15	15	25	24
					% DETECTS	84.0	56.0	84.0	88.0	100.0	60.0	60.0	100.0	96.0
					# NON-DETECTS	4	11	4	3	0	10	10	0	1
					#TRACE	15	7	12	11	1	6	4	1	4
					MIN	nd	nd	nd	nd	tr	nd	nd	tr	nd
					MAX	0.024	0.046	0.176	0.222	0.406	0.025	0.016	0.433	0.120
					MEDIAN	na	na	na	na	0.015	na	na	0.017	0.003

Table 3: Continued

(MIN, MAX & MEDIAN values in mg/kg wet wt)

Species	# of Pools	# of Birds	Regions	# of Sites	Parameter	OCS	Photo-mirex	Mirex	S_Mirex	pp'-DDE	pp'-DDD	pp'-DDT	S_DDT	Dieldrin
SEA DUCKS continued														
BLSC	9	35	2,3,4,5,10	8	# DETECTS	6	3	6	6	9	6	2	9	7
					% DETECTS	66.7	33.3	66.7	66.7	100.0	66.7	22.2	100.0	77.8
					# NON-DETECTS	3	6	3	3	0	3	7	0	2
					#TRACE	6	1	3	1	1	4	1	1	2
					MIN	nd	nd	nd	nd	tr	nd	nd	tr	nd
					MAX	tr	0.004	0.002	0.005	0.066	0.006	0.002	0.069	0.005
					MEDIAN	na	na	na	0.001	0.015	na	na	0.016	0.001
SUSC	19	66	2,3,4,8, 9,10,11	15	# DETECTS	9	5	14	14	18	9	7	18	14
					% DETECTS	47.4	26.3	73.7	73.7	94.7	47.4	36.8	94.7	73.7
					# NON-DETECTS	10	14	5	5	1	10	12	1	5
					#TRACE	9	1	10	8	0	8	4	0	8
					MIN	nd	nd	nd	nd	nd	nd	nd	nd	nd
					MAX	tr	0.011	0.003	0.014	0.125	0.002	0.001	0.127	0.003
					MEDIAN	na	na	na	na	0.006	na	na	0.006	na
WWSC	8	34	4,8,9,11	6	# DETECTS	2	0	3	3	5	1	3	5	3
					% DETECTS	25.0	0.0	37.5	37.5	62.5	12.5	37.5	62.5	37.5
					# NON-DETECTS	6	8	5	5	3	7	5	3	5
					#TRACE	1	0	3	3	0	1	3	0	2
					MIN	nd	nd	nd	nd	nd	nd	nd	nd	nd
					MAX	0.001	nd	tr	tr	0.044	tr	tr	0.046	0.005
					MEDIAN	na	na	na	na	0.003	na	na	0.003	na
MERGANSERS (69 pools, 214 birds)														
COME	25	95	1,2,3,4,5, 6,7,10	18	# DETECTS	22	10	24	25	25	24	9	25	18
					% DETECTS	88.0	40.0	96.0	100.0	100.0	96.0	36.0	100.0	72.0
					# NON-DETECTS	3	15	1	0	0	1	16	0	7
					#TRACE	14	4	14	11	0	11	4	0	5
					MIN	nd	nd	nd	tr	0.005	nd	nd	0.005	nd
					MAX	0.033	0.010	0.034	0.034	0.820	0.014	0.002	0.834	0.172
					MEDIAN	na	na	na	0.002	0.077	0.001	na	0.078	0.002
HOME	17	49	1,2,3,4,5, 6,7,9,10	14	# DETECTS	11	6	13	13	17	11	2	17	11
					% DETECTS	64.7	35.3	76.5	76.5	100.0	64.7	11.8	100.0	64.7
					# NON-DETECTS	6	11	4	4	0	6	15	0	6
					#TRACE	9	5	5	4	0	8	0	0	6
					MIN	nd	nd	nd	nd	0.006	nd	nd	0.006	nd
					MAX	0.001	0.001	0.008	0.008	2.466	0.132	0.007	2.605	0.005
					MEDIAN	na	na	na	0.001	0.023	na	na	0.024	na

Table 3: Continued

(MIN, MAX & MEDIAN values in mg/kg wet wt)

Species	# of Pools	# of Birds	Regions	# of Sites	Parameter	OCS	Photo-mirex	Mirex	S_Mirex	pp'-DDE	pp'-DDD	pp'-DDT	S_DDT	Dieldrin
MERGANSERS continued														
RBME	27	70	1,2,3,4,5, 6,7,10	21	# DETECTS	15	15	22	24	27	19	13	27	20
					% DETECTS	55.6	55.6	81.5	88.9	100.0	70.4	48.1	100.0	74.1
					# NON-DETECTS	12	12	5	3	0	8	14	0	7
					#TRACE	9	6	12	11	0	10	6	0	2
					MIN	nd	nd	nd	nd	0.002	nd	nd	0.002	nd
					MAX	0.005	0.083	0.185	0.268	0.943	0.019	0.017	0.951	0.048
					MEDIAN	na	na	na	na	0.015	na	na	0.015	0.002
LOONS (20 pools, 63 birds)														
COLO	15	57	5,7,10,11	9	# DETECTS	12	8	13	13	15	14	9	15	13
					% DETECTS	80.0	53.3	86.7	86.7	100.0	93.3	60.0	100.0	86.7
					# NON-DETECTS	3	7	2	2	0	1	6	0	2
					#TRACE	3	0	1	1	0	2	1	0	1
					MIN	nd	nd	nd	nd	0.001	nd	nd	0.001	nd
					MAX	0.005	0.034	0.089	0.123	1.330	0.034	0.018	1.377	0.078
					MEDIAN	0.002	0.004	0.004	0.013	0.236	0.005	0.001	0.242	0.013
PALO	1	1	11	1	# DETECTS	0	1	1	1	1	1	1	1	1
					% DETECTS	0.0	100.0	100.0	100.0	100.0	100.0	100.0	100.0	100.0
					# NON-DETECTS	1	0	0	0	0	0	0	0	0
					#TRACE	0	0	0	0	0	0	0	0	0
					MIN	0.001	0.001	0.002	0.003	0.526	0.002	0.002	0.530	0.005
					MAX	0.001	0.001	0.002	0.003	0.526	0.002	0.002	0.530	0.005
					MEDIAN	0.001	0.001	0.002	0.003	0.526	0.002	0.002	0.530	0.005
RTLO	3	4	10,11	2	# DETECTS	3	3	3	3	3	3	3	3	3
					% DETECTS	100.0	100.0	100.0	100.0	100.0	100.0	100.0	100.0	100.0
					# NON-DETECTS	0	0	0	0	0	0	0	0	0
					#TRACE	0	0	0	0	0	1	0	0	0
					MIN	0.002	0.002	0.003	0.005	0.181	tr	0.003	0.185	0.005
					MAX	0.005	0.022	0.004	0.024	1.114	0.005	0.006	1.120	0.031
					MEDIAN	0.003	0.004	0.003	0.008	0.287	0.001	0.005	0.297	0.017
YBLO	1	1	11	1	# DETECTS	1	1	1	1	1	0	1	1	1
					% DETECTS	100.0	100.0	100.0	100.0	100.0	0.0	100.0	100.0	100.0
					# NON-DETECTS	0	0	0	0	0	1	0	0	0
					#TRACE	0	0	0	0	0	0	1	0	0
					MIN	0.001	0.004	0.005	0.009	0.031	nd	tr	0.032	0.006
					MAX	0.001	0.004	0.005	0.009	0.031	nd	tr	0.032	0.006
					MEDIAN	0.001	0.004	0.005	0.009	0.031	na	na	0.032	0.006

Table 3: continued

(MIN, MAX & MEDIAN values in mg/kg wet wt)

Species	# of Pools	# of Birds	Regions	# of Sites	Parameter	1,2,4,5 -T4CB	1,2,3,4 -T4CB	QCB	HCB	S_CBz	a-HCH	b-HCH	g-HCH	S_HCH
INSECTIVORES (10 pools, 44 birds)														
AMWO	8	31	3,4	5	# DETECTS	0	0	2	8	8	0	3	0	3
					% DETECTS	0.0	0.0	25.0	100.0	100.0	0.0	37.5	0.0	37.5
					# NON-DETECTS	8	8	6	0	0	8	5	8	5
					#TRACE	0	0	2	8	8	0	3	0	3
					MIN	nd	nd	nd	tr	tr	nd	nd	nd	nd
					MAX	nd	nd	tr	tr	tr	nd	tr	nd	tr
					MEDIAN	na	na	na	na	na	na	na	na	na
COSN	2	13	3,4	2	# DETECTS	0	0	0	2	2	0	0	0	0
					% DETECTS	0.0	0.0	0.0	100.0	100.0	0.0	0.0	0.0	0.0
					# NON-DETECTS	2	2	2	0	0	2	2	2	2
					#TRACE	0	0	0	2	2	0	0	0	0
					MIN	nd	nd	nd	tr	tr	nd	nd	nd	nd
					MAX	nd	nd	nd	tr	tr	nd	nd	nd	nd
					MEDIAN	na	na	na	na	na	na	na	na	na
TERRESTRIAL BROWSERS (34 pools, 145 birds)														
ROPT	9	46	1,9,10,11	8	# DETECTS	2	0	2	5	5	3	1	1	3
					% DETECTS	22.2	0.0	22.2	55.6	55.6	33.3	11.1	11.1	33.3
					# NON-DETECTS	7	9	7	4	4	6	8	8	6
					#TRACE	2	0	2	5	5	3	1	1	3
					MIN	nd	nd	nd	nd	nd	nd	nd	nd	nd
					MAX	tr	nd	tr	tr	tr	tr	tr	tr	tr
					MEDIAN	na	na	na	na	na	na	na	na	na
WIPT	12	50	1,9,10,11	10	# DETECTS	1	0	1	3	3	2	1	1	3
					% DETECTS	8.3	0.0	8.3	25.0	25.0	16.7	8.3	8.3	25.0
					# NON-DETECTS	11	12	11	9	9	10	11	11	9
					#TRACE	1	0	1	3	3	2	1	1	3
					MIN	nd	nd	nd	nd	nd	nd	nd	nd	nd
					MAX	tr	nd	tr	tr	tr	tr	tr	tr	tr
					MEDIAN	na	na	na	na	na	na	na	na	na
PTAR	1	6	9	1	# DETECTS	0	0	0	0	0	0	0	0	0
					% DETECTS	0.0	0.0	0.0	0.0	0.0	0.0	0.0	0.0	0.0
					# NON-DETECTS	1	1	1	1	1	1	1	1	1
					#TRACE	0	0	0	0	0	0	0	0	0
					MIN	nd	nd	nd	nd	nd	nd	nd	nd	nd
					MAX	nd	nd	nd	nd	nd	nd	nd	nd	nd
					MEDIAN	na	na	na	na	na	na	na	na	na

Table 3: continued

(MIN, MAX & MEDIAN values in mg/kg wet wt)

Species	# of Pools	# of Birds	Regions	# of Sites	Parameter	1,2,4,5 -T4CB	1,2,3,4 -T4CB	QCB	HCB	S_CBz	a-HCH	b-HCH	g-HCH	S_HCH
TERRESTRIAL BROWSERS continued														
RUGR	3	4	8,9	3	# DETECTS	0	0	0	0	0	0	0	0	0
					% DETECTS	0.0	0.0	0.0	0.0	0.0	0.0	0.0	0.0	0.0
					# NON-DETECTS	3	3	3	3	3	3	3	3	3
					#TRACE	0	0	0	0	0	0	0	0	0
					MIN	nd	nd	nd	nd	nd	nd	nd	nd	nd
					MAX	nd	nd	nd	nd	nd	nd	nd	nd	nd
					MEDIAN	na	na	na	na	na	na	na	na	na
STGR	1	7	11	1	# DETECTS	0	0	0	0	0	0	0	0	0
					% DETECTS	0.0	0.0	0.0	0.0	0.0	0.0	0.0	0.0	0.0
					# NON-DETECTS	1	1	1	1	1	1	1	1	1
					#TRACE	0	0	0	0	0	0	0	0	0
					MIN	nd	nd	nd	nd	nd	nd	nd	nd	nd
					MAX	nd	nd	nd	nd	nd	nd	nd	nd	nd
					MEDIAN	na	na	na	na	na	na	na	na	na
SPGR	8	32	5,8,9,11	6	# DETECTS	0	0	0	2	2	1	0	0	1
					% DETECTS	0.0	0.0	0.0	25.0	25.0	12.5	0.0	0.0	12.5
					# NON-DETECTS	8	8	8	6	6	7	8	8	7
					#TRACE	0	0	0	1	1	1	0	0	1
					MIN	nd	nd	nd	nd	nd	nd	nd	nd	nd
					MAX	nd	nd	nd	0.002	0.002	tr	nd	nd	tr
					MEDIAN	na	na	na	na	na	na	na	na	na
GEESE & SWANS (114 pools, 692 birds)														
ATBR	3	20	5	1	# DETECTS	0	0	0	0	0	0	0	0	0
					% DETECTS	0.0	0.0	0.0	0.0	0.0	0.0	0.0	0.0	0.0
					# NON-DETECTS	3	3	3	3	3	3	3	3	3
					#TRACE	0	0	0	0	0	0	0	0	0
					MIN	nd	nd	nd	nd	nd	nd	nd	nd	nd
					MAX	nd	nd	nd	nd	nd	nd	nd	nd	nd
					MEDIAN	na	na	na	na	na	na	na	na	na
BLBR	2	11	9,11	2	# DETECTS	1	0	0	1	2	0	0	0	0
					% DETECTS	50.0	0.0	0.0	50.0	100.0	0.0	0.0	0.0	0.0
					# NON-DETECTS	1	2	2	1	0	2	2	2	2
					#TRACE	0	0	0	0	0	0	0	0	0
					MIN	nd	nd	nd	nd	tr	nd	nd	nd	nd
					MAX	0.002	nd	nd	tr	0.002	nd	nd	nd	nd
					MEDIAN	na	na	na	na	0.001	na	na	na	na

Table 3: Continued

(MIN, MAX & MEDIAN values in mg/kg wet wt)

Species	# of Pools	# of Birds	Regions	# of Sites	Parameter	1,2,4,5 -T4CB	1,2,3,4 -T4CB	QCB	HCB	S_CBz	a-HCH	b-HCH	g-HCH	S_HCH
GEESE & SWANS continued														
CAGO	67	381	all	51	# DETECTS	3	1	8	43	43	1	0	2	3
					% DETECTS	4.5	1.5	11.9	64.2	64.2	1.5	0.0	3.0	4.5
					# NON-DETECTS	64	66	59	24	24	66	67	65	64
					#TRACE	3	1	7	43	39	1	0	2	3
					MIN	nd	nd	nd	nd	nd	nd	nd	nd	nd
					MAX	tr	tr	0.001	tr	0.002	tr	nd	tr	tr
					MEDIAN	na	na	na	na	na	na	na	na	na
GSGO	7	44	4,10	2	# DETECTS	0	0	2	7	7	0	1	0	1
					% DETECTS	0.0	0.0	28.6	100.0	100.0	0.0	14.3	0.0	14.3
					# NON-DETECTS	7	7	5	0	0	7	6	7	6
					#TRACE	0	0	2	7	7	0	1	0	1
					MIN	nd	nd	nd	tr	tr	nd	nd	nd	nd
					MAX	nd	nd	tr	tr	tr	nd	tr	nd	tr
					MEDIAN	na	na	na	na	na	na	na	na	na
LSGO	32	217	5,7,8, 10,11	18	# DETECTS	1	0	5	17	17	0	1	1	2
					% DETECTS	3.1	0.0	15.6	53.1	53.1	0.0	3.1	3.1	6.3
					# NON-DETECTS	31	32	27	15	15	32	31	31	30
					#TRACE	1	0	5	17	16	0	1	1	2
					MIN	nd	nd	nd	nd	nd	nd	nd	nd	nd
					MAX	tr	nd	tr	tr	0.001	nd	tr	tr	tr
					MEDIAN	na	na	na	na	na	na	na	na	na
GWFG	2	13	8	2	# DETECTS	0	0	0	0	0	0	0	0	0
					% DETECTS	0.0	0.0	0.0	0.0	0.0	0.0	0.0	0.0	0.0
					# NON-DETECTS	2	2	2	2	2	2	2	2	2
					#TRACE	0	0	0	0	0	0	0	0	0
					MIN	nd	nd	nd	nd	nd	nd	nd	nd	nd
					MAX	nd	nd	nd	nd	nd	nd	nd	nd	nd
					MEDIAN	na	na	na	na	na	na	na	na	na
WHSW	1	6	11	1	# DETECTS	0	0	0	0	0	0	0	0	0
					% DETECTS	0.0	0.0	0.0	0.0	0.0	0.0	0.0	0.0	0.0
					# NON-DETECTS	1	1	1	1	1	1	1	1	1
					#TRACE	0	0	0	0	0	0	0	0	0
					MIN	nd	nd	nd	nd	nd	nd	nd	nd	nd
					MAX	nd	nd	nd	nd	nd	nd	nd	nd	nd
					MEDIAN	na	na	na	na	na	na	na	na	na

Table 3: Continued

(MIN, MAX & MEDIAN values in mg/kg wet wt)

Species	# of Pools	# of Birds	Regions	# of Sites	Parameter	1,2,4,5 -T4CB	1,2,3,4 -T4CB	QCB	HCB	S_CBz	a-HCH	b-HCH	g-HCH	S_HCH
DABBLING DUCKS (331 pools, 1735 birds)														
AMWI	27	115	4,5,7,8, 9,11	20	# DETECTS	2	0	1	8	9	0	0	1	1
					% DETECTS	7.4	0.0	3.7	29.6	33.3	0.0	0.0	3.7	3.7
					# NON-DETECTS	25	27	26	19	18	27	27	26	26
					#TRACE	2	0	1	8	9	0	0	1	1
					MIN	nd	nd	nd	nd	nd	nd	nd	nd	nd
					MAX	tr	nd	tr	tr	tr	nd	nd	tr	tr
					MEDIAN	na	na	na	na	na	na	na	na	na
ABDU	50	232	1,2,3,4,5, 6,7,8,10	33	# DETECTS	3	2	7	36	36	0	2	3	5
					% DETECTS	6.0	4.0	14.0	72.0	72.0	0.0	4.0	6.0	10.0
					# NON-DETECTS	47	48	43	14	14	50	48	47	45
					#TRACE	2	2	7	33	33	0	2	3	5
					MIN	nd	nd	nd	nd	nd	nd	nd	nd	nd
					MAX	0.002	tr	tr	0.005	0.007	nd	tr	tr	tr
					MEDIAN	na	na	na	na	na	na	na	na	na
MALL	118	800	2,3,4,5,6, 7,8,9,11	59	# DETECTS	2	2	12	77	79	0	6	5	7
					% DETECTS	1.7	1.7	10.2	65.3	66.9	0.0	5.1	4.2	5.9
					# NON-DETECTS	116	116	106	41	39	118	112	113	111
					#TRACE	1	2	9	73	71	0	6	4	6
					MIN	nd	nd	nd	nd	nd	nd	nd	nd	nd
					MAX	0.002	tr	0.005	0.003	0.006	nd	tr	0.001	0.002
					MEDIAN	na	na	na	na	na	na	na	na	na
BWTE	14	52	3,8,9	13	# DETECTS	1	0	0	5	5	0	0	0	0
					% DETECTS	7.1	0.0	0.0	35.7	35.7	0.0	0.0	0.0	0.0
					# NON-DETECTS	13	14	14	9	9	14	14	14	14
					#TRACE	1	0	0	5	5	0	0	0	0
					MIN	nd	nd	nd	nd	nd	nd	nd	nd	nd
					MAX	tr	nd	nd	tr	tr	nd	nd	nd	nd
					MEDIAN	na	na	na	na	na	na	na	na	na
AGWT	50	237	all	35	# DETECTS	2	1	10	41	41	1	6	2	7
					% DETECTS	4.0	2.0	20.0	82.0	82.0	2.0	12.0	4.0	14.0
					# NON-DETECTS	48	49	40	9	9	49	44	48	43
					#TRACE	1	1	9	33	31	1	5	2	6
					MIN	nd	nd	nd	nd	nd	nd	nd	nd	nd
					MAX	0.002	tr	0.003	0.059	0.062	tr	0.001	tr	0.001
					MEDIAN	na	na	na	na	na	na	na	na	na

Table 3: Continued

(MIN, MAX & MEDIAN values in mg/kg wet wt)

Species	# of Pools	# of Birds	Regions	# of Sites	Parameter	1,2,4,5 -T4CB	1,2,3,4 -T4CB	QCB	HCB	S_CBz	a-HCH	b-HCH	g-HCH	S_HCH
DABBLERS continued														
GADW	18	64	4,6,8,9	14	# DETECTS	3	1	3	4	6	0	0	1	1
					% DETECTS	16.7	5.6	16.7	22.2	33.3	0.0	0.0	5.6	5.6
					# NON-DETECTS	15	17	15	14	12	18	18	17	17
					#TRACE	3	1	3	4	5	0	0	1	1
					MIN	nd	nd	nd	nd	nd	nd	nd	nd	nd
					MAX	tr	tr	tr	tr	0.001	nd	nd	tr	tr
					MEDIAN	na	na	na	na	na	na	na	na	na
NOPI	32	156	4,5,8,9, 10,11	23	# DETECTS	1	0	4	22	22	0	3	1	4
					% DETECTS	3.1	0.0	12.5	68.8	68.8	0.0	9.4	3.1	12.5
					# NON-DETECTS	31	32	28	10	10	32	29	31	28
					#TRACE	1	0	3	17	17	0	3	1	4
					MIN	nd	nd	nd	nd	nd	nd	nd	nd	nd
					MAX	tr	nd	0.001	0.048	0.049	nd	tr	tr	tr
					MEDIAN	na	na	na	na	na	na	na	na	na
NOSH	12	52	7,8,9	10	# DETECTS	0	0	4	10	10	1	1	0	1
					% DETECTS	0.0	0.0	33.3	83.3	83.3	8.3	8.3	0.0	8.3
					# NON-DETECTS	12	12	8	2	2	11	11	12	11
					#TRACE	0	0	3	6	6	1	1	0	1
					MIN	nd	nd	nd	nd	nd	nd	nd	nd	nd
					MAX	nd	nd	0.009	0.014	0.015	tr	tr	nd	tr
					MEDIAN	na	na	na	na	na	na	na	na	na
WODU	10	27	3,4,5,6,7	8	# DETECTS	0	0	1	6	7	0	0	0	0
					% DETECTS	0.0	0.0	10.0	60.0	70.0	0.0	0.0	0.0	0.0
					# NON-DETECTS	10	10	9	4	3	10	10	10	10
					#TRACE	0	0	1	5	6	0	0	0	0
					MIN	nd	nd	nd	nd	nd	nd	nd	nd	nd
					MAX	nd	nd	tr	0.001	0.001	nd	nd	nd	nd
					MEDIAN	na	na	na	na	na	na	na	na	na
BAY DUCKS (82 pools, 327 birds)														
CANV	2	11	8,11	2	# DETECTS	0	0	0	1	1	1	0	0	1
					% DETECTS	0.0	0.0	0.0	50.0	50.0	50.0	0.0	0.0	50.0
					# NON-DETECTS	2	2	2	1	1	1	2	2	1
					#TRACE	0	0	0	0	0	0	0	0	0
					MIN	nd	nd	nd	nd	nd	nd	nd	nd	nd
					MAX	nd	nd	nd	0.001	0.001	0.001	nd	nd	0.001
					MEDIAN	na	na	na	na	na	na	na	na	na

Table 3: Continued

(MIN, MAX & MEDIAN values in mg/kg wet wt)

Species	# of Pools	# of Birds	Regions	# of Sites	Parameter	1,2,4,5 -T4CB	1,2,3,4 -T4CB	QCB	HCB	S_CBz	a-HCH	b-HCH	g-HCH	S_HCH
BAY DUCKS continued														
GRSC	18	64	3,4,5,6, 7,9	11	# DETECTS	2	2	11	18	18	6	6	1	11
					% DETECTS	11.1	11.1	61.1	100.0	100.0	33.3	33.3	5.6	61.1
					# NON-DETECTS	16	16	7	0	0	12	12	17	7
					#TRACE	2	2	11	7	7	6	5	1	10
					MIN	nd	nd	nd	tr	tr	nd	nd	nd	nd
					MAX	tr	tr	tr	0.006	0.008	tr	0.003	tr	0.003
					MEDIAN	na	na	na	0.001	0.001	na	na	na	na
LESC	36	165	4,5,6,7, 8,9,11	27	# DETECTS	2	1	13	30	30	5	4	3	9
					% DETECTS	5.6	2.8	36.1	83.3	83.3	13.9	11.1	8.3	25.0
					# NON-DETECTS	34	35	23	6	6	31	32	33	27
					#TRACE	2	1	13	15	13	5	3	3	8
					MIN	nd	nd	nd	nd	nd	nd	nd	nd	nd
					MAX	tr	tr	tr	0.003	0.004	tr	0.003	tr	0.003
					MEDIAN	na	na	na	na	na	na	na	na	na
REDH	5	24	5,6,8	5	# DETECTS	1	0	0	1	2	1	0	0	1
					% DETECTS	20.0	0.0	0.0	20.0	40.0	20.0	0.0	0.0	20.0
					# NON-DETECTS	4	5	5	4	3	4	5	5	4
					#TRACE	0	0	0	1	1	1	0	0	1
					MIN	nd	nd	nd	nd	nd	nd	nd	nd	nd
					MAX	0.002	nd	nd	tr	0.002	tr	nd	nd	tr
					MEDIAN	na	na	na	na	na	na	na	na	na
RNDU	21	63	all but 2	19	# DETECTS	1	0	1	10	10	1	2	1	3
					% DETECTS	4.8	0.0	4.8	47.6	47.6	4.8	9.5	4.8	14.3
					# NON-DETECTS	20	21	20	11	11	20	19	20	18
					#TRACE	1	0	1	10	10	1	2	1	3
					MIN	nd	nd	nd	nd	nd	nd	nd	nd	nd
					MAX	tr	nd	tr	tr	tr	tr	tr	tr	tr
					MEDIAN	na	na	na	na	na	na	na	na	na
SEA DUCKS (174 pools, 737 birds)														
BUFF	28	98	4,6,7,8, 9,11	19	# DETECTS	6	2	9	24	24	12	10	1	15
					% DETECTS	21.4	7.1	32.1	85.7	85.7	42.9	35.7	3.6	53.6
					# NON-DETECTS	22	26	19	4	4	16	18	27	13
					#TRACE	5	2	8	8	6	9	5	1	7
					MIN	nd	nd	nd	nd	nd	nd	nd	nd	nd
					MAX	0.002	tr	0.002	0.004	0.006	0.003	0.003	tr	0.003
					MEDIAN	na	na	na	0.001	0.001	na	na	na	na

Table 3: Continued

(MIN, MAX & MEDIAN values in mg/kg wet wt)

Species	# of Pools	# of Birds	Regions	# of Sites	Parameter	1,2,4,5 -T4CB	1,2,3,4 -T4CB	QCB	HCB	S_CBz	a-HCH	b-HCH	g-HCH	S_HCH
SEA DUCKS continued														
COEI	30	171	1,2,3,4, 5,10	25	# DETECTS	5	5	17	29	29	16	12	1	19
					% DETECTS	16.7	16.7	56.7	96.7	96.7	53.3	40.0	3.3	63.3
					# NON-DETECTS	25	25	13	1	1	14	18	29	11
					#TRACE	5	5	17	7	6	12	12	1	13
					MIN	nd	nd	nd	nd	nd	nd	nd	nd	nd
					MAX	tr	tr	tr	0.008	0.008	0.002	tr	tr	0.002
					MEDIAN	na	na	na	0.002	0.002	na	na	na	na
KIEI	5	23	10,11	4	# DETECTS	4	3	5	5	5	3	5	0	5
					% DETECTS	80.0	60.0	100.0	100.0	100.0	60.0	100.0	0.0	100.0
					# NON-DETECTS	1	2	0	0	0	2	0	5	0
					#TRACE	3	3	4	1	0	3	1	0	1
					MIN	nd	nd	tr	tr	0.001	nd	tr	nd	tr
					MAX	0.001	tr	0.002	0.014	0.017	tr	0.003	nd	0.003
					MEDIAN	na	na	na	0.003	0.004	na	0.001	na	0.002
BAGO	11	30	4,9,11	9	# DETECTS	2	0	2	11	11	1	7	0	7
					% DETECTS	18.2	0.0	18.2	100.0	100.0	9.1	63.6	0.0	63.6
					# NON-DETECTS	9	11	9	0	0	10	4	11	4
					#TRACE	1	0	2	2	2	1	1	0	1
					MIN	nd	nd	nd	tr	tr	nd	nd	nd	nd
					MAX	0.010	nd	tr	0.007	0.017	tr	0.002	nd	0.002
					MEDIAN	na	na	na	0.002	0.002	na	0.001	na	0.001
COGO	39	135	1,2,3,4,5, 6,7,8,9,11	27	# DETECTS	6	4	20	37	37	3	11	3	13
					% DETECTS	15.4	10.3	51.3	94.9	94.9	7.7	28.2	7.7	33.3
					# NON-DETECTS	33	35	19	2	2	36	28	36	26
					#TRACE	5	3	18	18	16	2	6	3	8
					MIN	nd	nd	nd	nd	nd	nd	nd	nd	nd
					MAX	0.001	0.002	0.005	0.017	0.020	0.001	0.006	tr	0.007
					MEDIAN	na	na	na	na	0.001	na	na	na	na
OLDS	25	145	1,3,4,5,6, 9,10,11	20	# DETECTS	7	11	20	25	25	24	17	13	24
					% DETECTS	28.0	44.0	80.0	100.0	100.0	96.0	68.0	52.0	96.0
					# NON-DETECTS	18	14	5	0	0	1	8	12	1
					#TRACE	6	10	14	1	0	0	4	12	0
					MIN	nd	nd	nd	tr	0.001	nd	nd	nd	nd
					MAX	0.002	0.005	0.006	0.036	0.036	0.035	0.012	0.002	0.035
					MEDIAN	na	na	na	0.007	0.008	0.006	0.001	na	0.008

Table 3: Continued

(MIN, MAX & MEDIAN values in mg/kg wet wt)

Species	# of Pools	# of Birds	Regions	# of Sites	Parameter	1,2,4,5 -T4CB	1,2,3,4 -T4CB	QCB	HCB	S_CBz	a-HCH	b-HCH	g-HCH	S_HCH
SEA DUCKS continued														
BLSC	9	35	2,3,4,5,10	8	# DETECTS	4	0	5	9	9	0	5	0	5
					% DETECTS	44.4	0.0	55.6	100.0	100.0	0.0	55.6	0.0	55.6
					# NON-DETECTS	5	9	4	0	0	9	4	9	4
					#TRACE	4	0	5	3	3	0	5	0	5
					MIN	nd	nd	nd	tr	tr	nd	nd	nd	nd
					MAX	tr	nd	tr	0.003	0.003	nd	tr	nd	tr
					MEDIAN	na	na	na	0.001	0.001	na	na	na	na
SUSC	19	66	2,3,4,8, 9,10,11	15	# DETECTS	9	5	12	19	19	5	15	0	16
					% DETECTS	47.4	26.3	63.2	100.0	100.0	26.3	78.9	0.0	84.2
					# NON-DETECTS	10	14	7	0	0	14	4	19	3
					#TRACE	9	4	12	8	5	5	10	0	10
					MIN	nd	nd	nd	tr	tr	nd	nd	nd	nd
					MAX	tr	0.001	tr	0.010	0.012	tr	0.002	nd	0.002
					MEDIAN	na	na	na	0.001	0.002	na	na	na	na
WWSC	8	34	4,8,9,11	6	# DETECTS	3	3	4	8	8	2	5	1	5
					% DETECTS	37.5	37.5	50.0	100.0	100.0	25.0	62.5	12.5	62.5
					# NON-DETECTS	5	5	4	0	0	6	3	7	3
					#TRACE	3	3	4	3	3	2	1	1	1
					MIN	nd	nd	nd	tr	tr	nd	nd	nd	nd
					MAX	tr	tr	tr	0.006	0.008	tr	0.002	tr	0.002
					MEDIAN	na	na	na	0.002	0.002	na	na	na	na
MERGANSERS (69 pools, 214 birds)														
COME	25	95	1,2,3,4,5, 6,7,10	18	# DETECTS	3	9	18	25	25	20	15	6	22
					% DETECTS	12.0	36.0	72.0	100.0	100.0	80.0	60.0	24.0	88.0
					# NON-DETECTS	22	16	7	0	0	5	10	19	3
					#TRACE	2	8	17	2	2	12	15	6	13
					MIN	nd	nd	nd	tr	tr	nd	nd	nd	nd
					MAX	0.001	0.002	0.002	0.023	0.027	0.002	tr	tr	0.003
					MEDIAN	na	na	na	0.002	0.002	na	na	na	na
HOME	17	49	1,2,3,4,5, 6,7,9,10	14	# DETECTS	1	2	9	17	17	6	5	0	8
					% DETECTS	5.9	11.8	52.9	100.0	100.0	35.3	29.4	0.0	47.1
					# NON-DETECTS	16	15	8	0	0	11	12	17	9
					#TRACE	1	2	9	10	8	6	5	0	8
					MIN	nd	nd	nd	tr	tr	nd	nd	nd	nd
					MAX	tr	tr	tr	0.003	0.004	tr	tr	nd	tr
					MEDIAN	na	na	na	na	0.001	na	na	na	na

Table 3: Continued

(MIN, MAX & MEDIAN values in mg/kg wet wt)

Species	# of Pools	# of Birds	Regions	# of Sites	Parameter	1,2,4,5 -T4CB	1,2,3,4 -T4CB	QCB	HCB	S_CBz	a-HCH	b-HCH	g-HCH	S_HCH
MERGANSERS continued														
RBME	27	70	1,2,3,4,5, 6,7,10	21	# DETECTS	9	7	14	27	27	17	14	4	19
					% DETECTS	33.3	25.9	51.9	100.0	100.0	63.0	51.9	14.8	70.4
					# NON-DETECTS	18	20	13	0	0	10	13	23	8
					#TRACE	9	6	12	4	4	16	13	4	17
					MIN	nd	nd	nd	tr	tr	nd	nd	nd	nd
					MAX	tr	0.002	0.001	0.011	0.012	0.001	0.001	tr	0.002
					MEDIAN	na	na	na	0.002	0.002	na	na	na	na
LOONS (20 pools, 63 birds)														
COLO	15	57	5,7,10,11	9	# DETECTS	3	8	12	15	15	10	12	4	12
					% DETECTS	20.0	53.3	80.0	100.0	100.0	66.7	80.0	26.7	80.0
					# NON-DETECTS	12	7	3	0	0	5	3	11	3
					#TRACE	2	8	9	0	0	10	10	4	7
					MIN	nd	nd	nd	0.002	0.002	nd	nd	nd	nd
					MAX	0.001	tr	0.001	0.119	0.120	tr	0.001	tr	0.002
					MEDIAN	na	na	na	0.009	0.009	na	na	na	na
PALO	1	1	11	1	# DETECTS	0	0	0	1	1	1	1	0	1
					% DETECTS	0.0	0.0	0.0	100.0	100.0	100.0	100.0	0.0	100.0
					# NON-DETECTS	1	1	1	0	0	0	0	1	0
					#TRACE	0	0	0	0	0	0	0	0	0
					MIN	nd	nd	nd	0.009	0.009	0.001	0.007	nd	0.009
					MAX	nd	nd	nd	0.009	0.009	0.001	0.007	nd	0.009
					MEDIAN	na	na	na	0.009	0.009	0.001	0.007	na	0.009
RTLO	3	4	10,11	2	# DETECTS	1	1	1	3	3	1	3	1	3
					% DETECTS	33.3	33.3	33.3	100.0	100.0	33.3	100.0	33.3	100.0
					# NON-DETECTS	2	2	2	0	0	2	0	2	0
					#TRACE	1	1	0	0	0	1	1	1	0
					MIN	nd	nd	nd	0.010	0.010	nd	tr	nd	0.001
					MAX	tr	tr	0.001	0.014	0.016	tr	0.010	tr	0.010
					MEDIAN	na	na	na	0.013	0.013	na	0.005	na	0.005
YBLO	1	1	11	1	# DETECTS	0	0	0	1	1	1	1	0	1
					% DETECTS	0.0	0.0	0.0	100.0	100.0	100.0	100.0	0.0	100.0
					# NON-DETECTS	1	1	1	0	0	0	0	1	0
					#TRACE	0	0	0	0	0	1	0	0	0
					MIN	nd	nd	nd	0.018	0.018	tr	0.007	nd	0.008
					MAX	nd	nd	nd	0.018	0.018	tr	0.007	nd	0.008
					MEDIAN	na	na	na	0.018	0.018	na	0.007	na	0.008

Table 4: Organochlorines in pectoral muscle of waterfowl and gamebirds - 1987-95

(values in mg/kg wet weight)

USOX #	Species	Age I:A:U	Sex F:M:U	N	Year	Mapref	Prov	% Lipid	oxy-chlordane	trans-chlordane	cis-chlordane	trans-nonachlor	cis-nonachlor	heptachlor epoxide	S_CHL	S_PCB
Newfoundland - Terrestrial Browsers																
57815	ROPT	0:8:0	3:5:0	8	92d	1d	NF	2.00	nd	nd	nd	nd	nd	nd	nd	nd
57806	WIPT	0:3:0	1:2:0	3	92d	1d	NF	1.60	nd	nd	nd	nd	nd	nd	nd	0.002
Newfoundland - Geese & Swans																
57802	CAGO	A	F	1	92d	1c	NF	3.20	nd	nd	nd	nd	nd	nd	nd	nd
56372	CAGO	A	F	1	92d	1f	NF	3.35	nd	nd	nd	nd	nd	nd	tr	0.002
Newfoundland - Dabbling Ducks																
57838	ABDU	A	F	1	92d	1b	NF	1.90	nd	nd	nd	tr	nd	nd	tr	0.008
57446	ABDU	0:3:0	2:1:0	3	92d	1c	NF	2.41	nd	nd	nd	nd	nd	nd	nd	tr
57837	ABDU	A	F	1	92d	1c	NF	4.80	nd	nd	nd	nd	nd	nd	nd	0.004
55992	ABDU	0:3:0	3:0:0	3	92d	1g	NF	2.52	tr	nd	nd	nd	nd	nd	tr	tr
57505	ABDU	0:2:0	1:1:0	2	92d	1g	NF	2.29	nd	nd	nd	nd	nd	tr	tr	tr
55996	ABDU	0:3:0	2:1:0	3	92d	1h	NF	1.80	nd	nd	nd	nd	nd	nd	nd	tr
55999	ABDU	0:2:0	1:1:0	2	92d	1h	NF	2.12	nd	nd	nd	nd	nd	nd	nd	tr
56379	ABDU	A	F	1	92d	1j	NF	1.87	tr	nd	nd	nd	nd	nd	tr	0.001
57324	AGWT	A	F	1	92d	1c	NF	0.84	tr	nd	nd	nd	nd	nd	tr	tr
58093	AGWT	A	M	1	92d	1f	NF	3.50	nd	nd	nd	nd	nd	nd	nd	0.018
56390	AGWT	3:1:0	4:0:0	4	92d	1g	NF	2.57	tr	nd	nd	nd	nd	nd	tr	tr
57462	AGWT	1:3:0	1:3:0	4	92d	1g	NF	2.80	tr	nd	nd	nd	nd	nd	tr	tr
55977	AGWT	1:1:0	1:1:0	2	92d	1h	NF	1.87	tr	nd	nd	nd	nd	nd	tr	tr
56374	AGWT	I	M	1	92d	1h	NF	1.46	tr	tr	nd	nd	nd	tr	tr	tr
55978	AGWT	2:0:0	0:2:0	2	92d	1i	NF	1.68	tr	nd	nd	nd	nd	nd	tr	tr
Newfoundland - Bay Ducks																
56383	RNDU	A	M	1	92d	1j	NF	2.49	nd	nd	nd	nd	nd	nd	nd	tr
56391	RNDU	1:1:0	2:0:0	2	92d	1j	NF	3.26	tr	tr	nd	nd	nd	tr	tr	0.002
Newfoundland - Sea Ducks																
48006	COEI	A	M	1	90a	1i	NF	2.64	0.002	nd	nd	tr	tr	tr	0.003	0.021
57288	COEI	0:6:0	3:3:0	6	92b	1f	NF	4.00	tr	nd	nd	tr	nd	tr	0.002	0.010
57848	COEI	0:6:0	2:4:0	6	92d	1e	NF	3.00	0.002	nd	nd	nd	tr	0.001	0.004	nd
58094	COEI	A	F	1	92d	1f	NF	1.60	0.002	nd	nd	tr	nd	tr	0.003	0.013
57302	COEI	5:3:0	2:6:0	8	92d	1h	NF	3.37	0.002	nd	nd	tr	tr	0.001	0.004	0.008
57839	COEI	0:2:0	2:0:0	2	92d	1j	NF	3.00	0.002	nd	nd	tr	nd	0.001	0.004	0.057
58088	COEI	0:4:0	2:2:0	4	93a	1i	NF	2.10	0.006	nd	nd	0.001	nd	0.002	0.009	0.038
56382	COGO	A	F	1	92d	1j	NF	4.04	tr	nd	nd	tr	nd	tr	tr	0.002
57825	OLDS	0:5:0	2:3:0	5	92d	1e	NF	3.00	0.002	nd	nd	0.001	nd	0.002	0.005	0.021
57506	OLDS	0:2:0	1:1:0	2	92d	1h	NF	2.79	0.002	nd	nd	0.002	tr	0.002	0.005	0.008

Table 4: Continued

(values in mg/kg wet weight)

USOX #	Species	Age I:A:U	Sex F:M:U	N	Year	Mapref	Prov	% Lipid	oxy-chlordane	trans-chlordane	cis-chlordane	trans-nonachlor	cis-nonachlor	heptachlor epoxide	S_CHL	S_PCB
58091	OLDS	A	M	1	92d	1h	NF	2.40	nd	nd	nd	tr	nd	0.001	0.002	0.116
58092	OLDS	0:2:0	2:0:0	2	93a	1h	NF	2.60	0.004	nd	nd	0.001	tr	0.003	0.009	0.039
Newfoundland - Mergansers																
56385	COME	A	M	1	92d	1a	NF	5.39	0.002	nd	tr	0.001	tr	0.003	0.007	0.023
57272	COME	I	M	1	92d	1f	NF	4.92	0.001	tr	nd	tr	tr	tr	0.003	0.044
56373	COME	A	M	1	92d	1j	NF	4.63	0.001	nd	tr	tr	tr	tr	0.003	0.026
56389	HOME	A	F	1	92d	1a	NF	2.61	tr	nd	nd	nd	nd	tr	0.001	0.009
56392	RBME	1:2:0	3:0:0	3	92d	1a	NF	3.16	tr	nd	tr	tr	tr	tr	0.003	0.019
57818	RBME	0:2:0	2:0:0	2	92d	1a	NF	3.40	0.002	nd	nd	tr	nd	tr	0.003	0.028
56013	RBME	A	M	1	92d	1e	NF	1.34	tr	nd	nd	nd	nd	tr	tr	0.006
57281	RBME	0:8:0	5:3:0	8	92d	1f	NF	4.22	0.003	nd	tr	tr	tr	0.002	0.006	0.047
56384	RBME	A	F	1	92d	1j	NF	2.90	tr	nd	nd	tr	nd	tr	0.001	0.012
Labrador - Geese & Swans																
64557	CAGO	1:4:0	2:3:0	5	93c	2b	LB	2.10	tr	nd	nd	nd	nd	nd	tr	tr
64558	CAGO	0:3:0	1:2:0	3	93d	2a	LB	2.10	nd	nd	nd	nd	nd	nd	nd	0.007
64559	CAGO	0:2:0	2:0:0	2	93d	2a	LB	2.70	tr	nd	nd	nd	nd	nd	tr	nd
63792	CAGO	1:3:0	3:1:0	4	93d	2c	LB	3.00	nd	nd	nd	nd	nd	nd	nd	nd
Labrador - Dabbling Ducks																
57110	ABDU	0:6:0	0:6:0	6	92d	2d	LB	3.28	tr	nd	nd	tr	nd	tr	tr	0.003
64560	ABDU	0:3:0	2:1:0	3	93c	2a	LB	1.70	nd	nd	nd	nd	nd	nd	nd	0.004
62991	ABDU	A	M	1	93c	2b	LB	1.00	nd	nd	nd	nd	nd	nd	nd	nd
64561	ABDU	2:0:0	2:0:0	2	93d	2a	LB	2.20	nd	nd	nd	nd	nd	nd	nd	nd
47991	AGWT	2:2:0	2:2:0	4	90d	2c	LB	2.75	tr	tr	tr	tr	nd	tr	0.001	0.010
57103	AGWT	1:2:0	2:1:0	3	92d	2d	LB	3.00	tr	nd	nd	tr	nd	tr	tr	0.002
63021	MALL	A	F	1	93d	2a	LB	1.40	nd	nd	nd	nd	nd	nd	nd	tr
Labrador - Sea Ducks																
63022	BLSC	I	F	1	93d	2a	LB	3.30	nd	nd	nd	nd	nd	nd	nd	0.004
64744	BLSC	2:0:0	2:0:0	2	93d	2a	LB	2.00	nd	nd	nd	nd	nd	nd	nd	0.002
57091	COEI	0:8:0	4:4:0	8	92d	2d	LB	2.20	tr	nd	nd	tr	nd	tr	tr	0.003
64602	COGO	1:1:0	1:1:0	2	93c	2a	LB	2.50	tr	nd	nd	nd	nd	0.002	0.003	0.008
64603	COGO	2:0:0	2:0:0	2	93d	2a	LB	2.00	nd	nd	nd	nd	nd	nd	nd	0.006
63020	SUSC	A	M	1	93d	2a	LB	4.80	0.004	nd	nd	0.002	tr	0.003	0.010	0.353
63787	SUSC	I	M	1	93d	2c	LB	1.90	nd	nd	nd	nd	nd	nd	nd	0.001

Table 4: Continued

(values in mg/kg wet weight)

USOX #	Species	Age I:A:U	Sex F:M:U	N	Year	Mapref	Prov	% Lipid	oxy-chlordane	trans-chlordane	cis-chlordane	trans-nonachlor	cis-nonachlor	heptachlor epoxide	S_CHL	S_PCB
Labrador - Mergansers																
57099	COME	5:2:0	3:4:0	7	92d	2d	LB	2.67	0.002	tr	tr	tr	tr	tr	0.003	0.060
63019	COME	I	F	1	93d	2a	LB	2.00	0.002	nd	nd	nd	nd	tr	0.002	0.090
64604	COME	5:0:0	3:2:0	5	93d	2b	LB	2.00	tr	nd	nd	nd	nd	nd	tr	0.027
47992	HOME	A	M	1	90d	2c	LB	2.61	0.042	nd	tr	tr	tr	0.006	0.050	0.621
64606	RBME	3:0:0	1:2:0	3	93c	2b	LB	1.30	nd	nd	nd	nd	nd	nd	nd	0.063
64605	RBME	5:0:0	5:0:0	5	93d	2b	LB	1.40	nd	nd	nd	nd	nd	nd	nd	0.015
63785	RBME	2:1:0	1:2:0	3	93d	2c	LB	3.20	tr	nd	nd	nd	nd	tr	0.001	0.012
63786	RBME	A	F	1	93d	2c	LB	3.30	0.001	nd	nd	nd	tr	tr	0.002	0.014
Maritimes - Insectivores																
57434	AMWO	0:8:0	6:2:0	8	92u	3h	NS	3.76	tr	nd	nd	tr	nd	tr	0.001	0.007
57242	COSN	9:0:1	4:5:1	10	92d	3k	NB	3.03	tr	nd	nd	nd	nd	tr	tr	0.002
Maritimes - Geese & Swans																
43102	CAGO	2:2:0	2:1:1	4	89d	3c	NB	2.28	nd	nd	nd	nd	nd	nd	nd	tr
42710	CAGO	10:0:0	1:2:7	10	89d	3d	PE	2.68	nd	nd	0.002	nd	nd	nd	0.002	0.001
Maritimes - Dabbling Ducks																
40098	ABDU	2:3:0	3:2:0	5	88d	3a	NB	2.10	tr	nd	tr	tr	nd	nd	tr	0.001
40023	ABDU	5:0:0	3:2:0	5	88d	3c	NB	1.69	tr	nd	tr	nd	nd	nd	tr	0.007
40256	ABDU	4:1:0	1:4:0	5	88d	3d	PE	4.36	0.002	nd	tr	tr	tr	nd	0.003	0.008
40266	ABDU	3:0:0	1:2:0	3	88d	3e	NS	1.83	tr	nd	tr	nd	nd	nd	tr	0.002
40262	ABDU	5:0:0	1:4:0	5	88d	3i	NS	2.98	0.001	nd	tr	tr	nd	nd	0.002	0.014
40088	ABDU	4:1:0	4:1:0	5	88d	3k	NB	2.38	nd	nd	tr	nd	nd	nd	tr	0.002
56462	ABDU	6:4:0	5:5:0	10	92c	3l	NB	2.63	tr	nd	nd	tr	nd	tr	0.001	0.004
56608	ABDU	0:10:0	5:5:0	10	92d	3b	NB	2.48	tr	nd	nd	nd	nd	tr	tr	0.010
56579	ABDU	0:10:0	5:5:0	10	92d	3d	PE	2.58	tr	nd	nd	nd	nd	tr	tr	0.001
59552	ABDU	0:5:0	0:5:0	5	92d	3g	NS	3.50	tr	nd	nd	nd	nd	nd	tr	0.006
57410	ABDU	A	F	1	92u	3h	NS	3.10	nd	nd	nd	nd	nd	nd	nd	0.002
59546	ABDU	0:5:0	2:3:0	5	93a	3f	NS	4.20	nd	nd	nd	nd	nd	nd	nd	0.019
57347	AGWT	A	F	1	92c	3l	NB	2.14	nd	nd	nd	nd	nd	nd	tr	0.002
57425	AGWT	0:7:0	3:4:0	7	92d	3d	PE	2.40	tr	nd	nd	tr	nd	tr	0.001	0.005
58503	AGWT	1:3:0	1:3:0	4	92d	3d	PE	1.50	tr	nd	nd	nd	nd	nd	tr	0.023
55966	AGWT	1:2:0	3:0:0	3	92d	3l	NB	2.44	tr	nd	nd	tr	nd	nd	tr	0.002
57193	AGWT	3:2:0	2:3:0	5	92d	3l	NB	2.05	tr	nd	nd	nd	nd	nd	tr	0.002
55885	BWTE	3:3:0	4:2:0	6	92c	3l	NB	2.82	tr	nd	nd	nd	nd	tr	tr	0.003
57480	MALL	0:7:0	3:4:0	7	92c	3l	NB	2.56	tr	nd	nd	tr	nd	tr	0.002	0.004
69424	MALL	0:5:0	0:5:0	5	93a	3i	NS	3.70	nd	nd	nd	nd	nd	nd	nd	nd
55942	WODU	6:3:0	2:7:0	9	92c	3l	NB	2.18	tr	nd	nd	nd	nd	nd	tr	tr

Table 4: Continued

(values in mg/kg wet weight)

USOX #	Species	Age I:A:U	Sex F:M:U	N	Year	Mapref	Prov	% Lipid	oxy-chlordane	trans-chlordane	cis-chlordane	trans-nonachlor	cis-nonachlor	heptachlor epoxide	S_CHL	S_PCB
57504	WODU	0:2:0	0:2:0	2	92c	3l	NB	1.70	0.012	nd	nd	nd	nd	0.006	0.018	0.006
Maritimes - Bay Ducks																
57069	GRSC	1:4:0	4:1:0	5	92d	3k	NB	3.03	tr	nd	nd	nd	nd	tr	tr	0.014
57461	GRSC	0:4:0	2:2:0	4	92d	3k	NB	3.62	tr	nd	nd	tr	nd	tr	tr	0.019
57435	RNDU	0:4:0	1:3:0	4	92d	3j	NB	1.69	nd	nd	nd	tr	nd	nd	tr	0.005
56482	RNDU	0:8:0	6:2:0	8	92d	3k	NB	2.82	tr	nd	nd	nd	nd	nd	tr	0.005
57344	RNDU	A	F	1	92d	3l	NB	2.21	nd	nd	nd	nd	nd	nd	tr	tr
Maritimes - Sea Ducks																
55430	BLSC	0:5:0	1:4:0	5	92b	3b	NB	4.31	0.001	nd	nd	tr	tr	tr	0.002	0.035
55674	COEI	0:6:0	4:2:0	6	92b	3b	NB	3.68	0.002	nd	tr	0.002	tr	tr	0.005	0.054
69427	COEI	0:2:0	2:0:0	2	92d	3f	NS	2.30	tr	nd	nd	nd	nd	tr	0.001	0.003
57433	COEI	0:8:0	5:3:0	8	92d	3h	NS	2.50	0.002	nd	nd	tr	tr	tr	0.003	0.032
56308	COEI	0:10:0	5:5:0	10	92d	3k	NB	2.63	tr	nd	nd	tr	nd	0.001	0.002	0.021
69432	COEI	0:5:0	1:4:0	5	93b	3j	NB	3.40	0.003	nd	nd	0.002	tr	0.002	0.007	0.097
43088	COGO	I	F	1	89d	3k	NB	2.56	tr	nd	nd	nd	nd	nd	tr	0.003
43299	COGO	4:0:0	1:3:0	4	89d	3k	NB	3.13	tr	nd	tr	tr	nd	nd	tr	0.003
56538	COGO	A	F	1	92d	3k	NB	2.93	tr	nd	nd	nd	nd	nd	tr	0.006
55907	COGO	1:2:0	2:1:0	3	92d	3l	NB	2.84	tr	nd	nd	nd	nd	tr	tr	0.004
57503	COGO	0:4:0	1:3:0	4	92d	3l	NB	3.40	0.001	nd	nd	tr	nd	tr	0.002	0.021
59557	COGO	0:4:0	1:3:0	4	93a	3g	NS	2.70	0.002	nd	nd	nd	nd	tr	0.003	0.011
57411	OLDS	A	M	1	92d	3f	NS	3.40	0.002	nd	nd	0.002	tr	0.002	0.007	0.015
55435	SUSC	0:4:0	0:4:0	4	92b	3b	NB	4.28	0.001	nd	nd	tr	tr	0.001	0.003	0.058
57241	SUSC	7:1:0	4:4:0	8	92d	3k	NB	3.38	tr	nd	tr	tr	tr	tr	0.001	0.019
Maritimes - Mergansers																
43421	COME	3:0:0	1:2:0	3	89d	3a	NB	3.83	0.004	nd	tr	0.002	0.004	nd	0.011	0.139
43420	COME	2:2:0	3:1:0	4	89d	3c	NB	2.86	0.004	nd	tr	0.004	0.002	nd	0.011	0.220
43419	COME	2:0:0	1:1:0	2	89d	3f	NS	4.46	0.007	nd	tr	0.001	tr	nd	0.009	0.107
43424	HOME	2:0:0	1:0:1	2	89d	3c	NB	3.03	tr	nd	tr	tr	0.001	nd	0.003	0.073
43423	RBME	1:1:0	0:2:0	2	89d	3a	NB	4.46	0.004	nd	tr	0.002	0.002	nd	0.008	0.258
43422	RBME	3:0:0	1:2:0	3	89d	3c	NB	4.83	0.008	nd	tr	tr	0.003	nd	0.012	0.037
St. Lawrence - Insectivores																
51586	AMWO	1:7:0	5:3:0	8	91d	4a	PQ	2.64	tr	nd	nd	tr	tr	tr	0.001	0.005
51763	AMWO	0:2:0	2:0:0	2	91d	4a	PQ	3.33	tr	nd	nd	tr	tr	tr	0.002	0.012
51773	AMWO	0:3:0	2:0:1	3	91d	4a	PQ	4.00	tr	nd	nd	tr	tr	tr	0.001	0.012
52116	AMWO	0:2:0	0:2:0	2	91d	4c	PQ	3.58	tr	nd	nd	tr	nd	tr	0.001	0.009
51585	AMWO	2:0:0	2:0:0	2	91d	4d	PQ	2.48	tr	nd	nd	nd	nd	tr	0.001	0.010

Table 4: Continued

(values in mg/kg wet weight)

USOX #	Species	Age I:A:U	Sex F:M:U	N	Year	Mapref	Prov	% Lipid	oxy-chlordane	trans-chlordane	cis-chlordane	trans-nonachlor	cis-nonachlor	heptachlor epoxide	S_CHL	S_PCB
52078	AMWO	0:2:0	0:2:0	2	91d	4d	PQ	3.40	tr	nd	nd	tr	nd	tr	0.001	0.005
52126	AMWO	2:2:0	2:2:0	4	91d	4f	PQ	4.53	nd	nd	nd	tr	nd	0.001	0.001	0.003
52071	COSN	2:1:0	2:1:0	3	91d	4f	PQ	5.22	tr	nd	nd	nd	nd	tr	tr	0.001
St. Lawrence - Geese & Swans																
51686	CAGO	0:10:0	6:4:0	10	91d	4e	PQ	3.26	tr	nd	nd	nd	nd	tr	tr	tr
42686	GSGO	7:3:0	9:0:1	10	89d	4d	PQ	3.16	nd	nd	0.003	nd	nd	nd	0.003	tr
56074	GSGO	A	M	1	91b	4d	PQ	1.91	tr	nd	nd	tr	tr	tr	0.001	0.006
51398	GSGO	3:2:0	1:4:0	5	91d	4d	PQ	4.56	tr	nd	nd	tr	nd	tr	tr	0.003
52099	GSGO	0:7:0	3:4:0	7	91d	4d	PQ	4.41	tr	nd	nd	tr	nd	nd	tr	0.004
56078	GSGO	0:3:0	2:1:0	3	91d	4d	PQ	4.02	nd	nd	nd	nd	nd	tr	tr	tr
St. Lawrence - Dabbling Ducks																
38580	ABDU	2:7:0	2:7:0	9	88a	4f	PQ	3.25	0.003	nd	nd	0.001	tr	0.001	0.005	0.056
40201	ABDU	I	F	1	88d	4b	PQ	0.94	0.002	nd	tr	nd	tr	nd	0.002	0.047
40874	ABDU	7:0:0	4:3:0	7	88d	4e	PQ	2.37	tr	nd	tr	nd	nd	nd	tr	tr
40875	ABDU	0:3:0	1:2:0	3	88d	4e	PQ	2.83	tr	nd	tr	nd	nd	nd	0.001	0.034
40226	ABDU	10:0:0	3:7:0	10	88d	4g	PQ	2.47	tr	nd	tr	nd	nd	nd	tr	0.003
47247	ABDU	0:4:0	2:2:0	4	90d	4d	PQ	2.34	tr	nd	nd	nd	nd	tr	tr	0.003
46522	ABDU	0:10:0	6:4:0	10	90d	4f	PQ	1.91	tr	nd	nd	nd	nd	tr	tr	0.003
51986	ABDU	0:4:0	3:1:0	4	91d	4a	PQ	2.79	tr	nd	nd	tr	tr	tr	tr	0.007
52016	ABDU	4:8:0	5:7:0	12	91d	4b	PQ	2.61	tr	nd	nd	nd	nd	tr	tr	0.004
51747	ABDU	0:7:0	7:0:0	7	91d	4d	PQ	2.56	tr	nd	nd	nd	nd	nd	tr	0.002
51977	ABDU	0:3:0	1:2:0	3	91d	4d	PQ	3.39	tr	nd	nd	tr	tr	tr	0.002	0.026
52003	ABDU	1:3:0	2:2:0	4	91d	4d	PQ	1.66	0.003	nd	nd	nd	nd	tr	0.003	0.024
52043	ABDU	0:12:0	6:6:0	12	91d	4d	PQ	3.37	tr	nd	nd	tr	nd	tr	0.001	0.014
52072	ABDU	A	F	1	91d	4d	PQ	1.53	tr	nd	nd	nd	nd	tr	tr	0.013
52075	ABDU	0:2:0	0:2:0	2	91d	4f	PQ	2.08	tr	nd	nd	nd	nd	nd	tr	0.003
52158	AGWT	7:3:0	6:4:0	10	91d	4b	PQ	2.38	tr	nd	nd	nd	nd	tr	tr	0.004
50490	AGWT	7:3:0	5:5:0	10	91d	4f	PQ	2.35	tr	nd	nd	nd	nd	tr	tr	0.002
52132	AMWI	2:3:0	4:1:0	5	91d	4b	PQ	2.74	nd	nd	nd	tr	nd	tr	tr	0.006
52160	GADW	2:0:0	2:0:0	2	91d	4b	PQ	2.78	tr	nd	nd	tr	tr	tr	tr	0.004
52118	GADW	I	M	1	91u	4a	PQ	4.24	nd	nd	nd	tr	nd	tr	tr	0.006
40227	MALL	5:2:0	4:3:0	7	88c	4b	PQ	1.91	0.003	nd	tr	tr	tr	nd	0.004	0.023
46544	MALL	0:10:0	4:6:0	10	90d	4a	PQ	2.34	tr	0.002	nd	nd	nd	nd	0.002	tr
47238	MALL	2:8:0	5:5:0	10	90d	4a	PQ	2.11	tr	nd	nd	tr	nd	tr	tr	0.025
51992	MALL	2:3:0	4:1:0	5	91d	4a	PQ	2.82	0.001	nd	nd	tr	nd	tr	0.001	0.006
51998	MALL	0:5:0	2:3:0	5	91d	4a	PQ	2.49	tr	nd	nd	tr	nd	tr	tr	0.004
52030	MALL	0:13:0	7:6:0	13	91d	4b	PQ	2.77	tr	nd	nd	tr	nd	tr	tr	0.008
52117	NOPI	A	F	1	91d	4a	PQ	1.63	nd	nd	nd	tr	nd	tr	tr	0.012
52055	NOPI	A	F	1	91d	4b	PQ	2.98	tr	nd	tr	tr	tr	tr	0.002	0.017
51714	WODU	0:2:0	0:2:0	2	91d	4a	PQ	3.28	tr	nd	nd	tr	nd	tr	tr	tr
52113	WODU	A	F	1	91d	4a	PQ	1.40	tr	nd	nd	nd	nd	nd	tr	0.002

Table 4: Continued

(values in mg/kg wet weight)

USOX #	Species	Age I:A:U	Sex F:M:U	N	Year	Mapref	Prov	% Lipid	oxy-chlordane	trans-chlordane	cis-chlordane	trans-nonachlor	cis-nonachlor	heptachlor epoxide	S_CHL	S_PCB
St. Lawrence - Bay Ducks																
43601	GRSC	1:3:0	2:2:0	4	89d	4b	PQ	3.09	tr	nd	nd	tr	nd	tr	0.001	0.051
47265	GRSC	0:0:4	1:3:0	4	90d	4a	PQ	3.49	0.003	nd	nd	tr	nd	tr	0.005	0.259
51878	GRSC	1:2:0	2:1:0	3	91d	4d	PQ	3.79	tr	nd	nd	tr	nd	tr	0.001	0.022
51953	GRSC	A	M	1	91d	4d	PQ	2.71	tr	nd	nd	tr	tr	0.001	0.003	0.020
43600	LESC	1:4:0	3:2:0	5	89d	4a	PQ	2.97	tr	nd	nd	tr	nd	tr	tr	0.023
43621	LESC	0:4:0	2:2:0	4	89d	4b	PQ	2.68	tr	nd	tr	0.002	tr	0.001	0.005	0.014
51898	LESC	12:3:0	3:12:0	15	91d	4b	PQ	3.19	0.001	nd	nd	tr	nd	tr	0.002	0.052
51884	LESC	4:1:0	2:3:0	5	91d	4d	PQ	3.19	0.001	nd	nd	tr	tr	tr	0.003	0.106
51952	LESC	2:9:0	6:5:0	11	91d	4d	PQ	3.18	tr	nd	nd	tr	tr	tr	0.001	0.033
51954	RNDU	I	F	1	91d	4a	PQ	5.67	tr	nd	tr	tr	tr	tr	0.002	0.020
51892	RNDU	1:6:0	3:4:0	7	91d	4b	PQ	3.28	tr	nd	nd	nd	nd	tr	tr	0.014
St. Lawrence - Sea Ducks																
38585	BAGO	0:0:4	2:2:0	4	88a	4f	PQ	2.35	0.003	nd	nd	tr	nd	0.001	0.005	0.066
52061	BAGO	1:1:0	1:1:0	2	91d	4f	PQ	3.56	0.002	nd	tr	tr	tr	tr	0.004	0.072
51972	BLSC	A	M	1	91d	4a	PQ	8.29	0.002	nd	nd	tr	tr	tr	0.004	0.061
51855	BLSC	0:6:0	2:4:0	6	91d	4b	PQ	5.67	0.001	nd	nd	tr	nd	0.001	0.003	0.021
52119	BUFF	A	F	1	91d	4a	PQ	4.92	nd	nd	nd	tr	nd	tr	0.001	0.005
52120	BUFF	A	F	1	91d	4a	PQ	5.08	nd	nd	nd	tr	nd	tr	tr	0.006
52141	BUFF	3:5:0	4:4:0	8	91d	4b	PQ	4.84	tr	nd	tr	tr	tr	tr	0.002	0.048
43602	COEI	3:7:0	4:4:2	10	90a	4g	PQ	2.15	0.001	nd	tr	tr	nd	0.001	0.003	0.023
46533	COEI	0:4:6	7:3:0	10	90d	4f	PQ	3.12	tr	nd	nd	tr	tr	tr	0.002	0.012
51864	COEI	0:4:0	4:0:0	4	91d	4d	PQ	4.14	0.002	nd	tr	tr	tr	tr	0.004	0.049
38591	COGO	0:0:5	1:4:0	5	88a	4f	PQ	4.87	0.009	nd	nd	0.007	0.002	0.005	0.022	0.256
43598	COGO	5:5:0	3:7:0	10	89d	4d	PQ	3.32	tr	nd	tr	tr	nd	tr	0.001	0.027
51940	COGO	2:2:0	2:2:0	4	91d	4a	PQ	2.99	0.002	nd	nd	tr	tr	0.001	0.004	0.051
52058	COGO	0:2:0	0:2:0	2	91d	4f	PQ	4.19	0.002	nd	tr	tr	tr	tr	0.004	0.026
57020	COGO	2:9:0	6:5:0	11	92d	4b	PQ	3.32	0.001	nd	nd	tr	tr	tr	0.002	0.029
38602	OLDS	0:10:0	1:9:0	10	88a	4f	PQ	3.28	0.017	nd	0.001	0.014	0.004	0.009	0.046	0.498
52062	OLDS	A	F	1	91d	4f	PQ	4.36	tr	nd	tr	0.001	tr	0.002	0.004	0.011
51958	SUSC	2:0:0	2:0:0	2	91d	4a	PQ	4.42	tr	nd	nd	nd	nd	tr	tr	0.002
51859	SUSC	1:1:0	1:1:0	2	91d	4b	PQ	3.58	tr	nd	nd	tr	nd	tr	tr	0.005
51874	SUSC	2:0:0	2:0:0	2	91d	4d	PQ	5.04	tr	nd	nd	tr	tr	tr	0.002	0.006
51909	SUSC	I	M	1	91d	4d	PQ	4.60	tr	nd	tr	tr	tr	tr	0.001	0.014
51911	SUSC	A	M	1	91d	4d	PQ	2.30	0.002	nd	nd	tr	tr	0.002	0.004	0.060
52066	SUSC	0:3:0	3:0:0	3	91d	4f	PQ	4.86	tr	nd	tr	tr	tr	tr	0.003	0.067
51970	WWSC	A	M	1	91d	4a	PQ	7.31	0.003	nd	tr	0.002	tr	0.004	0.010	0.395
51871	WWSC	0:7:0	4:3:0	7	91d	4b	PQ	4.84	tr	nd	nd	tr	tr	tr	0.001	0.010

Table 4: Continued

(values in mg/kg wet weight)

USOX #	Species	Age I:A:U	Sex F:M:U	N	Year	Mapref	Prov	% Lipid	oxy-chlordane	trans-chlordane	cis-chlordane	trans-nonachlor	cis-nonachlor	heptachlor epoxide	S_CHL	S_PCB
St. Lawrence - Mergansers																
43599	COME	2:0:0	0:2:0	2	89d	4a	PQ	2.19	0.001	nd	nd	0.001	tr	tr	0.004	0.109
52050	COME	0:5:0	3:2:0	5	91d	4a	PQ	3.38	0.005	nd	nd	tr	tr	0.002	0.008	0.617
52086	COME	1:2:0	2:1:0	3	91d	4a	PQ	3.31	0.001	nd	tr	tr	tr	tr	0.003	0.071
52112	COME	2:0:0	1:1:0	2	91d	4b	PQ	3.34	0.002	nd	tr	0.001	tr	tr	0.005	0.103
52082	HOME	3:0:0	3:0:0	3	91d	4a	PQ	2.28	0.001	nd	nd	nd	nd	tr	0.002	0.075
52044	HOME	I	M	1	91d	4b	PQ	4.07	tr	nd	tr	tr	tr	0.001	0.003	0.022
52102	RBME	2:0:0	0:2:0	2	91d	4a	PQ	4.18	0.002	nd	nd	tr	tr	0.002	0.004	0.033
52109	RBME	4:2:0	3:3:0	6	91d	4b	PQ	4.59	0.004	nd	tr	0.001	tr	0.003	0.009	0.120
52067	RBME	A	F	1	91d	4f	PQ	4.26	tr	nd	tr	tr	tr	tr	0.003	0.022
Central Quebec - Terrestrial Browsers																
52430	SPGR	0:4:0	3:1:0	4	91d	5c	PQ	1.20	nd	nd	nd	nd	nd	nd	nd	nd
Central Quebec - Geese & Swans																
53382	ATBR	9:0:0	3:6:0	9	91d	5c	PQ	4.40	nd	nd	nd	nd	nd	nd	nd	nd
53383	ATBR	0:6:0	0:6:0	6	91d	5c	PQ	4.40	nd	nd	nd	nd	nd	nd	nd	0.005
53384	ATBR	0:5:0	5:0:0	5	91d	5c	PQ	4.30	nd	nd	nd	nd	nd	nd	nd	0.002
48688	CAGO	0:5:0	2:3:0	5	90c	5c	PQ	1.72	tr	nd	nd	nd	nd	tr	0.001	0.004
48698	CAGO	0:8:0	2:6:0	8	90c	5c	PQ	2.68	tr	nd	nd	nd	nd	0.004	0.004	0.003
48704	CAGO	0:5:0	2:3:0	5	90c	5c	PQ	1.66	0.001	nd	nd	nd	nd	tr	0.001	0.003
52215	CAGO	3:0:0	1:2:0	3	91b	5c	PQ	2.50	nd	nd	nd	nd	nd	nd	nd	0.002
52227	CAGO	2:3:0	0:5:0	5	91d	5c	PQ	3.90	nd	nd	nd	nd	nd	nd	nd	nd
52395	CAGO	2:5:0	7:0:0	7	91d	5c	PQ	3.30	nd	nd	nd	nd	nd	nd	nd	0.002
52814	LSGO	0:5:0	0:5:0	5	91d	5c	PQ	2.90	nd	nd	nd	nd	nd	nd	nd	nd
52815	LSGO	0:12:0	12:0:0	12	91d	5c	PQ	3.20	nd	nd	nd	nd	nd	nd	nd	0.002
52816	LSGO	10:0:0	4:6:0	10	91d	5c	PQ	4.30	nd	nd	nd	nd	nd	nd	nd	nd
Central Quebec - Dabbling Ducks																
48682	ABDU	0:6:0	5:1:0	6	90c	5c	PQ	1.72	tr	nd	nd	nd	nd	nd	tr	0.007
48732	ABDU	0:10:0	6:4:0	10	90c	5c	PQ	1.96	0.001	nd	nd	tr	nd	0.003	0.004	0.058
52194	ABDU	A	M	1	91b	5c	PQ	3.00	0.005	nd	tr	0.007	0.001	0.002	0.016	0.175
52236	ABDU	3:5:0	4:4:0	8	91d	5c	PQ	2.50	nd	nd	nd	nd	nd	nd	nd	nd
52416	AGWT	2:3:1	3:2:1	6	91d	5c	PQ	2.60	nd	nd	nd	nd	nd	nd	nd	nd
52437	AMWI	3:3:0	0:6:0	6	91d	5c	PQ	3.90	nd	0.003	nd	nd	nd	nd	0.003	nd
52198	MALL	0:3:0	0:3:0	3	91b	5c	PQ	2.30	tr	nd	nd	0.002	nd	nd	0.003	0.005
50515	MALL	7:3:0	4:6:0	10	91c	5a	PQ	1.93	tr	nd	nd	tr	nd	nd	tr	0.003
52447	MALL	0:8:0	8:0:0	8	91d	5c	PQ	2.20	tr	nd	nd	nd	nd	nd	tr	0.033
52479	MALL	3:4:0	0:7:0	7	91d	5c	PQ	2.70	nd	nd	nd	nd	nd	nd	nd	nd
52208	NOPI	0:3:0	2:1:0	3	91b	5c	PQ	3.50	tr	nd	nd	0.005	nd	nd	0.005	0.004

Table 4: Continued

(values in mg/kg wet weight)

USOX #	Species	Age I:A:U	Sex F:M:U	N	Year	Mapref	Prov	% Lipid	oxy-chlordane	trans-chlordane	cis-chlordane	trans-nonachlor	cis-nonachlor	heptachlor epoxide	S_CHL	S_PCB
52480	NOPI	0:2:0	2:0:0	2	91d	5c	PQ	2.10	nd	nd	nd	0.001	nd	nd	0.001	0.002
52506	NOPI	5:0:0	0:5:0	5	91d	5c	PQ	2.60	nd	0.002	nd	0.002	nd	nd	0.004	0.003
52507	NOPI	9:0:0	9:0:0	9	91d	5c	PQ	2.90	nd	0.002	nd	0.001	nd	nd	0.003	nd
52508	NOPI	0:9:0	0:9:0	9	91d	5c	PQ	5.30	nd	nd	nd	nd	nd	nd	nd	0.010
52398	WODU	A	M	1	91d	5c	PQ	1.60	nd	nd	nd	nd	nd	0.004	0.004	nd
Central Quebec - Bay Ducks																
52226	GRSC	A	F	1	91b	5c	PQ	4.20	0.004	nd	nd	0.002	nd	0.002	0.007	0.327
47223	LESC	2:9:0	7:4:0	11	90d	5b	PQ	3.07	tr	nd	nd	tr	nd	tr	0.001	0.022
52225	LESC	1:4:0	3:2:0	5	91b	5c	PQ	3.80	0.002	nd	nd	0.002	tr	0.002	0.007	0.240
52399	REDH	I	M	1	91d	5c	PQ	3.10	nd	nd	nd	nd	nd	nd	nd	nd
51719	RNDU	0:4:0	4:0:0	4	91d	5a	PQ	3.01	nd	nd	nd	nd	nd	tr	tr	tr
Central Quebec - Sea Ducks																
52242	BLSC	1:4:0	1:4:0	5	91d	5c	PQ	5.60	nd	nd	nd	nd	nd	0.005	0.005	0.023
52398	COEI	I	M	1	91d	5c	PQ	2.30	nd	nd	nd	nd	nd	nd	nd	tr
48725	COGO	0:6:0	4:2:0	6	90c	5c	PQ	3.79	0.003	nd	nd	tr	tr	0.003	0.007	0.086
42905	OLDS	2:8:0	2:8:0	10	89b	5b	PQ	5.36	0.010	nd	0.004	0.015	0.008	0.036	0.072	0.879
52219	OLDS	2:1:0	2:1:0	3	91b	5c	PQ	5.20	0.005	0.001	0.002	0.011	0.002	0.003	0.023	0.175
Central Quebec - Mergansers																
48675	COME	0:8:0	6:2:0	8	90c	5c	PQ	2.38	0.005	nd	nd	tr	tr	0.008	0.014	0.449
48689	COME	0:5:0	2:3:0	5	90c	5c	PQ	2.75	0.019	nd	nd	0.002	0.002	0.010	0.034	1.526
48716	COME	0:10:0	9:1:0	10	90c	5c	PQ	2.73	0.014	nd	nd	0.002	tr	0.006	0.023	0.877
52204	COME	0:5:0	2:3:0	5	91b	5c	PQ	3.00	0.032	tr	0.002	0.026	0.014	0.041	0.116	2.256
52425	COME	3:1:0	1:3:0	4	91d	5c	PQ	2.80	0.005	nd	nd	0.001	tr	0.002	0.008	0.477
48666	HOME	0:6:0	3:3:0	6	90c	5c	PQ	2.86	0.003	nd	nd	tr	tr	0.002	0.005	0.165
49047	HOME	6:4:0	2:8:0	10	90c	5c	PQ	2.63	0.003	nd	nd	tr	nd	0.001	0.004	0.098
52397	HOME	I	M	1	91d	5c	PQ	2.80	nd	0.004	nd	0.006	nd	nd	0.009	0.005
52211	RBME	0:2:0	0:2:0	2	91b	5c	PQ	4.40	0.014	nd	tr	0.007	0.004	0.011	0.036	1.020
52420	RBME	A	F	1	91d	5c	PQ	4.20	0.001	nd	nd	0.001	tr	nd	0.003	0.090
Central Quebec - Loons																
48659	COLO	0:5:0	5:0:0	5	90c	5c	PQ	2.70	0.010	tr	0.002	0.035	0.011	0.007	0.064	0.724
48710	COLO	0:5:0	4:1:0	5	90c	5c	PQ	2.97	0.005	nd	tr	0.017	0.004	0.010	0.037	0.476
Southern Ontario - Geese & Swans																
47938	CAGO	A	F	1	90d	6c	ON	4.41	nd	nd	nd	nd	nd	tr	tr	0.003
47522	CAGO	0:7:0	5:2:0	7	90d	6e	ON	3.20	0.005	nd	nd	tr	tr	0.008	0.012	0.002
48089	CAGO	1:6:0	3:4:0	7	90d	6j	ON	3.66	nd	nd	nd	nd	nd	tr	tr	tr

Table 4: Continued

(values in mg/kg wet weight)

USOX #	Species	Age I:A:U	Sex F:M:U	N	Year	Mapref	Prov	% Lipid	oxy-chlordane	trans-chlordane	cis-chlordane	trans-nonachlor	cis-nonachlor	heptachlor epoxide	S_CHL	S_PCB
Southern Ontario - Dabbling Ducks																
40647	ABDU	A	F	1	88d	6b	ON	3.59	tr	nd	tr	tr	nd	nd	tr	0.002
40570	ABDU	I	M	1	88d	6d	ON	1.69	tr	nd	tr	tr	nd	nd	0.001	0.002
40624	ABDU	A	F	1	88d	6h	ON	3.44	tr	tr	tr	nd	nd	nd	0.001	0.003
46376	ABDU	0:2:0	1:1:0	2	90d	6k	ON	1.87	tr	nd	nd	nd	nd	nd	tr	0.003
47608	AGWT	4:9:0	5:8:0	13	90d	6a	ON	2.35	tr	nd	nd	tr	nd	0.004	0.005	0.003
47965	AGWT	0:2:0	2:0:0	2	90d	6a	ON	3.25	tr	nd	nd	tr	nd	tr	tr	0.010
47913	AGWT	5:9:0	7:7:0	14	90d	6i	ON	3.07	tr	nd	nd	tr	nd	tr	tr	0.003
43191	GADW	I	M	1	89d	6l	ON	2.52	nd	nd	nd	nd	nd	tr	tr	0.002
43259	GADW	2:0:0	2:0:0	2	89d	6l	ON	1.75	nd	nd	0.001	nd	nd	tr	0.001	0.003
38239	MALL	2:2:1	1:4:0	5	87d	6b	ON	2.54	0.001	nd	nd	tr	nd	nd	0.002	0.006
38257	MALL	2:3:0	1:4:0	5	87d	6b	ON	3.34	nd	nd	nd	tr	nd	nd	tr	0.003
38251	MALL	4:1:0	3:2:0	5	87d	6d	ON	3.16	0.002	nd	nd	nd	nd	nd	0.002	0.006
38245	MALL	3:2:0	2:3:0	5	87d	6e	ON	3.09	0.001	nd	nd	tr	nd	nd	0.001	0.002
40657	MALL	3:6:0	6:3:0	9	88d	6b	ON	3.35	tr	nd	tr	tr	nd	nd	0.001	0.002
40772	MALL	2:9:0	4:7:0	11	88d	6b	ON	1.69	nd	nd	nd	nd	nd	nd	nd	0.002
40824	MALL	2:9:0	5:6:0	11	88d	6b	ON	4.08	tr	nd	0.001	tr	nd	tr	0.003	0.008
40581	MALL	5:5:0	4:6:0	10	88d	6d	ON	2.86	nd	nd	tr	nd	nd	nd	tr	0.002
40535	MALL	0:10:0	3:7:0	10	88d	6h	ON	3.46	tr	nd	tr	tr	tr	tr	0.002	0.013
40627	MALL	3:6:0	3:6:0	9	88d	6h	ON	3.34	tr	nd	tr	tr	nd	nd	0.001	0.002
40872	MALL	5:0:0	3:2:0	5	88d	6l	ON	1.39	tr	nd	tr	tr	nd	nd	tr	0.006
40873	MALL	0:6:0	3:3:0	6	88d	6l	ON	2.25	tr	nd	tr	tr	tr	nd	0.001	0.026
43631	MALL	0:9:0	6:3:0	9	89d	6c	ON	2.15	tr	nd	nd	nd	nd	tr	tr	0.007
43617	MALL	1:9:0	4:6:0	10	89d	6d	ON	2.67	tr	nd	nd	nd	nd	tr	tr	0.003
43369	MALL	A	M	1	89d	6i	ON	2.98	nd	nd	nd	nd	nd	nd	tr	0.006
43315	MALL	0:0:2	0:2:0	2	89d	6j	ON	2.95	nd	nd	tr	nd	nd	nd	tr	tr
43318	MALL	2:0:0	0:2:0	2	89d	6j	ON	2.82	nd	nd	0.003	nd	nd	nd	0.003	0.001
43180	MALL	I	F	1	89d	6l	ON	4.15	nd	nd	tr	nd	nd	nd	tr	0.001
43254	MALL	0:7:1	4:4:0	8	89d	6l	ON	2.08	nd	nd	nd	tr	nd	tr	tr	0.018
43255	MALL	1:6:0	2:5:0	7	89d	6l	ON	2.98	nd	nd	nd	nd	nd	tr	tr	0.004
43257	MALL	4:6:0	4:6:0	10	89d	6l	ON	3.25	tr	nd	tr	tr	nd	nd	0.001	0.016
47548	MALL	2:9:0	5:6:0	11	90d	6a	ON	2.19	tr	nd	nd	tr	nd	tr	tr	0.006
47962	MALL	0:2:0	0:2:0	2	90d	6a	ON	2.19	tr	nd	nd	tr	nd	tr	tr	0.022
47510	MALL	1:7:0	4:4:0	8	90d	6b	ON	2.81	tr	nd	nd	tr	nd	tr	tr	0.007
47654	MALL	0:7:0	4:3:0	7	90d	6b	ON	3.26	tr	nd	nd	nd	nd	tr	tr	0.019
47925	MALL	4:2:0	3:3:0	6	90d	6c	ON	2.98	tr	nd	nd	tr	nd	tr	tr	0.005
47621	MALL	0:8:0	4:4:0	8	90d	6d	ON	3.47	tr	nd	nd	nd	nd	tr	tr	0.003
47419	MALL	A	F	1	90d	6e	ON	2.28	tr	nd	nd	nd	nd	nd	tr	0.004
47646	MALL	0:8:0	3:5:0	8	90d	6e	ON	2.75	tr	nd	nd	tr	nd	tr	0.002	0.006
47195	MALL	1:9:0	5:5:0	10	90d	6f	ON	2.05	tr	nd	nd	nd	nd	tr	tr	0.005
47937	MALL	0:7:0	5:2:0	7	90d	6i	ON	1.94	tr	nd	nd	nd	nd	nd	tr	0.010
48052	MALL	0:9:0	4:5:0	9	90d	6j	ON	2.71	tr	nd	nd	nd	nd	nd	tr	0.006
46375	MALL	0:6:0	5:1:0	6	90d	6k	ON	2.12	nd	nd	nd	nd	nd	nd	nd	0.001
47624	WODU	1:1:0	2:0:0	2	90d	6a	ON	3.71	tr	nd	nd	tr	nd	tr	tr	0.005

Table 4: Continued

(values in mg/kg wet weight)

USOX #	Species	Age I:A:U	Sex F:M:U	N	Year	Mapref	Prov	% Lipid	oxy-chlordane	trans-chlordane	cis-chlordane	trans-nonachlor	cis-nonachlor	heptachlor epoxide	S_CHL	S_PCB
47973	WODU	1:1:0	0:2:0	2	90d	6e	ON	2.72	0.003	nd	nd	0.002	tr	0.002	0.008	0.004
46366	WODU	6:0:0	4:2:0	6	90d	6k	ON	2.22	nd	nd	nd	tr	nd	nd	tr	0.004
Southern Ontario - Bay Ducks																
38277	GRSC	0:8:0	5:3:0	8	87d	6j	ON	3.25	0.001	nd	nd	tr	tr	tr	0.002	0.057
40706	GRSC	I	F	1	88d	6d	ON	2.32	tr	nd	0.001	tr	nd	tr	0.002	0.002
43326	GRSC	0:6:0	4:2:0	6	89d	6j	ON	4.07	nd	nd	0.001	tr	nd	0.001	0.003	0.012
43480	GRSC	5:6:0	7:3:1	11	89d	6j	ON	3.70	nd	nd	tr	tr	nd	0.001	0.002	0.023
43261	GRSC	1:1:0	1:1:0	2	89d	6l	ON	2.77	0.002	nd	nd	tr	tr	0.001	0.004	0.283
43425	GRSC	0:2:0	0:2:0	2	89d	6l	ON	2.04	0.002	nd	tr	tr	nd	0.001	0.004	0.109
47969	GRSC	A	F	1	90d	6d	ON	2.34	0.001	nd	nd	0.001	tr	tr	0.004	0.057
38262	LESC	A	M	1	87d	6j	ON	2.03	0.001	nd	nd	tr	tr	0.001	0.004	0.062
40707	LESC	7:0:0	5:2:0	7	88d	6d	ON	2.34	tr	nd	tr	tr	nd	tr	0.002	0.004
43374	LESC	0:4:0	1:3:0	4	89d	6i	ON	4.49	tr	nd	tr	tr	tr	nd	0.001	0.068
43319	LESC	I	M	1	89d	6j	ON	5.02	nd	nd	tr	tr	tr	tr	0.001	0.009
43335	LESC	A	F	1	89d	6j	ON	4.72	nd	nd	0.001	tr	nd	tr	0.002	0.003
43263	LESC	2:0:0	1:1:0	2	89d	6l	ON	2.73	tr	tr	tr	tr	nd	nd	0.002	0.017
43445	LESC	1:1:0	1:1:0	2	89d	6l	ON	1.50	0.002	nd	tr	0.001	0.007	nd	0.011	0.161
47150	LESC	4:3:0	3:4:0	7	90d	6f	ON	4.29	tr	nd	nd	tr	nd	tr	0.001	0.025
47882	REDH	2:3:0	2:3:0	5	90d	6b	ON	4.20	nd	nd	nd	tr	nd	tr	tr	0.007
46359	RNDU	7:0:0	5:2:0	7	90d	6k	ON	3.04	tr	nd	nd	nd	nd	tr	tr	0.003
Southern Ontario - Sea Ducks																
47748	BUFF	5:1:0	5:1:0	6	90d	6b	ON	4.50	0.001	nd	tr	tr	tr	tr	0.003	0.016
47532	BUFF	5:0:0	4:1:0	5	90d	6d	ON	3.87	tr	nd	tr	tr	tr	0.004	0.005	0.013
47970	BUFF	I	F	1	90d	6d	ON	3.53	tr	nd	tr	0.001	tr	tr	0.003	0.016
47955	BUFF	1:2:0	1:2:0	3	90d	6f	ON	3.44	tr	nd	nd	tr	nd	tr	0.001	0.013
38282	COGO	1:2:0	1:2:0	3	87d	6j	ON	2.36	0.002	nd	nd	tr	tr	0.001	0.004	0.052
38292	COGO	A	M	1	88a	6g	ON	1.57	0.004	tr	nd	0.003	0.002	tr	0.010	0.181
43304	COGO	I	M	1	89d	6j	ON	3.95	nd	nd	tr	tr	tr	0.002	0.003	0.015
43307	COGO	1:1:0	1:0:1	2	89d	6j	ON	4.63	tr	nd	0.002	tr	tr	tr	0.004	0.013
43308	COGO	A	F	1	89d	6j	ON	5.68	0.002	nd	tr	0.001	tr	0.001	0.005	0.085
43312	COGO	1:2:0	0:2:1	3	89d	6j	ON	3.86	0.001	nd	tr	tr	nd	nd	0.002	0.041
47951	COGO	2:6:0	0:8:0	8	90d	6f	ON	3.41	0.002	nd	nd	0.001	tr	tr	0.004	0.137
38291	OLDS	0:4:0	2:2:0	4	88a	6g	ON	3.37	0.006	tr	nd	0.017	0.007	0.008	0.039	0.421
Southern Ontario - Mergansers																
47846	COME	A	F	1	90d	6b	ON	3.18	0.003	nd	nd	0.001	tr	0.002	0.006	0.330
47968	HOME	2:0:0	0:2:0	2	90d	6a	ON	3.43	tr	nd	nd	tr	nd	tr	0.002	0.014
47840	HOME	3:0:0	1:2:0	3	90d	6b	ON	3.72	tr	nd	nd	tr	tr	tr	0.002	0.022
47924	HOME	4:2:0	2:4:0	6	90d	6i	ON	3.02	tr	nd	nd	tr	tr	tr	0.002	0.024
47751	RBME	1:1:0	1:1:0	2	90d	6b	ON	4.20	0.002	nd	tr	0.002	tr	0.002	0.008	0.199

Table 4: Continued

(values in mg/kg wet weight)

USOX #	Species	Age I:A:U	Sex F:M:U	N	Year	Mapref	Prov	% Lipid	oxy-chlordane	trans-chlordane	cis-chlordane	trans-nonachlor	cis-nonachlor	heptachlor epoxide	S_CHL	S_PCB
Northern Ontario - Geese & Swans																
44546	CAGO	0:5:0	2:3:0	5	90b	7c	ON	4.53	tr	nd	nd	tr	nd	tr	tr	0.002
44969	CAGO	0:9:0	6:2:1	9	90b	7d	ON	5.99	tr	nd	nd	tr	tr	tr	0.001	tr
44790	CAGO	0:10:0	7:3:0	10	90b	7g	ON	3.68	tr	nd	nd	tr	tr	0.001	0.002	tr
44970	CAGO	0:10:0	3:7:0	10	90b	7k	ON	3.98	tr	nd	nd	tr	nd	tr	tr	0.004
48005	CAGO	0:6:0	4:2:0	6	90d	7f	ON	3.18	tr	nd	nd	nd	nd	nd	tr	0.005
47280	CAGO	2:8:0	4:6:0	10	90d	7i	ON	3.00	nd	nd	nd	nd	nd	nd	nd	0.003
41640	LSGO	6:4:0	7:3:0	10	89b	7g	ON	3.94	nd	nd	tr	tr	nd	tr	tr	nd
43295	LSGO	3:7:0	5:5:0	10	89d	7g	ON	2.11	nd	nd	nd	nd	nd	nd	nd	nd
Northern Ontario - Dabbling Ducks																
43364	ABDU	0:5:0	3:2:0	5	89d	7h	ON	1.82	nd	nd	nd	nd	nd	nd	nd	0.001
39905	AGWT	A	F	1	88c	7e	ON	1.72	nd	nd	tr	nd	nd	nd	tr	0.001
40473	AMWI	I	F	1	88d	7a	ON	2.90	nd	nd	nd	nd	nd	nd	nd	0.002
40360	MALL	0:3:0	2:1:0	3	88c	7c	ON	1.27	0.001	nd	tr	tr	nd	nd	0.002	0.003
40361	MALL	3:0:0	2:1:0	3	88c	7c	ON	0.91	tr	nd	tr	nd	nd	nd	tr	tr
40356	MALL	0:4:0	1:3:0	4	88c	7e	ON	1.95	0.002	nd	tr	tr	nd	tr	0.003	0.007
40357	MALL	3:0:0	1:2:0	3	88c	7e	ON	1.23	nd	nd	tr	nd	nd	nd	tr	0.002
40478	MALL	0:4:0	2:2:0	4	88d	7a	ON	1.43	nd	nd	nd	nd	tr	tr	tr	0.013
40591	MALL	0:5:0	2:3:0	5	88d	7h	ON	1.66	tr	nd	tr	nd	nd	nd	tr	0.003
43516	MALL	1:9:0	1:9:0	10	89d	7f	ON	2.49	tr	nd	nd	nd	nd	nd	tr	0.009
43353	MALL	1:3:0	1:3:0	4	89d	7h	ON	1.70	tr	nd	tr	nd	nd	nd	tr	0.001
43388	MALL	5:4:0	4:5:0	9	89d	7k	ON	1.96	nd	nd	nd	nd	nd	nd	nd	tr
44325	MALL	0:5:0	0:5:0	5	90b	7c	ON	1.93	tr	nd	nd	tr	nd	tr	0.002	0.006
44769	MALL	0:2:0	1:1:0	2	90b	7c	ON	2.69	tr	nd	nd	nd	nd	tr	tr	0.001
47432	MALL	1:11:0	4:8:0	12	90d	7a	ON	2.39	nd	nd	nd	nd	nd	nd	nd	0.001
47207	MALL	0:7:0	5:2:0	7	90d	7j	ON	2.61	tr	nd	nd	nd	nd	tr	tr	0.006
43558	NSHO	I	F	1	89d	7f	ON	5.24	nd	nd	tr	tr	nd	tr	0.001	0.011
43358	WODU	A	M	1	89d	7h	ON	2.64	tr	nd	tr	nd	nd	nd	tr	tr
47290	WODU	A	M	1	90d	7a	ON	2.39	tr	nd	nd	tr	nd	0.001	0.001	0.006
Northern Ontario - Bay Ducks																
43555	GRSC	0:3:0	1:2:0	3	89d	7f	ON	3.81	nd	nd	nd	tr	nd	tr	tr	0.006
43557	LESC	A	M	1	89d	7f	ON	4.97	nd	nd	tr	tr	0.002	0.003	0.006	0.023
47289	LESC	0:3:0	3:0:0	3	90d	7a	ON	3.00	nd	nd	nd	nd	nd	nd	nd	tr
43551	RNDU	1:3:0	2:2:0	4	89d	7f	ON	5.07	nd	nd	nd	nd	nd	nd	nd	0.002
Northern Ontario - Sea Ducks																
43397	BUFF	I	F	1	89d	7k	ON	2.91	nd	nd	tr	tr	nd	tr	tr	0.006
43298	COGO	0:2:0	0:2:0	2	89b	7h	ON	2.88	0.005	nd	tr	0.002	tr	0.003	0.011	0.187
43556	COGO	A	F	1	89d	7f	ON	3.66	tr	nd	tr	nd	nd	nd	0.001	0.081

Table 4: Continued

(values in mg/kg wet weight)

USOX #	Species	Age I:A:U	Sex F:M:U	N	Year	Mapref	Prov	% Lipid	oxy-chlordane	trans-chlordane	cis-chlordane	trans-nonachlor	cis-nonachlor	heptachlor epoxide	S_CHL	S_PCB
43396	COGO	3:0:0	1:2:0	3	89d	7k	ON	2.55	nd	nd	tr	tr	nd	tr	tr	0.012
47291	COGO	A	M	1	90d	7a	ON	3.10	tr	nd	nd	nd	nd	nd	tr	0.005
47893	COGO	I	M	1	90d	7h	ON	4.46	tr	nd	nd	nd	nd	tr	tr	0.003
Northern Ontario - Mergansers																
43344	COME	A	M	1	89b	7h	ON	3.97	0.014	nd	0.002	0.013	0.006	0.019	0.054	2.436
47285	COME	I	M	1	90d	7a	ON	2.96	tr	nd	tr	tr	tr	tr	0.002	0.042
47993	COME	A	F	1	90d	7b	ON	2.59	0.002	nd	nd	tr	tr	0.002	0.005	0.161
47138	COME	0:6:0	6:0:0	6	90d	7c	ON	3.89	0.002	nd	nd	tr	tr	0.001	0.004	0.134
47632	COME	1:2:0	2:1:0	3	90d	7h	ON	3.44	0.001	nd	tr	0.002	tr	0.002	0.006	0.161
43398	HOME	I	F	1	89d	7k	ON	2.24	tr	nd	tr	nd	nd	nd	tr	0.015
47845	HOME	4:0:0	2:2:0	4	90d	7h	ON	3.01	tr	nd	nd	tr	nd	tr	0.002	0.019
47894	HOME	I	M	1	90d	7h	ON	2.21	0.001	nd	nd	tr	tr	tr	0.002	0.066
40362	RBME	0:2:0	2:0:0	2	88c	7c	ON	1.46	0.005	nd	tr	tr	tr	nd	0.007	0.094
40358	RBME	0:3:0	3:0:0	3	88c	7e	ON	2.42	nd	nd	0.003	tr	0.004	nd	0.008	0.613
47633	RBME	A	F	1	90d	7h	ON	3.14	0.007	nd	tr	tr	tr	0.004	0.012	0.431
Northern Ontario - Loons																
40359	COLO	0:4:0	3:1:0	4	88b	7e	ON	4.32	nd	nd	nd	0.070	0.028	nd	0.098	1.028
40363	COLO	0:3:0	2:1:0	3	88c	7c	ON	3.70	nd	nd	0.001	0.073	0.029	nd	0.104	1.243
44315	COLO	0:6:0	2:4:0	6	90b	7c	ON	3.70	0.018	nd	0.008	0.086	0.015	0.047	0.174	1.983
46125	COLO	0:4:0	1:3:0	4	90b	7c	ON	3.34	0.007	0.001	0.003	0.040	0.008	0.015	0.074	0.648
46116	COLO	0:10:0	4:6:0	10	90b	7e	ON	4.33	0.015	tr	0.009	0.007	0.020	0.016	0.067	nd
Prairies - Terrestrial Browsers																
69807	RUGR	0:2:0	0:2:0	2	94b	8b	YT	3.60	nd	nd	nd	nd	nd	nd	nd	nd
69808	SPGR	0:3:0	2:1:0	3	94b	8b	YT	1.60	nd	nd	nd	nd	nd	nd	nd	nd
Prairies - Geese & Swans																
41780	CAGO	10:0:0	0:1:9	10	89d	8e	AB	2.82	nd	nd	nd	nd	nd	nd	nd	tr
63194	CAGO	4:6:0	2:8:0	10	93c	8w	MB	1.90	nd	nd	nd	nd	nd	nd	nd	nd
66806	CAGO	10:0:0	5:5:0	10	93d	8aa	MB	3.00	nd	nd	nd	nd	nd	nd	nd	nd
63132	CAGO	8:2:0	6:4:0	10	93d	8e	AB	3.20	nd	nd	nd	nd	nd	nd	nd	0.002
63050	CAGO	2:0:0	0:2:0	2	93d	8f	AB	3.20	nd	nd	nd	nd	nd	nd	nd	nd
64791	CAGO	0:10:0	3:7:0	10	93d	8g	AB	3.50	nd	nd	nd	nd	nd	nd	nd	nd
64022	CAGO	1:4:0	3:2:0	5	93d	8h	AB	3.13	nd	nd	nd	nd	nd	nd	nd	nd
63953	CAGO	0:3:0	1:2:0	3	93d	8i	AB	3.63	nd	nd	nd	nd	nd	nd	nd	nd
69250	CAGO	3:3:0	5:1:0	6	93d	8l	AB	5.00	nd	nd	nd	nd	nd	nd	nd	nd
64256	CAGO	0:2:0	1:1:0	2	93d	8m	SK	3.00	nd	nd	nd	nd	nd	nd	nd	nd
64258	CAGO	0:9:0	6:3:0	9	93d	8q	SK	3.70	nd	nd	nd	nd	nd	nd	nd	nd
64317	CAGO	6:4:0	7:3:0	10	93d	8q	SK	4.00	nd	nd	nd	nd	nd	0.002	0.002	nd

Table 4: Continued

(values in mg/kg wet weight)

USOX #	Species	Age I:A:U	Sex F:M:U	N	Year	Mapref	Prov	% Lipid	oxy-chlordane	trans-chlordane	cis-chlordane	trans-nonachlor	cis-nonachlor	heptachlor epoxide	S_CHL	S_PCB
65512	CAGO	0:3:0	1:2:0	3	93d	8q	SK	2.20	nd	nd	nd	nd	nd	nd	nd	0.027
64485	CAGO	0:10:0	7:3:0	10	93d	8s	SK	3.30	nd	nd	nd	nd	nd	nd	nd	tr
65777	CAGO	0:5:0	1:4:0	5	93d	8u	SK	3.70	nd	nd	nd	tr	nd	nd	tr	tr
64894	CAGO	4:3:0	5:2:0	7	93d	8x	MB	2.80	nd	nd	nd	nd	nd	nd	nd	nd
67133	CAGO	8:2:0	6:4:0	10	93d	8z	MB	2.90	nd	nd	nd	nd	nd	nd	nd	nd
65494	CAGO	A	M	1	94b	8b	YT	2.10	nd	nd	nd	nd	nd	nd	nd	nd
65505	GWFG	0:3:0	2:1:0	3	93d	8r	SK	4.60	nd	nd	nd	nd	nd	nd	nd	0.024
64318	GWFG	8:2:0	7:3:0	10	93d	8s	SK	3.90	nd	nd	nd	nd	nd	nd	nd	nd
40311	LSGO	0:7:0	4:3:0	7	88d	8w	MB	3.86	nd	nd	tr	nd	tr	nd	0.001	tr
63183	LSGO	2:8:0	5:5:0	10	93c	8w	MB	3.30	nd	nd	nd	nd	nd	nd	nd	nd
67135	LSGO	10:0:0	6:4:0	10	93d	8aa	MB	3.70	nd	nd	nd	nd	nd	nd	nd	nd
69426	LSGO	1:2:0	2:1:0	3	93d	8bb	MB	5.00	nd	nd	nd	nd	nd	nd	nd	nd
63948	LSGO	10:0:0	6:4:0	10	93d	8j	AB	4.73	nd	nd	nd	nd	nd	nd	nd	nd
65533	LSGO	5:2:0	2:5:0	7	93d	8n	SK	3.80	nd	nd	nd	nd	nd	nd	nd	nd
64556	LSGO	0:10:0	4:6:0	10	93d	8q	SK	3.70	nd	nd	nd	nd	nd	0.002	0.002	nd
69254	LSGO	2:0:0	0:2:0	2	93d	8v	SK	3.60	nd	nd	nd	nd	nd	nd	nd	nd
67713	LSGO	10:0:0	5:5:0	10	93d	8z	MB	3.60	nd	nd	nd	nd	nd	nd	nd	nd
Prairies - Dabbling Ducks																
69169	ABDU	0:2:0	1:1:0	2	93d	8aa	MB	2.20	nd	nd	nd	nd	nd	nd	nd	nd
64503	AGWT	A	F	1	92c	8f	AB	1.10	nd	nd	nd	nd	nd	nd	nd	nd
66442	AGWT	3:4:0	4:3:0	7	93d	8aa	MB	2.90	0.001	nd	nd	nd	nd	nd	0.001	tr
64021	AGWT	2:6:0	8:0:0	8	93d	8h	AB	3.34	nd	nd	nd	nd	nd	nd	nd	nd
69248	AGWT	0:2:0	2:0:0	2	93d	8l	AB	3.90	nd	nd	nd	nd	nd	nd	nd	nd
63415	AGWT	A	M	1	93d	8p	SK	3.40	nd	nd	nd	nd	nd	nd	nd	tr
65746	AGWT	3:0:0	0:3:0	3	93d	8t	SK	3.00	nd	nd	nd	nd	nd	nd	nd	nd
64770	AGWT	5:1:0	2:4:0	6	93d	8x	MB	2.30	nd	nd	nd	nd	nd	nd	nd	0.007
69877	AGWT	0:5:0	2:3:0	5	94b	8b	YT	2.60	0.006	nd	nd	0.002	nd	0.005	0.013	0.004
64486	AMWI	A	M	1	92c	8f	AB	3.00	nd	nd	nd	nd	nd	nd	nd	nd
64501	AMWI	I	F	1	92c	8f	AB	0.60	nd	nd	nd	nd	nd	nd	nd	nd
63163	AMWI	I	M	1	93d	8bb	MB	4.40	0.003	nd	nd	nd	nd	nd	0.003	nd
63143	AMWI	I	M	1	93d	8d	AB	4.80	nd	nd	nd	nd	nd	nd	nd	0.002
63950	AMWI	0:10:0	5:5:0	10	93d	8h	AB	3.82	nd	nd	nd	nd	nd	nd	nd	nd
69425	AMWI	0:9:0	5:4:0	9	93d	8l	AB	3.40	nd	nd	nd	nd	nd	nd	nd	nd
68879	AMWI	0:2:0	2:0:0	2	94c	8c	BC	2.35	nd	nd	nd	nd	nd	nd	nd	nd
64502	BWTE	A	F	1	92c	8f	AB	1.50	nd	nd	nd	nd	nd	nd	nd	nd
63957	BWTE	1:1:0	1:1:0	2	93d	8h	AB	3.41	nd	nd	nd	nd	nd	nd	nd	nd
63688	BWTE	3:2:0	1:4:0	5	93d	8l	AB	4.50	nd	nd	nd	nd	nd	nd	nd	nd
63333	BWTE	A	F	1	93d	8q	SK	3.70	nd	nd	nd	nd	nd	nd	nd	nd
65776	BWTE	2:5:0	4:3:0	7	93d	8t	SK	4.00	nd	nd	nd	nd	nd	tr	tr	nd
64778	BWTE	3:0:0	2:1:0	3	93d	8x	MB	2.50	nd	nd	nd	nd	nd	nd	nd	nd
67132	BWTE	1:1:0	2:0:0	2	93d	8z	MB	3.40	nd	nd	nd	nd	nd	0.001	0.001	tr
69910	BWTE	1:1:0	1:1:0	2	94c	8c	BC	2.27	nd	nd	nd	nd	nd	nd	nd	nd
64162	GADW	3:1:0	2:2:0	4	93c	8t	SK	1.70	nd	nd	nd	nd	nd	nd	nd	nd
63032	GADW	I	F	1	93d	8f	AB	1.80	nd	nd	nd	nd	nd	nd	nd	nd

Table 4: Continued

(values in mg/kg wet weight)

USOX #	Species	Age I:A:U	Sex F:M:U	N	Year	Mapref	Prov	% Lipid	oxy-chlordane	trans-chlordane	cis-chlordane	trans-nonachlor	cis-nonachlor	heptachlor epoxide	S_CHL	S_PCB
64145	GADW	0:10:0	4:6:0	10	93d	8h	AB	3.22	nd	nd	nd	nd	nd	nd	nd	nd
63251	GADW	A	M	1	93d	8l	AB	3.22	nd	nd	nd	nd	nd	nd	nd	nd
69251	GADW	1:8:0	3:6:0	9	93d	8l	AB	2.90	nd	nd	nd	nd	nd	nd	nd	nd
64251	GADW	4:6:0	5:5:0	10	93d	8p	SK	2.00	nd	nd	nd	nd	nd	nd	nd	nd
63330	GADW	A	M	1	93d	8t	SK	2.40	tr	nd	nd	nd	nd	nd	tr	tr
65779	GADW	3:2:0	2:3:0	5	93d	8t	SK	2.80	nd	nd	nd	nd	nd	nd	nd	nd
40230	MALL	I	M	1	88d	8d	AB	1.01	tr	nd	tr	nd	nd	nd	0.001	nd
40876	MALL	0:7:0	2:5:0	7	88d	8g	AB	2.47	tr	nd	tr	nd	nd	nd	0.001	0.002
40442	MALL	2:8:0	3:7:0	10	88d	8p	SK	2.08	tr	nd	nd	tr	nd	nd	tr	0.002
40299	MALL	0:10:0	1:9:0	10	88d	8x	MB	2.62	tr	nd	tr	nd	nd	nd	tr	tr
41769	MALL	0:10:0	2:8:0	10	89d	8g	AB	2.89	nd	nd	tr	nd	nd	nd	tr	tr
41758	MALL	1:9:0	0:10:0	10	89d	8h	AB	2.28	nd	nd	tr	nd	nd	tr	tr	0.001
43500	MALL	1:2:0	2:1:0	3	89d	8s	SK	3.17	nd	nd	nd	nd	nd	nd	nd	nd
43531	MALL	0:10:0	6:4:0	10	89d	8t	SK	3.09	tr	nd	nd	nd	nd	nd	tr	nd
64505	MALL	A	F	1	92c	8f	AB	1.00	nd	nd	nd	nd	nd	nd	nd	nd
64248	MALL	0:10:0	4:6:0	10	93c	8t	SK	1.80	tr	nd	nd	nd	nd	tr	0.001	0.002
68405	MALL	1:5:0	0:6:0	6	93c	8z	MB	1.90	0.002	nd	nd	nd	nd	tr	0.002	0.004
67131	MALL	4:4:0	5:3:0	8	93d	8aa	MB	2.70	nd	nd	nd	nd	nd	nd	nd	nd
69430	MALL	0:10:0	3:7:0	10	93d	8bb	MB	2.20	nd	nd	nd	nd	nd	nd	nd	nd
63140	MALL	3:4:0	3:4:0	7	93d	8d	AB	2.20	nd	nd	nd	nd	nd	nd	nd	nd
63047	MALL	1:8:0	6:3:0	9	93d	8f	AB	1.50	nd	nd	nd	nd	nd	nd	nd	nd
64667	MALL	0:10:0	7:3:0	10	93d	8g	AB	2.10	nd	nd	nd	nd	nd	nd	nd	nd
63952	MALL	0:10:0	6:4:0	10	93d	8h	AB	2.73	tr	nd	nd	nd	nd	nd	tr	tr
63949	MALL	5:5:0	7:3:0	10	93d	8i	AB	3.25	nd	nd	nd	nd	nd	nd	nd	tr
69261	MALL	0:10:0	3:7:0	10	93d	8k	AB	2.50	nd	nd	nd	nd	nd	nd	nd	nd
69428	MALL	0:10:0	4:6:0	10	93d	8l	AB	3.00	nd	nd	nd	nd	nd	nd	nd	nd
64161	MALL	0:3:0	2:1:0	3	93d	8m	SK	2.90	nd	nd	nd	nd	nd	nd	nd	nd
65303	MALL	0:9:0	2:7:0	9	93d	8n	SK	2.70	nd	nd	nd	nd	nd	tr	tr	0.008
64160	MALL	4:4:0	4:4:0	8	93d	8p	SK	2.00	nd	nd	nd	nd	nd	nd	nd	tr
63331	MALL	A	M	1	93d	8q	SK	1.70	nd	nd	nd	nd	nd	nd	nd	nd
64247	MALL	0:2:0	0:2:0	2	93d	8q	SK	2.40	nd	nd	nd	nd	nd	nd	nd	nd
63352	MALL	A	M	1	93d	8s	SK	2.90	nd	nd	nd	nd	nd	nd	nd	nd
69255	MALL	3:0:0	1:2:0	3	93d	8v	SK	2.90	nd	nd	nd	nd	nd	nd	nd	nd
64771	MALL	8:2:0	2:8:0	10	93d	8x	MB	1.70	nd	nd	nd	nd	nd	nd	nd	nd
66976	MALL	6:4:0	6:4:0	10	93d	8z	MB	2.20	nd	nd	nd	nd	nd	nd	nd	nd
69886	MALL	0:5:0	1:4:0	5	94b	8b	YT	3.00	nd	nd	nd	nd	nd	nd	nd	0.002
63947	NOPI	A	F	1	93d	8aa	MB	2.80	nd	nd	nd	nd	nd	nd	nd	nd
64769	NOPI	8:2:0	5:5:0	10	93d	8g	AB	2.80	nd	nd	nd	nd	nd	nd	nd	nd
63975	NOPI	1:4:0	3:2:0	5	93d	8h	AB	3.38	nd	nd	nd	nd	nd	nd	nd	nd
63720	NOPI	A	F	1	93d	8k	AB	1.80	nd	nd	nd	nd	nd	tr	tr	nd
69429	NOPI	2:8:0	6:4:0	10	93d	8l	AB	3.50	nd	nd	nd	nd	nd	nd	nd	nd
63332	NOPI	A	M	1	93d	8q	SK	2.20	nd	nd	nd	nd	nd	nd	nd	0.001
63205	NOPI	1:9:0	4:6:0	10	93d	8w	MB	2.00	nd	nd	nd	nd	nd	nd	nd	nd
64976	NOPI	8:0:0	7:1:0	8	93d	8x	MB	3.90	nd	nd	nd	nd	nd	nd	nd	0.007
65495	NOPI	A	F	1	94b	8b	YT	2.90	nd	nd	nd	nd	nd	nd	nd	nd
68421	NOPI	A	F	1	94c	8c	BC	2.03	nd	nd	nd	nd	nd	nd	nd	nd

Table 4: Continued

(values in mg/kg wet weight)

USOX #	Species	Age I:A:U	Sex F:M:U	N	Year	Mapref	Prov	% Lipid	oxy-chlordane	trans-chlordane	cis-chlordane	trans-nonachlor	cis-nonachlor	heptachlor epoxide	S_CHL	S_PCB
66805	NSHO	4:2:0	4:2:0	6	93d	8aa	MB	3.60	tr	nd	nd	nd	nd	nd	tr	0.008
65803	NSHO	2:0:0	2:0:0	2	93d	8d	AB	4.10	nd	nd	nd	nd	nd	nd	nd	nd
63974	NSHO	2:3:0	4:1:0	5	93d	8h	AB	3.21	tr	nd	nd	nd	nd	tr	tr	nd
64745	NSHO	10:0:0	5:5:0	10	93d	8x	MB	2.70	nd	nd	nd	nd	nd	nd	nd	0.002
Prairies - Bay Ducks																
70159	CANV	10:0:0	3:7:0	10	92c	8f	AB	1.30	nd	nd	nd	nd	nd	nd	nd	nd
43542	LESC	3:5:2	4:6:0	10	89d	8p	SK	5.14	nd	nd	tr	tr	tr	tr	0.002	0.003
69236	LESC	2:0:0	1:1:0	2	93d	8cc	MB	2.80	tr	0.001	tr	nd	nd	nd	0.002	nd
63046	LESC	I	F	1	93d	8f	AB	2.50	nd	nd	nd	nd	nd	nd	nd	nd
63267	LESC	I	F	1	93d	8h	AB	4.59	nd	nd	nd	nd	nd	nd	nd	tr
63324	LESC	A	M	1	93d	8o	SK	6.90	nd	nd	nd	nd	nd	nd	nd	0.004
64159	LESC	0:10:0	5:5:0	10	93d	8p	SK	3.20	nd	nd	nd	nd	nd	nd	nd	0.004
63349	LESC	A	M	1	93d	8q	SK	3.00	tr	nd	nd	nd	nd	nd	tr	0.019
64790	LESC	2:8:0	1:9:0	10	93d	8x	MB	3.20	tr	nd	nd	nd	nd	nd	tr	0.052
67134	LESC	5:4:0	4:5:0	9	93d	8z	MB	3.10	nd	nd	nd	nd	nd	nd	nd	tr
69566	LESC	I	M	1	94d	8a	YT	2.20	nd	nd	nd	nd	nd	nd	nd	nd
63678	REDH	3:2:0	3:2:0	5	93d	8bb	MB	3.80	nd	nd	nd	nd	nd	nd	nd	nd
69249	REDH	0:3:0	3:0:0	3	93d	8l	AB	3.20	nd	nd	nd	nd	nd	nd	nd	nd
67292	REDH	0:10:0	3:7:0	10	93d	8y	MB	3.20	nd	nd	nd	nd	nd	nd	nd	0.007
68161	RNDU	6:2:0	3:5:0	8	93d	8cc	MB	3.00	nd	nd	nd	nd	nd	nd	nd	0.001
63045	RNDU	I	F	1	93d	8f	AB	3.40	nd	nd	nd	nd	nd	nd	nd	nd
69554	RNDU	A	F	1	94b	8b	YT	2.90	0.001	nd	nd	nd	nd	tr	0.002	0.004
Prairies - Sea Ducks																
63325	BUFF	A	F	1	93d	8o	SK	7.00	nd	nd	nd	nd	nd	nd	nd	0.007
69170	BUFF	2:0:0	1:1:0	2	93d	8z	MB	3.10	nd	nd	nd	nd	nd	nd	nd	0.002
69601	BUFF	0:2:0	2:0:0	2	94b	8b	YT	2.30	0.001	tr	nd	nd	nd	nd	0.002	0.001
69805	BUFF	0:3:0	1:2:0	3	94b	8b	YT	2.80	0.002	nd	nd	nd	nd	nd	0.002	0.015
43491	COGO	5:1:0	2:4:0	6	89d	8p	SK	4.54	tr	nd	tr	tr	nd	tr	0.002	0.014
43496	COGO	4:0:0	2:2:0	4	89d	8p	SK	3.91	tr	nd	tr	tr	nd	tr	tr	0.025
63048	COGO	4:1:0	2:3:0	5	93d	8f	AB	2.90	nd	nd	nd	nd	nd	tr	tr	0.002
69892	COGO	1:4:0	0:5:0	5	94b	8b	YT	3.00	0.002	nd	nd	nd	nd	tr	0.003	0.008
69565	SUSC	I	F	1	94d	8a	YT	2.60	nd	nd	nd	nd	nd	nd	nd	nd
69564	WWSC	I	F	1	94d	8a	YT	3.60	nd	nd	nd	nd	nd	nd	nd	nd
Pacific - Terrestrial Browsers																
69891	PTAR	0:6:0	2:4:0	6	94d	9b	YT	1.60	nd	nd	nd	nd	nd	nd	nd	nd
69246	ROPT	0:3:0	1:2:0	3	94b	9a	YT	2.30	nd	nd	nd	nd	nd	nd	nd	nd
65543	RUGR	A	M	1	94b	9a	YT	0.60	nd	nd	nd	nd	nd	nd	nd	nd
68850	RUGR	A	M	1	94d	9b	YT	3.60	nd	nd	nd	nd	nd	nd	nd	nd
69247	SPGR	0:4:0	1:3:0	4	94b	9a	YT	1.70	nd	nd	nd	nd	nd	nd	nd	0.008

Table 4: Continued

(values in mg/kg wet weight)

USOX #	Species	Age I:A:U	Sex F:M:U	N	Year	Mapref	Prov	% Lipid	oxy-chlordane	trans-chlordane	cis-chlordane	trans-nonachlor	cis-nonachlor	heptachlor epoxide	S_CHL	S_PCB
66034	SPGR	0:3:0	2:1:0	3	94b	9b	YT	1.20	nd	nd	nd	nd	nd	nd	nd	nd
69078	SPGR	0:5:0	3:2:0	5	94b	9b	YT	10.90	nd	nd	nd	nd	nd	0.003	0.003	nd
68849	SPGR	0:4:0	2:2:0	4	94d	9b	YT	1.50	nd	nd	nd	nd	nd	nd	nd	nd
69238	WIPT	0:2:0	1:1:0	2	94b	9a	YT	1.50	nd	nd	nd	nd	nd	nd	nd	0.010
69602	WIPT	0:2:0	0:2:0	2	94b	9b	YT	1.50	nd	nd	nd	nd	nd	nd	nd	nd
69603	WIPT	0:3:0	2:1:0	3	94c	9b	YT	1.20	nd	nd	nd	nd	nd	nd	nd	nd
Pacific - Geese & Swans																
70336	BLBR	0:6:0	2:4:0	6	95a	9j	BC	3.70	nd	nd	nd	nd	nd	nd	nd	nd
43846	CAGO	0:4:0	2:2:0	4	90a	9j	BC	3.12	tr	nd	tr	tr	nd	tr	0.001	0.025
66044	CAGO	0:2:0	1:1:0	2	94b	9b	YT	2.80	nd	nd	nd	nd	nd	nd	nd	nd
70333	CAGO	0:5:0	3:2:0	5	94d	9j	BC	5.70	nd	nd	nd	nd	nd	tr	tr	nd
70229	CAGO	A	M	1	94d	9k	BC	4.30	nd	nd	nd	nd	nd	nd	nd	0.001
68965	CAGO	0:5:0	2:3:0	5	94d	9l	BC	3.90	nd	nd	nd	nd	nd	nd	nd	nd
Pacific - Dabbling Ducks																
43479	AGWT	I	M	1	89d	9j	BC	2.69	nd	nd	tr	tr	nd	tr	tr	0.002
69456	AGWT	0:7:0	2:5:0	7	92b	9b	YT	1.80	0.003	nd	nd	0.001	nd	tr	0.005	0.075
66008	AGWT	A	M	1	93b	9b	YT	2.20	0.002	nd	nd	nd	nd	tr	0.002	0.010
65306	AGWT	0:2:0	0:2:0	2	94b	9b	YT	4.70	nd	nd	nd	nd	nd	nd	nd	nd
69878	AGWT	0:2:0	2:0:0	2	94b	9b	YT	3.00	0.001	nd	nd	nd	nd	tr	0.001	nd
69879	AGWT	4:0:0	1:3:0	4	94b	9b	YT	2.40	0.001	nd	nd	nd	nd	tr	0.002	0.003
68492	AGWT	0:10:0	2:8:0	10	94d	9e	BC	2.20	nd	nd	nd	nd	nd	nd	nd	nd
68652	AGWT	0:2:0	1:1:0	2	94d	9f	BC	2.40	nd	nd	nd	nd	nd	nd	nd	nd
68676	AGWT	3:5:0	5:3:0	8	94d	9g	BC	2.10	nd	nd	nd	nd	nd	nd	nd	nd
68691	AGWT	0:2:0	2:0:0	2	94d	9g	BC	1.30	nd	nd	nd	nd	nd	nd	nd	nd
69144	AGWT	0:10:0	5:5:0	10	94d	9h	BC	2.90	nd	nd	nd	nd	nd	nd	nd	nd
69165	AGWT	3:6:0	6:3:0	9	94d	9i	BC	3.20	nd	nd	nd	nd	nd	nd	nd	nd
70259	AGWT	0:2:0	1:1:0	2	94d	9i	BC	1.50	tr	nd	nd	nd	nd	tr	0.001	tr
68941	AGWT	A	F	1	94d	9j	BC	2.50	nd	nd	nd	nd	nd	nd	nd	0.002
68942	AGWT	2:6:0	4:4:0	8	94d	9j	BC	2.00	nd	nd	nd	nd	nd	nd	nd	nd
70255	AGWT	1:3:0	4:0:0	4	94d	9j	BC	2.50	nd	nd	nd	nd	nd	nd	nd	nd
68439	AGWT	2:8:0	7:3:0	10	94d	9k	BC	2.20	nd	nd	nd	nd	nd	nd	nd	nd
68797	AGWT	1:4:0	3:2:0	5	94d	9m	BC	2.60	nd	nd	nd	nd	nd	nd	nd	nd
43478	AMWI	0:2:0	1:1:0	2	89d	9j	BC	4.21	nd	nd	tr	nd	nd	nd	tr	tr
69880	AMWI	0:2:0	0:2:0	2	94b	9b	YT	2.20	nd	nd	nd	nd	nd	nd	nd	nd
69881	AMWI	0:4:0	1:3:0	4	94b	9b	YT	2.70	nd	nd	nd	nd	nd	nd	nd	0.001
68481	AMWI	2:4:0	3:3:0	6	94d	9e	BC	2.53	nd	nd	nd	nd	nd	nd	nd	nd
68649	AMWI	5:5:0	5:5:0	10	94d	9f	BC	2.70	nd	nd	nd	nd	nd	nd	nd	nd
68688	AMWI	0:2:0	2:0:0	2	94d	9g	BC	2.30	nd	nd	nd	nd	nd	nd	nd	0.001
70337	AMWI	1:1:0	0:2:0	2	94d	9g	BC	2.80	nd	nd	nd	nd	nd	nd	nd	nd
70316	AMWI	2:4:0	4:2:0	6	94d	9h	BC	2.60	nd	nd	nd	nd	nd	nd	nd	nd
70328	AMWI	1:1:0	2:0:0	2	94d	9i	BC	3.30	nd	nd	nd	nd	nd	nd	nd	nd
70300	AMWI	0:10:0	3:7:0	10	94d	9j	BC	1.80	nd	nd	nd	nd	nd	nd	nd	tr

Table 4: Continued

(values in mg/kg wet weight)

USOX #	Species	Age I:A:U	Sex F:M:U	N	Year	Mapref	Prov	% Lipid	oxy-chlordane	trans-chlordane	cis-chlordane	trans-nonachlor	cis-nonachlor	heptachlor epoxide	S_CHL	S_PCB
68433	AMWI	4:6:0	5:5:0	10	94d	9k	BC	2.20	nd	nd	nd	nd	nd	nd	nd	nd
70338	AMWI	0:2:0	1:1:0	2	94d	9k	BC	3.30	nd	nd	nd	nd	nd	nd	nd	nd
68796	AMWI	0:5:0	3:2:0	5	94d	9m	BC	2.40	nd	nd	nd	nd	nd	nd	nd	nd
70340	AMWI	0:2:0	2:0:0	2	95a	9h	BC	2.10	nd	nd	nd	nd	nd	nd	nd	nd
70329	AMWI	0:3:0	0:3:0	3	95a	9i	BC	3.00	nd	nd	nd	nd	nd	nd	nd	nd
68503	BWTE	9:1:0	6:4:0	10	94d	9e	BC	2.20	0.001	nd	nd	nd	nd	nd	0.001	nd
68651	BWTE	3:3:0	5:1:0	6	94d	9f	BC	2.49	nd	nd	nd	nd	nd	nd	nd	nd
68692	BWTE	A	F	1	94d	9g	BC	2.50	nd	nd	nd	nd	nd	nd	nd	nd
68457	BWTE	4:0:0	0:4:0	4	94d	9k	BC	2.20	nd	nd	nd	nd	nd	nd	nd	nd
70332	BWTE	0:2:0	2:0:0	2	94d	9k	BC	4.80	nd	nd	nd	nd	nd	nd	nd	nd
68685	GADW	I	M	1	94d	9g	BC	2.10	nd	nd	nd	nd	nd	nd	nd	nd
70254	GADW	0:2:0	2:0:0	2	94d	9j	BC	1.70	nd	nd	nd	nd	nd	nd	nd	nd
68415	GADW	4:5:0	5:4:0	9	94d	9k	BC	1.90	nd	nd	nd	nd	nd	nd	nd	nd
70231	GADW	I	M	1	94d	9k	BC	1.60	nd	nd	nd	nd	nd	nd	nd	nd
70339	GADW	2:0:0	2:0:0	2	94d	9l	BC	2.90	nd	nd	nd	nd	nd	nd	nd	nd
70290	GADW	1:1:0	0:2:0	2	94d	9m	BC	2.20	nd	nd	nd	nd	nd	nd	nd	nd
43276	MALL	0:8:0	2:6:0	8	88b	9b	YT	2.69	nd	nd	tr	tr	nd	0.004	0.004	0.002
40427	MALL	4:4:0	7:1:0	8	88d	9b	YT	2.08	nd	nd	0.001	nd	nd	nd	0.001	tr
40339	MALL	0:10:0	3:7:0	10	88d	9i	BC	2.10	tr	nd	nd	tr	nd	tr	tr	0.003
40324	MALL	0:8:0	3:5:0	8	88d	9j	BC	3.07	tr	nd	tr	nd	nd	tr	0.001	0.005
40808	MALL	0:7:0	4:3:0	7	88d	9k	BC	1.99	nd	nd	tr	nd	nd	tr	tr	0.002
43277	MALL	0:6:0	2:4:0	6	88d	9m	BC	2.69	nd	nd	tr	nd	nd	tr	tr	tr
43444	MALL	0:6:0	3:3:0	6	89d	9l	BC	2.43	nd	nd	nd	nd	nd	nd	nd	nd
69373	MALL	0:2:0	0:2:0	2	94b	9a	YT	1.50	0.001	nd	nd	nd	nd	tr	0.002	0.001
65998	MALL	0:7:0	1:6:0	7	94b	9b	YT	2.40	nd	nd	nd	nd	nd	nd	nd	0.002
66041	MALL	0:4:0	1:3:0	4	94b	9b	YT	1.90	nd	nd	nd	nd	nd	tr	tr	nd
65317	MALL	A	M	1	94b	9c	YT	2.40	tr	nd	nd	nd	nd	tr	0.001	nd
69604	MALL	0:2:0	0:2:0	2	94b	9c	YT	1.80	tr	nd	nd	nd	nd	nd	tr	0.001
69580	MALL	0:8:0	4:4:0	8	94d	9d	BC	2.60	nd	nd	nd	nd	nd	nd	nd	0.016
68468	MALL	5:5:0	4:6:0	10	94d	9e	BC	2.41	nd	nd	nd	nd	nd	nd	nd	nd
68616	MALL	6:4:0	6:4:0	10	94d	9f	BC	2.90	nd	nd	nd	nd	nd	nd	nd	nd
68680	MALL	1:9:0	4:5:1	10	94d	9g	BC	1.70	nd	nd	nd	nd	nd	nd	nd	nd
69133	MALL	1:9:0	6:4:0	10	94d	9h	BC	1.70	nd	nd	nd	nd	nd	nd	nd	tr
69582	MALL	0:7:0	4:3:0	7	94d	9i	BC	2.30	nd	nd	nd	nd	nd	nd	nd	nd
68948	MALL	0:5:0	4:1:0	5	94d	9j	BC	1.70	nd	nd	nd	nd	nd	nd	nd	nd
70157	MALL	0:10:0	5:5:0	10	94d	9j	BC	2.40	nd	nd	nd	nd	nd	nd	nd	nd
68450	MALL	0:10:0	3:7:0	10	94d	9k	BC	2.41	nd	nd	nd	nd	nd	tr	tr	tr
68871	MALL	0:8:0	3:5:0	8	94d	9k	BC	2.80	nd	nd	nd	nd	nd	nd	nd	nd
70262	MALL	0:2:0	0:2:0	2	94d	9k	BC	2.30	nd	nd	nd	nd	nd	nd	nd	nd
68959	MALL	1:9:0	4:6:0	10	94d	9l	BC	2.40	nd	nd	nd	nd	nd	nd	nd	nd
68795	MALL	2:3:0	4:1:0	5	94d	9m	BC	1.90	nd	nd	nd	nd	nd	nd	nd	nd
70135	MALL	A	F	1	95a	9i	BC	2.30	nd	nd	nd	nd	nd	tr	tr	nd
41859	NOPI a	1:11:0	2:10:0	12	88b	9b	YT	4.31	nd	nd	tr	tr	nd	0.001	0.002	0.004
43471	NOPI	1:2:0	2:1:0	3	89d	9j	BC	3.58	nd	nd	nd	tr	nd	tr	tr	0.003
69262	NOPI	0:2:0	1:1:0	2	94b	9a	YT	2.00	tr	nd	nd	nd	nd	tr	0.001	nd
69708	NOPI	0:2:0	1:1:0	2	94b	9b	YT	2.40	tr	nd	nd	nd	nd	tr	0.002	0.001

Table 4: Continued

(values in mg/kg wet weight)

USOX #	Species	Age I:A:U	Sex F:M:U	N	Year	Mapref	Prov	% Lipid	oxy-chlordane	trans-chlordane	cis-chlordane	trans-nonachlor	cis-nonachlor	heptachlor epoxide	S_CHL	S_PCB
68653	NOPI	0:6:0	3:3:0	6	94d	9f	BC	1.70	nd	nd	nd	nd	nd	nd	nd	nd
70267	NOPI	3:4:0	2:5:0	7	94d	9h	BC	1.70	nd	nd	nd	nd	nd	nd	nd	nd
70136	NOPI	A	F	1	94d	9i	BC	4.00	nd	nd	nd	nd	nd	nd	nd	nd
70158	NOPI	0:10:0	7:3:0	10	94d	9i	BC	2.40	nd	nd	nd	nd	nd	nd	nd	nd
70296	NOPI	1:5:0	5:1:0	6	94d	9j	BC	2.50	0.002	nd	nd	nd	nd	nd	0.002	nd
68422	NOPI	0:5:0	1:4:0	5	94d	9k	BC	1.90	tr	nd	nd	nd	nd	nd	tr	nd
70244	NOPI	A	F	1	94d	9k	BC	2.80	nd	nd	nd	nd	nd	nd	nd	nd
43475	NSHO	2:1:0	2:1:0	3	89d	9j	BC	3.42	nd	nd	tr	tr	nd	tr	tr	tr
69372	NSHO	0:3:0	1:2:0	3	94b	9a	YT	2.50	0.004	nd	nd	0.002	tr	0.003	0.010	0.115
68650	NSHO	0:8:0	4:4:0	8	94d	9f	BC	2.90	nd	nd	nd	nd	nd	nd	nd	nd
70260	NSHO	4:0:0	1:3:0	4	94d	9j	BC	2.30	0.001	nd	nd	tr	nd	nd	0.002	nd
68885	NSHO	0:6:0	3:3:0	6	94d	9k	BC	3.10	nd	nd	nd	nd	nd	nd	nd	0.005
70291	NSHO	1:2:0	1:2:0	3	94d	9k	BC	3.70	nd	nd	nd	nd	nd	nd	nd	nd
70217	NSHO	I	M	1	94d	9m	BC	5.10	nd	nd	nd	nd	nd	nd	nd	nd
Pacific - Bay Ducks																
40418	GRSC	I	F	1	88d	9l	BC	4.29	tr	nd	tr	tr	nd	tr	0.001	0.003
69155	GRSC	1:1:0	1:1:0	2	95a	9i	BC	2.50	nd	nd	nd	nd	nd	nd	nd	0.007
70342	GRSC	1:4:0	0:5:0	5	95a	9j	BC	3.80	0.002	nd	nd	0.002	tr	tr	0.004	0.098
40417	LESC a	I	F	1	88d	9b	YT	2.44	tr	nd	nd	nd	nd	nd	tr	0.002
43437	LESC	2:0:0	2:0:0	2	89d	9l	BC	3.92	nd	nd	nd	tr	nd	nd	tr	nd
45979	LESC	0:10:0	1:9:0	10	90b	9b	YT	3.78	0.001	nd	nd	tr	tr	tr	0.003	0.071
66038	LESC	0:5:0	5:0:0	5	94b	9b	YT	3.00	0.002	nd	nd	nd	nd	tr	0.002	0.038
70214	LESC	A	F	1	94d	9g	BC	3.10	nd	nd	nd	nd	nd	nd	nd	nd
70239	LESC	A	F	1	94d	9k	BC	3.10	nd	nd	nd	nd	nd	nd	nd	tr
66028	RNDU	A	F	1	94b	9b	YT	2.60	nd	nd	nd	nd	nd	nd	nd	nd
68473	RNDU	1:1:0	1:1:0	2	94d	9e	BC	2.52	nd	nd	nd	nd	nd	nd	nd	nd
68693	RNDU	I	M	1	94d	9f	BC	2.60	nd	nd	nd	nd	nd	nd	nd	nd
68667	RNDU	2:0:0	0:2:0	2	94d	9g	BC	2.80	nd	nd	nd	nd	nd	nd	nd	nd
68684	RNDU	0:2:0	2:0:0	2	94d	9g	BC	2.10	nd	nd	nd	nd	nd	nd	nd	nd
70292	RNDU	1:1:0	2:0:0	2	94d	9k	BC	2.30	nd	nd	nd	nd	nd	nd	nd	nd
Pacific - Sea Ducks																
66025	BAGO	0:3:0	1:2:0	3	94b	9b	YT	2.90	0.002	nd	nd	nd	nd	tr	0.002	0.002
65315	BAGO	0:4:0	2:2:0	4	94b	9c	YT	3.80	0.002	nd	nd	nd	nd	tr	0.002	0.003
70261	BAGO	0:3:0	3:0:0	3	94d	9d	BC	2.10	0.003	nd	nd	nd	nd	nd	0.003	0.009
68664	BAGO	0:3:0	3:0:0	3	94d	9g	BC	3.08	nd	nd	nd	nd	nd	tr	tr	0.003
70294	BAGO	0:3:0	1:2:0	3	94d	9h	BC	2.50	tr	nd	nd	nd	nd	nd	tr	0.002
70334	BAGO	0:2:0	1:1:0	2	95a	9h	BC	2.80	tr	nd	nd	tr	nd	tr	0.002	0.003
70293	BAGO	0:3:0	2:1:0	3	95a	9i	BC	1.60	tr	nd	nd	nd	nd	nd	tr	0.018
70341	BAGO	0:2:0	0:2:0	2	95a	9j	BC	3.20	tr	nd	nd	nd	nd	nd	tr	0.035
65310	BUFF	0:3:0	2:1:0	3	94b	9c	YT	3.40	tr	nd	nd	nd	nd	nd	tr	0.001
69600	BUFF	0:3:0	2:1:0	3	94b	9c	YT	2.30	0.001	nd	nd	nd	nd	tr	0.001	0.003
70069	BUFF	4:4:0	3:5:0	8	94d	9d	BC	1.44	tr	nd	nd	tr	nd	tr	tr	0.009

Table 4: Continued

(values in mg/kg wet weight)

USOX #	Species	Age I:A:U	Sex F:M:U	N	Year	Mapref	Prov	% Lipid	oxy-chlordane	trans-chlordane	cis-chlordane	trans-nonachlor	cis-nonachlor	heptachlor epoxide	S_CHL	S_PCB
68519	BUFF	2:6:0	6:2:0	8	94d	9e	BC	3.10	nd	nd	nd	nd	nd	nd	nd	tr
68660	BUFF	0:6:0	3:3:0	6	94d	9g	BC	2.90	nd	nd	nd	nd	nd	nd	nd	nd
70213	BUFF	I	M	1	94d	9g	BC	1.80	nd	nd	nd	nd	nd	nd	nd	nd
71065	BUFF	2:5:0	7:0:0	7	94d	9h	BC	3.00	0.003	nd	nd	tr	nd	0.002	0.006	0.006
70326	BUFF	0:4:0	1:3:0	4	94d	9i	BC	3.90	nd	nd	nd	nd	nd	nd	nd	nd
63049	BUFF	0:3:0	2:1:0	3	94d	9j	BC	3.10	0.012	nd	nd	nd	nd	0.006	0.018	nd
68525	BUFF	A	M	1	94d	9k	BC	2.53	nd	nd	nd	nd	nd	tr	tr	0.004
70327	BUFF	1:4:0	1:4:0	5	94d	9k	BC	3.10	nd	nd	nd	nd	nd	nd	nd	0.007
70330	BUFF	1:1:0	0:2:0	2	94d	9k	BC	2.20	tr	nd	nd	nd	nd	nd	tr	0.034
70331	BUFF	1:1:0	1:1:0	2	94d	9l	BC	3.90	nd	nd	nd	nd	nd	nd	nd	nd
70303	BUFF	0:3:0	0:3:0	3	95a	9i	BC	1.50	nd	nd	nd	nd	nd	nd	nd	0.008
70335	BUFF	0:3:0	0:3:0	3	95a	9j	BC	2.90	0.001	nd	nd	tr	nd	nd	0.002	0.028
41747	COGO	1:0:5	3:3:0	6	89d	9b	YT	3.69	nd	nd	nd	nd	nd	nd	nd	0.002
43434	COGO	3:1:0	2:2:0	4	89d	9l	BC	3.87	tr	nd	tr	tr	nd	tr	0.002	0.024
65316	COGO	A	F	1	94b	9c	YT	3.90	0.002	nd	nd	tr	nd	tr	0.003	0.012
70253	COGO	3:3:0	3:3:0	6	94d	9d	BC	2.60	tr	nd	nd	tr	nd	nd	0.001	0.009
68510	COGO	2:3:0	3:2:0	5	94d	9e	BC	2.83	nd	nd	nd	nd	nd	nd	nd	0.003
68523	COGO	3:0:0	1:2:0	3	94d	9k	BC	2.71	tr	nd	nd	nd	nd	tr	tr	0.002
70230	COGO	A	M	1	94d	9k	BC	2.90	tr	nd	nd	nd	nd	nd	tr	0.002
69809	OLDS	1:2:0	1:2:0	3	94d	9c	YT	3.90	0.002	nd	nd	0.002	tr	0.002	0.008	0.003
43463	SUSC	0:10:0	3:7:0	10	89d	9j	BC	3.95	tr	nd	nd	tr	nd	tr	tr	0.016
43501	SUSC	0:3:0	1:2:0	3	89d	9j	BC	3.26	tr	nd	nd	nd	nd	nd	tr	0.009
45988	SUSC	0:4:0	1:3:0	4	90b	9b	YT	4.77	0.001	nd	nd	tr	tr	tr	0.002	0.090
46015	WWSC a	1:5:0	0:6:0	6	90b	9b	YT	4.49	tr	nd	nd	tr	nd	tr	0.001	0.004
Pacific - Mergansers																
68799	HOME	0:3:0	2:1:0	3	94d	9m	BC	2.30	nd	nd	nd	nd	nd	nd	nd	0.002
70134	HOME	A	M	1	95a	9i	BC	1.90	0.001	nd	nd	nd	nd	nd	0.001	0.018
Eastern Arctic - Terrestrial Browsers																
52147	ROPT	A	F	1	91c	10o	PQ	2.16	nd	nd	nd	nd	nd	nd	tr	0.003
52145	ROPT	1:2:0	1:2:0	3	91d	10o	PQ	2.87	tr	nd	nd	nd	nd	nd	tr	0.002
55517	ROPT	0:4:0	2:2:0	4	92b	10i	PQ	3.11	nd	nd	nd	nd	nd	nd	nd	0.002
64154	ROPT	0:5:0	3:2:0	5	93b	10d	NT	3.28	nd	nd	nd	nd	nd	nd	nd	nd
63539	ROPT	0:10:0	4:6:0	10	93d	10a	NT	3.90	nd	nd	nd	nd	nd	nd	nd	tr
64484	ROPT	0:9:0	5:4:0	9	94a	10k	NT	2.30	nd	nd	nd	nd	nd	nd	nd	nd
52146	WIPT	I	M	1	91c	10o	PQ	1.95	tr	nd	nd	nd	nd	nd	tr	0.003
56233	WIPT	A	M	1	92d	10i	PQ	2.80	nd	nd	nd	nd	nd	nd	nd	nd
60489	WIPT	0:5:0	3:2:0	5	93b	10d	NT	3.23	nd	nd	nd	nd	nd	tr	tr	nd

Table 4: Continued

(values in mg/kg wet weight)

USOX #	Species	Age I:A:U	Sex F:M:U	N	Year	Mapref	Prov	% Lipid	oxy-chlordane	trans-chlordane	cis-chlordane	trans-nonachlor	cis-nonachlor	heptachlor epoxide	S_CHL	S_PCB
Eastern Arctic - Geese & Swans																
44153	CAGO	0:13:0	6:7:0	13	89c	10m	PQ	1.40	nd	nd	nd	nd	nd	nd	tr	0.003
46654	CAGO	9:0:1	9:1:0	10	90b	10k	NT	1.55	nd	nd	nd	nd	nd	nd	nd	tr
49246	CAGO	0:2:0	1:1:0	2	91b	10e	NT	3.00	0.001	nd	nd	nd	nd	0.001	0.003	0.003
51805	CAGO	I	M	1	91c	10i	PQ	3.75	nd	nd	nd	nd	nd	nd	nd	tr
50258	CAGO	1:4:0	4:1:0	5	91c	10o	PQ	3.10	tr	nd	nd	nd	nd	nd	tr	0.003
51978	CAGO	2:0:0	0:2:0	2	91d	10j	PQ	2.99	tr	nd	nd	nd	nd	nd	tr	tr
51979	CAGO	0:2:0	2:0:0	2	91d	10j	PQ	3.77	nd	nd	nd	nd	nd	nd	nd	tr
55497	CAGO	A	F	1	92b	10i	PQ	4.63	tr	nd	nd	nd	nd	nd	tr	tr
55554	CAGO	0:8:0	2:6:0	8	92b	10p	LB	3.15	tr	nd	nd	tr	nd	tr	tr	0.002
55671	CAGO	0:3:0	3:0:0	3	92c	10l	PQ	2.36	tr	nd	nd	nd	nd	tr	tr	tr
56200	CAGO	0:6:0	4:2:0	6	92d	10l	PQ	3.71	nd	nd	nd	nd	nd	nd	nd	nd
56193	CAGO	A	M	1	92d	10n	PQ	2.06	tr	nd	nd	nd	nd	nd	tr	tr
69056	CAGO	1:5:0	4:2:0	6	93b	10c	NT	3.90	0.001	nd	nd	nd	tr	0.001	0.003	tr
60490	CAGO	0:10:0	3:7:0	10	93b	10d	NT	3.12	nd	nd	nd	nd	nd	tr	tr	nd
69077	CAGO	0:7:0	4:3:0	7	93b	10e	NT	2.80	nd	nd	nd	nd	nd	tr	tr	nd
64510	CAGO	I	F	1	93d	10p	LB	2.40	nd	nd	nd	nd	nd	nd	nd	nd
56632	GSGO	0:10:0	9:1:0	10	92c	10b	NT	1.99	tr	nd	nd	tr	nd	tr	tr	0.005
57008	GSGO	8:0:0	3:5:0	8	92c	10b	NT	1.08	nd	nd	nd	nd	nd	nd	nd	tr
43107	LSGO	0:4:0	4:0:0	4	89b	10e	NT	4.58	nd	nd	0.001	tr	nd	tr	0.002	nd
43108	LSGO	0:6:0	0:6:0	6	89b	10e	NT	3.86	nd	nd	tr	tr	nd	0.001	0.002	tr
49331	LSGO	I	F	1	91b	10e	NT	5.09	tr	nd	nd	tr	nd	tr	tr	tr
49332	LSGO	0:7:0	0:7:0	7	91b	10e	NT	5.16	tr	nd	nd	tr	nd	tr	tr	tr
49333	LSGO	0:7:0	7:0:0	7	91b	10e	NT	5.25	tr	nd	nd	nd	nd	tr	tr	tr
51795	LSGO	0:4:0	1:3:0	4	91b	10i	PQ	3.45	tr	nd	nd	tr	nd	tr	tr	nd
51798	LSGO	1:1:0	1:1:0	2	91d	10j	PQ	3.76	nd	nd	nd	nd	nd	nd	nd	nd
55334	LSGO	0:5:0	4:1:0	5	92b	10l	PQ	3.41	tr	nd	nd	tr	tr	tr	0.002	0.002
55339	LSGO	0:4:0	2:2:0	4	92b	10n	PQ	3.15	tr	nd	nd	tr	nd	tr	0.001	0.002
55673	LSGO	A	M	1	92c	10l	PQ	5.10	tr	nd	nd	tr	nd	tr	tr	tr
55672	LSGO	A	M	1	92c	10n	PQ	2.59	tr	nd	nd	tr	nd	tr	tr	0.001
56073	LSGO	1:8:0	3:6:0	9	92d	10l	PQ	3.92	tr	nd	nd	tr	nd	tr	tr	tr
64533	LSGO	0:10:0	5:5:0	10	93b	10c	NT	2.50	nd	nd	nd	nd	nd	nd	nd	0.002
69049	LSGO	0:10:0	6:4:0	10	93b	10e	NT	3.30	nd	nd	nd	nd	nd	tr	tr	0.005
60926	LSGO	0:10:0	7:3:0	10	93b	10g	NT	4.50	nd	nd	nd	nd	nd	nd	nd	nd
Eastern Arctic - Dabbling Ducks																
44194	ABDU	0:9:0	4:5:0	9	89c	10m	PQ	2.39	tr	nd	nd	tr	nd	tr	0.001	0.029
44163	AGWT	0:5:0	4:1:0	5	89c	10m	PQ	1.81	tr	nd	nd	nd	nd	tr	tr	0.008
44238	NOPI	0:6:0	4:2:0	6	89c	10m	PQ	1.89	nd	nd	nd	nd	nd	nd	tr	0.001

Table 4: Continued

(values in mg/kg wet weight)

USOX #	Species	Age I:A:U	Sex F:M:U	N	Year	Mapref	Prov	% Lipid	oxy-chlordane	trans-chlordane	cis-chlordane	trans-nonachlor	cis-nonachlor	heptachlor epoxide	S_CHL	S_PCB
Eastern Arctic - Bay Ducks																
44249	RNDU	A	M	1	89c	10m	PQ	2.92	tr	nd	nd	tr	nd	tr	0.001	0.006
Eastern Arctic - Sea Ducks																
44135	BLSC	0:8:0	8:0:0	8	89c	10m	PQ	2.84	0.001	nd	nd	tr	nd	tr	0.002	0.087
51769	BLSC	0:5:0	5:0:0	5	91d	10j	PQ	5.25	tr	nd	nd	nd	tr	tr	tr	0.001
55743	BLSC	0:2:0	0:2:0	2	92u	10l	PQ	3.71	0.003	nd	nd	tr	tr	0.003	0.007	0.144
40834	COEI	0:2:0	2:0:0	2	88d	10k	NT	3.31	0.005	nd	tr	0.003	nd	0.003	0.013	0.019
40870	COEI	0:5:0	0:5:0	5	88d	10k	NT	3.35	0.002	nd	tr	0.001	tr	tr	0.005	0.005
40871	COEI	5:0:0	1:4:0	5	88d	10k	NT	3.07	tr	nd	tr	0.001	nd	tr	0.004	0.003
43279	COEI	5:0:0	3:2:0	5	90a	10h	NT	3.47	tr	nd	0.001	0.001	0.001	tr	0.006	0.007
43280	COEI	0:3:0	3:0:0	3	90a	10h	NT	3.28	tr	nd	tr	0.001	nd	tr	0.003	0.006
51789	COEI	0:3:0	1:2:0	3	91c	10i	PQ	2.52	0.003	nd	tr	0.001	tr	0.001	0.006	0.009
50172	COEI	0:6:0	5:1:0	6	91c	10o	PQ	2.62	0.002	nd	nd	tr	tr	tr	0.004	0.013
51783	COEI	0:3:0	3:0:0	3	91d	10j	PQ	2.04	tr	nd	nd	tr	nd	tr	tr	0.001
59720	COEI	0:10:0	3:7:0	10	93b	10a	NT	2.40	0.004	nd	nd	0.001	tr	0.002	0.008	0.018
69106	COEI	0:10:0	6:4:0	10	93b	10e	NT	2.50	0.007	nd	nd	nd	nd	0.001	0.008	0.005
69095	COEI	0:10:0	6:4:0	10	93b	10f	NT	2.30	0.004	nd	nd	0.002	nd	0.002	0.007	0.012
61403	COEI	0:10:0	2:8:0	10	93b	10g	NT	2.50	0.003	nd	nd	tr	nd	0.001	0.005	0.017
64522	COEI	6:1:0	3:4:0	7	93d	10p	LB	2.80	tr	nd	nd	nd	nd	tr	0.001	0.002
51784	KIEI	A	M	1	91c	10i	PQ	1.85	0.007	nd	tr	0.002	tr	0.003	0.012	0.028
51790	KIEI	1:1:0	1:1:0	2	91d	10j	PQ	3.90	tr	nd	nd	tr	tr	tr	0.001	0.003
64555	KIEI	0:10:0	3:7:0	10	93c	10c	NT	2.70	0.005	nd	nd	0.002	nd	0.002	0.009	0.031
50357	OLDS	0:5:0	3:2:0	5	91c	10o	PQ	3.32	0.009	nd	tr	0.003	tr	tr	0.014	0.119
51521	OLDS	A	F	1	91d	10j	PQ	3.04	0.003	nd	tr	0.001	tr	0.004	0.009	0.053
51980	OLDS	4:0:0	3:1:0	4	91d	10j	PQ	2.79	tr	nd	nd	tr	tr	tr	0.001	0.003
56232	OLDS	0:3:0	0:3:0	3	92d	10i	PQ	3.44	0.007	nd	nd	0.001	tr	0.005	0.014	0.110
60488	OLDS	0:9:1	4:5:1	10	93b	10d	NT	3.84	0.010	nd	0.001	0.005	0.004	0.028	0.048	0.163
69038	OLDS	0:10:0	3:7:0	10	93b	10e	NT	3.00	0.021	nd	0.002	0.037	0.013	0.029	0.102	1.076
60915	OLDS	0:10:0	7:3:0	10	93b	10g	NT	3.60	0.004	nd	nd	0.005	0.001	nd	0.011	0.079
64544	OLDS	0:10:0	2:8:0	10	93c	10c	NT	3.00	0.009	nd	nd	0.009	0.003	0.008	0.029	0.201
64096	OLDS	0:10:0	5:5:0	10	93d	10k	NT	3.20	0.010	nd	tr	0.009	0.004	0.020	0.044	0.273
44180	SUSC	0:4:0	2:2:0	4	89c	10m	PQ	4.17	tr	nd	nd	tr	nd	0.004	0.004	0.045
55747	SUSC	A	M	1	92u	10l	PQ	2.77	0.004	nd	nd	tr	tr	0.002	0.007	0.188
Eastern Arctic - Mergansers																
44263	COME	0:13:0	3:10:0	13	89c	10m	PQ	2.64	0.007	nd	nd	0.002	tr	0.005	0.015	1.642
44171	HOME	0:3:0	1:2:0	3	89c	10m	PQ	2.72	0.001	nd	nd	nd	nd	tr	0.002	0.080
44204	RBME	0:5:0	5:0:0	5	89c	10m	PQ	2.47	0.004	nd	nd	0.001	tr	0.003	0.008	0.237
50259	RBME	A	M	1	91b	10o	PQ	3.52	0.025	nd	nd	tr	tr	0.003	0.031	1.695
51803	RBME	I	M	1	91d	10j	PQ	3.91	0.001	nd	tr	tr	tr	tr	0.002	0.009
51981	RBME	0:4:0	4:0:0	4	91d	10j	PQ	3.73	0.001	nd	nd	tr	tr	0.002	0.004	0.013

Table 4: Continued

(values in mg/kg wet weight)

USOX #	Species	Age I:A:U	Sex F:M:U	N	Year	Mapref	Prov	% Lipid	oxy-chlordane	trans-chlordane	cis-chlordane	trans-nonachlor	cis-nonachlor	heptachlor epoxide	S_CHL	S_PCB
56479	RBME	2:0:0	2:0:0	2	92c	10o	PQ	2.15	tr	nd	nd	nd	nd	tr	tr	0.012
55746	RBME	0:2:0	2:0:0	2	92u	10l	PQ	4.08	0.015	nd	tr	0.005	0.005	0.012	0.037	0.401
64514	RBME	1:2:0	1:2:0	3	93d	10p	LB	1.70	tr	nd	nd	nd	nd	tr	0.002	0.024
Eastern Arctic - Loons																
44245	COLO	0:2:0	1:1:0	2	89c	10m	PQ	3.78	0.005	nd	nd	0.032	tr	0.004	0.042	0.738
51848	COLO	0:2:0	1:1:0	2	91c	10i	PQ	5.87	0.008	tr	0.002	0.009	0.003	0.007	0.028	0.326
50252	COLO	A	M	1	91c	10j	PQ	3.67	0.019	nd	0.002	0.057	0.019	0.007	0.105	1.248
50192	COLO	0:3:0	2:1:0	3	91c	10o	PQ	3.22	0.006	nd	tr	0.019	0.005	0.003	0.035	0.531
51845	COLO	3:0:0	1:0:2	3	91d	10j	PQ	6.07	tr	nd	tr	0.001	tr	tr	0.003	0.009
56012	COLO a	0:5:0	4:1:0	5	92b	10l	PQ	4.29	0.005	nd	0.002	0.020	0.005	0.005	0.037	0.426
56312	COLO	0:2:1	2:0:1	3	92d	10i	PQ	3.38	0.010	nd	tr	0.008	0.002	0.003	0.024	0.127
50195	RTLO	0:2:0	0:2:0	2	91b	10o	PQ	6.34	0.012	tr	0.001	0.050	0.008	0.007	0.079	0.782
Western Arctic - Terrestrial Browsers																
63677	ROPT	0:3:0	2:1:0	3	93d	11d	NT	2.00	nd	nd	nd	nd	nd	nd	nd	tr
63706	SPGR	0:4:0	3:1:0	4	93d	11d	NT	1.90	tr	nd	nd	nd	nd	tr	tr	nd
68862	SPGR	0:5:0	1:4:0	5	94d	11a	YT	3.50	nd	nd	nd	nd	nd	nd	nd	nd
63714	STGR	3:4:0	3:4:0	7	93d	11d	NT	1.30	nd	nd	nd	nd	nd	nd	nd	nd
58359	WIPT	0:10:0	4:6:0	10	93a	11e	NT	1.60	nd	nd	nd	nd	nd	nd	nd	0.001
59731	WIPT	0:10:0	3:7:0	10	93b	11g	NT	1.70	nd	nd	nd	nd	nd	nd	nd	nd
63687	WIPT	0:8:0	7:1:0	8	93d	11d	NT	1.40	nd	nd	nd	nd	nd	nd	nd	nd
69569	WIPT	A	F	1	94d	11a	YT	1.60	nd	nd	nd	nd	nd	nd	nd	nd
69885	WIPT	0:4:0	4:0:0	4	94d	11a	YT	1.70	nd	nd	nd	nd	nd	nd	nd	0.001
Western Arctic - Geese & Swans																
69024	BLBR	0:5:0	2:3:0	5	94b	11b	NT	4.20	nd	nd	nd	nd	nd	tr	tr	nd
44791	CAGO	0:10:0	4:6:0	10	90b	11h	NT	4.93	tr	nd	nd	nd	nd	0.003	0.003	tr
62335	CAGO	3:7:0	8:2:0	10	93u	11d	NT	1.80	nd	nd	nd	nd	nd	nd	nd	nd
65616	CAGO	0:4:0	0:4:0	4	94b	11a	YT	3.50	nd	nd	nd	nd	nd	tr	tr	nd
65799	CAGO	A	F	1	94b	11a	YT	3.80	nd	nd	nd	nd	nd	tr	tr	nd
43109	LSGO	0:4:0	2:2:0	4	89b	11b	NT	4.12	nd	nd	tr	tr	nd	0.001	0.002	nd
43110	LSGO	6:0:0	2:3:1	6	89b	11b	NT	4.36	nd	nd	0.001	tr	nd	0.003	0.005	tr
66076	LSGO	0:10:0	5:5:0	10	94b	11b	NT	2.70	nd	nd	nd	nd	nd	tr	tr	nd
69027	WHSW	0:6:0	3:3:0	6	94b	11b	NT	1.80	nd	nd	nd	nd	nd	nd	nd	nd
Western Arctic - Dabbling Ducks																
58724	AGWT	0:8:0	3:5:0	8	93b	11e	NT	3.00	0.001	nd	nd	nd	nd	nd	0.001	0.003
69171	AGWT	0:5:0	1:4:0	5	94b	11a	YT	4.00	0.001	nd	nd	nd	nd	tr	0.002	0.019
58706	AMWI	0:5:0	2:3:0	5	93b	11e	NT	4.00	nd	nd	nd	nd	nd	0.001	0.001	nd
65599	AMWI	0:5:0	3:2:0	5	94b	11a	YT	3.40	nd	nd	nd	nd	nd	nd	nd	nd

Table 4: Continued

(values in mg/kg wet weight)

USOX #	Species	Age I:A:U	Sex F:M:U	N	Year	Mapref	Prov	% Lipid	oxy-chlordane	trans-chlordane	cis-chlordane	trans-nonachlor	cis-nonachlor	heptachlor epoxide	S_CHL	S_PCB
39916	MALL	9:1:0	6:4:0	10	88d	11e	NT	1.94	nd	nd	tr	nd	nd	nd	tr	0.001
58691	MALL	0:10:0	0:10:0	10	93b	11e	NT	3.30	nd	nd	nd	nd	nd	tr	tr	nd
65611	MALL	0:5:0	3:2:0	5	94b	11a	YT	2.80	tr	nd	nd	tr	nd	nd	0.002	tr
45942	NOPI	0:5:0	0:5:0	5	90b	11a	YT	2.03	0.003	nd	nd	tr	nd	0.001	0.005	0.065
58699	NOPI	0:7:0	2:5:0	7	93b	11e	NT	4.00	0.001	nd	nd	nd	nd	0.001	0.002	0.005
65605	NOPI	0:5:0	1:4:0	5	94b	11a	YT	3.50	tr	nd	nd	nd	nd	tr	0.001	tr
Western Arctic - Bay Ducks																
58700	CANV	A	M	1	93b	11e	NT	3.90	tr	nd	nd	nd	nd	0.002	0.003	0.022
45882	LESC	0:8:0	0:8:0	8	90b	11a	YT	3.14	0.002	nd	nd	tr	nd	0.001	0.004	0.093
58730	LESC	0:5:0	1:4:0	5	93b	11e	NT	1.80	0.001	nd	nd	tr	nd	tr	0.003	0.046
65793	LESC	A	F	1	94b	11a	YT	3.20	0.001	nd	nd	nd	nd	0.001	0.002	0.031
58731	RNDU	0:3:0	1:2:0	3	93b	11e	NT	2.60	tr	nd	nd	nd	nd	tr	0.001	0.008
Western Arctic - Sea Ducks																
65792	BAGO	A	M	1	94b	11a	YT	5.40	0.002	nd	nd	nd	nd	tr	0.002	0.009
58712	BUFF	0:5:0	2:3:0	5	93b	11e	NT	3.90	0.006	nd	nd	0.004	nd	0.004	0.013	0.022
69709	COGO	0:2:0	0:2:0	2	94b	11a	YT	3.00	tr	nd	nd	nd	nd	nd	tr	nd
43111	KIEI	0:3:0	3:0:0	3	89b	11c	NT	4.32	0.002	nd	tr	0.001	tr	nd	0.004	0.005
43112	KIEI	0:7:0	0:7:0	7	89b	11c	NT	4.30	0.001	nd	tr	tr	nd	tr	0.003	0.005
61645	OLDS	0:10:0	1:9:0	10	93b	11b	NT	4.30	0.002	nd	nd	0.001	nd	0.001	0.004	0.009
59742	OLDS	0:10:0	5:5:0	10	93b	11g	NT	3.70	0.004	nd	nd	0.002	tr	0.002	0.009	0.025
62171	OLDS	0:10:0	2:8:0	10	93c	11c	NT	3.81	0.003	nd	tr	tr	tr	tr	0.005	0.007
63701	OLDS	A	M	1	93d	11d	NT	2.10	0.004	nd	nd	tr	tr	0.003	0.008	0.021
66065	OLDS	0:9:0	5:4:0	9	94b	11b	NT	3.00	0.003	nd	nd	0.001	nd	0.001	0.005	0.016
45888	SUSC	0:5:0	1:4:0	5	90b	11a	YT	3.02	tr	nd	nd	tr	nd	tr	0.001	0.010
63697	SUSC	1:7:0	3:5:0	8	93c	11d	NT	3.90	0.002	nd	nd	tr	tr	0.001	0.004	0.129
69183	SUSC	0:5:0	1:4:0	5	94b	11a	YT	4.40	0.003	nd	nd	0.001	tr	tr	0.006	0.080
46019	WWSC	0:7:0	1:6:0	7	90b	11a	YT	5.04	tr	nd	nd	0.001	nd	tr	0.002	0.008
63698	WWSC	0:2:0	2:0:0	2	93c	11d	NT	2.20	nd	nd	nd	nd	nd	nd	nd	nd
69237	WWSC	0:5:0	1:4:0	5	94b	11a	YT	2.80	tr	nd	nd	nd	nd	tr	0.001	0.005
68856	WWSC	0:5:0	5:0:0	5	94d	11a	YT	3.40	nd	nd	nd	nd	nd	nd	nd	nd
Western Arctic - Loons																
70302	COLO	I	M	1	94c	11f	NT	7.70	tr	nd	nd	0.001	tr	tr	0.003	0.001
59744	PALO	A	M	1	93b	11g	NT	5.90	0.006	nd	tr	0.012	0.002	0.003	0.023	0.230
70301	RTLO	A	F	1	94b	11f	NT	1.70	0.009	nd	nd	0.019	0.003	0.003	0.034	0.336
70613	RTLO	A	M	1	94c	11f	NT	4.80	0.013	nd	tr	0.046	0.008	0.008	0.076	0.909
59743	YBLO	A	F	1	93b	11g	NT	3.50	0.009	nd	nd	0.010	0.002	0.004	0.026	0.085

Table 4: Continued

(values in mg/kg wet weight)

USOX #	Species	Age I:A:U	Sex F:M:U	N	Year	Mapref	Prov	OCS	Photo-mirex	Mirex	S_Mirex	pp'-DDE	pp'-DDD	pp'-DDT	S_DDT	Dieldrin
Newfoundland - Terrestrial Browsers																
57815	ROPT	0:8:0	3:5:0	8	92d	1d	NF	nd	nd	nd	nd	nd	nd	nd	nd	nd
57806	WIPT	0:3:0	1:2:0	3	92d	1d	NF	nd	nd	nd	nd	nd	nd	nd	nd	nd
Newfoundland - Geese & Swans																
57802	CAGO	A	F	1	92d	1c	NF	nd	nd	nd	nd	nd	nd	nd	nd	tr
56372	CAGO	A	F	1	92d	1f	NF	nd	nd	nd	nd	0.002	tr	nd	0.002	tr
Newfoundland - Dabbling Ducks																
57838	ABDU	A	F	1	92d	1b	NF	nd	nd	nd	nd	0.002	nd	nd	0.002	nd
57446	ABDU	0:3:0	2:1:0	3	92d	1c	NF	nd	nd	nd	nd	tr	nd	nd	tr	nd
57837	ABDU	A	F	1	92d	1c	NF	nd	nd	nd	nd	nd	nd	nd	nd	tr
55992	ABDU	0:3:0	3:0:0	3	92d	1g	NF	nd	nd	nd	nd	tr	nd	nd	tr	nd
57505	ABDU	0:2:0	1:1:0	2	92d	1g	NF	nd	nd	nd	nd	tr	nd	nd	tr	nd
55996	ABDU	0:3:0	2:1:0	3	92d	1h	NF	nd	nd	nd	nd	tr	nd	nd	tr	nd
55999	ABDU	0:2:0	1:1:0	2	92d	1h	NF	nd	nd	nd	nd	tr	nd	nd	tr	nd
56379	ABDU	A	F	1	92d	1j	NF	nd	nd	nd	nd	tr	nd	nd	tr	nd
57324	AGWT	A	F	1	92d	1c	NF	nd	nd	nd	nd	0.001	nd	nd	0.001	nd
58093	AGWT	A	M	1	92d	1f	NF	nd	nd	nd	nd	tr	nd	nd	tr	nd
56390	AGWT	3:1:0	4:0:0	4	92d	1g	NF	nd	nd	nd	nd	tr	nd	nd	tr	nd
57462	AGWT	1:3:0	1:3:0	4	92d	1g	NF	nd	nd	nd	nd	tr	nd	nd	tr	nd
55977	AGWT	1:1:0	1:1:0	2	92d	1h	NF	nd	nd	nd	nd	tr	nd	nd	tr	nd
56374	AGWT	I	M	1	92d	1h	NF	nd	nd	nd	nd	tr	nd	nd	tr	nd
55978	AGWT	2:0:0	0:2:0	2	92d	1i	NF	nd	nd	nd	nd	tr	nd	nd	tr	nd
Newfoundland - Bay Ducks																
56383	RNDU	A	M	1	92d	1j	NF	nd	nd	nd	nd	tr	nd	nd	tr	nd
56391	RNDU	1:1:0	2:0:0	2	92d	1j	NF	nd	nd	nd	nd	tr	nd	nd	tr	nd
Newfoundland - Sea Ducks																
48006	COEI	A	M	1	90a	1i	NF	tr	tr	tr	tr	0.007	tr	nd	0.007	tr
57288	COEI	0:6:0	3:3:0	6	92b	1f	NF	tr	nd	tr	tr	0.002	nd	nd	0.002	nd
57848	COEI	0:6:0	2:4:0	6	92d	1e	NF	nd	nd	nd	nd	nd	nd	nd	nd	0.003
58094	COEI	A	F	1	92d	1f	NF	nd	nd	nd	nd	0.005	nd	nd	0.005	0.001
57302	COEI	5:3:0	2:6:0	8	92d	1h	NF	tr	nd	tr	tr	0.003	tr	nd	0.003	nd
57839	COEI	0:2:0	2:0:0	2	92d	1j	NF	tr	nd	nd	nd	0.003	nd	nd	0.003	0.003
58088	COEI	0:4:0	2:2:0	4	93a	1i	NF	tr	tr	tr	0.001	0.010	nd	nd	0.010	0.002
56382	COGO	A	F	1	92d	1j	NF	nd	nd	nd	nd	0.001	nd	nd	0.001	nd
57825	OLDS	0:5:0	2:3:0	5	92d	1e	NF	tr	tr	tr	tr	0.005	nd	nd	0.005	0.003
57508	OLDS	0:2:0	1:1:0	2	92d	1h	NF	tr	nd	nd	tr	0.003	tr	0.001	0.005	tr

Table 4: Continued

(values in mg/kg wet weight)

USOX #	Species	Age I:A:U	Sex F:M:U	N	Year	Mapref	Prov	OCS	Photo-mirex	Mirex	S_Mirex	pp'-DDE	pp'-DDD	pp'-DDT	S_DDT	Dieldrin
58091	OLDS	A	M	1	92d	1h	NF	nd	tr	tr	tr	0.006	nd	nd	0.006	0.002
58092	OLDS	0:2:0	2:0:0	2	93a	1h	NF	tr	tr	tr	0.001	0.011	nd	nd	0.011	0.005
Newfoundland - Mergansers																
56385	COME	A	M	1	92d	1a	NF	tr	nd	tr	tr	0.007	tr	tr	0.009	0.002
57272	COME	I	M	1	92d	1f	NF	tr	nd	tr	tr	0.015	tr	nd	0.015	tr
56373	COME	A	M	1	92d	1j	NF	tr	nd	tr	tr	0.008	tr	nd	0.009	tr
56389	HOME	A	F	1	92d	1a	NF	nd	tr	0.002	0.002	0.011	nd	nd	0.011	nd
56392	RBME	1:2:0	3:0:0	3	92d	1a	NF	tr	nd	tr	tr	0.005	tr	tr	0.006	nd
57818	RBME	0:2:0	2:0:0	2	92d	1a	NF	nd	nd	tr	tr	0.006	nd	nd	0.006	0.001
56013	RBME	A	M	1	92d	1e	NF	nd	nd	nd	nd	0.002	nd	nd	0.002	nd
57281	RBME	0:8:0	5:3:0	8	92d	1f	NF	tr	nd	tr	tr	0.022	tr	nd	0.022	tr
56384	RBME	A	F	1	92d	1j	NF	nd	nd	tr	tr	0.003	tr	tr	0.003	nd
Labrador - Geese & Swans																
64557	CAGO	1:4:0	2:3:0	5	93c	2b	LB	nd	nd	nd	nd	0.004	nd	nd	0.004	nd
64558	CAGO	0:3:0	1:2:0	3	93d	2a	LB	nd	nd	nd	nd	0.001	nd	nd	0.001	nd
64559	CAGO	0:2:0	2:0:0	2	93d	2a	LB	nd	nd	nd	nd	0.002	nd	nd	0.002	nd
63792	CAGO	1:3:0	3:1:0	4	93d	2c	LB	nd	nd	nd	nd	nd	nd	nd	nd	nd
Labrador - Dabbling Ducks																
57110	ABDU	0:6:0	0:6:0	6	92d	2d	LB	nd	nd	nd	nd	0.002	nd	nd	0.002	nd
64560	ABDU	0:3:0	2:1:0	3	93c	2a	LB	nd	nd	nd	nd	0.009	0.002	nd	0.011	nd
62991	ABDU	A	M	1	93c	2b	LB	nd	nd	nd	nd	tr	nd	nd	tr	nd
64561	ABDU	2:0:0	2:0:0	2	93d	2a	LB	nd	nd	nd	nd	nd	nd	nd	nd	nd
47991	AGWT	2:2:0	2:2:0	4	90d	2c	LB	nd	nd	nd	nd	0.125	0.116	0.002	0.243	tr
57103	AGWT	1:2:0	2:1:0	3	92d	2d	LB	nd	nd	nd	nd	0.001	nd	nd	0.001	nd
63021	MALL	A	F	1	93d	2a	LB	nd	nd	nd	nd	0.035	0.003	tr	0.038	nd
Labrador - Sea Ducks																
63022	BLSC	I	F	1	93d	2a	LB	nd	nd	nd	nd	0.026	0.006	nd	0.032	nd
64744	BLSC	2:0:0	2:0:0	2	93d	2a	LB	nd	nd	nd	nd	0.001	nd	nd	0.001	nd
57091	COEI	0:8:0	4:4:0	8	92d	2d	LB	nd	nd	nd	nd	tr	nd	nd	tr	nd
64602	COGO	1:1:0	1:1:0	2	93c	2a	LB	tr	nd	nd	nd	0.008	nd	nd	0.008	nd
64603	COGO	2:0:0	2:0:0	2	93d	2a	LB	nd	nd	nd	nd	0.008	nd	nd	0.008	nd
63020	SUSC	A	M	1	93d	2a	LB	tr	0.011	0.003	0.014	0.109	nd	nd	0.109	0.003
63787	SUSC	I	M	1	93d	2c	LB	nd	nd	nd	nd	0.003	nd	nd	0.003	nd

Table 4: Continued

(values in mg/kg wet weight)

USOX #	Species	Age I:A:U	Sex F:M:U	N	Year	Mapref	Prov	OCS	Photo-mirex	Mirex	S_Mirex	pp'-DDE	pp'-DDD	pp'-DDT	S_DDT	Dieldrin
Labrador - Mergansers																
57099	COME	5:2:0	3:4:0	7	92d	2d	LB	tr	nd	tr	tr	0.011	tr	tr	0.012	nd
63019	COME	I	F	1	93d	2a	LB	nd	0.002	tr	0.002	0.067	0.001	nd	0.068	nd
64604	COME	5:0:0	3:2:0	5	93d	2b	LB	nd	tr	tr	tr	0.005	nd	nd	0.005	nd
47992	HOME	A	M	1	90d	2c	LB	0.001	nd	0.003	0.003	2.466	0.132	0.007	2.605	nd
64606	RBME	3:0:0	1:2:0	3	93c	2b	LB	nd	0.001	nd	0.001	0.005	nd	nd	0.005	nd
64605	RBME	5:0:0	5:0:0	5	93d	2b	LB	nd	tr	nd	tr	0.002	nd	nd	0.002	nd
63785	RBME	2:1:0	1:2:0	3	93d	2c	LB	nd	nd	nd	nd	0.005	0.002	nd	0.007	0.001
63786	RBME	A	F	1	93d	2c	LB	nd	nd	nd	nd	0.009	nd	nd	0.009	0.002
Maritimes - Insectivores																
57434	AMWO	0:8:0	6:2:0	8	92u	3h	NS	nd	nd	tr	tr	0.009	tr	tr	0.011	nd
57242	COSN	9:0:1	4:5:1	10	92d	3k	NB	nd	nd	tr	tr	0.012	nd	nd	0.012	nd
Maritimes - Geese & Swans																
43102	CAGO	2:2:0	2:1:1	4	89d	3c	NB	nd	nd	nd	nd	0.002	nd	nd	0.002	nd
42710	CAGO	10:0:0	1:2:7	10	89d	3d	PE	nd	nd	nd	nd	tr	nd	nd	tr	nd
Maritimes - Dabbling Ducks																
40098	ABDU	2:3:0	3:2:0	5	88d	3a	NB	nd	nd	nd	nd	0.002	nd	nd	0.002	tr
40023	ABDU	5:0:0	3:2:0	5	88d	3c	NB	nd	nd	nd	nd	0.006	nd	nd	0.006	tr
40256	ABDU	4:1:0	1:4:0	5	88d	3d	PE	tr	tr	tr	tr	0.011	tr	nd	0.011	0.003
40266	ABDU	3:0:0	1:2:0	3	88d	3e	NS	nd	nd	nd	nd	0.001	nd	nd	0.001	nd
40262	ABDU	5:0:0	1:4:0	5	88d	3l	NS	tr	nd	nd	nd	0.011	nd	nd	0.011	0.001
40088	ABDU	4:1:0	4:1:0	5	88d	3k	NB	nd	nd	nd	nd	0.011	nd	nd	0.011	nd
56462	ABDU	6:4:0	5:5:0	10	92c	3l	NB	nd	nd	nd	nd	0.029	0.004	nd	0.033	nd
56608	ABDU	0:10:0	5:5:0	10	92d	3b	NB	nd	nd	nd	nd	0.003	nd	nd	0.003	nd
56579	ABDU	0:10:0	5:5:0	10	92d	3d	PE	nd	nd	nd	nd	0.009	tr	nd	0.010	nd
59552	ABDU	0:5:0	0:5:0	5	92d	3g	NS	nd	nd	nd	nd	0.003	nd	0.001	0.004	nd
57410	ABDU	A	F	1	92u	3h	NS	nd	nd	nd	nd	0.004	nd	nd	0.004	0.001
59546	ABDU	0:5:0	2:3:0	5	93a	3f	NS	nd	nd	nd	nd	0.020	0.003	nd	0.022	nd
57347	AGWT	A	F	1	92c	3l	NB	nd	nd	nd	nd	0.001	nd	nd	0.001	nd
57425	AGWT	0:7:0	3:4:0	7	92d	3d	PE	nd	tr	0.002	0.002	0.003	nd	nd	0.003	nd
58503	AGWT	1:3:0	1:3:0	4	92d	3d	PE	nd	nd	0.002	0.002	0.010	nd	nd	0.010	nd
55966	AGWT	1:2:0	3:0:0	3	92d	3l	NB	tr	nd	nd	nd	0.007	tr	nd	0.008	nd
57193	AGWT	3:2:0	2:3:0	5	92d	3l	NB	nd	nd	nd	nd	0.008	tr	nd	0.008	nd
55885	BWTE	3:3:0	4:2:0	6	92c	3l	NB	nd	nd	nd	nd	0.005	nd	nd	0.005	tr
57480	MALL	0:7:0	3:4:0	7	92c	3l	NB	nd	nd	nd	nd	0.208	0.012	tr	0.221	tr
69424	MALL	0:5:0	0:5:0	5	93a	3i	NS	nd	nd	nd	nd	0.002	nd	nd	0.002	nd
55942	WODU	6:3:0	2:7:0	9	92c	3l	NB	nd	nd	nd	nd	0.002	nd	nd	0.002	nd

Table 4: Continued

(values in mg/kg wet weight)

USOX #	Species	Age I:A:U	Sex F:M:U	N	Year	Mapref	Prov	OCS	Photo-mirex	Mirex	S_Mirex	pp'-DDE	pp'-DDD	pp'-DDT	S_DDT	Dieldrin
57504	WODU	0:2:0	0:2:0	2	92c	3l	NB	nd	nd	0.002	0.002	0.004	nd	nd	0.004	nd
Maritimes - Bay Ducks																
57069	GRSC	1:4:0	4:1:0	5	92d	3k	NB	nd	nd	nd	nd	0.015	0.001	tr	0.017	nd
57461	GRSC	0:4:0	2:2:0	4	92d	3k	NB	nd	nd	nd	nd	0.009	tr	nd	0.009	nd
57435	RNDU	0:4:0	1:3:0	4	92d	3j	NB	nd	nd	nd	nd	0.002	nd	nd	0.002	nd
56482	RNDU	0:8:0	6:2:0	8	92d	3k	NB	nd	nd	nd	nd	0.005	nd	nd	0.005	nd
57344	RNDU	A	F	1	92d	3f	NB	nd	nd	nd	nd	0.001	nd	nd	0.001	nd
Maritimes - Sea Ducks																
55430	BLSC	0:5:0	1:4:0	5	92b	3b	NB	tr	0.003	tr	0.003	0.015	tr	tr	0.016	0.002
55674	COEI	0:6:0	4:2:0	6	92b	3b	NB	tr	0.002	tr	0.002	0.020	tr	0.001	0.022	tr
69427	COEI	0:2:0	2:0:0	2	92d	3f	NS	nd	nd	nd	nd	0.002	nd	nd	0.002	tr
57433	COEI	0:8:0	5:3:0	8	92d	3h	NS	nd	tr	tr	tr	0.010	tr	nd	0.010	nd
56308	COEI	0:10:0	5:5:0	10	92d	3k	NB	nd	nd	tr	tr	0.007	tr	tr	0.008	nd
69432	COEI	0:5:0	1:4:0	5	93b	3j	NB	nd	tr	0.001	0.002	0.026	nd	nd	0.026	0.001
43088	COGO	I	F	1	89d	3k	NB	nd	nd	nd	nd	0.002	nd	nd	0.002	tr
43299	COGO	4:0:0	1:3:0	4	89d	3k	NB	nd	nd	nd	nd	0.007	tr	nd	0.008	0.002
56538	COGO	A	F	1	92d	3k	NB	nd	nd	nd	nd	0.011	tr	tr	0.012	nd
55907	COGO	1:2:0	2:1:0	3	92d	3l	NB	nd	tr	nd	tr	0.015	0.001	tr	0.017	nd
57503	COGO	0:4:0	1:3:0	4	92d	3f	NB	nd	nd	tr	tr	0.015	tr	tr	0.016	nd
59557	COGO	0:4:0	1:3:0	4	93a	3g	NS	nd	nd	nd	nd	0.008	nd	nd	0.008	tr
57411	OLDS	A	M	1	92d	3f	NS	tr	nd	tr	tr	0.006	nd	nd	0.006	0.005
56435	SUSC	0:4:0	0:4:0	4	92b	3b	NB	nd	0.001	tr	0.002	0.029	tr	tr	0.030	0.002
57241	SUSC	7:1:0	4:4:0	8	92d	3k	NB	nd	nd	tr	tr	0.006	tr	nd	0.006	nd
Maritimes - Mergansers																
43421	COME	3:0:0	1:2:0	3	89d	3a	NB	tr	nd	tr	tr	0.237	0.009	nd	0.246	0.019
43420	COME	2:2:0	3:1:0	4	89d	3c	NB	tr	tr	0.002	0.002	0.716	0.007	0.002	0.725	nd
43419	COME	2:0:0	1:1:0	2	89d	3f	NS	nd	nd	tr	tr	0.031	0.005	nd	0.037	tr
43424	HOME	2:0:0	1:0:1	2	89d	3c	NB	tr	nd	nd	nd	0.190	0.002	0.002	0.194	0.005
43423	RBME	1:1:0	0:2:0	2	89d	3a	NB	tr	nd	0.002	0.002	0.134	0.003	0.001	0.138	0.007
43422	RBME	3:0:0	1:2:0	3	89d	3c	NB	tr	nd	tr	tr	0.016	0.002	tr	0.018	0.016
St. Lawrence - Insectivores																
51586	AMWO	1:7:0	5:3:0	8	91d	4a	PQ	nd	tr	0.001	0.001	0.002	tr	nd	0.003	0.001
51763	AMWO	0:2:0	2:0:0	2	91d	4a	PQ	nd	tr	tr	tr	0.020	0.002	0.001	0.022	0.016
51773	AMWO	0:3:0	2:0:1	3	91d	4a	PQ	nd	tr	0.011	0.011	0.011	tr	nd	0.011	tr
52116	AMWO	0:2:0	0:2:0	2	91d	4c	PQ	nd	tr	tr	tr	0.003	nd	nd	0.003	tr
51585	AMWO	2:0:0	2:0:0	2	91d	4d	PQ	tr	tr	tr	tr	0.003	nd	nd	0.003	tr

Table 4: Continued

(values in mg/kg wet weight)

USOX #	Species	Age I:A:U	Sex F:M:U	N	Year	Mapref	Prov	OCS	Photo-mirex	Mirex	S_Mirex	pp'-DDE	pp'-DDD	pp'-DDT	S_DDT	Dieldrin
52078	AMWO	0:2:0	0:2:0	2	91d	4d	PQ	nd	tr	nd	tr	0.002	tr	nd	0.002	tr
52126	AMWO	2:2:0	2:2:0	4	91d	4f	PQ	nd	nd	tr	tr	0.004	nd	nd	0.004	tr
52071	COSN	2:1:0	2:1:0	3	91d	4f	PQ	nd	nd	tr	tr	0.002	nd	nd	0.002	tr
St. Lawrence - Geese & Swans																
51686	CAGO	0:10:0	6:4:0	10	91d	4e	PQ	nd	nd	nd	nd	tr	nd	nd	tr	tr
42686	GSGO	7:3:0	9:0:1	10	89d	4d	PQ	nd	nd	nd	nd	tr	nd	nd	tr	nd
56074	GSGO	A	M	1	91b	4d	PQ	tr	nd	nd	nd	0.007	0.002	tr	0.008	nd
51398	GSGO	3:2:0	1:4:0	5	91d	4d	PQ	nd	nd	nd	nd	tr	nd	nd	tr	tr
52099	GSGO	0:7:0	3:4:0	7	91d	4d	PQ	nd	nd	nd	nd	0.001	tr	nd	0.001	nd
56078	GSGO	0:3:0	2:1:0	3	91d	4d	PQ	nd	nd	nd	nd	nd	nd	nd	nd	nd
St. Lawrence - Dabbling Ducks																
38580	ABDU	2:7:0	2:7:0	9	88a	4f	PQ	tr	tr	tr	0.001	0.015	tr	nd	0.015	0.002
40201	ABDU	I	F	1	88d	4b	PQ	nd	tr	0.001	0.002	0.025	nd	nd	0.025	nd
40874	ABDU	7:0:0	4:3:0	7	88d	4e	PQ	nd	nd	nd	nd	nd	nd	nd	nd	nd
40875	ABDU	0:3:0	1:2:0	3	88d	4e	PQ	nd	nd	tr	tr	0.007	nd	nd	0.007	nd
40226	ABDU	10:0:0	3:7:0	10	88d	4g	PQ	nd	nd	nd	nd	0.002	nd	nd	0.002	nd
47247	ABDU	0:4:0	2:2:0	4	90d	4d	PQ	nd	nd	nd	nd	0.001	nd	nd	0.001	nd
46522	ABDU	0:10:0	6:4:0	10	90d	4f	PQ	tr	nd	nd	nd	0.002	nd	nd	0.002	nd
51986	ABDU	0:4:0	3:1:0	4	91d	4a	PQ	nd	nd	nd	nd	0.002	tr	nd	0.002	tr
52016	ABDU	4:8:0	5:7:0	12	91d	4b	PQ	nd	nd	nd	nd	0.002	nd	nd	0.002	tr
51747	ABDU	0:7:0	7:0:0	7	91d	4d	PQ	nd	tr	nd	tr	0.002	nd	nd	0.002	tr
51977	ABDU	0:3:0	1:2:0	3	91d	4d	PQ	nd	nd	nd	nd	0.005	tr	nd	0.006	tr
52003	ABDU	1:3:0	2:2:0	4	91d	4d	PQ	nd	nd	tr	tr	0.009	nd	nd	0.009	tr
52043	ABDU	0:12:0	6:6:0	12	91d	4d	PQ	nd	nd	tr	tr	0.003	tr	nd	0.003	tr
52072	ABDU	A	F	1	91d	4d	PQ	nd	nd	nd	nd	0.003	tr	nd	0.003	nd
52075	ABDU	0:2:0	0:2:0	2	91d	4f	PQ	nd	nd	nd	nd	tr	nd	nd	tr	nd
52158	AGWT	7:3:0	6:4:0	10	91d	4b	PQ	nd	nd	nd	nd	tr	nd	nd	tr	tr
50490	AGWT	7:3:0	5:5:0	10	91d	4f	PQ	nd	nd	nd	nd	0.001	nd	nd	0.001	tr
52132	AMWI	2:3:0	4:1:0	5	91d	4b	PQ	nd	tr	nd	tr	0.001	nd	nd	0.001	tr
52160	GADW	2:0:0	2:0:0	2	91d	4b	PQ	nd	nd	nd	nd	tr	tr	nd	tr	tr
52118	GADW	I	M	1	91u	4a	PQ	nd	tr	nd	tr	0.001	tr	nd	0.002	tr
40227	MALL	5:2:0	4:3:0	7	88c	4b	PQ	nd	tr	tr	tr	0.006	nd	nd	0.006	0.001
46544	MALL	0:10:0	4:6:0	10	90d	4a	PQ	0.003	nd	nd	nd	0.006	nd	nd	0.006	nd
47238	MALL	2:8:0	5:5:0	10	90d	4a	PQ	tr	tr	0.001	0.002	0.005	nd	nd	0.005	nd
51992	MALL	2:3:0	4:1:0	5	91d	4a	PQ	nd	tr	tr	tr	0.002	tr	nd	0.002	tr
51998	MALL	0:5:0	2:3:0	5	91d	4a	PQ	nd	nd	tr	tr	0.002	tr	nd	0.002	tr
52030	MALL	0:13:0	7:6:0	13	91d	4b	PQ	nd	nd	nd	nd	0.006	tr	nd	0.006	tr
52117	NOPI	A	F	1	91d	4a	PQ	nd	tr	nd	tr	0.004	nd	nd	0.004	tr
52055	NOPI	A	F	1	91d	4b	PQ	nd	tr	tr	tr	0.018	tr	nd	0.019	nd
51714	WODU	0:2:0	0:2:0	2	91d	4a	PQ	nd	nd	tr	tr	0.002	nd	nd	0.002	tr
52113	WODU	A	F	1	91d	4a	PQ	nd	nd	nd	nd	0.001	nd	nd	0.001	nd

Table 4: Continued

(values in mg/kg wet weight)

USOX #	Species	Age I:A:U	Sex F:M:U	N	Year	Mapref	Prov	OCS	Photo-mirex	Mirex	S_Mirex	pp'-DDE	pp'-DDD	pp'-DDT	S_DDT	Dieldrin
St. Lawrence - Bay Ducks																
43601	GRSC	1:3:0	2:2:0	4	89d	4b	PQ	nd	tr	tr	0.001	0.022	nd	nd	0.022	tr
47265	GRSC	0:0:4	1:3:0	4	90d	4a	PQ	tr	0.007	0.007	0.014	0.091	tr	nd	0.091	nd
51878	GRSC	1:2:0	2:1:0	3	91d	4d	PQ	nd	nd	tr	tr	0.008	nd	nd	0.008	tr
51953	GRSC	A	M	1	91d	4d	PQ	tr	nd	tr	tr	0.003	tr	nd	0.003	tr
43600	LESC	1:4:0	3:2:0	5	89d	4a	PQ	nd	tr	0.002	0.002	0.005	nd	nd	0.005	tr
43621	LESC	0:4:0	2:2:0	4	89d	4b	PQ	nd	nd	nd	nd	0.004	tr	nd	0.004	tr
51898	LESC	12:3:0	3:12:0	15	91d	4b	PQ	nd	nd	0.001	0.001	0.022	nd	nd	0.022	nd
51884	LESC	4:1:0	2:3:0	5	91d	4d	PQ	nd	nd	tr	tr	0.019	tr	nd	0.020	tr
51952	LESC	2:9:0	6:5:0	11	91d	4d	PQ	tr	nd	tr	tr	0.008	tr	nd	0.008	nd
51954	RNDU	I	F	1	91d	4a	PQ	tr	nd	tr	tr	0.008	tr	nd	0.008	tr
51892	RNDU	1:6:0	3:4:0	7	91d	4b	PQ	nd	nd	nd	nd	0.006	nd	nd	0.006	tr
St. Lawrence - Sea Ducks																
38585	BAGO	0:0:4	2:2:0	4	88a	4f	PQ	tr	tr	tr	0.001	0.017	tr	nd	0.018	0.004
52061	BAGO	1:1:0	1:1:0	2	91d	4f	PQ	tr	0.002	tr	0.002	0.027	tr	tr	0.028	tr
51972	BLSC	A	M	1	91d	4a	PQ	tr	nd	0.001	0.001	0.018	tr	nd	0.019	0.005
51855	BLSC	0:6:0	2:4:0	6	91d	4b	PQ	tr	nd	tr	tr	0.008	tr	nd	0.008	0.002
52119	BUFF	A	F	1	91d	4a	PQ	nd	tr	nd	tr	0.002	nd	nd	0.002	nd
52120	BUFF	A	F	1	91d	4a	PQ	nd	tr	nd	tr	0.002	nd	nd	0.002	tr
52141	BUFF	3:5:0	4:4:0	8	91d	4b	PQ	nd	0.001	tr	0.001	0.012	tr	nd	0.013	tr
43602	COEI	3:7:0	4:4:2	10	90a	4g	PQ	tr	tr	tr	tr	0.009	tr	nd	0.009	0.002
46533	COEI	0:4:6	7:3:0	10	90d	4f	PQ	nd	nd	tr	tr	0.003	tr	nd	0.003	tr
51864	COEI	0:4:0	4:0:0	4	91d	4d	PQ	tr	nd	tr	tr	0.014	tr	tr	0.016	0.001
38591	COGO	0:0:5	1:4:0	5	88a	4f	PQ	tr	0.002	0.003	0.006	0.052	0.002	0.003	0.056	0.009
43598	COGO	5:5:0	3:7:0	10	89d	4d	PQ	tr	nd	tr	tr	0.007	nd	nd	0.007	tr
51940	COGO	2:2:0	2:2:0	4	91d	4a	PQ	tr	nd	0.002	0.002	0.014	tr	nd	0.014	0.001
52058	COGO	0:2:0	0:2:0	2	91d	4f	PQ	tr	tr	tr	tr	0.010	tr	tr	0.011	nd
57020	COGO	2:9:0	6:5:0	11	92d	4b	PQ	nd	tr	0.001	0.002	0.007	tr	nd	0.007	tr
38602	OLDS	0:10:0	1:9:0	10	88a	4f	PQ	0.006	0.004	0.005	0.010	0.190	0.007	0.007	0.204	0.019
52062	OLDS	A	F	1	91d	4f	PQ	tr	tr	tr	tr	0.002	tr	0.001	0.004	tr
51958	SUSC	2:0:0	2:0:0	2	91d	4a	PQ	nd	nd	nd	nd	0.001	nd	nd	0.001	tr
51859	SUSC	1:1:0	1:1:0	2	91d	4b	PQ	nd	nd	nd	nd	0.002	nd	nd	0.002	tr
51874	SUSC	2:0:0	2:0:0	2	91d	4d	PQ	tr	nd	tr	tr	0.002	0.002	tr	0.004	0.001
51909	SUSC	I	M	1	91d	4d	PQ	tr	nd	tr	tr	0.003	tr	nd	0.003	tr
51911	SUSC	A	M	1	91d	4d	PQ	tr	nd	0.002	0.002	0.027	tr	nd	0.027	tr
52066	SUSC	0:3:0	3:0:0	3	91d	4f	PQ	tr	0.002	0.001	0.003	0.014	tr	0.001	0.017	0.001
51970	WWSC	A	M	1	91d	4a	PQ	0.001	nd	tr	tr	0.044	tr	tr	0.046	0.005
51871	WWSC	0:7:0	4:3:0	7	91d	4b	PQ	nd	nd	tr	tr	0.002	nd	tr	0.003	tr

Table 4: Continued

(values in mg/kg wet weight)

USOX #	Species	Age I:A:U	Sex F:M:U	N	Year	Mapref	Prov	OCS	Photo-mirex	Mirex	S_Mirex	pp'-DDE	pp'-DDD	pp'-DDT	S_DDT	Dieldrin
St. Lawrence - Mergansers																
43599	COME	2:0:0	0:2:0	2	89d	4a	PQ	tr	tr	0.002	0.003	0.027	tr	nd	0.028	tr
52050	COME	0:5:0	3:2:0	5	91d	4a	PQ	tr	nd	0.006	0.006	0.198	0.001	0.002	0.201	0.002
52086	COME	1:2:0	2:1:0	3	91d	4a	PQ	tr	nd	tr	tr	0.018	tr	0.001	0.019	nd
52112	COME	2:0:0	1:1:0	2	91d	4b	PQ	0.002	0.002	tr	0.003	0.028	0.002	tr	0.031	0.002
52082	HOME	3:0:0	3:0:0	3	91d	4a	PQ	nd	nd	0.001	0.001	0.023	tr	nd	0.024	nd
52044	HOME	I	M	1	91d	4b	PQ	0.001	nd	tr	tr	0.007	0.001	nd	0.008	tr
52102	RBME	2:0:0	0:2:0	2	91d	4a	PQ	tr	0.001	tr	0.001	0.018	0.001	tr	0.019	0.002
52109	RBME	4:2:0	3:3:0	6	91d	4b	PQ	tr	0.004	0.003	0.008	0.058	0.001	0.002	0.062	0.005
52067	RBME	A	F	1	91d	4f	PQ	tr	tr	tr	tr	0.004	tr	0.001	0.006	0.001
Central Quebec - Terrestrial Browsers																
52430	SPGR	0:4:0	3:1:0	4	91d	5c	PQ	nd	nd	nd	nd	nd	nd	nd	nd	nd
Central Quebec - Geese & Swans																
53382	ATBR	9:0:0	3:6:0	9	91d	5c	PQ	nd	nd	nd	nd	nd	nd	nd	nd	nd
53383	ATBR	0:6:0	0:6:0	6	91d	5c	PQ	nd	nd	nd	nd	nd	nd	nd	nd	nd
53384	ATBR	0:5:0	5:0:0	5	91d	5c	PQ	nd	nd	nd	nd	nd	nd	nd	nd	nd
48688	CAGO	0:5:0	2:3:0	5	90c	5c	PQ	nd	nd	nd	nd	0.006	tr	nd	0.007	tr
48698	CAGO	0:8:0	2:6:0	8	90c	5c	PQ	tr	nd	tr	tr	0.005	tr	nd	0.005	0.005
48704	CAGO	0:5:0	2:3:0	5	90c	5c	PQ	nd	nd	nd	nd	0.005	nd	nd	0.005	tr
52215	CAGO	3:0:0	1:2:0	3	91b	5c	PQ	nd	nd	nd	nd	0.008	0.008	0.002	0.019	0.003
52227	CAGO	2:3:0	0:5:0	5	91d	5c	PQ	nd	nd	nd	nd	0.006	nd	nd	0.006	0.002
52395	CAGO	2:5:0	7:0:0	7	91d	5c	PQ	nd	nd	nd	nd	0.009	nd	nd	0.009	nd
52814	LSGO	0:5:0	0:5:0	5	91d	5c	PQ	nd	nd	nd	nd	nd	nd	nd	nd	nd
52815	LSGO	0:12:0	12:0:0	12	91d	5c	PQ	nd	nd	nd	nd	nd	nd	nd	nd	nd
52816	LSGO	10:0:0	4:6:0	10	91d	5c	PQ	nd	nd	nd	nd	nd	nd	nd	nd	nd
Central Quebec - Dabbling Ducks																
48682	ABDU	0:6:0	5:1:0	6	90c	5c	PQ	tr	nd	nd	nd	0.005	nd	nd	0.005	nd
48732	ABDU	0:10:0	6:4:0	10	90c	5c	PQ	tr	nd	tr	tr	0.009	tr	nd	0.009	0.003
52194	ABDU	A	M	1	91b	5c	PQ	tr	0.005	0.025	0.029	0.096	0.002	nd	0.098	0.009
52236	ABDU	3:5:0	4:4:0	8	91d	5c	PQ	nd	nd	nd	nd	0.005	nd	nd	0.005	nd
52416	AGWT	2:3:1	3:2:1	6	91d	5c	PQ	nd	nd	nd	nd	nd	nd	nd	nd	nd
52437	AMWI	3:3:0	0:6:0	6	91d	5c	PQ	nd	nd	nd	nd	nd	nd	nd	nd	nd
52198	MALL	0:3:0	0:3:0	3	91b	5c	PQ	nd	nd	tr	tr	0.013	0.002	nd	0.015	0.003
50515	MALL	7:3:0	4:6:0	10	91c	5a	PQ	nd	nd	nd	nd	0.002	nd	nd	0.002	tr
52447	MALL	0:8:0	8:0:0	8	91d	5c	PQ	nd	nd	nd	nd	0.003	nd	nd	0.003	0.002
52479	MALL	3:4:0	0:7:0	7	91d	5c	PQ	nd	nd	nd	nd	nd	nd	nd	nd	nd
52208	NOPI	0:3:0	2:1:0	3	91b	5c	PQ	nd	nd	nd	nd	0.013	0.008	nd	0.021	nd

Table 4: Continued

(values in mg/kg wet weight)

USOX #	Species	Age I:A:U	Sex F:M:U	N	Year	Mapref	Prov	OCS	Photo-mirex	Mirex	S_Mirex	pp'-DDE	pp'-DDD	pp'-DDT	S_DDT	Dieldrin
52480	NOPI	0:2:0	2:0:0	2	91d	5c	PQ	nd	nd	nd	nd	0.002	nd	nd	0.002	nd
52506	NOPI	5:0:0	0:5:0	5	91d	5c	PQ	nd	nd	0.007	0.007	0.002	nd	nd	0.002	0.002
52507	NOPI	9:0:0	9:0:0	9	91d	5c	PQ	nd	nd	nd	nd	tr	nd	nd	tr	tr
52508	NOPI	0:9:0	0:9:0	9	91d	5c	PQ	nd	nd	nd	nd	0.010	nd	nd	0.010	nd
52396	WODU	A	M	1	91d	5c	PQ	nd	nd	nd	nd	0.005	nd	nd	0.005	nd
Central Quebec - Bay Ducks																
52226	GRSC	A	F	1	91b	5c	PQ	0.001	0.001	0.005	0.006	0.086	0.002	nd	0.088	0.006
47223	LESC	2:9:0	7:4:0	11	90d	5b	PQ	nd	nd	tr	tr	0.011	nd	nd	0.011	nd
52225	LESC	1:4:0	3:2:0	5	91b	5c	PQ	0.005	tr	0.001	0.002	0.061	0.005	nd	0.065	0.006
52399	REDH	I	M	1	91d	5c	PQ	nd	nd	nd	nd	nd	nd	nd	nd	nd
51719	RNDU	0:4:0	4:0:0	4	91d	5a	PQ	nd	nd	nd	nd	tr	nd	nd	tr	tr
Central Quebec - Sea Ducks																
52242	BLSC	1:4:0	1:4:0	5	91d	5c	PQ	nd	tr	tr	0.001	0.007	nd	nd	0.007	0.002
52398	COEI	I	M	1	91d	5c	PQ	nd	nd	nd	nd	tr	nd	nd	tr	0.003
48725	COGO	0:6:0	4:2:0	6	90c	5c	PQ	tr	nd	0.002	0.002	0.044	0.001	nd	0.045	0.002
42905	OLDS	2:8:0	2:8:0	10	89b	5b	PQ	0.002	0.005	0.015	0.020	0.406	0.012	0.016	0.433	0.113
52219	OLDS	2:1:0	2:1:0	3	91b	5c	PQ	tr	nd	tr	tr	0.058	0.004	nd	0.062	0.009
Central Quebec - Mergansers																
48675	COME	0:8:0	6:2:0	8	90c	5c	PQ	0.003	0.010	0.003	0.013	0.117	tr	nd	0.117	0.003
48689	COME	0:5:0	2:3:0	5	90c	5c	PQ	0.011	nd	0.034	0.034	0.659	0.004	0.002	0.664	0.018
48716	COME	0:10:0	9:1:0	10	90c	5c	PQ	0.008	nd	0.004	0.004	0.427	0.003	nd	0.430	0.011
52204	COME	0:5:0	2:3:0	5	91b	5c	PQ	0.013	nd	0.006	0.006	0.820	0.014	nd	0.834	0.172
52425	COME	3:1:0	1:3:0	4	91d	5c	PQ	0.001	0.003	0.008	0.011	0.148	0.002	nd	0.150	0.005
48666	HOME	0:6:0	3:3:0	6	90c	5c	PQ	tr	nd	0.001	0.001	0.040	tr	nd	0.041	0.003
49047	HOME	6:4:0	2:8:0	10	90c	5c	PQ	tr	nd	0.004	0.004	0.078	tr	nd	0.078	0.004
52397	HOME	I	M	1	91d	5c	PQ	nd	nd	nd	nd	0.009	nd	nd	0.009	0.003
52211	RBME	0:2:0	0:2:0	2	91b	5c	PQ	0.005	0.003	0.007	0.009	0.459	0.008	nd	0.467	0.035
52420	RBME	A	F	1	91d	5c	PQ	nd	0.001	0.001	0.002	0.015	nd	nd	0.015	0.005
Central Quebec - Loons																
48659	COLO	0:5:0	5:0:0	5	90c	5c	PQ	0.002	0.024	0.031	0.055	0.411	0.006	nd	0.417	0.040
48710	COLO	0:5:0	4:1:0	5	90c	5c	PQ	tr	nd	0.003	0.003	0.186	0.003	nd	0.189	0.017
Southern Ontario - Geese & Swans																
47938	CAGO	A	F	1	90d	6c	ON	nd	nd	nd	nd	0.004	tr	nd	0.005	tr
47522	CAGO	0:7:0	5:2:0	7	90d	6e	ON	nd	nd	nd	nd	0.019	0.007	tr	0.027	0.001
48089	CAGO	1:6:0	3:4:0	7	90d	6j	ON	nd	nd	nd	nd	tr	nd	nd	tr	nd

Table 4: Continued

(values in mg/kg wet weight)

USOX #	Species	Age I:A:U	Sex F:M:U	N	Year	Mapref	Prov	OCS	Photo-mirex	Mirex	S_Mirex	pp'-DDE	pp'-DDD	pp'-DDT	S_DDT	Dieldrin
Southern Ontario - Dabbling Ducks																
40647	ABDU	A	F	1	88d	6b	ON	tr	nd	tr	tr	0.002	nd	nd	0.002	0.001
40570	ABDU	I	M	1	88d	6d	ON	nd	nd	nd	nd	0.003	nd	nd	0.003	tr
40624	ABDU	A	F	1	88d	6h	ON	nd	nd	nd	nd	tr	nd	nd	tr	nd
46376	ABDU	0:2:0	1:1:0	2	90d	6k	ON	nd	nd	nd	nd	tr	nd	nd	tr	nd
47608	AGWT	4:9:0	5:8:0	13	90d	6a	ON	nd	nd	nd	nd	0.002	nd	nd	0.002	nd
47965	AGWT	0:2:0	2:0:0	2	90d	6a	ON	tr	nd	nd	nd	0.003	nd	nd	0.003	tr
47913	AGWT	5:9:0	7:7:0	14	90d	6i	ON	nd	nd	nd	nd	0.003	tr	nd	0.003	tr
43191	GADW	I	M	1	89d	6i	ON	nd	nd	nd	nd	0.002	nd	nd	0.002	nd
43259	GADW	2:0:0	2:0:0	2	89d	6i	ON	nd	nd	nd	nd	tr	nd	nd	tr	0.002
38239	MALL	2:2:1	1:4:0	5	87d	6b	ON	nd	nd	nd	nd	0.007	tr	nd	0.007	nd
38257	MALL	2:3:0	1:4:0	5	87d	6b	ON	nd	nd	nd	nd	0.005	nd	nd	0.005	nd
38251	MALL	4:1:0	3:2:0	5	87d	6d	ON	tr	nd	nd	nd	0.004	tr	nd	0.005	tr
38245	MALL	3:2:0	2:3:0	5	87d	6e	ON	nd	nd	nd	nd	0.002	nd	nd	0.002	tr
40657	MALL	3:6:0	6:3:0	9	88d	6b	ON	tr	nd	nd	nd	0.002	nd	nd	0.002	0.002
40772	MALL	2:9:0	4:7:0	11	88d	6b	ON	tr	nd	nd	nd	0.006	nd	nd	0.006	nd
40824	MALL	2:9:0	5:6:0	11	88d	6b	ON	tr	nd	nd	nd	0.009	nd	nd	0.009	0.004
40581	MALL	5:5:0	4:6:0	10	88d	6d	ON	nd	nd	nd	nd	0.003	nd	nd	0.003	tr
40535	MALL	0:10:0	3:7:0	10	88d	6h	ON	nd	tr	tr	0.001	0.009	tr	nd	0.009	0.003
40627	MALL	3:6:0	3:6:0	9	88d	6h	ON	nd	nd	nd	nd	0.003	nd	nd	0.003	nd
40872	MALL	5:0:0	3:2:0	5	88d	6i	ON	nd	tr	tr	tr	0.003	nd	nd	0.003	tr
40873	MALL	0:6:0	3:3:0	6	88d	6i	ON	nd	tr	tr	tr	0.006	nd	nd	0.006	0.001
43831	MALL	0:9:0	6:3:0	9	89d	6c	ON	nd	nd	nd	nd	0.004	nd	nd	0.004	nd
43617	MALL	1:9:0	4:6:0	10	89d	6d	ON	nd	nd	nd	nd	0.006	tr	nd	0.007	tr
43369	MALL	A	M	1	89d	6i	ON	nd	nd	nd	nd	tr	nd	nd	tr	nd
43315	MALL	0:0:2	0:2:0	2	89d	6j	ON	nd	nd	nd	nd	0.002	nd	nd	0.002	nd
43318	MALL	2:0:0	0:2:0	2	89d	6j	ON	nd	nd	nd	nd	0.002	nd	nd	0.002	nd
43180	MALL	I	F	1	89d	6i	ON	nd	nd	nd	nd	0.001	nd	nd	0.001	nd
43254	MALL	0:7:1	4:4:0	8	89d	6i	ON	nd	tr	tr	tr	0.006	nd	nd	0.006	tr
43255	MALL	1:6:0	2:5:0	7	89d	6i	ON	nd	nd	tr	tr	0.001	nd	nd	0.001	tr
43257	MALL	4:6:0	4:6:0	10	89d	6i	ON	nd	nd	tr	tr	0.006	nd	nd	0.006	tr
47548	MALL	2:9:0	5:6:0	11	90d	6a	ON	nd	nd	nd	nd	0.004	nd	nd	0.004	nd
47962	MALL	0:2:0	0:2:0	2	90d	6a	ON	tr	0.001	tr	0.002	0.019	tr	nd	0.019	tr
47510	MALL	1:7:0	4:4:0	8	90d	6b	ON	nd	nd	nd	nd	0.002	nd	nd	0.002	nd
47654	MALL	0:7:0	4:3:0	7	90d	6b	ON	tr	nd	tr	tr	0.001	tr	nd	0.001	nd
47925	MALL	4:2:0	3:3:0	6	90d	6c	ON	nd	nd	nd	nd	0.019	tr	nd	0.020	0.006
47621	MALL	0:8:0	4:4:0	8	90d	6d	ON	nd	nd	nd	nd	0.003	tr	nd	0.003	nd
47419	MALL	A	F	1	90d	6e	ON	nd	nd	nd	nd	0.002	nd	nd	0.002	nd
47646	MALL	0:8:0	3:5:0	8	90d	6e	ON	nd	nd	tr	tr	tr	tr	nd	0.001	nd
47195	MALL	1:9:0	5:5:0	10	90d	6f	ON	nd	nd	nd	nd	0.002	nd	nd	0.002	nd
47937	MALL	0:7:0	5:2:0	7	90d	6i	ON	nd	nd	nd	nd	tr	nd	nd	tr	nd
48052	MALL	0:9:0	4:5:0	9	90d	6j	ON	nd	tr	tr	tr	0.005	nd	nd	0.005	nd
46375	MALL	0:6:0	5:1:0	6	90d	6k	ON	nd	nd	nd	nd	0.002	nd	nd	0.002	nd
47624	WODU	1:1:0	2:0:0	2	90d	6a	ON	nd	nd	nd	nd	0.002	nd	nd	0.002	tr

Table 4: Continued

(values in mg/kg wet weight)

USOX #	Species	Age I:A:U	Sex F:M:U	N	Year	Mapref	Prov	OCS	Photo-mirex	Mirex	S_Mirex	pp'-DDE	pp'-DDD	pp'-DDT	S_DDT	Dieldrin
47973	WODU	1:1:0	0:2:0	2	90d	6e	ON	nd	nd	nd	nd	0.005	tr	nd	0.008	nd
46366	WODU	6:0:0	4:2:0	6	90d	6k	ON	0.004	nd	nd	nd	0.002	nd	nd	0.002	nd
Southern Ontario - Bay Ducks																
38277	GRSC	0:8:0	5:3:0	8	87d	6j	ON	tr	tr	0.003	0.003	0.021	nd	nd	0.021	0.003
40706	GRSC	I	F	1	88d	6d	ON	nd	nd	nd	nd	0.001	nd	nd	0.001	tr
43326	GRSC	0:6:0	4:2:0	6	89d	6j	ON	nd	tr	0.001	0.002	0.005	nd	nd	0.005	0.001
43480	GRSC	5:6:0	7:3:1	11	89d	6j	ON	nd	nd	tr	tr	0.009	nd	nd	0.009	0.006
43261	GRSC	1:1:0	1:1:0	2	89d	6l	ON	tr	nd	0.003	0.003	0.088	nd	nd	0.088	nd
43425	GRSC	0:2:0	0:2:0	2	89d	6l	ON	tr	tr	0.002	0.002	0.069	nd	nd	0.069	tr
47969	GRSC	A	F	1	90d	6d	ON	tr	0.001	tr	0.002	0.012	tr	nd	0.012	0.002
38262	LESC	A	M	1	87d	6j	ON	tr	tr	0.003	0.004	0.027	tr	nd	0.027	0.003
40707	LESC	7:0:0	5:2:0	7	88d	6d	ON	nd	nd	nd	nd	0.003	nd	nd	0.003	0.002
43374	LESC	0:4:0	1:3:0	4	89d	6i	ON	tr	nd	tr	tr	0.007	nd	nd	0.007	0.001
43319	LESC	I	M	1	89d	6j	ON	tr	nd	tr	tr	0.005	tr	nd	0.005	0.001
43335	LESC	A	F	1	89d	6j	ON	nd	nd	tr	tr	0.002	nd	nd	0.002	tr
43263	LESC	2:0:0	1:1:0	2	89d	6l	ON	nd	tr	0.001	0.002	0.010	nd	nd	0.010	0.014
43445	LESC	1:1:0	1:1:0	2	89d	6l	ON	tr	tr	0.003	0.004	0.054	tr	nd	0.054	0.015
47150	LESC	4:3:0	3:4:0	7	90d	6f	ON	nd	nd	tr	tr	0.005	nd	nd	0.005	nd
47882	REDH	2:3:0	2:3:0	5	90d	6b	ON	tr	tr	nd	tr	0.002	nd	nd	0.002	nd
46359	RNDU	7:0:0	5:2:0	7	90d	6k	ON	tr	nd	nd	nd	0.001	nd	nd	0.001	nd
Southern Ontario - Sea Ducks																
47748	BUFF	5:1:0	5:1:0	6	90d	6b	ON	tr	nd	nd	nd	0.003	tr	nd	0.004	tr
47532	BUFF	5:0:0	4:1:0	5	90d	6d	ON	tr	nd	nd	nd	0.016	0.001	nd	0.018	nd
47970	BUFF	I	F	1	90d	6d	ON	tr	tr	tr	tr	0.007	tr	nd	0.007	0.008
47955	BUFF	1:2:0	1:2:0	3	90d	6f	ON	nd	nd	nd	nd	0.005	tr	nd	0.006	0.001
38282	COGO	1:2:0	1:2:0	3	87d	6j	ON	tr	0.003	0.011	0.015	0.024	tr	nd	0.024	0.002
38292	COGO	A	M	1	88a	6g	ON	0.003	0.004	0.021	0.025	0.079	0.002	nd	0.082	0.006
43304	COGO	I	M	1	89d	6j	ON	nd	tr	tr	tr	0.008	nd	nd	0.008	0.003
43307	COGO	1:1:0	1:0:1	2	89d	6j	ON	nd	tr	tr	tr	0.008	0.002	nd	0.010	0.008
43308	COGO	A	F	1	89d	6j	ON	tr	tr	0.002	0.003	0.018	0.001	nd	0.019	0.004
43312	COGO	1:2:0	0:2:1	3	89d	6j	ON	nd	tr	0.001	0.002	0.020	nd	nd	0.020	0.003
47951	COGO	2:6:0	0:8:0	8	90d	6f	ON	tr	nd	0.001	0.001	0.114	tr	tr	0.114	nd
38291	OLDS	0:4:0	2:2:0	4	88a	6g	ON	0.004	0.005	0.026	0.031	0.208	0.008	tr	0.217	0.033
Southern Ontario - Mergansers																
47846	COME	A	F	1	90d	6b	ON	tr	0.005	tr	0.006	0.079	tr	tr	0.081	0.004
47968	HOME	2:0:0	0:2:0	2	90d	6a	ON	tr	tr	tr	0.001	0.006	nd	nd	0.006	tr
47840	HOME	3:0:0	1:2:0	3	90d	6b	ON	tr	tr	tr	tr	0.009	tr	nd	0.009	tr
47924	HOME	4:2:0	2:4:0	6	90d	6i	ON	tr	tr	tr	tr	0.019	tr	nd	0.020	tr
47751	RBME	1:1:0	1:1:0	2	90d	6b	ON	0.004	0.006	0.012	0.017	0.061	0.002	tr	0.064	0.007

Table 4: Continued

(values in mg/kg wet weight)

USOX #	Species	Age I:A:U	Sex F:M:U	N	Year	Mapref	Prov	OCS	Photo-mirex	Mirex	S Mirex	pp'-DDE	pp'-DDD	pp'-DDT	S DDT	Dieldrin
Northern Ontario - Geese & Swans																
44546	CAGO	0:5:0	2:3:0	5	90b	7c	ON	nd	nd	nd	nd	tr	nd	nd	tr	tr
44969	CAGO	0:9:0	6:2:1	9	90b	7d	ON	nd	nd	nd	nd	0.002	tr	nd	0.003	nd
44790	CAGO	0:10:0	7:3:0	10	90b	7g	ON	nd	nd	nd	nd	0.004	tr	tr	0.005	nd
44970	CAGO	0:10:0	3:7:0	10	90b	7k	ON	nd	nd	nd	nd	0.005	tr	nd	0.005	tr
48005	CAGO	0:6:0	4:2:0	6	90d	7f	ON	nd	nd	nd	nd	tr	0.001	nd	0.002	nd
47280	CAGO	2:8:0	4:6:0	10	90d	7i	ON	nd	tr	tr	tr	0.001	nd	nd	0.001	tr
41640	LSGO	6:4:0	7:3:0	10	89b	7g	ON	nd	nd	nd	nd	0.001	nd	nd	0.001	0.002
43295	LSGO	3:7:0	5:5:0	10	89d	7g	ON	nd	nd	nd	nd	nd	nd	nd	nd	nd
Northern Ontario - Dabbling Ducks																
43364	ABDU	0:5:0	3:2:0	5	89d	7h	ON	nd	nd	nd	nd	tr	nd	nd	tr	nd
39905	AGWT	A	F	1	88c	7e	ON	nd	nd	nd	nd	0.001	nd	nd	0.001	tr
40473	AMWI	I	F	1	88d	7a	ON	nd	nd	nd	nd	tr	nd	nd	tr	nd
40360	MALL	0:3:0	2:1:0	3	88c	7c	ON	nd	nd	nd	nd	0.005	tr	nd	0.005	tr
40361	MALL	3:0:0	2:1:0	3	88c	7c	ON	nd	nd	nd	nd	tr	nd	nd	tr	nd
40356	MALL	0:4:0	1:3:0	4	88c	7e	ON	nd	nd	tr	tr	0.008	nd	nd	0.008	0.001
40357	MALL	3:0:0	1:2:0	3	88c	7e	ON	nd	nd	nd	nd	tr	nd	nd	tr	nd
40478	MALL	0:4:0	2:2:0	4	88d	7a	ON	0.004	nd	nd	nd	tr	nd	nd	tr	tr
40591	MALL	0:5:0	2:3:0	5	88d	7h	ON	nd	nd	nd	nd	0.002	nd	nd	0.002	tr
43516	MALL	1:9:0	1:9:0	10	89d	7f	ON	nd	nd	nd	nd	0.002	nd	nd	0.002	nd
43353	MALL	1:3:0	1:3:0	4	89d	7h	ON	nd	nd	nd	nd	0.002	nd	nd	0.002	nd
43388	MALL	5:4:0	4:5:0	9	89d	7k	ON	nd	nd	nd	nd	0.001	nd	nd	0.001	nd
44325	MALL	0:5:0	0:5:0	5	90b	7c	ON	nd	nd	tr	tr	0.023	0.002	tr	0.026	nd
44769	MALL	0:2:0	1:1:0	2	90b	7c	ON	nd	nd	tr	tr	0.005	nd	nd	0.005	nd
47432	MALL	1:11:0	4:8:0	12	90d	7a	ON	nd	nd	nd	nd	tr	nd	nd	tr	nd
47207	MALL	0:7:0	5:2:0	7	90d	7j	ON	tr	nd	nd	nd	0.002	nd	nd	0.002	nd
43558	NSHO	I	F	1	89d	7f	ON	nd	tr	nd	tr	0.001	nd	nd	0.001	tr
43358	WODU	A	M	1	89d	7h	ON	nd	nd	nd	nd	tr	nd	nd	tr	nd
47290	WODU	A	M	1	90d	7a	ON	tr	nd	nd	nd	tr	nd	nd	tr	nd
Northern Ontario - Bay Ducks																
43555	GRSC	0:3:0	1:2:0	3	89d	7f	ON	tr	nd	nd	nd	tr	nd	tr	0.001	0.002
43557	LESC	A	M	1	89d	7f	ON	nd	nd	nd	nd	0.004	nd	nd	0.004	0.008
47289	LESC	0:3:0	3:0:0	3	90d	7a	ON	nd	nd	nd	nd	tr	nd	nd	tr	nd
43551	RNDU	1:3:0	2:2:0	4	89d	7f	ON	nd	nd	nd	nd	tr	nd	nd	tr	nd
Northern Ontario - Sea Ducks																
43397	BUFF	I	F	1	89d	7k	ON	nd	nd	nd	nd	0.001	nd	nd	0.001	tr
43298	COGO	0:2:0	0:2:0	2	89b	7h	ON	tr	0.003	0.010	0.013	0.104	0.001	nd	0.105	0.009
43556	COGO	A	F	1	89d	7f	ON	nd	nd	tr	tr	0.020	nd	nd	0.020	0.002

Table 4: Continued

(values in mg/kg wet weight)

USOX #	Species	Age I:A:U	Sex F:M:U	N	Year	Mapref	Prov	OCS	Photo-mirex	Mirex	S_Mirex	pp'-DDE	pp'-DDD	pp'-DDT	S_DDT	Dieldrin
43396	COGO	3:0:0	1:2:0	3	89d	7k	ON	nd	nd	tr	tr	0.004	nd	nd	0.004	tr
47291	COGO	A	M	1	90d	7a	ON	nd	tr	nd	tr	0.003	nd	nd	0.003	nd
47893	COGO	I	M	1	90d	7h	ON	nd	nd	nd	nd	0.002	nd	nd	0.002	tr
Northern Ontario - Mergansers																
43344	COME	A	M	1	89b	7h	ON	0.033	nd	0.003	0.003	0.643	0.007	nd	0.650	0.052
47285	COME	I	M	1	90d	7a	ON	tr	tr	nd	tr	0.027	0.002	nd	0.028	nd
47993	COME	A	F	1	90d	7b	ON	tr	nd	tr	tr	0.078	tr	nd	0.079	0.002
47138	COME	0:6:0	6:0:0	6	90d	7c	ON	tr	nd	tr	tr	0.077	tr	nd	0.078	nd
47632	COME	1:2:0	2:1:0	3	90d	7h	ON	tr	0.003	tr	0.004	0.030	tr	0.002	0.033	tr
43398	HOME	I	F	1	89d	7k	ON	nd	nd	tr	tr	0.121	nd	nd	0.121	0.001
47845	HOME	4:0:0	2:2:0	4	90d	7h	ON	tr	tr	0.004	0.004	0.018	tr	nd	0.018	nd
47894	HOME	I	M	1	90d	7h	ON	tr	0.001	0.001	0.002	0.039	tr	nd	0.039	tr
40362	RBME	0:2:0	2:0:0	2	88c	7c	ON	nd	tr	tr	0.001	0.034	tr	nd	0.035	0.002
40358	RBME	0:3:0	3:0:0	3	88c	7e	ON	nd	tr	0.002	0.002	0.329	tr	nd	0.330	0.003
47633	RBME	A	F	1	90d	7h	ON	0.001	0.014	0.012	0.027	0.264	tr	0.001	0.266	0.005
Northern Ontario - Loons																
40359	COLO	0:4:0	3:1:0	4	88b	7e	ON	0.005	0.028	0.079	0.107	0.945	0.021	nd	0.966	nd
40363	COLO	0:3:0	2:1:0	3	88c	7c	ON	0.004	0.034	0.089	0.123	0.571	0.019	nd	0.590	0.078
44315	COLO	0:6:0	2:4:0	6	90b	7c	ON	nd	0.015	0.051	0.066	1.330	0.034	0.013	1.377	nd
46125	COLO	0:4:0	1:3:0	4	90b	7c	ON	0.004	0.004	0.014	0.018	0.435	0.011	0.006	0.451	tr
46116	COLO	0:10:0	4:6:0	10	90b	7e	ON	nd	nd	nd	nd	0.006	0.027	0.018	0.051	0.003
Prairies - Terrestrial Browsers																
69807	RUGR	0:2:0	0:2:0	2	94b	8b	YT	nd	nd	nd	nd	nd	nd	nd	nd	nd
69808	SPGR	0:3:0	2:1:0	3	94b	8b	YT	nd	nd	nd	nd	nd	nd	nd	nd	nd
Prairies - Geese & Swans																
41780	CAGO	10:0:0	0:1:9	10	89d	8e	AB	nd	nd	nd	nd	nd	nd	nd	nd	nd
63194	CAGO	4:6:0	2:8:0	10	93c	8w	MB	nd	nd	nd	nd	0.003	0.002	nd	0.005	nd
66806	CAGO	10:0:0	5:5:0	10	93d	8aa	MB	nd	nd	nd	nd	nd	nd	nd	nd	nd
63132	CAGO	8:2:0	6:4:0	10	93d	8e	AB	nd	nd	nd	nd	tr	nd	nd	tr	nd
63050	CAGO	2:0:0	0:2:0	2	93d	8f	AB	nd	nd	nd	nd	nd	nd	nd	nd	nd
64791	CAGO	0:10:0	3:7:0	10	93d	8g	AB	nd	nd	nd	nd	tr	nd	nd	tr	nd
64022	CAGO	1:4:0	3:2:0	5	93d	8h	AB	nd	nd	nd	nd	nd	nd	nd	nd	nd
63953	CAGO	0:3:0	1:2:0	3	93d	8i	AB	nd	nd	nd	nd	tr	nd	nd	tr	nd
69250	CAGO	3:3:0	5:1:0	6	93d	8l	AB	nd	nd	nd	nd	nd	nd	nd	nd	nd
64256	CAGO	0:2:0	1:1:0	2	93d	8m	SK	nd	tr	nd	tr	nd	nd	nd	nd	nd
64258	CAGO	0:9:0	6:3:0	9	93d	8q	SK	nd	nd	nd	nd	nd	nd	nd	nd	nd
64317	CAGO	6:4:0	7:3:0	10	93d	8q	SK	nd	nd	nd	nd	nd	nd	nd	nd	nd

Table 4: Continued

(values in mg/kg wet weight)

USOX #	Species	Age I:A:U	Sex F:M:U	N	Year	Mapref	Prov	OCS	Photo-mirex	Mirex	S_Mirex	pp'-DDE	pp'-DDD	pp'-DDT	S_DDT	Dieldrin
65512	CAGO	0:3:0	1:2:0	3	93d	8q	SK	nd	0.001	0.001	0.002	0.014	nd	nd	0.014	nd
64485	CAGO	0:10:0	7:3:0	10	93d	8s	SK	nd	nd	nd	nd	nd	nd	nd	nd	nd
65777	CAGO	0:5:0	1:4:0	5	93d	8u	SK	nd	nd	nd	nd	tr	nd	nd	tr	nd
64894	CAGO	4:3:0	5:2:0	7	93d	8x	MB	nd	nd	nd	nd	nd	nd	nd	nd	nd
67133	CAGO	8:2:0	6:4:0	10	93d	8z	MB	nd	nd	nd	nd	nd	nd	nd	nd	nd
65494	CAGO	A	M	1	94b	8b	YT	nd	nd	nd	nd	nd	nd	nd	nd	nd
65505	GWFG	0:3:0	2:1:0	3	93d	8r	SK	nd	tr	0.002	0.002	0.007	nd	nd	0.007	nd
64318	GWFG	8:2:0	7:3:0	10	93d	8s	SK	nd	nd	nd	nd	nd	nd	nd	nd	nd
40311	LSGO	0:7:0	4:3:0	7	88d	8w	MB	nd	nd	tr	tr	0.001	nd	nd	0.001	nd
63183	LSGO	2:8:0	5:5:0	10	93c	8w	MB	nd	nd	nd	nd	0.006	0.004	nd	0.010	nd
67135	LSGO	10:0:0	6:4:0	10	93d	8aa	MB	nd	nd	nd	nd	nd	nd	nd	nd	nd
69426	LSGO	1:2:0	2:1:0	3	93d	8bb	MB	nd	nd	nd	nd	nd	nd	nd	nd	nd
63948	LSGO	10:0:0	6:4:0	10	93d	8j	AB	nd	nd	nd	nd	nd	nd	nd	nd	nd
65533	LSGO	5:2:0	2:5:0	7	93d	8n	SK	nd	nd	nd	nd	nd	nd	nd	nd	nd
64556	LSGO	0:10:0	4:6:0	10	93d	8q	SK	nd	nd	nd	nd	nd	nd	nd	nd	nd
69254	LSGO	2:0:0	0:2:0	2	93d	8v	SK	nd	nd	nd	nd	nd	nd	nd	nd	nd
67713	LSGO	10:0:0	5:5:0	10	93d	8z	MB	nd	nd	nd	nd	nd	nd	nd	nd	nd
Prairies - Dabbling Ducks																
69169	ABDU	0:2:0	1:1:0	2	93d	8aa	MB	nd	nd	nd	nd	0.008	nd	nd	0.008	nd
64503	AGWT	A	F	1	92c	8f	AB	nd	nd	nd	nd	0.001	nd	nd	0.001	nd
66442	AGWT	3:4:0	4:3:0	7	93d	8aa	MB	nd	nd	tr	tr	0.002	nd	tr	0.003	nd
64021	AGWT	2:6:0	8:0:0	8	93d	8h	AB	nd	nd	nd	nd	tr	nd	nd	tr	nd
69248	AGWT	0:2:0	2:0:0	2	93d	8l	AB	nd	nd	nd	nd	nd	nd	nd	nd	nd
63415	AGWT	A	M	1	93d	8p	SK	nd	nd	nd	nd	tr	nd	nd	tr	nd
65746	AGWT	3:0:0	0:3:0	3	93d	8t	SK	nd	nd	nd	nd	nd	nd	nd	nd	nd
64770	AGWT	5:1:0	2:4:0	6	93d	8x	MB	nd	nd	nd	nd	nd	nd	nd	nd	nd
69877	AGWT	0:5:0	2:3:0	5	94b	8b	YT	nd	nd	nd	nd	0.052	nd	nd	0.052	0.005
64486	AMWI	A	M	1	92c	8f	AB	nd	nd	nd	nd	0.009	nd	nd	0.009	nd
64501	AMWI	I	F	1	92c	8f	AB	nd	tr	nd	tr	nd	nd	nd	nd	nd
63163	AMWI	I	M	1	93d	8bb	MB	nd	nd	nd	nd	nd	nd	nd	nd	nd
63143	AMWI	I	M	1	93d	8d	AB	nd	nd	nd	nd	nd	nd	nd	nd	nd
63950	AMWI	0:10:0	5:5:0	10	93d	8h	AB	nd	nd	nd	nd	0.001	nd	nd	0.001	nd
69425	AMWI	0:9:0	5:4:0	9	93d	8l	AB	nd	nd	nd	nd	nd	nd	nd	nd	nd
68879	AMWI	0:2:0	2:0:0	2	94c	8c	BC	nd	nd	nd	nd	tr	nd	nd	tr	nd
64502	BWTE	A	F	1	92c	8f	AB	nd	nd	nd	nd	tr	nd	nd	tr	nd
63957	BWTE	1:1:0	1:1:0	2	93d	8h	AB	nd	nd	nd	nd	nd	nd	nd	nd	tr
63688	BWTE	3:2:0	1:4:0	5	93d	8l	AB	nd	nd	nd	nd	0.002	nd	nd	0.002	nd
63333	BWTE	A	F	1	93d	8q	SK	nd	nd	nd	nd	0.001	nd	nd	0.001	nd
65776	BWTE	2:5:0	4:3:0	7	93d	8t	SK	nd	nd	nd	nd	0.004	nd	nd	0.004	nd
64778	BWTE	3:0:0	2:1:0	3	93d	8x	MB	nd	nd	nd	nd	nd	nd	nd	nd	nd
67132	BWTE	1:1:0	2:0:0	2	93d	8z	MB	nd	nd	nd	nd	0.001	nd	nd	0.001	nd
69910	BWTE	1:1:0	1:1:0	2	94c	8c	BC	nd	nd	nd	nd	tr	nd	nd	tr	nd
64162	GADW	3:1:0	2:2:0	4	93c	8t	SK	nd	nd	nd	nd	0.001	nd	nd	0.001	nd
63032	GADW	I	F	1	93d	8f	AB	nd	nd	nd	nd	nd	nd	nd	nd	nd

Table 4: Continued

(values in mg/kg wet weight)

USOX #	Species	Age I:A:U	Sex F:M:U	N	Year	Mapref	Prov	OCS	Photo-mirex	Mirex	S_Mirex	pp'-DDE	pp'-DDD	pp'-DDT	S_DDT	Dieldrin
64145	GADW	0:10:0	4:6:0	10	93d	8h	AB	nd	nd	nd	nd	0.002	nd	nd	0.002	nd
63251	GADW	A	M	1	93d	8i	AB	nd	nd	nd	nd	tr	nd	nd	tr	nd
69251	GADW	1:8:0	3:6:0	9	93d	8l	AB	nd	nd	nd	nd	nd	nd	nd	nd	nd
64251	GADW	4:6:0	5:5:0	10	93d	8p	SK	nd	nd	nd	nd	nd	nd	nd	nd	nd
63330	GADW	A	M	1	93d	8t	SK	tr	nd	nd	nd	0.001	nd	nd	0.001	nd
65779	GADW	3:2:0	2:3:0	5	93d	8t	SK	nd	nd	nd	nd	tr	nd	nd	tr	nd
40230	MALL	I	M	1	88d	8d	AB	tr	nd	nd	nd	nd	nd	nd	nd	nd
40876	MALL	0:7:0	2:5:0	7	88d	8g	AB	nd	nd	nd	nd	0.003	nd	nd	0.003	0.001
40442	MALL	2:8:0	3:7:0	10	88d	8p	SK	nd	nd	tr	tr	0.004	nd	nd	0.004	tr
40299	MALL	0:10:0	1:9:0	10	88d	8x	MB	nd	nd	nd	nd	0.002	nd	nd	0.002	nd
41769	MALL	0:10:0	2:8:0	10	89d	8g	AB	nd	nd	nd	nd	0.001	nd	nd	0.001	nd
41758	MALL	1:9:0	0:10:0	10	89d	8h	AB	nd	nd	nd	nd	0.006	nd	nd	0.006	nd
43500	MALL	1:2:0	2:1:0	3	89d	8s	SK	nd	nd	nd	nd	tr	nd	nd	tr	nd
43531	MALL	0:10:0	6:4:0	10	89d	8t	SK	nd	nd	nd	nd	tr	nd	nd	tr	nd
64505	MALL	A	F	1	92c	8f	AB	nd	nd	nd	nd	tr	nd	nd	tr	nd
64248	MALL	0:10:0	4:6:0	10	93c	8t	SK	nd	tr	tr	0.001	0.014	nd	nd	0.014	nd
68405	MALL	1:5:0	0:6:0	6	93c	8z	MB	nd	nd	nd	nd	0.004	nd	nd	0.004	nd
67131	MALL	4:4:0	5:3:0	8	93d	8aa	MB	nd	nd	nd	nd	tr	nd	nd	tr	nd
69430	MALL	0:10:0	3:7:0	10	93d	8bb	MB	nd	nd	nd	nd	nd	nd	nd	nd	nd
63140	MALL	3:4:0	3:4:0	7	93d	8d	AB	nd	nd	nd	nd	tr	nd	nd	tr	nd
63047	MALL	1:8:0	6:3:0	9	93d	8f	AB	nd	nd	nd	nd	nd	nd	nd	nd	nd
64667	MALL	0:10:0	7:3:0	10	93d	8g	AB	nd	nd	nd	nd	nd	nd	nd	nd	nd
63952	MALL	0:10:0	6:4:0	10	93d	8h	AB	nd	nd	nd	nd	0.002	nd	nd	0.002	nd
63949	MALL	5:5:0	7:3:0	10	93d	8i	AB	nd	nd	nd	nd	0.001	nd	nd	0.001	nd
69261	MALL	0:10:0	3:7:0	10	93d	8k	AB	nd	nd	nd	nd	0.005	nd	nd	0.005	nd
69428	MALL	0:10:0	4:6:0	10	93d	8l	AB	nd	nd	nd	nd	nd	nd	nd	nd	nd
64161	MALL	0:3:0	2:1:0	3	93d	8m	SK	nd	tr	nd	tr	0.001	nd	nd	0.001	nd
65303	MALL	0:9:0	2:7:0	9	93d	8n	SK	nd	nd	nd	nd	0.004	nd	nd	0.004	nd
64160	MALL	4:4:0	4:4:0	8	93d	8p	SK	nd	nd	nd	nd	0.001	nd	nd	0.001	nd
63331	MALL	A	M	1	93d	8q	SK	nd	nd	nd	nd	0.005	nd	nd	0.005	nd
64247	MALL	0:2:0	0:2:0	2	93d	8q	SK	nd	tr	nd	tr	tr	nd	nd	tr	nd
63352	MALL	A	M	1	93d	8s	SK	nd	nd	nd	nd	tr	nd	nd	tr	nd
69255	MALL	3:0:0	1:2:0	3	93d	8v	SK	nd	nd	nd	nd	nd	nd	nd	nd	nd
64771	MALL	8:2:0	2:8:0	10	93d	8x	MB	nd	nd	nd	nd	0.003	nd	nd	0.003	nd
66976	MALL	6:4:0	6:4:0	10	93d	8z	MB	nd	nd	nd	nd	0.002	nd	nd	0.002	nd
69886	MALL	0:5:0	1:4:0	5	94b	8b	YT	nd	nd	nd	nd	0.005	nd	nd	0.005	nd
63947	NOPI	A	F	1	93d	8aa	MB	nd	nd	nd	nd	nd	nd	nd	nd	nd
64769	NOPI	8:2:0	5:5:0	10	93d	8g	AB	nd	nd	nd	nd	0.006	nd	nd	0.006	nd
63975	NOPI	1:4:0	3:2:0	5	93d	8h	AB	nd	nd	nd	nd	0.001	nd	nd	0.001	nd
63720	NOPI	A	F	1	93d	8k	AB	nd	nd	nd	nd	0.001	nd	nd	0.001	nd
69429	NOPI	2:8:0	6:4:0	10	93d	8l	AB	nd	nd	nd	nd	0.001	nd	nd	0.001	nd
63332	NOPI	A	M	1	93d	8q	SK	nd	nd	nd	nd	0.002	nd	nd	0.002	nd
63205	NOPI	1:9:0	4:6:0	10	93d	8w	MB	nd	nd	nd	nd	0.006	nd	nd	0.006	nd
64976	NOPI	8:0:0	7:1:0	8	93d	8x	MB	nd	nd	nd	nd	0.001	nd	nd	0.001	nd
65495	NOPI	A	F	1	94b	8b	YT	nd	nd	nd	nd	0.005	nd	nd	0.005	nd
68421	NOPI	A	F	1	94c	8c	BC	nd	nd	nd	nd	tr	nd	nd	tr	nd

Table 4: Continued

(values in mg/kg wet weight)

USOX #	Species	Age I:A:U	Sex F:M:U	N	Year	Mapref	Prov	OCS	Photo-mirex	Mirex	S_Mirex	pp'-DDE	pp'-DDD	pp'-DDT	S_DDT	Dieldrin
66805	NSHO	4:2:0	4:2:0	6	93d	8aa	MB	nd	nd	nd	nd	0.003	nd	tr	0.003	nd
65803	NSHO	2:0:0	2:0:0	2	93d	8d	AB	nd	nd	nd	nd	tr	nd	nd	tr	nd
63974	NSHO	2:3:0	4:1:0	5	93d	8h	AB	nd	nd	nd	nd	tr	nd	nd	tr	nd
64745	NSHO	10:0:0	5:5:0	10	93d	8x	MB	nd	nd	nd	nd	0.235	nd	nd	0.235	nd
Prairies - Bay Ducks																
70159	CANV	10:0:0	3:7:0	10	92c	8f	AB	nd	nd	nd	nd	nd	nd	nd	nd	nd
43542	LESC	3:5:2	4:6:0	10	89d	8p	SK	nd	nd	nd	nd	0.002	nd	nd	0.002	0.004
69236	LESC	2:0:0	1:1:0	2	93d	8cc	MB	nd	nd	nd	nd	nd	nd	nd	nd	nd
63046	LESC	I	F	1	93d	8f	AB	nd	nd	nd	nd	nd	nd	nd	nd	nd
63267	LESC	I	F	1	93d	8h	AB	nd	nd	nd	nd	tr	nd	nd	tr	nd
63324	LESC	A	M	1	93d	8o	SK	nd	nd	nd	nd	0.002	nd	nd	0.002	nd
64159	LESC	0:10:0	5:5:0	10	93d	8p	SK	nd	nd	nd	nd	0.002	nd	nd	0.002	nd
63349	LESC	A	M	1	93d	8q	SK	nd	nd	nd	nd	0.006	nd	nd	0.006	nd
64790	LESC	2:8:0	1:9:0	10	93d	8x	MB	nd	tr	0.001	0.002	0.015	nd	nd	0.015	nd
67134	LESC	5:4:0	4:5:0	9	93d	8z	MB	nd	nd	nd	nd	tr	nd	nd	tr	nd
69566	LESC	I	M	1	94d	8a	YT	nd	nd	nd	nd	nd	nd	nd	nd	nd
63678	REDH	3:2:0	3:2:0	5	93d	8bb	MB	nd	nd	nd	nd	nd	nd	nd	nd	nd
69249	REDH	0:3:0	3:0:0	3	93d	8l	AB	nd	nd	nd	nd	nd	nd	nd	nd	nd
67292	REDH	0:10:0	3:7:0	10	93d	8y	MB	tr	nd	nd	nd	0.002	nd	nd	0.002	nd
68161	RNDU	6:2:0	3:5:0	8	93d	8cc	MB	nd	nd	nd	nd	tr	nd	nd	tr	nd
63045	RNDU	I	F	1	93d	8f	AB	nd	nd	nd	nd	nd	nd	nd	nd	nd
69554	RNDU	A	F	1	94b	8b	YT	nd	nd	nd	nd	0.007	nd	nd	0.007	nd
Prairies - Sea Ducks																
63325	BUFF	A	F	1	93d	8o	SK	nd	nd	nd	nd	0.002	nd	nd	0.002	nd
69170	BUFF	2:0:0	1:1:0	2	93d	8z	MB	nd	nd	nd	nd	0.005	nd	nd	0.005	nd
69601	BUFF	0:2:0	2:0:0	2	94b	8b	YT	nd	nd	nd	nd	0.003	nd	nd	0.003	nd
69805	BUFF	0:3:0	1:2:0	3	94b	8b	YT	nd	nd	nd	nd	0.016	nd	nd	0.016	nd
43491	COGO	5:1:0	2:4:0	6	89d	8p	SK	nd	nd	nd	nd	0.004	nd	nd	0.004	0.001
43496	COGO	4:0:0	2:2:0	4	89d	8p	SK	nd	nd	tr	tr	0.005	nd	nd	0.005	tr
63048	COGO	4:1:0	2:3:0	5	93d	8f	AB	nd	nd	nd	nd	0.001	nd	nd	0.001	nd
69892	COGO	1:4:0	0:5:0	5	94b	8b	YT	nd	nd	nd	nd	0.013	nd	nd	0.013	tr
69565	SUSC	I	F	1	94d	8a	YT	nd	nd	nd	nd	nd	nd	nd	nd	nd
69564	WWSC	I	F	1	94d	8a	YT	nd	nd	nd	nd	nd	nd	nd	nd	nd
Pacific - Terrestrial Browsers																
69891	PTAR	0:6:0	2:4:0	6	94d	9b	YT	nd	nd	nd	nd	nd	nd	nd	nd	nd
69246	ROPT	0:3:0	1:2:0	3	94b	9a	YT	nd	nd	nd	nd	nd	nd	nd	nd	nd
65543	RUGR	A	M	1	94b	9a	YT	nd	nd	nd	nd	nd	nd	nd	nd	nd
68850	RUGR	A	M	1	94d	9b	YT	nd	nd	nd	nd	nd	nd	nd	nd	nd
69247	SPGR	0:4:0	1:3:0	4	94b	9a	YT	nd	nd	nd	nd	nd	nd	nd	nd	nd

Table 4: Continued

(values in mg/kg wet weight)

USOX #	Species	Age I:A:U	Sex F:M:U	N	Year	Mapref	Prov	OCS	Photo-mirex	Mirex	S Mirex	pp'-DDE	pp'-DDD	pp'-DDT	S DDT	Dieldrin
66034	SPGR	0:3:0	2:1:0	3	94b	9b	YT	nd	nd	nd	nd	nd	nd	nd	nd	nd
69078	SPGR	0:5:0	3:2:0	5	94b	9b	YT	nd	nd	nd	nd	nd	nd	nd	nd	0.005
68849	SPGR	0:4:0	2:2:0	4	94d	9b	YT	nd	nd	nd	nd	nd	nd	nd	nd	nd
69238	WIPT	0:2:0	1:1:0	2	94b	9a	YT	nd	nd	nd	nd	nd	nd	nd	nd	nd
69602	WIPT	0:2:0	0:2:0	2	94b	9b	YT	nd	nd	nd	nd	nd	nd	nd	nd	nd
69603	WIPT	0:3:0	2:1:0	3	94c	9b	YT	nd	nd	nd	nd	nd	nd	nd	nd	nd
Pacific - Geese & Swans																
70336	BLBR	0:6:0	2:4:0	6	95a	9j	BC	nd	nd	nd	nd	0.002	nd	nd	0.002	nd
43846	CAGO	0:4:0	2:2:0	4	90a	9j	BC	nd	nd	nd	nd	0.003	tr	nd	0.003	0.001
66044	CAGO	0:2:0	1:1:0	2	94b	9b	YT	nd	nd	nd	nd	0.002	nd	nd	0.002	nd
70333	CAGO	0:5:0	3:2:0	5	94d	9j	BC	nd	nd	nd	nd	0.003	0.001	0.005	0.010	0.002
70229	CAGO	A	M	1	94d	9k	BC	nd	nd	nd	nd	nd	nd	nd	nd	nd
68965	CAGO	0:5:0	2:3:0	5	94d	9l	BC	nd	nd	nd	nd	0.002	nd	nd	0.002	nd
Pacific - Dabbling Ducks																
43479	AGWT	I	M	1	89d	9j	BC	nd	nd	nd	nd	0.005	nd	nd	0.005	tr
69456	AGWT	0:7:0	2:5:0	7	92b	9b	YT	nd	nd	0.001	0.001	0.249	0.002	nd	0.251	tr
66008	AGWT	A	M	1	93b	9b	YT	nd	nd	nd	nd	0.067	0.001	nd	0.069	tr
65306	AGWT	0:2:0	0:2:0	2	94b	9b	YT	nd	nd	nd	nd	0.010	nd	nd	0.010	nd
69878	AGWT	0:2:0	2:0:0	2	94b	9b	YT	nd	nd	nd	nd	0.041	nd	nd	0.041	nd
69879	AGWT	4:0:0	1:3:0	4	94b	9b	YT	nd	nd	tr	tr	0.137	0.002	nd	0.139	0.003
68492	AGWT	0:10:0	2:8:0	10	94d	9e	BC	nd	nd	nd	nd	0.002	nd	nd	0.002	nd
68652	AGWT	0:2:0	1:1:0	2	94d	9f	BC	nd	nd	nd	nd	0.002	nd	nd	0.002	nd
68676	AGWT	3:5:0	5:3:0	8	94d	9g	BC	nd	nd	nd	nd	0.003	nd	nd	0.003	nd
68691	AGWT	0:2:0	2:0:0	2	94d	9g	BC	nd	nd	nd	nd	0.002	nd	nd	0.002	nd
69144	AGWT	0:10:0	5:5:0	10	94d	9h	BC	nd	nd	nd	nd	0.002	nd	nd	0.002	nd
69165	AGWT	3:6:0	6:3:0	9	94d	9i	BC	nd	nd	nd	nd	0.001	tr	nd	0.002	nd
70259	AGWT	0:2:0	1:1:0	2	94d	9i	BC	nd	nd	nd	nd	0.002	nd	nd	0.002	nd
68941	AGWT	A	F	1	94d	9j	BC	nd	nd	nd	nd	0.003	nd	nd	0.003	nd
68942	AGWT	2:6:0	4:4:0	8	94d	9j	BC	nd	nd	nd	nd	0.002	nd	nd	0.002	nd
70255	AGWT	1:3:0	4:0:0	4	94d	9j	BC	nd	nd	nd	nd	0.002	nd	nd	0.002	nd
68439	AGWT	2:8:0	7:3:0	10	94d	9k	BC	nd	nd	nd	nd	0.003	nd	nd	0.003	nd
68797	AGWT	1:4:0	3:2:0	5	94d	9m	BC	nd	nd	nd	nd	0.001	nd	nd	0.001	nd
43478	AMWI	0:2:0	1:1:0	2	89d	9j	BC	nd	nd	nd	nd	0.001	nd	nd	0.001	tr
69880	AMWI	0:2:0	0:2:0	2	94b	9b	YT	nd	nd	nd	nd	0.005	nd	nd	0.005	nd
69881	AMWI	0:4:0	1:3:0	4	94b	9b	YT	nd	nd	nd	nd	0.012	nd	nd	0.012	tr
68481	AMWI	2:4:0	3:3:0	6	94d	9e	BC	nd	nd	nd	nd	tr	nd	nd	tr	nd
68649	AMWI	5:5:0	5:5:0	10	94d	9f	BC	nd	nd	nd	nd	nd	nd	nd	nd	nd
68688	AMWI	0:2:0	2:0:0	2	94d	9g	BC	nd	nd	nd	nd	nd	nd	nd	nd	nd
70337	AMWI	1:1:0	0:2:0	2	94d	9g	BC	nd	nd	nd	nd	nd	nd	nd	nd	nd
70316	AMWI	2:4:0	4:2:0	6	94d	9h	BC	nd	nd	nd	nd	nd	nd	0.006	0.006	nd
70328	AMWI	1:1:0	2:0:0	2	94d	9i	BC	nd	nd	nd	nd	nd	nd	nd	nd	nd
70300	AMWI	0:10:0	3:7:0	10	94d	9j	BC	nd	nd	nd	nd	0.001	tr	tr	0.003	nd

Table 4: Continued

(values in mg/kg wet weight)

USOX #	Species	Age I:A:U	Sex F:M:U	N	Year	Mapref	Prov	OCS	Photo-mirex	Mirex	S_Mirex	pp'-DDE	pp'-DDD	pp'-DDT	S_DDT	Dieldrin
68433	AMWI	4:6:0	5:5:0	10	94d	9k	BC	nd	nd	nd	nd	nd	0.001	nd	0.001	nd
70338	AMWI	0:2:0	1:1:0	2	94d	9k	BC	nd	nd	nd	nd	nd	nd	tr	tr	nd
68796	AMWI	0:5:0	3:2:0	5	94d	9m	BC	nd	nd	nd	nd	nd	nd	nd	nd	nd
70340	AMWI	0:2:0	2:0:0	2	95a	9h	BC	nd	nd	nd	nd	nd	nd	nd	nd	nd
70329	AMWI	0:3:0	0:3:0	3	95a	9i	BC	nd	nd	nd	nd	0.002	nd	0.002	0.003	nd
68503	BWTE	9:1:0	6:4:0	10	94d	9e	BC	nd	nd	nd	nd	nd	nd	nd	nd	nd
68651	BWTE	3:3:0	5:1:0	6	94d	9f	BC	nd	nd	nd	nd	tr	nd	nd	tr	nd
68692	BWTE	A	F	1	94d	9g	BC	nd	nd	nd	nd	nd	nd	nd	nd	nd
68457	BWTE	4:0:0	0:4:0	4	94d	9k	BC	nd	nd	nd	nd	nd	nd	nd	nd	nd
70332	BWTE	0:2:0	2:0:0	2	94d	9k	BC	nd	nd	nd	nd	0.003	nd	0.002	0.004	nd
68685	GADW	I	M	1	94d	9g	BC	nd	nd	nd	nd	nd	nd	nd	nd	nd
70254	GADW	0:2:0	2:0:0	2	94d	9j	BC	nd	nd	nd	nd	0.006	0.001	nd	0.007	nd
68415	GADW	4:5:0	5:4:0	9	94d	9k	BC	nd	nd	nd	nd	nd	nd	nd	nd	nd
70231	GADW	I	M	1	94d	9k	BC	nd	nd	nd	nd	nd	nd	nd	nd	nd
70339	GADW	2:0:0	2:0:0	2	94d	9l	BC	nd	nd	nd	nd	0.002	nd	nd	0.002	nd
70290	GADW	1:1:0	0:2:0	2	94d	9m	BC	nd	nd	nd	nd	tr	nd	nd	tr	nd
43276	MALL	0:8:0	2:6:0	8	88b	9b	YT	nd	nd	tr	tr	0.012	tr	nd	0.013	0.006
40427	MALL	4:4:0	7:1:0	8	88d	9b	YT	nd	nd	nd	nd	0.001	nd	nd	0.001	nd
40339	MALL	0:10:0	3:7:0	10	88d	9i	BC	nd	nd	nd	nd	0.005	0.002	0.001	0.008	tr
40324	MALL	0:8:0	3:5:0	8	88d	9j	BC	nd	nd	nd	nd	0.008	tr	tr	0.009	tr
40808	MALL	0:7:0	4:3:0	7	88d	9k	BC	nd	nd	nd	nd	0.006	tr	nd	0.006	tr
43277	MALL	0:6:0	2:4:0	6	88d	9m	BC	nd	nd	nd	nd	0.003	tr	nd	0.003	tr
43444	MALL	0:6:0	3:3:0	6	89d	9l	BC	nd	nd	nd	nd	0.013	nd	nd	0.013	tr
69373	MALL	0:2:0	0:2:0	2	94b	9a	YT	nd	nd	nd	nd	0.640	0.010	tr	0.650	0.002
65998	MALL	0:7:0	1:6:0	7	94b	9b	YT	nd	nd	nd	nd	0.005	nd	nd	0.005	nd
66041	MALL	0:4:0	1:3:0	4	94b	9b	YT	nd	nd	nd	nd	0.016	0.005	0.002	0.023	tr
65317	MALL	A	M	1	94b	9c	YT	nd	nd	nd	nd	0.105	0.039	0.006	0.150	tr
69604	MALL	0:2:0	0:2:0	2	94b	9c	YT	nd	nd	nd	nd	0.002	nd	nd	0.002	nd
69580	MALL	0:8:0	4:4:0	8	94d	9d	BC	nd	nd	nd	nd	0.002	nd	nd	0.002	nd
68468	MALL	5:5:0	4:6:0	10	94d	9e	BC	nd	nd	nd	nd	tr	nd	nd	tr	nd
68616	MALL	6:4:0	6:4:0	10	94d	9f	BC	nd	nd	nd	nd	nd	nd	nd	nd	nd
68680	MALL	1:9:0	4:5:1	10	94d	9g	BC	nd	nd	nd	nd	0.001	nd	nd	0.001	nd
69133	MALL	1:9:0	6:4:0	10	94d	9h	BC	nd	nd	nd	nd	0.003	nd	nd	0.003	nd
69582	MALL	0:7:0	4:3:0	7	94d	9i	BC	nd	nd	nd	nd	0.002	nd	0.003	0.005	nd
68948	MALL	0:5:0	4:1:0	5	94d	9j	BC	nd	nd	nd	nd	0.012	nd	nd	0.012	nd
70157	MALL	0:10:0	5:5:0	10	94d	9j	BC	nd	nd	nd	nd	0.001	nd	nd	0.001	nd
68450	MALL	0:10:0	3:7:0	10	94d	9k	BC	nd	nd	nd	nd	tr	nd	nd	tr	nd
68871	MALL	0:8:0	3:5:0	8	94d	9k	BC	nd	nd	nd	nd	tr	nd	nd	tr	nd
70262	MALL	0:2:0	0:2:0	2	94d	9k	BC	nd	nd	nd	nd	nd	nd	nd	nd	nd
68959	MALL	1:9:0	4:6:0	10	94d	9l	BC	nd	nd	nd	nd	0.020	0.001	nd	0.021	nd
68795	MALL	2:3:0	4:1:0	5	94d	9m	BC	nd	nd	nd	nd	0.004	nd	nd	0.004	nd
70135	MALL	A	F	1	95a	9i	BC	nd	nd	nd	nd	nd	nd	nd	nd	0.003
41859	NOPI	a 1:11:0	2:10:0	12	88b	9b	YT	nd	nd	nd	nd	0.035	0.002	nd	0.037	tr
43471	NOPI	1:2:0	2:1:0	3	89d	9j	BC	nd	nd	nd	nd	0.009	tr	nd	0.010	tr
69262	NOPI	0:2:0	1:1:0	2	94b	9a	YT	nd	nd	nd	nd	0.041	0.001	nd	0.042	nd
69708	NOPI	0:2:0	1:1:0	2	94b	9b	YT	nd	nd	nd	nd	0.002	nd	nd	0.002	tr

Table 4: Continued

(values in mg/kg wet weight)

USOX #	Species	Age I:A:U	Sex F:M:U	N	Year	Mapref	Prov	OCS	Photo-mirex	Mirex	S_Mirex	pp'-DDE	pp'-DDD	pp'-DDT	S_DDT	Dieldrin
68653	NOPI	0:6:0	3:3:0	6	94d	9f	BC	nd	nd	nd	nd	0.002	nd	nd	0.002	nd
70267	NOPI	3:4:0	2:5:0	7	94d	9h	BC	nd	nd	nd	nd	0.002	nd	nd	0.002	nd
70136	NOPI	A	F	1	94d	9i	BC	nd	nd	nd	nd	nd	nd	nd	nd	nd
70158	NOPI	0:10:0	7:3:0	10	94d	9i	BC	nd	nd	nd	nd	0.001	0.001	tr	0.003	nd
70296	NOPI	1:5:0	5:1:0	6	94d	9j	BC	nd	nd	nd	nd	0.005	tr	nd	0.005	nd
68422	NOPI	0:5:0	1:4:0	5	94d	9k	BC	nd	nd	nd	nd	0.024	nd	nd	0.024	nd
70244	NOPI	A	F	1	94d	9k	BC	nd	nd	nd	nd	0.009	nd	nd	0.009	nd
43475	NSHO	2:1:0	2:1:0	3	89d	9j	BC	nd	nd	nd	nd	0.002	nd	nd	0.002	0.002
69372	NSHO	0:3:0	1:2:0	3	94b	9a	YT	0.002	nd	nd	nd	0.505	0.002	nd	0.507	0.001
68650	NSHO	0:8:0	4:4:0	8	94d	9f	BC	nd	nd	nd	nd	0.012	nd	nd	0.012	nd
70260	NSHO	4:0:0	1:3:0	4	94d	9j	BC	nd	nd	nd	nd	0.019	0.005	tr	0.025	nd
68885	NSHO	0:6:0	3:3:0	6	94d	9k	BC	nd	nd	nd	nd	0.008	nd	nd	0.008	0.003
70291	NSHO	1:2:0	1:2:0	3	94d	9k	BC	nd	nd	nd	nd	0.012	nd	nd	0.012	nd
70217	NSHO	I	M	1	94d	9m	BC	nd	nd	nd	nd	0.002	nd	nd	0.002	nd
Pacific - Bay Ducks																
40418	GRSC	I	F	1	88d	9i	BC	nd	nd	nd	nd	0.002	nd	nd	0.002	tr
69155	GRSC	1:1:0	1:1:0	2	95a	9i	BC	nd	nd	nd	nd	0.002	nd	nd	0.002	nd
70342	GRSC	1:4:0	0:5:0	5	95a	9j	BC	nd	nd	nd	nd	0.079	0.001	0.001	0.081	0.001
40417	LESC a	I	F	1	88d	9b	YT	nd	nd	nd	nd	0.091	tr	nd	0.092	nd
43437	LESC	2:0:0	2:0:0	2	89d	9l	BC	nd	nd	nd	nd	0.005	nd	nd	0.005	tr
45979	LESC	0:10:0	1:9:0	10	90b	9b	YT	tr	nd	tr	tr	0.058	0.001	tr	0.061	tr
66038	LESC	0:5:0	5:0:0	5	94b	9b	YT	nd	nd	nd	nd	0.047	nd	nd	0.047	tr
70214	LESC	A	F	1	94d	9g	BC	nd	nd	nd	nd	0.001	nd	nd	0.001	nd
70239	LESC	A	F	1	94d	9k	BC	nd	nd	nd	nd	0.002	nd	nd	0.002	nd
66028	RNDU	A	F	1	94b	9b	YT	nd	nd	nd	nd	0.096	nd	nd	0.096	nd
68473	RNDU	1:1:0	1:1:0	2	94d	9e	BC	nd	nd	nd	nd	tr	nd	nd	tr	nd
68693	RNDU	I	M	1	94d	9f	BC	nd	nd	nd	nd	0.001	nd	nd	0.001	nd
68667	RNDU	2:0:0	0:2:0	2	94d	9g	BC	nd	nd	nd	nd	nd	nd	nd	nd	nd
68684	RNDU	0:2:0	2:0:0	2	94d	9g	BC	nd	nd	nd	nd	nd	nd	nd	nd	nd
70292	RNDU	1:1:0	2:0:0	2	94d	9k	BC	nd	nd	nd	nd	0.001	nd	nd	0.001	nd
Pacific - Sea Ducks																
66025	BAGO	0:3:0	1:2:0	3	94b	9b	YT	nd	nd	nd	nd	0.005	nd	nd	0.005	nd
65315	BAGO	0:4:0	2:2:0	4	94b	9c	YT	nd	nd	nd	nd	0.006	nd	nd	0.006	nd
70261	BAGO	0:3:0	3:0:0	3	94d	9d	BC	nd	nd	nd	nd	0.002	nd	nd	0.002	tr
68664	BAGO	0:3:0	3:0:0	3	94d	9g	BC	nd	nd	nd	nd	0.002	nd	nd	0.002	nd
70294	BAGO	0:3:0	1:2:0	3	94d	9h	BC	nd	nd	nd	nd	0.004	nd	nd	0.004	nd
70334	BAGO	0:2:0	1:1:0	2	95a	9h	BC	nd	nd	nd	nd	0.004	nd	nd	0.004	tr
70293	BAGO	0:3:0	2:1:0	3	95a	9i	BC	nd	nd	nd	nd	0.007	nd	nd	0.007	nd
70341	BAGO	0:2:0	0:2:0	2	95a	9j	BC	nd	nd	nd	nd	0.015	nd	nd	0.015	nd
65310	BUFF	0:3:0	2:1:0	3	94b	9c	YT	nd	nd	nd	nd	0.004	nd	nd	0.004	nd
69600	BUFF	0:3:0	2:1:0	3	94b	9c	YT	nd	nd	nd	nd	0.004	nd	nd	0.004	nd
70069	BUFF	4:4:0	3:5:0	8	94d	9d	BC	nd	nd	nd	nd	0.003	nd	nd	0.003	tr

Table 4: Continued

(values in mg/kg wet weight)

USOX #	Species	Age I:A:U	Sex F:M:U	N	Year	Mapref	Prov	OCS	Photo-mirex	Mirex	S_Mirex	pp'-DDE	pp'-DDD	pp'-DDT	S_DDT	Dieldrin
68519	BUFF	2:6:0	6:2:0	8	94d	9e	BC	nd	nd	nd	nd	0.001	nd	nd	0.001	nd
68660	BUFF	0:6:0	3:3:0	6	94d	9g	BC	nd	nd	nd	nd	0.002	nd	nd	0.002	nd
70213	BUFF	I	M	1	94d	9g	BC	tr	nd	nd	nd	0.002	nd	nd	0.002	nd
71065	BUFF	2:5:0	7:0:0	7	94d	9h	BC	nd	nd	nd	nd	0.006	nd	nd	0.006	nd
70326	BUFF	0:4:0	1:3:0	4	94d	9i	BC	nd	nd	nd	nd	0.001	nd	0.003	0.005	nd
63049	BUFF	0:3:0	2:1:0	3	94d	9j	BC	nd	nd	nd	nd	0.049	nd	0.002	0.051	nd
68525	BUFF	A	M	1	94d	9k	BC	nd	nd	nd	nd	0.001	nd	nd	0.001	tr
70327	BUFF	1:4:0	1:4:0	5	94d	9k	BC	nd	nd	nd	nd	0.005	nd	nd	0.005	nd
70330	BUFF	1:1:0	0:2:0	2	94d	9k	BC	nd	nd	nd	nd	0.006	nd	nd	0.006	nd
70331	BUFF	1:1:0	1:1:0	2	94d	9i	BC	nd	nd	nd	nd	0.007	nd	tr	0.008	nd
70303	BUFF	0:3:0	0:3:0	3	95a	9i	BC	nd	nd	nd	nd	0.001	nd	nd	0.001	nd
70335	BUFF	0:3:0	0:3:0	3	95a	9j	BC	nd	nd	nd	nd	0.013	nd	nd	0.013	nd
41747	COGO	1:0:5	3:3:0	6	89d	9b	YT	tr	nd	nd	nd	0.004	nd	nd	0.004	nd
43434	COGO	3:1:0	2:2:0	4	89d	9i	BC	nd	nd	nd	nd	0.032	nd	nd	0.032	0.006
65316	COGO	A	F	1	94b	9c	YT	nd	nd	nd	nd	0.006	nd	nd	0.006	tr
70253	COGO	3:3:0	3:3:0	6	94d	9d	BC	nd	nd	nd	nd	0.005	nd	nd	0.005	tr
68510	COGO	2:3:0	3:2:0	5	94d	9e	BC	nd	nd	nd	nd	tr	nd	nd	tr	nd
68523	COGO	3:0:0	1:2:0	3	94d	9k	BC	nd	nd	nd	nd	0.001	nd	nd	0.001	nd
70230	COGO	A	M	1	94d	9k	BC	nd	nd	nd	nd	0.005	nd	nd	0.005	nd
69809	OLDS	1:2:0	1:2:0	3	94d	9c	YT	tr	nd	nd	nd	0.002	nd	0.002	0.003	0.004
43463	SUSC	0:10:0	3:7:0	10	89d	9j	BC	nd	nd	tr	tr	0.006	tr	nd	0.006	tr
43501	SUSC	0:3:0	1:2:0	3	89d	9j	BC	nd	nd	tr	tr	0.004	nd	nd	0.004	nd
45988	SUSC	0:4:0	1:3:0	4	90b	9b	YT	tr	nd	tr	tr	0.125	tr	tr	0.127	nd
46015	WWSC a	1:5:0	0:6:0	6	90b	9b	YT	tr	nd	nd	nd	0.007	nd	nd	0.007	nd
Pacific - Mergansers																
68799	HOME	0:3:0	2:1:0	3	94d	9m	BC	nd	nd	nd	nd	0.008	nd	nd	0.008	nd
70134	HOME	A	M	1	95a	9i	BC	nd	nd	nd	nd	0.078	nd	nd	0.078	nd
Eastern Arctic - Terrestrial Browsers																
52147	ROPT	A	F	1	91c	10o	PQ	nd	nd	nd	nd	tr	nd	nd	tr	tr
52145	ROPT	1:2:0	1:2:0	3	91d	10o	PQ	nd	nd	nd	nd	nd	nd	nd	nd	nd
55517	ROPT	0:4:0	2:2:0	4	92b	10i	PQ	nd	nd	nd	nd	nd	nd	nd	nd	nd
64154	ROPT	0:5:0	3:2:0	5	93b	10d	NT	nd	nd	nd	nd	nd	nd	nd	nd	nd
63539	ROPT	0:10:0	4:6:0	10	93d	10a	NT	nd	nd	nd	nd	nd	nd	nd	nd	nd
64484	ROPT	0:9:0	5:4:0	9	94a	10k	NT	nd	nd	nd	nd	nd	nd	nd	nd	nd
52146	WIPT	I	M	1	91c	10o	PQ	nd	nd	nd	nd	tr	nd	nd	tr	nd
56233	WIPT	A	M	1	92d	10i	PQ	nd	nd	nd	nd	nd	nd	nd	nd	nd
60489	WIPT	0:5:0	3:2:0	5	93b	10d	NT	nd	nd	nd	nd	tr	nd	nd	tr	nd

Table 4: Continued

(values in mg/kg wet weight)

USOX #	Species	Age I:A:U	Sex F:M:U	N	Year	Mapref	Prov	OCS	Photo-mirex	Mirex	S_Mirex	pp'-DDE	pp'-DDD	pp'-DDT	S_DDT	Dieldrin
Eastern Arctic - Geese & Swans																
44153	CAGO	0:13:0	6:7:0	13	89c	10m	PQ	nd	nd	nd	nd	0.002	nd	nd	0.002	tr
46654	CAGO	9:0:1	9:1:0	10	90b	10k	NT	nd	nd	nd	nd	tr	nd	nd	tr	nd
49246	CAGO	0:2:0	1:1:0	2	91b	10e	NT	tr	nd	nd	nd	0.001	nd	nd	0.001	tr
51805	CAGO	I	M	1	91c	10i	PQ	nd	nd	nd	nd	tr	nd	nd	tr	nd
50258	CAGO	1:4:0	4:1:0	5	91c	10o	PQ	nd	nd	nd	nd	0.004	tr	nd	0.005	tr
51978	CAGO	2:0:0	0:2:0	2	91d	10j	PQ	nd	nd	nd	nd	tr	nd	nd	tr	tr
51979	CAGO	0:2:0	2:0:0	2	91d	10j	PQ	nd	nd	nd	nd	nd	nd	nd	nd	nd
55497	CAGO	A	F	1	92b	10i	PQ	nd	nd	tr	tr	0.001	nd	nd	0.001	tr
55554	CAGO	0:8:0	2:6:0	8	92b	10p	LB	nd	nd	nd	nd	0.003	0.002	nd	0.005	0.001
55671	CAGO	0:3:0	3:0:0	3	92c	10l	PQ	nd	nd	nd	nd	0.001	tr	nd	0.002	tr
56200	CAGO	0:6:0	4:2:0	6	92d	10i	PQ	nd	nd	nd	nd	tr	nd	nd	tr	nd
56193	CAGO	A	M	1	92d	10n	PQ	nd	nd	nd	nd	tr	nd	nd	tr	nd
69056	CAGO	1:5:0	4:2:0	6	93b	10c	NT	nd	nd	nd	nd	0.020	0.010	tr	0.030	0.002
60490	CAGO	0:10:0	3:7:0	10	93b	10d	NT	nd	nd	nd	nd	0.001	nd	nd	0.001	tr
69077	CAGO	0:7:0	4:3:0	7	93b	10e	NT	nd	nd	nd	nd	0.003	nd	nd	0.003	nd
64510	CAGO	I	F	1	93d	10p	LB	nd	nd	nd	nd	nd	nd	nd	nd	nd
56632	GSGO	0:10:0	9:1:0	10	92c	10b	NT	nd	nd	nd	nd	0.005	tr	nd	0.005	nd
57008	GSGO	8:0:0	3:5:0	8	92c	10b	NT	nd	nd	nd	nd	tr	nd	nd	tr	nd
43107	LSGO	0:4:0	4:0:0	4	89b	10e	NT	nd	nd	nd	nd	tr	nd	nd	tr	0.001
43108	LSGO	0:6:0	0:6:0	6	89b	10e	NT	nd	nd	tr	tr	0.001	nd	nd	0.001	0.001
49331	LSGO	I	F	1	91b	10e	NT	nd	nd	nd	nd	0.002	tr	nd	0.003	tr
49332	LSGO	0:7:0	0:7:0	7	91b	10e	NT	nd	nd	nd	nd	0.001	nd	nd	0.001	0.001
49333	LSGO	0:7:0	7:0:0	7	91b	10e	NT	nd	nd	nd	nd	tr	nd	nd	tr	0.001
51795	LSGO	0:4:0	1:3:0	4	91b	10i	PQ	nd	nd	tr	tr	tr	nd	nd	tr	tr
51798	LSGO	1:1:0	1:1:0	2	91d	10j	PQ	nd	nd	nd	nd	0.001	nd	nd	0.001	nd
55334	LSGO	0:5:0	4:1:0	5	92b	10i	PQ	nd	nd	nd	nd	0.002	tr	tr	0.003	0.002
55339	LSGO	0:4:0	2:2:0	4	92b	10n	PQ	nd	nd	nd	tr	0.005	nd	0.002	0.007	0.003
55673	LSGO	A	M	1	92c	10l	PQ	nd	nd	nd	nd	0.004	nd	nd	0.004	0.001
55672	LSGO	A	M	1	92c	10n	PQ	nd	nd	tr	tr	0.004	0.004	tr	0.008	0.001
56073	LSGO	1:8:0	3:6:0	9	92d	10i	PQ	nd	nd	nd	nd	0.005	tr	tr	0.006	nd
64533	LSGO	0:10:0	5:5:0	10	93b	10c	NT	nd	nd	nd	nd	0.005	nd	nd	0.005	0.001
69049	LSGO	0:10:0	6:4:0	10	93b	10e	NT	nd	nd	nd	nd	0.001	nd	nd	0.001	0.002
60926	LSGO	0:10:0	7:3:0	10	93b	10g	NT	nd	nd	nd	nd	0.002	nd	nd	0.002	0.003
Eastern Arctic - Dabbling Ducks																
44194	ABDU	0:9:0	4:5:0	9	89c	10m	PQ	nd	nd	tr	tr	0.042	tr	nd	0.043	nd
44163	AGWT	0:5:0	4:1:0	5	89c	10m	PQ	nd	nd	tr	tr	0.002	nd	nd	0.002	tr
44238	NOPI	0:6:0	4:2:0	6	89c	10m	PQ	nd	nd	nd	nd	0.001	nd	nd	0.001	tr

Table 4: Continued

(values in mg/kg wet weight)

USOX #	Species	Age I:A:U	Sex F:M:U	N	Year	Mapref	Prov	OCS	Photo-mirex	Mirex	S_Mirex	pp'-DDE	pp'-DDD	pp'-DDT	S_DDT	Dieldrin
Eastern Arctic - Bay Ducks																
44249	RNDU	A	M	1	89c	10m	PQ	nd	nd	nd	nd	0.010	nd	nd	0.010	nd
Eastern Arctic - Sea Ducks																
44135	BLSC	0:8:0	8:0:0	8	89c	10m	PQ	tr	nd	0.002	0.002	0.031	tr	nd	0.032	0.001
51769	BLSC	0:5:0	5:0:0	5	91d	10j	PQ	tr	nd	nd	nd	tr	nd	nd	tr	tr
55743	BLSC	0:2:0	0:2:0	2	92u	10l	PQ	tr	0.004	0.001	0.005	0.066	0.001	0.002	0.069	tr
40634	COEI	0:2:0	2:0:0	2	88d	10k	NT	tr	tr	0.001	0.002	0.017	nd	nd	0.017	0.004
40870	COEI	0:5:0	0:5:0	5	88d	10k	NT	tr	tr	tr	tr	0.005	nd	nd	0.005	0.001
40871	COEI	5:0:0	1:4:0	5	88d	10k	NT	tr	nd	nd	nd	0.003	nd	nd	0.003	0.002
43279	COEI	5:0:0	3:2:0	5	90a	10h	NT	tr	nd	nd	nd	0.001	nd	nd	0.001	tr
43280	COEI	0:3:0	3:0:0	3	90a	10h	NT	tr	nd	nd	nd	0.003	nd	nd	0.003	0.002
51789	COEI	0:3:0	1:2:0	3	91c	10i	PQ	tr	nd	tr	tr	0.005	tr	0.001	0.006	tr
50172	COEI	0:6:0	5:1:0	6	91c	10o	PQ	tr	tr	tr	tr	0.006	tr	0.003	0.009	tr
51783	COEI	0:3:0	3:0:0	3	91d	10j	PQ	nd	nd	nd	nd	tr	nd	nd	tr	tr
59720	COEI	0:10:0	3:7:0	10	93b	10a	NT	nd	nd	nd	nd	0.011	nd	nd	0.011	0.001
69106	COEI	0:10:0	6:4:0	10	93b	10e	NT	nd	nd	nd	nd	0.003	nd	nd	0.003	0.001
69095	COEI	0:10:0	6:4:0	10	93b	10f	NT	nd	tr	0.001	0.002	0.006	nd	nd	0.006	0.001
61403	COEI	0:10:0	2:8:0	10	93b	10g	NT	nd	nd	nd	nd	0.009	nd	nd	0.009	0.001
64522	COEI	6:1:0	3:4:0	7	93d	10p	LB	nd	nd	nd	nd	0.001	nd	nd	0.001	nd
51784	KIEI	A	M	1	91c	10i	PQ	tr	0.001	tr	0.002	0.015	tr	0.003	0.018	tr
51790	KIEI	1:1:0	1:1:0	2	91d	10j	PQ	tr	nd	nd	nd	tr	nd	tr	tr	0.001
64555	KIEI	0:10:0	3:7:0	10	93c	10c	NT	nd	nd	tr	tr	0.011	nd	nd	0.011	0.002
50357	OLDS	0:5:0	3:2:0	5	91c	10o	PQ	tr	0.004	0.001	0.006	0.048	tr	tr	0.049	0.006
51521	OLDS	A	F	1	91d	10j	PQ	tr	nd	tr	tr	0.018	tr	0.001	0.019	0.003
51980	OLDS	4:0:0	3:1:0	4	91d	10j	PQ	nd	nd	nd	nd	tr	nd	nd	tr	tr
56232	OLDS	0:3:0	0:3:0	3	92d	10l	PQ	tr	nd	0.002	0.002	0.091	tr	0.001	0.093	tr
60488	OLDS	0:9:1	4:5:1	10	93b	10d	NT	tr	nd	tr	tr	0.130	0.004	0.009	0.142	0.090
69038	OLDS	0:10:0	3:7:0	10	93b	10e	NT	0.024	0.046	0.176	0.222	0.373	0.025	0.005	0.403	0.120
60915	OLDS	0:10:0	7:3:0	10	93b	10g	NT	tr	tr	tr	0.001	0.027	0.001	nd	0.029	nd
64544	OLDS	0:10:0	2:8:0	10	93c	10c	NT	0.002	0.002	0.004	0.006	0.069	0.002	0.003	0.075	0.017
64096	OLDS	0:10:0	5:5:0	10	93d	10k	NT	0.002	0.004	0.022	0.026	0.137	0.004	0.002	0.144	0.051
44180	SUSC	0:4:0	2:2:0	4	89c	10m	PQ	tr	nd	tr	tr	0.017	nd	nd	0.017	0.002
55747	SUSC	A	M	1	92u	10l	PQ	tr	0.005	0.003	0.008	0.063	tr	0.001	0.065	0.002
Eastern Arctic - Mergansers																
44263	COME	0:13:0	3:10:0	13	89c	10m	PQ	0.008	nd	0.011	0.011	0.454	0.001	nd	0.455	0.006
44171	HOME	0:3:0	1:2:0	3	89c	10m	PQ	tr	nd	0.008	0.008	0.068	tr	nd	0.068	tr
44204	RBME	0:5:0	5:0:0	5	89c	10m	PQ	0.001	nd	0.004	0.004	0.108	tr	nd	0.109	0.005
50259	RBME	A	M	1	91b	10o	PQ	0.003	0.083	0.185	0.268	0.943	0.002	0.005	0.951	0.003
51803	RBME	I	M	1	91d	10j	PQ	tr	nd	tr	tr	0.004	tr	tr	0.005	tr
51981	RBME	0:4:0	4:0:0	4	91d	10j	PQ	tr	tr	tr	tr	0.006	tr	0.001	0.007	0.002

Table 4: Continued

(values in mg/kg wet weight)

USOX #	Species	Age I:A:U	Sex F:M:U	N	Year	Mapref	Prov	OCS	Photo-mirex	Mirex	S_Mirex	pp'-DDE	pp'-DDD	pp'-DDT	S_DDT	Dieldrin
56479	RBME	2:0:0	2:0:0	2	92c	10o	PQ	nd	nd	tr	tr	0.003	nd	nd	0.003	nd
55746	RBME	0:2:0	2:0:0	2	92u	10l	PQ	0.005	0.019	0.034	0.054	0.215	0.019	0.017	0.250	0.048
64514	RBME	1:2:0	1:2:0	3	93d	10p	LB	nd	tr	tr	tr	0.005	nd	nd	0.005	nd
Eastern Arctic - Loons																
44245	COLO	0:2:0	1:1:0	2	89c	10m	PQ	0.002	nd	0.004	0.004	0.236	0.005	nd	0.242	0.018
51848	COLO	0:2:0	1:1:0	2	91c	10i	PQ	0.002	nd	0.001	0.001	0.069	0.002	0.002	0.073	0.055
50252	COLO	A	M	1	91c	10j	PQ	0.003	0.032	0.004	0.036	0.453	0.006	0.005	0.465	0.033
50192	COLO	0:3:0	2:1:0	3	91c	10o	PQ	0.002	0.018	0.029	0.047	0.241	0.005	0.003	0.248	0.020
51845	COLO	3:0:0	1:0:2	3	91d	10j	PQ	tr	nd	tr	tr	0.002	tr	tr	0.003	0.002
56012	COLO a	0:5:0	4:1:0	5	92b	10l	PQ	0.001	0.011	0.003	0.013	0.139	0.004	0.009	0.151	0.013
56312	COLO	0:2:1	2:0:1	3	92d	10i	PQ	tr	nd	0.003	0.003	0.035	tr	0.001	0.037	0.006
50195	RTLO	0:2:0	0:2:0	2	91b	10o	PQ	0.003	0.022	0.003	0.024	0.287	0.005	0.006	0.297	0.031
Western Arctic - Terrestrial Browsers																
63677	ROPT	0:3:0	2:1:0	3	93d	11d	NT	nd	nd	nd	nd	nd	nd	nd	nd	nd
63706	SPGR	0:4:0	3:1:0	4	93d	11d	NT	nd	nd	nd	nd	nd	nd	nd	nd	nd
68862	SPGR	0:5:0	1:4:0	5	94d	11a	YT	nd	nd	nd	nd	0.002	nd	nd	0.002	nd
63714	STGR	3:4:0	3:4:0	7	93d	11d	NT	nd	nd	nd	nd	nd	nd	nd	nd	nd
58359	WIPT	0:10:0	4:6:0	10	93a	11e	NT	nd	nd	nd	nd	nd	nd	nd	nd	nd
59731	WIPT	0:10:0	3:7:0	10	93b	11g	NT	nd	nd	nd	nd	nd	nd	nd	nd	nd
63687	WIPT	0:8:0	7:1:0	8	93d	11d	NT	nd	tr	nd	tr	nd	nd	nd	nd	nd
69569	WIPT	A	F	1	94d	11a	YT	nd	nd	nd	nd	nd	nd	nd	nd	nd
69885	WIPT	0:4:0	4:0:0	4	94d	11a	YT	nd	nd	nd	nd	nd	nd	nd	nd	nd
Western Arctic - Geese & Swans																
69024	BLBR	0:5:0	2:3:0	5	94b	11b	NT	nd	nd	nd	nd	0.003	nd	nd	0.003	0.002
44791	CAGO	0:10:0	4:6:0	10	90b	11h	NT	nd	nd	nd	nd	tr	nd	nd	tr	nd
62335	CAGO	3:7:0	8:2:0	10	93u	11d	NT	nd	nd	nd	nd	nd	nd	nd	nd	nd
65616	CAGO	0:4:0	0:4:0	4	94b	11a	YT	nd	nd	nd	nd	0.002	nd	nd	0.002	tr
65799	CAGO	A	F	1	94b	11a	YT	nd	nd	nd	nd	0.002	nd	nd	0.002	tr
43109	LSGO	0:4:0	2:2:0	4	89b	11b	NT	nd	nd	nd	nd	tr	nd	nd	tr	tr
43110	LSGO	6:0:0	2:3:1	6	89b	11b	NT	nd	nd	nd	nd	0.001	nd	nd	0.001	0.001
66076	LSGO	0:10:0	5:5:0	10	94b	11b	NT	nd	nd	nd	nd	0.002	nd	nd	0.002	tr
69027	WHSW	0:6:0	3:3:0	6	94b	11b	NT	nd	nd	nd	nd	nd	nd	nd	nd	nd
Western Arctic - Dabbling Ducks																
58724	AGWT	0:8:0	3:5:0	8	93b	11e	NT	nd	nd	nd	nd	0.058	0.008	tr	0.066	nd
69171	AGWT	0:5:0	1:4:0	5	94b	11a	YT	nd	0.001	nd	0.001	0.212	nd	nd	0.212	nd
58706	AMWI	0:5:0	2:3:0	5	93b	11e	NT	nd	nd	nd	nd	0.009	nd	nd	0.009	0.006
65599	AMWI	0:5:0	3:2:0	5	94b	11a	YT	nd	nd	nd	nd	0.007	nd	nd	0.007	tr

Table 4: Continued

(values in mg/kg wet weight)

USOX #	Species	Age I:A:U	Sex F:M:U	N	Year	Mapref	Prov	OCS	Photo-mirex	Mirex	S_Mirex	pp'-DDE	pp'-DDD	pp'-DDT	S_DDT	Dieldrin
39916	MALL	9:1:0	6:4:0	10	88d	11e	NT	nd	nd	nd	nd	nd	nd	nd	nd	nd
58691	MALL	0:10:0	0:10:0	10	93b	11e	NT	nd	nd	nd	nd	0.008	nd	nd	0.008	tr
65611	MALL	0:5:0	3:2:0	5	94b	11a	YT	nd	nd	nd	nd	0.022	nd	nd	0.022	tr
45942	NOPI	0:5:0	0:5:0	5	90b	11a	YT	tr	nd	tr	tr	0.068	0.002	nd	0.070	nd
58699	NOPI	0:7:0	2:5:0	7	93b	11e	NT	nd	nd	nd	nd	0.038	0.001	nd	0.039	0.016
65605	NOPI	0:5:0	1:4:0	5	94b	11a	YT	nd	nd	0.002	0.002	0.019	nd	nd	0.019	0.001
Western Arctic - Bay Ducks																
58700	CANV	A	M	1	93b	11e	NT	nd	nd	tr	tr	0.020	nd	nd	0.020	0.002
45882	LESC	0:8:0	0:8:0	8	90b	11a	YT	tr	nd	tr	tr	0.051	0.002	tr	0.054	tr
58730	LESC	0:5:0	1:4:0	5	93b	11e	NT	tr	tr	tr	0.001	0.029	nd	nd	0.029	tr
65793	LESC	A	F	1	94b	11a	YT	0.004	nd	nd	nd	0.015	nd	nd	0.015	0.001
58731	RNDU	0:3:0	1:2:0	3	93b	11e	NT	nd	nd	tr	tr	0.012	nd	nd	0.012	tr
Western Arctic - Sea Ducks																
65792	BAGO	A	M	1	94b	11a	YT	nd	nd	nd	nd	0.007	nd	nd	0.007	tr
58712	BUFF	0:5:0	2:3:0	5	93b	11e	NT	nd	nd	nd	nd	0.057	nd	tr	0.058	0.003
69709	COGO	0:2:0	0:2:0	2	94b	11a	YT	nd	nd	nd	nd	0.025	nd	nd	0.025	nd
43111	KIEI	0:3:0	3:0:0	3	89b	11c	NT	tr	nd	tr	tr	0.004	nd	nd	0.004	0.001
43112	KIEI	0:7:0	0:7:0	7	89b	11c	NT	tr	tr	tr	tr	0.003	nd	nd	0.003	0.001
61645	OLDS	0:10:0	1:9:0	10	93b	11b	NT	nd	nd	nd	nd	0.006	nd	nd	0.006	0.002
59742	OLDS	0:10:0	5:5:0	10	93b	11g	NT	tr	nd	tr	tr	0.015	tr	tr	0.017	0.003
62171	OLDS	0:10:0	2:8:0	10	93c	11c	NT	tr	tr	tr	tr	0.004	nd	tr	0.005	0.001
63701	OLDS	A	M	1	93d	11d	NT	tr	tr	0.001	0.002	0.009	nd	nd	0.009	0.003
66065	OLDS	0:9:0	5:4:0	9	94b	11b	NT	nd	nd	tr	tr	0.009	nd	nd	0.009	0.001
45888	SUSC	0:5:0	1:4:0	5	90b	11a	YT	tr	nd	tr	tr	0.005	nd	tr	0.005	tr
63697	SUSC	1:7:0	3:5:0	8	93c	11d	NT	nd	tr	tr	0.002	0.054	nd	nd	0.054	tr
69183	SUSC	0:5:0	1:4:0	5	94b	11a	YT	nd	nd	nd	nd	0.124	nd	0.001	0.125	tr
46019	WWSC	0:7:0	1:6:0	7	90b	11a	YT	nd	nd	tr	tr	0.004	nd	tr	0.004	tr
63698	WWSC	0:2:0	2:0:0	2	93c	11d	NT	nd	nd	nd	nd	nd	nd	nd	nd	nd
69237	WWSC	0:5:0	1:4:0	5	94b	11a	YT	nd	nd	nd	nd	0.005	nd	nd	0.005	nd
68856	WWSC	0:5:0	5:0:0	5	94d	11a	YT	nd	nd	nd	nd	nd	nd	nd	nd	nd
Western Arctic - Loons																
70302	COLO	I	M	1	94c	11f	NT	nd	nd	nd	nd	0.001	nd	nd	0.001	0.001
59744	PALO	A	M	1	93b	11g	NT	0.001	0.001	0.002	0.003	0.526	0.002	0.002	0.530	0.005
70301	RTLO	A	F	1	94b	11f	NT	0.002	0.002	0.003	0.005	0.181	tr	0.003	0.185	0.005
70613	RTLO	A	M	1	94c	11f	NT	0.005	0.004	0.004	0.008	1.114	0.001	0.005	1.120	0.017
59743	YBLO	A	F	1	93b	11g	NT	0.001	0.004	0.005	0.009	0.031	nd	tr	0.032	0.006

Table 4: Continued

(values in mg/kg wet weight)

USOX #	Species	Age I:A:U	Sex F:M:U	N	Year	Mapref	Prov	1,2,4,5 -T4CB	1,2,3,4 -T4CB	QCB	HCB	S_CBz	a-HCH	b-HCH	g-HCH	S_HCH
Newfoundland - Terrestrial Browsers																
57815	ROPT	0:8:0	3:5:0	8	92d	1d	NF	nd	nd	nd	nd	nd	nd	nd	nd	nd
57806	WIPT	0:3:0	1:2:0	3	92d	1d	NF	nd	nd	nd	nd	nd	nd	nd	nd	nd
Newfoundland - Geese & Swans																
57802	CAGO	A	F	1	92d	1c	NF	nd	nd	nd	nd	nd	nd	nd	nd	nd
56372	CAGO	A	F	1	92d	1f	NF	nd	nd	nd	tr	tr	nd	nd	nd	nd
Newfoundland - Dabbling Ducks																
57838	ABDU	A	F	1	92d	1b	NF	nd	nd	nd	0.003	0.003	nd	nd	nd	nd
57446	ABDU	0:3:0	2:1:0	3	92d	1c	NF	nd	nd	nd	nd	nd	nd	nd	nd	nd
57837	ABDU	A	F	1	92d	1c	NF	nd	nd	nd	nd	nd	nd	nd	nd	nd
55992	ABDU	0:3:0	3:0:0	3	92d	1g	NF	nd	nd	nd	tr	tr	nd	nd	tr	tr
57505	ABDU	0:2:0	1:1:0	2	92d	1g	NF	nd	nd	nd	tr	tr	nd	nd	nd	nd
55996	ABDU	0:3:0	2:1:0	3	92d	1h	NF	nd	nd	nd	tr	tr	nd	nd	nd	nd
55999	ABDU	0:2:0	1:1:0	2	92d	1h	NF	nd	nd	nd	nd	nd	nd	nd	nd	nd
56379	ABDU	A	F	1	92d	1j	NF	nd	tr	nd	tr	tr	nd	nd	nd	nd
57324	AGWT	A	F	1	92d	1c	NF	nd	nd	nd	tr	tr	nd	nd	nd	nd
58093	AGWT	A	M	1	92d	1f	NF	nd	nd	nd	tr	tr	nd	nd	nd	nd
56390	AGWT	3:1:0	4:0:0	4	92d	1g	NF	nd	nd	tr	tr	tr	nd	tr	nd	tr
57462	AGWT	1:3:0	1:3:0	4	92d	1g	NF	nd	nd	nd	tr	tr	nd	nd	nd	nd
55977	AGWT	1:1:0	1:1:0	2	92d	1h	NF	nd	nd	nd	tr	tr	nd	nd	nd	nd
56374	AGWT	I	M	1	92d	1h	NF	nd	tr	nd	tr	tr	nd	nd	nd	nd
55978	AGWT	2:0:0	0:2:0	2	92d	1i	NF	nd	nd	nd	tr	tr	nd	nd	nd	nd
Newfoundland - Bay Ducks																
56383	RNDU	A	M	1	92d	1j	NF	nd	nd	nd	tr	tr	nd	nd	nd	nd
56391	RNDU	1:1:0	2:0:0	2	92d	1j	NF	nd	nd	nd	tr	tr	nd	nd	nd	nd
Newfoundland - Sea Ducks																
48006	COEI	A	M	1	90a	1l	NF	nd	tr	tr	0.003	0.004	0.001	tr	nd	0.002
57288	COEI	0:6:0	3:3:0	6	92b	1f	NF	nd	nd	tr	tr	0.001	tr	tr	nd	tr
57848	COEI	0:6:0	2:4:0	6	92d	1e	NF	nd	nd	nd	nd	nd	nd	nd	nd	nd
58094	COEI	A	F	1	92d	1f	NF	nd	nd	nd	0.002	0.002	nd	nd	nd	nd
57302	COEI	5:3:0	2:6:0	8	92d	1h	NF	tr	tr	tr	0.003	0.004	tr	tr	nd	0.001
57839	COEI	0:2:0	2:0:0	2	92d	1j	NF	nd	nd	tr	0.004	0.004	nd	nd	nd	nd
58088	COEI	0:4:0	2:2:0	4	93a	1i	NF	nd	nd	tr	0.007	0.007	nd	nd	nd	nd
56382	COGO	A	F	1	92d	1j	NF	nd	nd	nd	tr	tr	nd	nd	nd	nd
57825	OLDS	0:5:0	2:3:0	5	92d	1e	NF	nd	nd	tr	0.004	0.004	0.004	nd	nd	0.004
57506	OLDS	0:2:0	1:1:0	2	92d	1h	NF	nd	tr	tr	0.008	0.009	0.005	tr	tr	0.006

Table 4: Continued

(values in mg/kg wet weight)

USOX #	Species	Age I:A:U	Sex F:M:U	N	Year	Mapref	Prov	1,2,4,5 -T4CB	1,2,3,4 -T4CB	QCB	HCB	S_CBz	a-HCH	b-HCH	g-HCH	S_HCH
58091	OLDS	A	M	1	92d	1h	NF	nd	nd	tr	0.004	0.005	nd	nd	nd	nd
58092	OLDS	0:2:0	2:0:0	2	93a	1h	NF	nd	nd	tr	0.011	0.012	0.006	nd	nd	0.006
Newfoundland - Mergansers																
56385	COME	A	M	1	92d	1a	NF	tr	tr	tr	0.002	0.002	tr	tr	nd	tr
57272	COME	I	M	1	92d	1f	NF	nd	tr	tr	0.002	0.002	0.001	tr	nd	0.002
56373	COME	A	M	1	92d	1j	NF	nd	nd	tr	0.001	0.002	0.001	nd	tr	0.002
56389	HOME	A	F	1	92d	1a	NF	nd	nd	nd	tr	tr	nd	nd	nd	nd
56392	RBME	1:2:0	3:0:0	3	92d	1a	NF	nd	nd	nd	0.001	0.001	tr	nd	nd	tr
57818	RBME	0:2:0	2:0:0	2	92d	1a	NF	nd	nd	nd	0.002	0.002	nd	nd	nd	nd
56013	RBME	A	M	1	92d	1e	NF	nd	nd	nd	tr	tr	nd	nd	nd	nd
57281	RBME	0:8:0	5:3:0	8	92d	1f	NF	tr	nd	tr	0.004	0.005	tr	tr	nd	tr
56384	RBME	A	F	1	92d	1j	NF	nd	nd	nd	tr	tr	tr	nd	nd	tr
Labrador - Geese & Swans																
64557	CAGO	1:4:0	2:3:0	5	93c	2b	LB	nd	nd	nd	nd	nd	nd	nd	nd	nd
64558	CAGO	0:3:0	1:2:0	3	93d	2a	LB	nd	nd	nd	nd	nd	nd	nd	nd	nd
64559	CAGO	0:2:0	2:0:0	2	93d	2a	LB	nd	nd	nd	nd	nd	nd	nd	nd	nd
63792	CAGO	1:3:0	3:1:0	4	93d	2c	LB	nd	nd	nd	nd	nd	nd	nd	nd	nd
Labrador - Dabbling Ducks																
57110	ABDU	0:6:0	0:6:0	6	92d	2d	LB	nd	nd	nd	tr	tr	nd	tr	nd	tr
64560	ABDU	0:3:0	2:1:0	3	93c	2a	LB	nd	nd	nd	nd	nd	nd	nd	nd	nd
62991	ABDU	A	M	1	93c	2b	LB	nd	nd	nd	nd	nd	nd	nd	nd	nd
64561	ABDU	2:0:0	2:0:0	2	93d	2a	LB	nd	nd	nd	nd	nd	nd	nd	nd	nd
47991	AGWT	2:2:0	2:2:0	4	90d	2c	LB	0.002	nd	tr	tr	0.002	nd	nd	nd	nd
57103	AGWT	1:2:0	2:1:0	3	92d	2d	LB	nd	nd	nd	tr	tr	tr	tr	nd	tr
63021	MALL	A	F	1	93d	2a	LB	nd	nd	nd	nd	nd	nd	nd	nd	nd
Labrador - Sea Ducks																
63022	BLSC	I	F	1	93d	2a	LB	nd	nd	nd	tr	tr	nd	nd	nd	nd
64744	BLSC	2:0:0	2:0:0	2	93d	2a	LB	nd	nd	nd	tr	tr	nd	nd	nd	nd
57091	COEI	0:8:0	4:4:0	8	92d	2d	LB	nd	nd	nd	tr	tr	tr	tr	nd	tr
64602	COGO	1:1:0	1:1:0	2	93c	2a	LB	nd	nd	nd	tr	tr	nd	nd	nd	nd
64603	COGO	2:0:0	2:0:0	2	93d	2a	LB	nd	nd	nd	tr	tr	nd	nd	nd	nd
63020	SUSC	A	M	1	93d	2a	LB	tr	0.001	tr	0.009	0.012	nd	0.002	nd	0.002
63787	SUSC	I	M	1	93d	2c	LB	nd	nd	nd	tr	tr	nd	nd	nd	nd

Table 4: Continued

(values in mg/kg wet weight)

USOX #	Species	Age I:A:U	Sex F:M:U	N	Year	Mapref	Prov	1,2,4,5 -T4CB	1,2,3,4 -T4CB	QCB	HCB	S_CBz	a-HCH	b-HCH	g-HCH	S_HCH
Labrador - Mergansers																
57099	COME	5:2:0	3:4:0	7	92d	2d	LB	nd	nd	tr	0.002	0.002	tr	tr	tr	tr
63019	COME	I	F	1	93d	2a	LB	nd	nd	nd	0.001	0.001	nd	nd	nd	nd
64604	COME	5:0:0	3:2:0	5	93d	2b	LB	nd	nd	nd	tr	tr	nd	nd	nd	nd
47992	HOME	A	M	1	90d	2c	LB	tr	tr	tr	0.003	0.004	tr	tr	nd	tr
64606	RBME	3:0:0	1:2:0	3	93c	2b	LB	nd	nd	nd	tr	tr	nd	nd	nd	nd
64605	RBME	5:0:0	5:0:0	5	93d	2b	LB	nd	nd	nd	tr	tr	nd	nd	nd	nd
63785	RBME	2:1:0	1:2:0	3	93d	2c	LB	nd	nd	nd	0.001	0.001	nd	nd	nd	nd
63786	RBME	A	F	1	93d	2c	LB	nd	nd	nd	0.002	0.002	nd	nd	nd	nd
Maritimes - Insectivores																
57434	AMWO	0:8:0	6:2:0	8	92u	3h	NS	nd	nd	nd	tr	tr	nd	tr	nd	tr
57242	COSN	9:0:1	4:5:1	10	92d	3k	NB	nd	nd	nd	tr	tr	nd	nd	nd	nd
Maritimes - Geese & Swans																
43102	CAGO	2:2:0	2:1:1	4	89d	3c	NB	nd	nd	nd	tr	tr	nd	nd	nd	nd
42710	CAGO	10:0:0	1:2:7	10	89d	3d	PE	nd	nd	nd	tr	tr	nd	nd	nd	nd
Maritimes - Dabbling Ducks																
40098	ABDU	2:3:0	3:2:0	5	88d	3a	NB	nd	nd	nd	tr	tr	nd	nd	nd	nd
40023	ABDU	5:0:0	3:2:0	5	88d	3c	NB	nd	nd	nd	tr	tr	nd	nd	nd	nd
40256	ABDU	4:1:0	1:4:0	5	88d	3d	PE	nd	nd	nd	tr	tr	nd	nd	nd	nd
40266	ABDU	3:0:0	1:2:0	3	88d	3e	NS	nd	nd	nd	tr	tr	nd	nd	nd	nd
40262	ABDU	5:0:0	1:4:0	5	88d	3l	NS	tr	nd	nd	0.001	0.001	nd	nd	nd	nd
40088	ABDU	4:1:0	4:1:0	5	88d	3k	NB	nd	nd	nd	tr	tr	nd	nd	nd	nd
56462	ABDU	6:4:0	5:5:0	10	92c	3l	NB	nd	nd	nd	tr	tr	nd	nd	nd	nd
56608	ABDU	0:10:0	5:5:0	10	92d	3b	NB	nd	nd	nd	tr	tr	nd	nd	nd	nd
56579	ABDU	0:10:0	5:5:0	10	92d	3d	PE	nd	nd	tr	tr	tr	nd	tr	nd	tr
59552	ABDU	0:5:0	0:5:0	5	92d	3g	NS	nd	nd	nd	tr	tr	nd	nd	nd	nd
57410	ABDU	A	F	1	92u	3h	NS	nd	nd	nd	nd	nd	nd	nd	nd	nd
59546	ABDU	0:5:0	2:3:0	5	93a	3f	NS	nd	nd	nd	nd	nd	nd	nd	nd	nd
57347	AGWT	A	F	1	92c	3l	NB	nd	nd	nd	tr	tr	nd	nd	nd	nd
57425	AGWT	0:7:0	3:4:0	7	92d	3d	PE	nd	nd	nd	tr	tr	nd	nd	nd	nd
58503	AGWT	1:3:0	1:3:0	4	92d	3d	PE	nd	nd	nd	0.001	0.001	nd	nd	nd	nd
55986	AGWT	1:2:0	3:0:0	3	92d	3l	NB	nd	nd	nd	tr	tr	nd	nd	nd	nd
57193	AGWT	3:2:0	2:3:0	5	92d	3l	NB	nd	nd	tr	tr	tr	nd	nd	nd	nd
55885	BWTE	3:3:0	4:2:0	6	92c	3l	NB	nd	nd	nd	tr	tr	nd	nd	nd	nd
57480	MALL	0:7:0	3:4:0	7	92c	3l	NB	nd	nd	nd	tr	tr	nd	nd	nd	nd
69424	MALL	0:5:0	0:5:0	5	93a	3i	NS	nd	nd	nd	nd	nd	nd	nd	nd	nd
55942	WODU	6:3:0	2:7:0	9	92c	3l	NB	nd	nd	nd	tr	tr	nd	nd	nd	nd

Table 4: Continued

(values in mg/kg wet weight)

USOX #	Species	Age I:A:U	Sex F:M:U	N	Year	Mapref	Prov	1,2,4,5 -T4CB	1,2,3,4 -T4CB	QCB	HCB	S_CBz	a-HCH	b-HCH	g-HCH	S_HCH
57504	WODU	0:2:0	0:2:0	2	92c	3l	NB	nd	nd	nd	nd	nd	nd	nd	nd	nd
Maritimes - Bay Ducks																
57069	GRSC	1:4:0	4:1:0	5	92d	3k	NB	nd	nd	nd	tr	tr	nd	nd	nd	nd
57461	GRSC	0:4:0	2:2:0	4	92d	3k	NB	nd	nd	nd	tr	tr	nd	tr	nd	tr
57435	RNDU	0:4:0	1:3:0	4	92d	3j	NB	nd	nd	nd	tr	tr	nd	tr	nd	tr
56482	RNDU	0:8:0	6:2:0	8	92d	3k	NB	nd	nd	nd	tr	tr	nd	tr	nd	tr
57344	RNDU	A	F	1	92d	3l	NB	nd	nd	nd	tr	tr	nd	nd	nd	nd
Maritimes - Sea Ducks																
55430	BLSC	0:5:0	1:4:0	5	92b	3b	NB	tr	nd	tr	0.001	0.001	nd	tr	nd	tr
55674	COEI	0:6:0	4:2:0	6	92b	3b	NB	nd	nd	tr	0.001	0.002	tr	nd	nd	tr
69427	COEI	0:2:0	2:0:0	2	92d	3f	NS	nd	nd	nd	tr	tr	nd	nd	nd	nd
57433	COEI	0:8:0	5:3:0	8	92d	3h	NS	nd	nd	tr	tr	tr	tr	nd	nd	tr
56308	COEI	0:10:0	5:5:0	10	92d	3k	NB	nd	nd	nd	tr	tr	tr	tr	nd	tr
69432	COEI	0:5:0	1:4:0	5	93b	3j	NB	nd	nd	nd	0.002	0.002	nd	nd	nd	nd
43088	COGO	I	F	1	89d	3k	NB	nd	nd	nd	tr	tr	nd	nd	nd	nd
43299	COGO	4:0:0	1:3:0	4	89d	3k	NB	nd	nd	tr	tr	tr	nd	nd	nd	nd
56538	COGO	A	F	1	92d	3k	NB	nd	nd	nd	tr	tr	nd	nd	nd	nd
55907	COGO	1:2:0	2:1:0	3	92d	3l	NB	nd	nd	nd	tr	tr	nd	nd	nd	nd
57503	COGO	0:4:0	1:3:0	4	92d	3l	NB	nd	nd	tr	0.001	0.001	nd	nd	nd	nd
59557	COGO	0:4:0	1:3:0	4	93a	3g	NS	nd	nd	nd	0.002	0.002	nd	nd	nd	nd
57411	OLDS	A	M	1	92d	3f	NS	nd	nd	tr	0.004	0.005	0.005	nd	nd	0.005
55435	SUSC	0:4:0	0:4:0	4	92b	3b	NB	tr	nd	tr	0.002	0.002	nd	tr	nd	tr
57241	SUSC	7:1:0	4:4:0	8	92d	3k	NB	tr	tr	tr	tr	0.001	tr	tr	nd	tr
Maritimes - Mergansers																
43421	COME	3:0:0	1:2:0	3	89d	3a	NB	nd	tr	nd	0.002	0.002	nd	nd	tr	tr
43420	COME	2:2:0	3:1:0	4	89d	3c	NB	nd	tr	tr	0.004	0.005	tr	nd	nd	tr
43419	COME	2:0:0	1:1:0	2	89d	3f	NS	nd	nd	tr	0.001	0.001	tr	nd	tr	tr
43424	HOME	2:0:0	1:0:1	2	89d	3c	NB	nd	tr	tr	tr	tr	nd	nd	nd	nd
43423	RBME	1:1:0	0:2:0	2	89d	3a	NB	nd	0.002	tr	0.004	0.006	tr	nd	nd	tr
43422	RBME	3:0:0	1:2:0	3	89d	3c	NB	nd	tr	tr	0.002	0.003	tr	nd	nd	tr
St. Lawrence - Insectivores																
51586	AMWO	1:7:0	5:3:0	8	91d	4a	PQ	nd	nd	nd	tr	tr	nd	nd	nd	nd
51763	AMWO	0:2:0	2:0:0	2	91d	4a	PQ	nd	nd	nd	tr	tr	nd	nd	nd	nd
51773	AMWO	0:3:0	2:0:1	3	91d	4a	PQ	nd	nd	tr	tr	tr	nd	nd	nd	nd
52116	AMWO	0:2:0	0:2:0	2	91d	4c	PQ	nd	nd	nd	tr	tr	nd	tr	nd	tr
51585	AMWO	2:0:0	2:0:0	2	91d	4d	PQ	nd	nd	tr	tr	tr	nd	tr	nd	tr

Table 4: Continued

(values in mg/kg wet weight)

USOX #	Species	Age I:A:U	Sex F:M:U	N	Year	Mapref	Prov	1,2,4,5 -T4CB	1,2,3,4 -T4CB	QCB	HCB	S_CBz	a-HCH	b-HCH	g-HCH	S_HCH
52078	AMWO	0:2:0	0:2:0	2	91d	4d	PQ	nd	nd	nd	tr	tr	nd	nd	nd	nd
52126	AMWO	2:2:0	2:2:0	4	91d	4f	PQ	nd	nd	nd	tr	tr	nd	nd	nd	nd
52071	COSN	2:1:0	2:1:0	3	91d	4f	PQ	nd	nd	nd	tr	tr	nd	nd	nd	nd
St. Lawrence - Geese & Swans																
51686	CAGO	0:10:0	6:4:0	10	91d	4e	PQ	nd	nd	nd	tr	tr	nd	nd	nd	nd
42686	GSGO	7:3:0	9:0:1	10	89d	4d	PQ	nd	nd	nd	tr	tr	nd	nd	nd	nd
56074	GSGO	A	M	1	91b	4d	PQ	nd	nd	tr	tr	tr	nd	tr	nd	tr
51398	GSGO	3:2:0	1:4:0	5	91d	4d	PQ	nd	nd	tr	tr	tr	nd	nd	nd	nd
52099	GSGO	0:7:0	3:4:0	7	91d	4d	PQ	nd	nd	nd	tr	tr	nd	nd	nd	nd
56078	GSGO	0:3:0	2:1:0	3	91d	4d	PQ	nd	nd	nd	tr	tr	nd	nd	nd	nd
St. Lawrence - Dabbling Ducks																
38580	ABDU	2:7:0	2:7:0	9	88a	4f	PQ	0.002	nd	tr	0.005	0.007	nd	nd	nd	nd
40201	ABDU	I	F	1	88d	4b	PQ	nd	nd	nd	tr	tr	nd	nd	nd	nd
40874	ABDU	7:0:0	4:3:0	7	88d	4e	PQ	nd	nd	nd	nd	nd	nd	nd	nd	nd
40875	ABDU	0:3:0	1:2:0	3	88d	4e	PQ	nd	nd	nd	tr	tr	nd	nd	nd	nd
40226	ABDU	10:0:0	3:7:0	10	88d	4g	PQ	nd	nd	nd	tr	tr	nd	nd	tr	tr
47247	ABDU	0:4:0	2:2:0	4	90d	4d	PQ	nd	nd	tr	tr	tr	nd	nd	nd	nd
46522	ABDU	0:10:0	6:4:0	10	90d	4f	PQ	nd	nd	nd	nd	nd	nd	nd	nd	nd
51986	ABDU	0:4:0	3:1:0	4	91d	4a	PQ	nd	nd	nd	tr	tr	nd	nd	tr	tr
52016	ABDU	4:8:0	5:7:0	12	91d	4b	PQ	nd	nd	nd	tr	tr	nd	nd	nd	nd
51747	ABDU	0:7:0	7:0:0	7	91d	4d	PQ	nd	nd	nd	tr	tr	nd	nd	nd	nd
51977	ABDU	0:3:0	1:2:0	3	91d	4d	PQ	tr	nd	tr	tr	tr	nd	nd	nd	nd
52003	ABDU	1:3:0	2:2:0	4	91d	4d	PQ	nd	nd	nd	tr	tr	nd	nd	nd	nd
52043	ABDU	0:12:0	6:6:0	12	91d	4d	PQ	nd	tr	nd	tr	tr	nd	nd	nd	nd
52072	ABDU	A	F	1	91d	4d	PQ	nd	nd	tr	tr	tr	nd	nd	nd	nd
52075	ABDU	0:2:0	0:2:0	2	91d	4f	PQ	nd	nd	nd	tr	tr	nd	nd	nd	nd
52158	AGWT	7:3:0	6:4:0	10	91d	4b	PQ	tr	nd	tr	tr	tr	nd	tr	tr	tr
50490	AGWT	7:3:0	5:5:0	10	91d	4f	PQ	nd	nd	nd	tr	tr	nd	nd	nd	nd
52132	AMWI	2:3:0	4:1:0	5	91d	4b	PQ	nd	nd	nd	tr	tr	nd	nd	nd	nd
52160	GADW	2:0:0	2:0:0	2	91d	4b	PQ	tr	nd	tr	tr	tr	nd	nd	tr	tr
52118	GADW	I	M	1	91u	4a	PQ	tr	tr	tr	tr	0.001	nd	nd	nd	nd
40227	MALL	5:2:0	4:3:0	7	88c	4b	PQ	nd	nd	tr	tr	tr	nd	nd	nd	nd
46544	MALL	0:10:0	4:6:0	10	90d	4a	PQ	nd	nd	nd	tr	tr	nd	nd	nd	nd
47238	MALL	2:8:0	5:5:0	10	90d	4a	PQ	nd	nd	nd	tr	tr	nd	nd	nd	nd
51992	MALL	2:3:0	4:1:0	5	91d	4a	PQ	nd	nd	nd	tr	tr	nd	nd	nd	nd
51998	MALL	0:5:0	2:3:0	5	91d	4a	PQ	nd	nd	nd	tr	tr	nd	nd	nd	nd
52030	MALL	0:13:0	7:6:0	13	91d	4b	PQ	nd	nd	nd	tr	tr	nd	nd	nd	nd
52117	NOPI	A	F	1	91d	4a	PQ	nd	nd	nd	tr	tr	nd	nd	nd	nd
52055	NOPI	A	F	1	91d	4b	PQ	nd	nd	nd	tr	tr	nd	nd	nd	nd
51714	WODU	0:2:0	0:2:0	2	91d	4a	PQ	nd	nd	nd	tr	tr	nd	nd	nd	nd
52113	WODU	A	F	1	91d	4a	PQ	nd	nd	nd	tr	tr	nd	nd	nd	nd

Table 4: Continued

(values in mg/kg wet weight)

USOX #	Species	Age I:A:U	Sex F:M:U	N	Year	Mapref	Prov	1,2,4,5 -T4CB	1,2,3,4 -T4CB	QCB	HCB	S_CBz	a-HCH	b-HCH	g-HCH	S_HCH
St. Lawrence - Bay Ducks																
43601	GRSC	1:3:0	2:2:0	4	89d	4b	PQ	nd	nd	tr	0.001	0.002	tr	nd	nd	tr
47265	GRSC	0:0:4	1:3:0	4	90d	4a	PQ	tr	nd	tr	0.006	0.007	nd	tr	nd	tr
51878	GRSC	1:2:0	2:1:0	3	91d	4d	PQ	nd	nd	tr	tr	tr	tr	nd	nd	tr
51953	GRSC	A	M	1	91d	4d	PQ	nd	nd	nd	0.001	0.001	nd	tr	nd	tr
43600	LESC	1:4:0	3:2:0	5	89d	4a	PQ	nd	nd	tr	0.001	0.002	nd	nd	nd	nd
43621	LESC	0:4:0	2:2:0	4	89d	4b	PQ	tr	nd	tr	0.001	0.002	nd	tr	nd	tr
51898	LESC	12:3:0	3:12:0	15	91d	4b	PQ	nd	nd	nd	0.001	0.001	tr	nd	nd	tr
51884	LESC	4:1:0	2:3:0	5	91d	4d	PQ	nd	nd	nd	tr	tr	nd	nd	nd	nd
51952	LESC	2:9:0	6:5:0	11	91d	4d	PQ	nd	nd	nd	tr	tr	nd	nd	nd	nd
51954	RNDU	I	F	1	91d	4a	PQ	tr	nd	nd	tr	tr	tr	nd	tr	tr
51892	RNDU	1:6:0	3:4:0	7	91d	4b	PQ	nd	nd	nd	tr	tr	nd	nd	nd	nd
St. Lawrence - Sea Ducks																
38585	BAGO	0:0:4	2:2:0	4	88a	4f	PQ	0.010	nd	tr	0.007	0.017	nd	nd	nd	nd
52061	BAGO	1:1:0	1:1:0	2	91d	4f	PQ	tr	nd	tr	0.002	0.002	tr	tr	nd	tr
51972	BLSC	A	M	1	91d	4a	PQ	tr	nd	tr	0.003	0.003	nd	tr	nd	tr
51855	BLSC	0:6:0	2:4:0	6	91d	4b	PQ	tr	nd	nd	0.001	0.001	nd	tr	nd	tr
52119	BUFF	A	F	1	91d	4a	PQ	tr	tr	tr	0.002	0.003	tr	nd	nd	tr
52120	BUFF	A	F	1	91d	4a	PQ	nd	nd	tr	tr	0.001	tr	nd	nd	tr
52141	BUFF	3:5:0	4:4:0	8	91d	4b	PQ	tr	nd	tr	0.001	0.002	tr	tr	tr	0.002
43602	COEI	3:7:0	4:4:2	10	90a	4g	PQ	nd	nd	tr	0.003	0.003	nd	tr	nd	tr
46533	COEI	0:4:6	7:3:0	10	90d	4f	PQ	nd	nd	tr	tr	tr	tr	nd	nd	tr
51864	COEI	0:4:0	4:0:0	4	91d	4d	PQ	tr	nd	tr	0.001	0.001	nd	tr	nd	tr
38591	COGO	0:0:5	1:4:0	5	88a	4f	PQ	0.001	tr	0.002	0.017	0.020	0.001	0.001	nd	0.003
43598	COGO	5:5:0	3:7:0	10	89d	4d	PQ	nd	nd	tr	0.001	0.001	nd	nd	nd	nd
51940	COGO	2:2:0	2:2:0	4	91d	4a	PQ	nd	nd	tr	0.002	0.002	nd	tr	nd	tr
52058	COGO	0:2:0	0:2:0	2	91d	4f	PQ	tr	nd	tr	0.003	0.003	tr	tr	nd	tr
57020	COGO	2:9:0	6:5:0	11	92d	4b	PQ	nd	nd	tr	0.001	0.001	nd	nd	nd	nd
38602	OLDS	0:10:0	1:9:0	10	88a	4f	PQ	tr	tr	0.003	0.032	0.036	0.025	0.001	tr	0.026
52062	OLDS	A	F	1	91d	4f	PQ	tr	tr	tr	0.004	0.005	0.009	tr	tr	0.010
51958	SUSC	2:0:0	2:0:0	2	91d	4a	PQ	nd	nd	nd	tr	tr	nd	nd	nd	nd
51859	SUSC	1:1:0	1:1:0	2	91d	4b	PQ	tr	nd	tr	tr	0.001	nd	tr	nd	tr
51874	SUSC	2:0:0	2:0:0	2	91d	4d	PQ	tr	nd	tr	0.001	0.001	nd	tr	nd	tr
51909	SUSC	I	M	1	91d	4d	PQ	tr	nd	nd	tr	tr	tr	tr	nd	tr
51911	SUSC	A	M	1	91d	4d	PQ	tr	nd	tr	0.003	0.003	nd	tr	nd	tr
52066	SUSC	0:3:0	3:0:0	3	91d	4f	PQ	tr	tr	tr	0.002	0.003	tr	tr	nd	0.001
51970	WWSC	A	M	1	91d	4a	PQ	tr	tr	tr	0.006	0.008	nd	0.001	tr	0.002
51871	WWSC	0:7:0	4:3:0	7	91d	4b	PQ	tr	nd	tr	0.001	0.001	nd	tr	nd	tr

Table 4: Continued

(values in mg/kg wet weight)

USOX #	Species	Age I:A:U	Sex F:M:U	N	Year	Mapref	Prov	1,2,4,5 -T4CB	1,2,3,4 -T4CB	QCB	HCB	S_CBz	a-HCH	b-HCH	g-HCH	S_HCH
St. Lawrence - Mergansers																
43599	COME	2:0:0	0:2:0	2	89d	4a	PQ	nd	nd	tr	0.002	0.002	tr	tr	nd	tr
52050	COME	0:5:0	3:2:0	5	91d	4a	PQ	nd	tr	tr	0.003	0.003	0.001	tr	nd	0.002
52086	COME	1:2:0	2:1:0	3	91d	4a	PQ	nd	tr	tr	0.001	0.001	tr	nd	tr	tr
52112	COME	2:0:0	1:1:0	2	91d	4b	PQ	nd	nd	tr	0.003	0.003	tr	tr	tr	tr
52082	HOME	3:0:0	3:0:0	3	91d	4a	PQ	nd	nd	tr	tr	tr	nd	tr	nd	tr
52044	HOME	I	M	1	91d	4b	PQ	nd	nd	tr	0.002	0.002	tr	tr	nd	tr
52102	RBME	2:0:0	0:2:0	2	91d	4a	PQ	tr	nd	tr	0.004	0.005	tr	tr	nd	tr
52109	RBME	4:2:0	3:3:0	6	91d	4b	PQ	tr	tr	tr	0.008	0.009	tr	tr	tr	0.002
52067	RBME	A	F	1	91d	4f	PQ	tr	tr	tr	0.004	0.004	tr	tr	nd	tr
Central Quebec - Terrestrial Browsers																
52430	SPGR	0:4:0	3:1:0	4	91d	5c	PQ	nd	nd	nd	nd	nd	nd	nd	nd	nd
Central Quebec - Geese & Swans																
53382	ATBR	9:0:0	3:6:0	9	91d	5c	PQ	nd	nd	nd	nd	nd	nd	nd	nd	nd
53383	ATBR	0:6:0	0:6:0	6	91d	5c	PQ	nd	nd	nd	nd	nd	nd	nd	nd	nd
53384	ATBR	0:5:0	5:0:0	5	91d	5c	PQ	nd	nd	nd	nd	nd	nd	nd	nd	nd
48688	CAGO	0:5:0	2:3:0	5	90c	5c	PQ	nd	nd	nd	tr	tr	nd	nd	nd	nd
48698	CAGO	0:8:0	2:6:0	8	90c	5c	PQ	tr	nd	nd	tr	tr	nd	nd	tr	tr
48704	CAGO	0:5:0	2:3:0	5	90c	5c	PQ	nd	tr	nd	tr	tr	nd	nd	nd	nd
52215	CAGO	3:0:0	1:2:0	3	91b	5c	PQ	nd	nd	nd	tr	tr	nd	nd	nd	nd
52227	CAGO	2:3:0	0:5:0	5	91d	5c	PQ	nd	nd	nd	tr	tr	nd	nd	nd	nd
52395	CAGO	2:5:0	7:0:0	7	91d	5c	PQ	nd	nd	nd	nd	nd	nd	nd	nd	nd
52814	LSGO	0:5:0	0:5:0	5	91d	5c	PQ	nd	nd	nd	nd	nd	nd	nd	nd	nd
52815	LSGO	0:12:0	12:0:0	12	91d	5c	PQ	nd	nd	nd	nd	nd	nd	nd	nd	nd
52816	LSGO	10:0:0	4:6:0	10	91d	5c	PQ	nd	nd	nd	nd	nd	nd	nd	nd	nd
Central Quebec - Dabbling Ducks																
48682	ABDU	0:6:0	5:1:0	6	90c	5c	PQ	nd	nd	nd	tr	tr	nd	nd	nd	nd
48732	ABDU	0:10:0	6:4:0	10	90c	5c	PQ	nd	nd	tr	tr	tr	nd	nd	nd	nd
52194	ABDU	A	M	1	91b	5c	PQ	nd	nd	nd	tr	tr	nd	nd	nd	nd
52236	ABDU	3:5:0	4:4:0	8	91d	5c	PQ	nd	nd	nd	nd	nd	nd	nd	nd	nd
52416	AGWT	2:3:1	3:2:1	6	91d	5c	PQ	nd	nd	nd	tr	tr	nd	nd	nd	nd
52437	AMWI	3:3:0	0:6:0	6	91d	5c	PQ	nd	nd	nd	nd	nd	nd	nd	nd	nd
52198	MALL	0:3:0	0:3:0	3	91b	5c	PQ	nd	nd	nd	tr	tr	nd	nd	nd	nd
50515	MALL	7:3:0	4:6:0	10	91c	5a	PQ	nd	nd	tr	tr	tr	nd	nd	nd	nd
52447	MALL	0:8:0	8:0:0	8	91d	5c	PQ	nd	nd	nd	nd	nd	nd	nd	nd	nd
52479	MALL	3:4:0	0:7:0	7	91d	5c	PQ	nd	nd	nd	nd	nd	nd	nd	nd	nd
52208	NOPI	0:3:0	2:1:0	3	91b	5c	PQ	nd	nd	nd	tr	tr	nd	nd	nd	nd

Table 4: Continued

(values in mg/kg wet weight)

USOX #	Species	Age I:A:U	Sex F:M:U	N	Year	Mapref	Prov	1,2,4,5 -T4CB	1,2,3,4 -T4CB	QCB	HCB	S_CBz	a-HCH	b-HCH	g-HCH	S_HCH
52480	NOPI	0:2:0	2:0:0	2	91d	5c	PQ	nd	nd	nd	tr	tr	nd	nd	nd	nd
52506	NOPI	5:0:0	0:5:0	5	91d	5c	PQ	nd	nd	nd	tr	tr	nd	nd	nd	nd
52507	NOPI	9:0:0	9:0:0	9	91d	5c	PQ	nd	nd	nd	tr	tr	nd	nd	nd	nd
52508	NOPI	0:9:0	0:9:0	9	91d	5c	PQ	nd	nd	nd	tr	tr	nd	nd	nd	nd
52396	WODU	A	M	1	91d	5c	PQ	nd	nd	nd	nd	nd	nd	nd	nd	nd
Central Quebec - Bay Ducks																
52226	GRSC	A	F	1	91b	5c	PQ	nd	nd	nd	0.001	0.001	nd	nd	nd	nd
47223	LESC	2:9:0	7:4:0	11	90d	5b	PQ	nd	nd	tr	0.002	0.002	tr	nd	nd	tr
52225	LESC	1:4:0	3:2:0	5	91b	5c	PQ	nd	nd	tr	0.003	0.004	nd	nd	nd	nd
52399	REDH	I	M	1	91d	5c	PQ	nd	nd	nd	nd	nd	nd	nd	nd	nd
51719	RNDU	0:4:0	4:0:0	4	91d	5a	PQ	nd	nd	nd	tr	tr	nd	nd	nd	nd
Central Quebec - Sea Ducks																
52242	BLSC	1:4:0	1:4:0	5	91d	5c	PQ	nd	nd	nd	0.001	0.001	nd	nd	nd	nd
52398	COEI	I	M	1	91d	5c	PQ	nd	nd	nd	tr	tr	nd	nd	nd	nd
48725	COGO	0:6:0	4:2:0	6	90c	5c	PQ	nd	nd	tr	0.002	0.002	nd	tr	nd	tr
42905	OLDS	2:8:0	2:8:0	10	89b	5b	PQ	tr	tr	0.001	0.011	0.013	0.035	nd	nd	0.035
52219	OLDS	2:1:0	2:1:0	3	91b	5c	PQ	nd	nd	tr	0.008	0.009	0.003	nd	nd	0.003
Central Quebec - Mergansers																
48675	COME	0:8:0	6:2:0	8	90c	5c	PQ	nd	nd	tr	0.003	0.003	tr	tr	nd	tr
48689	COME	0:5:0	2:3:0	5	90c	5c	PQ	0.001	nd	tr	0.008	0.009	tr	tr	nd	0.001
48716	COME	0:10:0	9:1:0	10	90c	5c	PQ	nd	nd	tr	0.006	0.007	nd	tr	nd	tr
52204	COME	0:5:0	2:3:0	5	91b	5c	PQ	nd	nd	nd	0.013	0.013	0.002	tr	nd	0.003
52425	COME	3:1:0	1:3:0	4	91d	5c	PQ	nd	nd	nd	0.003	0.003	0.001	nd	nd	0.001
48666	HOME	0:6:0	3:3:0	6	90c	5c	PQ	nd	nd	tr	tr	0.001	nd	tr	nd	tr
49047	HOME	6:4:0	2:8:0	10	90c	5c	PQ	nd	nd	tr	tr	0.001	nd	nd	nd	nd
52397	HOME	I	M	1	91d	5c	PQ	nd	nd	nd	tr	tr	nd	nd	nd	nd
52211	RBME	0:2:0	0:2:0	2	91b	5c	PQ	nd	nd	0.001	0.011	0.012	nd	tr	nd	tr
52420	RBME	A	F	1	91d	5c	PQ	nd	nd	nd	0.002	0.002	nd	nd	nd	nd
Central Quebec - Loons																
48659	COLO	0:5:0	5:0:0	5	90c	5c	PQ	nd	tr	tr	0.008	0.009	tr	tr	nd	tr
48710	COLO	0:5:0	4:1:0	5	90c	5c	PQ	0.001	tr	tr	0.004	0.006	nd	tr	nd	tr
Southern Ontario - Geese & Swans																
47938	CAGO	A	F	1	90d	6c	ON	nd	nd	nd	tr	tr	nd	nd	nd	nd
47522	CAGO	0:7:0	5:2:0	7	90d	6e	ON	nd	nd	nd	tr	tr	nd	nd	tr	tr
48089	CAGO	1:6:0	3:4:0	7	90d	6j	ON	nd	nd	nd	tr	tr	nd	nd	nd	nd

Table 4: Continued

(values in mg/kg wet weight)

USOX #	Species	Age I:A:U	Sex F:M:U	N	Year	Mapref	Prov	1,2,4,5 -T4CB	1,2,3,4 -T4CB	QCB	HCB	S CBz	a-HCH	b-HCH	g-HCH	S HCH
Southern Ontario - Dabbling Ducks																
40647	ABDU	A	F	1	88d	6b	ON	nd	nd	nd	tr	tr	nd	nd	nd	nd
40570	ABDU	I	M	1	88d	6d	ON	nd	nd	nd	nd	nd	nd	nd	nd	nd
40624	ABDU	A	F	1	88d	6h	ON	nd	nd	nd	nd	nd	nd	nd	nd	nd
46376	ABDU	0:2:0	1:1:0	2	90d	6k	ON	nd	nd	nd	tr	tr	nd	nd	nd	nd
47608	AGWT	4:9:0	5:8:0	13	90d	6a	ON	nd	nd	nd	tr	tr	nd	nd	nd	nd
47965	AGWT	0:2:0	2:0:0	2	90d	6a	ON	nd	nd	tr	tr	0.001	nd	nd	nd	nd
47913	AGWT	5:9:0	7:7:0	14	90d	6i	ON	nd	nd	tr	tr	tr	nd	nd	nd	nd
43191	GADW	I	M	1	89d	6l	ON	nd	nd	nd	nd	nd	nd	nd	nd	nd
43259	GADW	2:0:0	2:0:0	2	89d	6l	ON	nd	nd	nd	nd	nd	nd	nd	nd	nd
38239	MALL	2:2:1	1:4:0	5	87d	6b	ON	nd	nd	tr	tr	tr	nd	tr	tr	tr
38257	MALL	2:3:0	1:4:0	5	87d	6b	ON	nd	nd	nd	tr	tr	nd	tr	tr	tr
38251	MALL	4:1:0	3:2:0	5	87d	6d	ON	nd	nd	tr	tr	tr	nd	tr	tr	tr
38245	MALL	3:2:0	2:3:0	5	87d	6e	ON	nd	nd	nd	tr	tr	nd	tr	0.001	0.002
40657	MALL	3:6:0	6:3:0	9	88d	6b	ON	nd	nd	nd	tr	tr	nd	nd	nd	nd
40772	MALL	2:9:0	4:7:0	11	88d	6b	ON	nd	nd	nd	tr	tr	nd	nd	nd	nd
40824	MALL	2:9:0	5:6:0	11	88d	6b	ON	nd	nd	tr	tr	tr	nd	nd	nd	nd
40581	MALL	5:5:0	4:6:0	10	88d	6d	ON	nd	nd	nd	tr	tr	nd	nd	nd	nd
40535	MALL	0:10:0	3:7:0	10	88d	6h	ON	nd	nd	nd	tr	tr	nd	nd	nd	nd
40627	MALL	3:6:0	3:6:0	9	88d	6h	ON	nd	nd	nd	tr	tr	nd	nd	nd	nd
40872	MALL	5:0:0	3:2:0	5	88d	6l	ON	nd	nd	nd	tr	tr	nd	nd	nd	nd
40873	MALL	0:6:0	3:3:0	6	88d	6l	ON	nd	nd	nd	tr	tr	nd	nd	nd	nd
43631	MALL	0:9:0	6:3:0	9	89d	6c	ON	nd	nd	nd	tr	tr	nd	nd	nd	nd
43617	MALL	1:9:0	4:6:0	10	89d	6d	ON	nd	nd	nd	tr	tr	nd	nd	nd	nd
43369	MALL	A	M	1	89d	6i	ON	nd	nd	nd	nd	nd	nd	nd	nd	nd
43315	MALL	0:0:2	0:2:0	2	89d	6j	ON	nd	nd	nd	nd	nd	nd	nd	nd	nd
43318	MALL	2:0:0	0:2:0	2	89d	6j	ON	nd	nd	nd	nd	nd	nd	nd	nd	nd
43180	MALL	I	F	1	89d	6l	ON	nd	nd	nd	tr	tr	nd	nd	nd	nd
43254	MALL	0:7:1	4:4:0	8	89d	6l	ON	nd	tr	0.005	0.001	0.006	nd	tr	nd	tr
43255	MALL	1:6:0	2:5:0	7	89d	6l	ON	nd	nd	nd	tr	tr	nd	nd	nd	nd
43257	MALL	4:6:0	4:6:0	10	89d	6l	ON	nd	nd	nd	tr	tr	nd	nd	nd	nd
47548	MALL	2:9:0	5:6:0	11	90d	6a	ON	nd	nd	nd	tr	tr	nd	nd	nd	nd
47962	MALL	0:2:0	0:2:0	2	90d	6a	ON	nd	nd	nd	tr	tr	nd	nd	nd	nd
47510	MALL	1:7:0	4:4:0	8	90d	6b	ON	nd	nd	nd	tr	tr	nd	nd	nd	nd
47654	MALL	0:7:0	4:3:0	7	90d	6b	ON	nd	nd	tr	tr	tr	nd	nd	nd	nd
47925	MALL	4:2:0	3:3:0	6	90d	6c	ON	nd	nd	nd	tr	tr	nd	nd	nd	nd
47621	MALL	0:8:0	4:4:0	8	90d	6d	ON	nd	nd	nd	tr	tr	nd	nd	nd	nd
47419	MALL	A	F	1	90d	6e	ON	nd	nd	nd	nd	nd	nd	nd	nd	nd
47646	MALL	0:8:0	3:5:0	8	90d	6e	ON	nd	nd	nd	tr	tr	nd	nd	nd	nd
47195	MALL	1:9:0	5:5:0	10	90d	6f	ON	nd	nd	nd	tr	tr	nd	nd	nd	nd
47937	MALL	0:7:0	5:2:0	7	90d	6i	ON	0.002	nd	nd	tr	0.002	nd	nd	nd	nd
48052	MALL	0:9:0	4:5:0	9	90d	6j	ON	nd	nd	nd	tr	tr	nd	nd	nd	nd
46375	MALL	0:6:0	5:1:0	6	90d	6k	ON	nd	nd	nd	nd	nd	nd	nd	nd	nd
47624	WODU	1:1:0	2:0:0	2	90d	6a	ON	nd	nd	nd	tr	tr	nd	nd	nd	nd

Table 4: Continued

(values in mg/kg wet weight)

USOX #	Species	Age I:A:U	Sex F:M:U	N	Year	Mapref	Prov	1,2,4,5 -T4CB	1,2,3,4 -T4CB	QCB	HCB	S_CBz	a-HCH	b-HCH	g-HCH	S_HCH
47973	WODU	1:1:0	0:2:0	2	90d	6e	ON	nd	nd	nd	0.001	0.001	nd	nd	nd	nd
46368	WODU	6:0:0	4:2:0	6	90d	6k	ON	nd	nd	tr	nd	tr	nd	nd	nd	nd
Southern Ontario - Bay Ducks																
38277	GRSC	0:8:0	5:3:0	8	87d	6j	ON	nd	nd	tr	0.003	0.003	nd	0.003	tr	0.003
40706	GRSC	I	F	1	88d	6d	ON	nd	nd	tr	0.002	0.002	tr	nd	nd	tr
43326	GRSC	0:6:0	4:2:0	6	89d	6j	ON	nd	nd	nd	tr	tr	nd	nd	nd	nd
43480	GRSC	5:6:0	7:3:1	11	89d	6j	ON	nd	nd	tr	0.001	0.001	nd	nd	nd	nd
43261	GRSC	1:1:0	1:1:0	2	89d	6l	ON	nd	tr	tr	0.003	0.003	tr	nd	nd	tr
43425	GRSC	0:2:0	0:2:0	2	89d	6l	ON	nd	nd	tr	0.002	0.003	nd	tr	nd	tr
47969	GRSC	A	F	1	90d	6d	ON	tr	tr	tr	0.006	0.008	tr	tr	nd	tr
38262	LESC	A	M	1	87d	6j	ON	nd	tr	tr	0.003	0.004	nd	0.003	tr	0.003
40707	LESC	7:0:0	5:2:0	7	88d	6d	ON	nd	nd	tr	0.001	0.001	nd	nd	nd	nd
43374	LESC	0:4:0	1:3:0	4	89d	6i	ON	nd	nd	tr	tr	0.001	nd	nd	tr	tr
43319	LESC	I	M	1	89d	6j	ON	nd	nd	tr	0.001	0.001	nd	nd	nd	nd
43335	LESC	A	F	1	89d	6j	ON	nd	nd	nd	tr	tr	nd	nd	nd	nd
43263	LESC	2:0:0	1:1:0	2	89d	6l	ON	nd	nd	nd	tr	tr	nd	nd	nd	nd
43445	LESC	1:1:0	1:1:0	2	89d	6l	ON	nd	nd	tr	0.003	0.003	nd	tr	nd	tr
47150	LESC	4:3:0	3:4:0	7	90d	6f	ON	nd	nd	nd	tr	tr	nd	nd	nd	nd
47882	REDH	2:3:0	2:3:0	5	90d	6b	ON	nd	nd	nd	tr	tr	tr	nd	nd	tr
46359	RNDU	7:0:0	5:2:0	7	90d	6k	ON	nd	nd	nd	nd	nd	nd	nd	nd	nd
Southern Ontario - Sea Ducks																
47748	BUFF	5:1:0	5:1:0	6	90d	6b	ON	tr	tr	0.002	0.004	0.006	0.003	tr	nd	0.003
47532	BUFF	5:0:0	4:1:0	5	90d	6d	ON	nd	nd	tr	0.001	0.001	tr	tr	nd	tr
47970	BUFF	I	F	1	90d	6d	ON	0.002	nd	tr	0.001	0.003	tr	tr	nd	tr
47955	BUFF	1:2:0	1:2:0	3	90d	6f	ON	nd	nd	tr	tr	0.001	tr	nd	nd	tr
38282	COGO	1:2:0	1:2:0	3	87d	6j	ON	nd	nd	tr	0.002	0.002	nd	0.002	tr	0.002
38292	COGO	A	M	1	88a	6g	ON	tr	0.002	0.005	0.006	0.014	nd	0.006	tr	0.007
43304	COGO	I	M	1	89d	6j	ON	nd	nd	tr	tr	tr	nd	nd	nd	nd
43307	COGO	1:1:0	1:0:1	2	89d	6j	ON	nd	nd	tr	0.002	0.002	nd	nd	nd	nd
43308	COGO	A	F	1	89d	6j	ON	tr	nd	tr	0.003	0.004	nd	tr	nd	tr
43312	COGO	1:2:0	0:2:1	3	89d	6j	ON	nd	nd	tr	0.002	0.002	tr	nd	nd	tr
47951	COGO	2:6:0	0:8:0	8	90d	6f	ON	nd	tr	tr	0.004	0.004	nd	tr	nd	tr
38291	OLDS	0:4:0	2:2:0	4	88a	6g	ON	0.002	0.005	0.006	0.012	0.025	0.004	0.012	tr	0.017
Southern Ontario - Mergansers																
47846	COME	A	F	1	90d	6b	ON	nd	tr	tr	0.002	0.003	tr	tr	nd	tr
47968	HOME	2:0:0	0:2:0	2	90d	6a	ON	nd	nd	nd	tr	tr	tr	nd	nd	tr
47840	HOME	3:0:0	1:2:0	3	90d	6b	ON	nd	nd	tr	0.001	0.001	tr	nd	nd	tr
47924	HOME	4:2:0	2:4:0	6	90d	6i	ON	nd	nd	tr	0.001	0.001	nd	nd	nd	nd
47751	RBME	1:1:0	1:1:0	2	90d	6b	ON	tr	tr	tr	0.005	0.006	tr	tr	tr	tr

Table 4: Continued

(values in mg/kg wet weight)

USOX #	Species	Age I:A:U	Sex F:M:U	N	Year	Mapref	Prov	1,2,4,5 -T4CB	1,2,3,4 -T4CB	QCB	HCB	S_CBz	a-HCH	b-HCH	g-HCH	S_HCH
Northern Ontario - Geese & Swans																
44546	CAGO	0:5:0	2:3:0	5	90b	7c	ON	nd	nd	nd	tr	tr	nd	nd	nd	nd
44969	CAGO	0:9:0	6:2:1	9	90b	7d	ON	nd	nd	nd	tr	tr	nd	nd	nd	nd
44790	CAGO	0:10:0	7:3:0	10	90b	7g	ON	nd	nd	nd	tr	tr	nd	nd	nd	nd
44970	CAGO	0:10:0	3:7:0	10	90b	7k	ON	nd	nd	nd	tr	tr	nd	nd	nd	nd
48005	CAGO	0:6:0	4:2:0	6	90d	7f	ON	nd	nd	nd	tr	tr	tr	nd	nd	tr
47280	CAGO	2:8:0	4:6:0	10	90d	7i	ON	nd	nd	nd	tr	tr	nd	nd	nd	nd
41640	LSGO	6:4:0	7:3:0	10	89b	7g	ON	nd	nd	nd	tr	tr	nd	nd	nd	nd
43295	LSGO	3:7:0	5:5:0	10	89d	7g	ON	nd	nd	nd	nd	nd	nd	nd	nd	nd
Northern Ontario - Dabbling Ducks																
43364	ABDU	0:5:0	3:2:0	5	89d	7h	ON	nd	nd	nd	tr	tr	nd	nd	nd	nd
39905	AGWT	A	F	1	88c	7e	ON	nd	nd	nd	tr	tr	nd	nd	nd	nd
40473	AMWI	I	F	1	88d	7a	ON	tr	nd	nd	tr	tr	nd	nd	nd	nd
40360	MALL	0:3:0	2:1:0	3	88c	7c	ON	nd	nd	nd	tr	tr	nd	nd	nd	nd
40361	MALL	3:0:0	2:1:0	3	88c	7c	ON	nd	nd	nd	tr	tr	nd	nd	nd	nd
40356	MALL	0:4:0	1:3:0	4	88c	7e	ON	nd	nd	nd	0.001	0.001	nd	nd	nd	nd
40357	MALL	3:0:0	1:2:0	3	88c	7e	ON	nd	nd	nd	tr	tr	nd	nd	nd	nd
40478	MALL	0:4:0	2:2:0	4	88d	7a	ON	nd	nd	nd	tr	tr	nd	nd	nd	nd
40591	MALL	0:5:0	2:3:0	5	88d	7h	ON	nd	nd	nd	tr	tr	nd	nd	nd	nd
43516	MALL	1:9:0	1:9:0	10	89d	7f	ON	nd	nd	nd	tr	tr	nd	nd	nd	nd
43353	MALL	1:3:0	1:3:0	4	89d	7h	ON	nd	nd	nd	nd	nd	nd	nd	nd	nd
43388	MALL	5:4:0	4:5:0	9	89d	7k	ON	nd	nd	nd	nd	nd	nd	nd	nd	nd
44325	MALL	0:5:0	0:5:0	5	90b	7c	ON	nd	nd	tr	tr	tr	nd	nd	nd	nd
44769	MALL	0:2:0	1:1:0	2	90b	7c	ON	nd	nd	nd	tr	tr	nd	nd	nd	nd
47432	MALL	1:11:0	4:8:0	12	90d	7a	ON	nd	nd	nd	tr	tr	nd	nd	nd	nd
47207	MALL	0:7:0	5:2:0	7	90d	7j	ON	nd	nd	nd	tr	tr	nd	nd	nd	nd
43558	NSHO	I	F	1	89d	7f	ON	nd	nd	tr	0.001	0.002	nd	nd	nd	nd
43358	WODU	A	M	1	89d	7h	ON	nd	nd	nd	nd	nd	nd	nd	nd	nd
47290	WODU	A	M	1	90d	7a	ON	nd	nd	nd	tr	tr	nd	nd	nd	nd
Northern Ontario - Bay Ducks																
43555	GRSC	0:3:0	1:2:0	3	89d	7f	ON	nd	nd	tr	tr	tr	nd	nd	nd	nd
43557	LESC	A	M	1	89d	7f	ON	tr	nd	tr	0.001	0.002	nd	nd	nd	nd
47289	LESC	0:3:0	3:0:0	3	90d	7a	ON	nd	nd	nd	nd	nd	nd	nd	nd	nd
43551	RNDU	1:3:0	2:2:0	4	89d	7f	ON	nd	nd	nd	nd	nd	nd	nd	nd	nd
Northern Ontario - Sea Ducks																
43397	BUFF	I	F	1	89d	7k	ON	nd	nd	tr	tr	tr	tr	nd	nd	tr
43298	COGO	0:2:0	0:2:0	2	89b	7h	ON	tr	tr	tr	0.004	0.006	nd	tr	nd	tr
43556	COGO	A	F	1	89d	7f	ON	nd	nd	nd	tr	tr	nd	nd	nd	nd

Table 4: Continued

(values in mg/kg wet weight)

USOX #	Species	Age I:A:U	Sex F:M:U	N	Year	Mapref	Prov	1,2,4,5 -T4CB	1,2,3,4 -T4CB	QCB	HCB	S_CBz	a-HCH	b-HCH	g-HCH	S_HCH
43396	COGO	3:0:0	1:2:0	3	89d	7k	ON	nd	nd	nd	tr	tr	nd	nd	nd	nd
47291	COGO	A	M	1	90d	7a	ON	nd	nd	nd	nd	nd	nd	nd	nd	nd
47893	COGO	I	M	1	90d	7h	ON	nd	nd	nd	tr	tr	nd	nd	nd	nd
Northern Ontario - Mergansers																
43344	COME	A	M	1	89b	7h	ON	nd	0.002	0.002	0.023	0.027	0.002	nd	nd	0.002
47285	COME	I	M	1	90d	7a	ON	nd	nd	nd	tr	tr	nd	nd	nd	nd
47993	COME	A	F	1	90d	7b	ON	tr	tr	tr	0.002	0.003	tr	tr	nd	tr
47138	COME	0:6:0	6:0:0	6	90d	7c	ON	nd	nd	nd	0.002	0.002	tr	tr	nd	tr
47632	COME	1:2:0	2:1:0	3	90d	7h	ON	nd	nd	tr	0.002	0.002	0.001	tr	nd	0.002
43398	HOME	I	F	1	89d	7k	ON	nd	nd	tr	0.001	0.001	nd	nd	nd	nd
47845	HOME	4:0:0	2:2:0	4	90d	7h	ON	nd	nd	nd	tr	tr	tr	tr	nd	tr
47894	HOME	I	M	1	90d	7h	ON	nd	nd	nd	tr	tr	tr	nd	nd	tr
40362	RBME	0:2:0	2:0:0	2	88c	7c	ON	nd	nd	nd	0.002	0.002	tr	nd	nd	tr
40358	RBME	0:3:0	3:0:0	3	88c	7e	ON	nd	nd	tr	0.003	0.004	tr	tr	nd	tr
47633	RBME	A	F	1	90d	7h	ON	nd	nd	tr	0.002	0.002	tr	tr	nd	tr
Northern Ontario - Loons																
40359	COLO	0:4:0	3:1:0	4	88b	7e	ON	tr	nd	0.001	0.014	0.016	tr	tr	tr	0.002
40363	COLO	0:3:0	2:1:0	3	88c	7c	ON	nd	nd	nd	0.009	0.009	nd	nd	nd	nd
44315	COLO	0:6:0	2:4:0	6	90b	7c	ON	nd	nd	0.001	0.014	0.016	nd	nd	nd	nd
46125	COLO	0:4:0	1:3:0	4	90b	7c	ON	nd	tr	tr	0.009	0.009	tr	tr	nd	tr
46116	COLO	0:10:0	4:6:0	10	90b	7e	ON	nd	nd	nd	0.002	0.002	tr	0.001	nd	0.002
Prairies - Terrestrial Browsers																
69807	RUGR	0:2:0	0:2:0	2	94b	8b	YT	nd	nd	nd	nd	nd	nd	nd	nd	nd
69808	SPGR	0:3:0	2:1:0	3	94b	8b	YT	nd	nd	nd	nd	nd	nd	nd	nd	nd
Prairies - Geese & Swans																
41780	CAGO	10:0:0	0:1:9	10	89d	8e	AB	nd	nd	nd	nd	nd	nd	nd	nd	nd
63194	CAGO	4:6:0	2:8:0	10	93c	8w	MB	nd	nd	nd	nd	nd	nd	nd	nd	nd
66806	CAGO	10:0:0	5:5:0	10	93d	8aa	MB	nd	nd	nd	nd	nd	nd	nd	nd	nd
63132	CAGO	8:2:0	6:4:0	10	93d	8e	AB	nd	nd	nd	nd	nd	nd	nd	nd	nd
63050	CAGO	2:0:0	0:2:0	2	93d	8f	AB	nd	nd	nd	nd	nd	nd	nd	nd	nd
64791	CAGO	0:10:0	3:7:0	10	93d	8g	AB	nd	nd	nd	nd	nd	nd	nd	nd	nd
64022	CAGO	1:4:0	3:2:0	5	93d	8h	AB	nd	nd	nd	tr	tr	nd	nd	nd	nd
63953	CAGO	0:3:0	1:2:0	3	93d	8i	AB	nd	nd	nd	tr	tr	nd	nd	nd	nd
69250	CAGO	3:3:0	5:1:0	6	93d	8l	AB	nd	nd	nd	nd	nd	nd	nd	nd	nd
64256	CAGO	0:2:0	1:1:0	2	93d	8m	SK	nd	nd	nd	nd	nd	nd	nd	nd	nd
64258	CAGO	0:9:0	6:3:0	9	93d	8q	SK	nd	nd	nd	nd	nd	nd	nd	nd	nd
64317	CAGO	6:4:0	7:3:0	10	93d	8q	SK	nd	nd	nd	nd	nd	nd	nd	nd	nd

Table 4: Continued

(values in mg/kg wet weight)

USOX #	Species	Age I:A:U	Sex F:M:U	N	Year	Mapref	Prov	1,2,4,5 -T4CB	1,2,3,4 -T4CB	QCB	HCB	S_CBz	a-HCH	b-HCH	g-HCH	S_HCH
65512	CAGO	0:3:0	1:2:0	3	93d	8q	SK	nd	nd	nd	tr	tr	nd	nd	nd	nd
64485	CAGO	0:10:0	7:3:0	10	93d	8s	SK	nd	nd	nd	tr	tr	nd	nd	nd	nd
65777	CAGO	0:5:0	1:4:0	5	93d	8u	SK	nd	nd	nd	nd	nd	nd	nd	nd	nd
64894	CAGO	4:3:0	5:2:0	7	93d	8x	MB	nd	nd	tr	tr	0.001	nd	nd	nd	nd
67133	CAGO	8:2:0	6:4:0	10	93d	8z	MB	nd	nd	nd	nd	nd	nd	nd	nd	nd
65494	CAGO	A	M	1	94b	8b	YT	nd	nd	nd	tr	tr	nd	nd	nd	nd
65505	GWFG	0:3:0	2:1:0	3	93d	8r	SK	nd	nd	nd	nd	nd	nd	nd	nd	nd
64318	GWFG	8:2:0	7:3:0	10	93d	8s	SK	nd	nd	nd	nd	nd	nd	nd	nd	nd
40311	LSGO	0:7:0	4:3:0	7	88d	8w	MB	nd	nd	nd	tr	tr	nd	nd	nd	nd
63183	LSGO	2:8:0	5:5:0	10	93c	8w	MB	nd	nd	nd	nd	nd	nd	nd	nd	nd
67135	LSGO	10:0:0	6:4:0	10	93d	8aa	MB	nd	nd	nd	nd	nd	nd	nd	nd	nd
69426	LSGO	1:2:0	2:1:0	3	93d	8bb	MB	nd	nd	nd	nd	nd	nd	nd	nd	nd
63948	LSGO	10:0:0	6:4:0	10	93d	8j	AB	nd	nd	nd	nd	nd	nd	nd	tr	tr
65533	LSGO	5:2:0	2:5:0	7	93d	8n	SK	nd	nd	nd	nd	nd	nd	nd	nd	nd
64556	LSGO	0:10:0	4:6:0	10	93d	8q	SK	nd	nd	nd	nd	nd	nd	nd	nd	nd
69254	LSGO	2:0:0	0:2:0	2	93d	8v	SK	nd	nd	nd	nd	nd	nd	nd	nd	nd
67713	LSGO	10:0:0	5:5:0	10	93d	8z	MB	nd	nd	nd	nd	nd	nd	nd	nd	nd
Prairies - Dabbling Ducks																
69169	ABDU	0:2:0	1:1:0	2	93d	8aa	MB	nd	nd	nd	nd	nd	nd	nd	nd	nd
64503	AGWT	A	F	1	92c	8f	AB	nd	nd	nd	nd	nd	nd	nd	nd	nd
66442	AGWT	3:4:0	4:3:0	7	93d	8aa	MB	nd	nd	nd	tr	tr	nd	nd	nd	nd
64021	AGWT	2:6:0	8:0:0	8	93d	8h	AB	nd	nd	nd	tr	tr	nd	nd	nd	nd
69248	AGWT	0:2:0	2:0:0	2	93d	8l	AB	nd	nd	nd	nd	nd	nd	nd	nd	nd
63415	AGWT	A	M	1	93d	8p	SK	nd	nd	nd	tr	tr	nd	nd	nd	nd
65746	AGWT	3:0:0	0:3:0	3	93d	8t	SK	nd	nd	nd	nd	nd	nd	nd	nd	nd
64770	AGWT	5:1:0	2:4:0	6	93d	8x	MB	nd	nd	nd	tr	tr	nd	nd	nd	nd
69877	AGWT	0:5:0	2:3:0	5	94b	8b	YT	nd	nd	nd	tr	tr	nd	nd	nd	nd
64486	AMWI	A	M	1	92c	8f	AB	nd	nd	nd	nd	nd	nd	nd	nd	nd
64501	AMWI	I	F	1	92c	8f	AB	nd	nd	nd	nd	nd	nd	nd	nd	nd
63163	AMWI	I	M	1	93d	8bb	MB	nd	nd	nd	nd	nd	nd	nd	nd	nd
63143	AMWI	I	M	1	93d	8d	AB	nd	nd	nd	nd	nd	nd	nd	nd	nd
63950	AMWI	0:10:0	5:5:0	10	93d	8h	AB	nd	nd	nd	tr	tr	nd	nd	tr	tr
69425	AMWI	0:9:0	5:4:0	9	93d	8l	AB	nd	nd	nd	nd	nd	nd	nd	nd	nd
68879	AMWI	0:2:0	2:0:0	2	94c	8c	BC	tr	nd	nd	nd	tr	nd	nd	nd	nd
64502	BWTE	A	F	1	92c	8f	AB	nd	nd	nd	nd	nd	nd	nd	nd	nd
63957	BWTE	1:1:0	1:1:0	2	93d	8h	AB	nd	nd	nd	tr	tr	nd	nd	nd	nd
63688	BWTE	3:2:0	1:4:0	5	93d	8l	AB	nd	nd	nd	nd	nd	nd	nd	nd	nd
63333	BWTE	A	F	1	93d	8q	SK	nd	nd	nd	nd	nd	nd	nd	nd	nd
65776	BWTE	2:5:0	4:3:0	7	93d	8t	SK	nd	nd	nd	tr	tr	nd	nd	nd	nd
64776	BWTE	3:0:0	2:1:0	3	93d	8x	MB	nd	nd	nd	nd	nd	nd	nd	nd	nd
67132	BWTE	1:1:0	2:0:0	2	93d	8z	MB	nd	nd	nd	tr	tr	nd	nd	nd	nd
69910	BWTE	1:1:0	1:1:0	2	94c	8c	BC	tr	nd	nd	tr	tr	nd	nd	nd	nd
64162	GADW	3:1:0	2:2:0	4	93c	8t	SK	nd	nd	nd	nd	nd	nd	nd	nd	nd
63032	GADW	I	F	1	93d	8f	AB	nd	nd	nd	nd	nd	nd	nd	nd	nd

Table 4: Continued

(values in mg/kg wet weight)

USOX #	Species	Age I:A:U	Sex F:M:U	N	Year	Mapref	Prov	1,2,4,5 -T4CB	1,2,3,4 -T4CB	QCB	HCB	S_CBz	a-HCH	b-HCH	g-HCH	S_HCH
64145	GADW	0:10:0	4:6:0	10	93d	8h	AB	nd	nd	nd	tr	tr	nd	nd	nd	nd
63251	GADW	A	M	1	93d	8l	AB	nd	nd	nd	tr	tr	nd	nd	nd	nd
69251	GADW	1:8:0	3:6:0	9	93d	8l	AB	nd	nd	nd	nd	nd	nd	nd	nd	nd
64251	GADW	4:6:0	5:5:0	10	93d	8p	SK	nd	nd	nd	nd	nd	nd	nd	nd	nd
63330	GADW	A	M	1	93d	8t	SK	tr	nd	nd	nd	tr	nd	nd	nd	nd
65779	GADW	3:2:0	2:3:0	5	93d	8t	SK	nd	nd	nd	nd	nd	nd	nd	nd	nd
40230	MALL	I	M	1	88d	8d	AB	nd	nd	nd	tr	tr	nd	nd	nd	nd
40876	MALL	0:7:0	2:5:0	7	88d	8g	AB	nd	nd	nd	nd	nd	nd	nd	nd	nd
40442	MALL	2:8:0	3:7:0	10	88d	8p	SK	nd	nd	nd	tr	tr	nd	nd	nd	nd
40299	MALL	0:10:0	1:9:0	10	88d	8x	MB	nd	nd	nd	nd	nd	nd	nd	nd	nd
41769	MALL	0:10:0	2:8:0	10	89d	8g	AB	nd	nd	nd	tr	tr	nd	nd	nd	nd
41758	MALL	1:9:0	0:10:0	10	89d	8h	AB	nd	nd	nd	tr	tr	nd	nd	nd	nd
43500	MALL	1:2:0	2:1:0	3	89d	8s	SK	nd	nd	nd	tr	tr	nd	nd	nd	nd
43531	MALL	0:10:0	6:4:0	10	89d	8t	SK	nd	nd	nd	nd	nd	nd	nd	nd	nd
64505	MALL	A	F	1	92c	8f	AB	nd	nd	nd	nd	nd	nd	nd	nd	nd
64248	MALL	0:10:0	4:6:0	10	93c	8t	SK	nd	nd	nd	tr	tr	nd	nd	nd	nd
68405	MALL	1:5:0	0:6:0	6	93c	8z	MB	nd	nd	nd	tr	tr	nd	nd	nd	nd
67131	MALL	4:4:0	5:3:0	8	93d	8aa	MB	nd	nd	nd	nd	nd	nd	nd	nd	nd
69430	MALL	0:10:0	3:7:0	10	93d	8bb	MB	nd	nd	nd	nd	nd	nd	nd	nd	nd
63140	MALL	3:4:0	3:4:0	7	93d	8d	AB	nd	nd	nd	nd	nd	nd	nd	nd	nd
63047	MALL	1:8:0	6:3:0	9	93d	8f	AB	nd	nd	nd	nd	nd	nd	nd	nd	nd
64667	MALL	0:10:0	7:3:0	10	93d	8g	AB	nd	nd	nd	nd	nd	nd	nd	nd	nd
63952	MALL	0:10:0	6:4:0	10	93d	8h	AB	nd	nd	nd	tr	tr	nd	nd	tr	tr
63949	MALL	5:5:0	7:3:0	10	93d	8i	AB	nd	nd	nd	tr	tr	nd	nd	nd	nd
69261	MALL	0:10:0	3:7:0	10	93d	8k	AB	nd	nd	nd	nd	nd	nd	nd	nd	nd
69428	MALL	0:10:0	4:6:0	10	93d	8l	AB	nd	nd	nd	nd	nd	nd	nd	nd	nd
64161	MALL	0:3:0	2:1:0	3	93d	8m	SK	nd	nd	nd	nd	nd	nd	nd	nd	nd
65303	MALL	0:9:0	2:7:0	9	93d	8n	SK	nd	nd	nd	tr	tr	nd	nd	nd	nd
64160	MALL	4:4:0	4:4:0	8	93d	8p	SK	nd	nd	nd	nd	nd	nd	nd	nd	nd
63331	MALL	A	M	1	93d	8q	SK	tr	nd	nd	nd	tr	nd	nd	nd	nd
64247	MALL	0:2:0	0:2:0	2	93d	8q	SK	nd	nd	nd	tr	tr	nd	nd	nd	nd
63352	MALL	A	M	1	93d	8s	SK	nd	nd	nd	nd	nd	nd	nd	nd	nd
69255	MALL	3:0:0	1:2:0	3	93d	8v	SK	nd	nd	nd	nd	nd	nd	nd	nd	nd
64771	MALL	8:2:0	2:8:0	10	93d	8x	MB	nd	nd	nd	nd	nd	nd	nd	nd	nd
66976	MALL	6:4:0	6:4:0	10	93d	8z	MB	nd	nd	nd	nd	nd	nd	nd	nd	nd
69886	MALL	0:5:0	1:4:0	5	94b	8b	YT	nd	nd	nd	tr	tr	nd	nd	nd	nd
63947	NOPI	A	F	1	93d	8aa	MB	nd	nd	nd	nd	nd	nd	nd	nd	nd
64769	NOPI	8:2:0	5:5:0	10	93d	8g	AB	nd	nd	nd	tr	tr	nd	nd	nd	nd
63975	NOPI	1:4:0	3:2:0	5	93d	8h	AB	nd	nd	nd	tr	tr	nd	nd	tr	tr
63720	NOPI	A	F	1	93d	8k	AB	nd	nd	nd	tr	tr	nd	nd	nd	nd
69429	NOPI	2:8:0	6:4:0	10	93d	8l	AB	nd	nd	nd	nd	nd	nd	nd	nd	nd
63332	NOPI	A	M	1	93d	8q	SK	nd	nd	nd	nd	nd	nd	nd	nd	nd
63205	NOPI	1:9:0	4:6:0	10	93d	8w	MB	nd	nd	nd	nd	nd	nd	nd	nd	nd
64976	NOPI	8:0:0	7:1:0	8	93d	8x	MB	nd	nd	nd	tr	tr	nd	nd	nd	nd
65495	NOPI	A	F	1	94b	8b	YT	nd	nd	nd	nd	nd	nd	nd	nd	nd
68421	NOPI	A	F	1	94c	8c	BC	tr	nd	nd	tr	tr	nd	nd	nd	nd

Table 4: Continued

(values in mg/kg wet weight)

USOX #	Species	Age I:A:U	Sex F:M:U	N	Year	Mapref	Prov	1,2,4,5 -T4CB	1,2,3,4 -T4CB	QCB	HCB	S_CBz	a-HCH	b-HCH	g-HCH	S_HCH
66805	NSHO	4:2:0	4:2:0	6	93d	8aa	MB	nd	nd	nd	tr	tr	nd	nd	nd	nd
65803	NSHO	2:0:0	2:0:0	2	93d	8d	AB	nd	nd	nd	tr	tr	nd	nd	nd	nd
63974	NSHO	2:3:0	4:1:0	5	93d	8h	AB	nd	nd	nd	tr	tr	nd	nd	nd	nd
64745	NSHO	10:0:0	5:5:0	10	93d	8x	MB	nd	nd	nd	tr	tr	nd	nd	nd	nd
Prairies - Bay Ducks																
70159	CANV	10:0:0	3:7:0	10	92c	8f	AB	nd	nd	nd	nd	nd	nd	nd	nd	nd
43542	LESC	3:5:2	4:6:0	10	89d	8p	SK	nd	nd	nd	tr	tr	nd	nd	nd	nd
69236	LESC	2:0:0	1:1:0	2	93d	8cc	MB	nd	nd	nd	nd	nd	nd	nd	nd	nd
63046	LESC	I	F	1	93d	8f	AB	nd	nd	nd	nd	nd	nd	nd	nd	nd
63267	LESC	I	F	1	93d	8h	AB	nd	nd	nd	tr	tr	tr	nd	tr	tr
63324	LESC	A	M	1	93d	8o	SK	nd	nd	nd	tr	tr	nd	nd	nd	nd
64159	LESC	0:10:0	5:5:0	10	93d	8p	SK	nd	nd	nd	tr	tr	nd	nd	nd	nd
63349	LESC	A	M	1	93d	8q	SK	nd	nd	nd	tr	tr	nd	nd	nd	nd
64790	LESC	2:8:0	1:9:0	10	93d	8x	MB	nd	nd	tr	tr	0.001	nd	nd	nd	nd
67134	LESC	5:4:0	4:5:0	9	93d	8z	MB	nd	nd	nd	tr	tr	nd	nd	nd	nd
69566	LESC	I	M	1	94d	8a	YT	nd	nd	nd	nd	nd	nd	nd	nd	nd
63678	REDH	3:2:0	3:2:0	5	93d	8bb	MB	nd	nd	nd	nd	nd	nd	nd	nd	nd
69249	REDH	0:3:0	3:0:0	3	93d	8l	AB	nd	nd	nd	nd	nd	nd	nd	nd	nd
67292	REDH	0:10:0	3:7:0	10	93d	8y	MB	0.002	nd	nd	nd	0.002	nd	nd	nd	nd
68161	RNDU	6:2:0	3:5:0	8	93d	8cc	MB	nd	nd	nd	nd	nd	nd	nd	nd	nd
63045	RNDU	I	F	1	93d	8f	AB	nd	nd	nd	nd	nd	nd	nd	nd	nd
69554	RNDU	A	F	1	94b	8b	YT	nd	nd	nd	nd	nd	nd	nd	nd	nd
Prairies - Sea Ducks																
63325	BUFF	A	F	1	93d	8o	SK	nd	nd	nd	0.001	0.001	nd	nd	nd	nd
69170	BUFF	2:0:0	1:1:0	2	93d	8z	MB	nd	nd	nd	tr	tr	nd	nd	nd	nd
69601	BUFF	0:2:0	2:0:0	2	94b	8b	YT	nd	nd	nd	0.001	0.001	nd	0.002	nd	0.002
69805	BUFF	0:3:0	1:2:0	3	94b	8b	YT	nd	nd	nd	0.003	0.003	nd	0.001	nd	0.001
43491	COGO	5:1:0	2:4:0	6	89d	8p	SK	nd	nd	tr	tr	0.001	nd	nd	tr	tr
43496	COGO	4:0:0	2:2:0	4	89d	8p	SK	nd	nd	tr	tr	tr	nd	nd	nd	nd
63048	COGO	4:1:0	2:3:0	5	93d	8f	AB	nd	nd	nd	nd	nd	nd	nd	nd	nd
69892	COGO	1:4:0	0:5:0	5	94b	8b	YT	nd	nd	nd	0.004	0.004	nd	0.003	nd	0.003
69565	SUSC	I	F	1	94d	8a	YT	nd	nd	nd	tr	tr	nd	nd	nd	nd
69564	WWSC	I	F	1	94d	8a	YT	nd	nd	nd	tr	tr	nd	nd	nd	nd
Pacific - Terrestrial Browsers																
69891	PTAR	0:6:0	2:4:0	6	94d	9b	YT	nd	nd	nd	nd	nd	nd	nd	nd	nd
69246	ROPT	0:3:0	1:2:0	3	94b	9a	YT	nd	nd	nd	nd	nd	nd	nd	nd	nd
65543	RUGR	A	M	1	94b	9a	YT	nd	nd	nd	nd	nd	nd	nd	nd	nd
68850	RUGR	A	M	1	94d	9b	YT	nd	nd	nd	nd	nd	nd	nd	nd	nd
69247	SPGR	0:4:0	1:3:0	4	94b	9a	YT	nd	nd	nd	nd	nd	nd	nd	nd	nd

Table 4: Continued

(values in mg/kg wet weight)

USOX #	Species	Age I:A:U	Sex F:M:U	N	Year	Mapref	Prov	1,2,4,5 -T4CB	1,2,3,4 -T4CB	QCB	HCB	S_CBz	a-HCH	b-HCH	g-HCH	S_HCH
66034	SPGR	0:3:0	2:1:0	3	94b	9b	YT	nd	nd	nd	nd	nd	nd	nd	nd	nd
69078	SPGR	0:5:0	3:2:0	5	94b	9b	YT	nd	nd	nd	nd	nd	nd	nd	nd	nd
68849	SPGR	0:4:0	2:2:0	4	94d	9b	YT	nd	nd	nd	nd	nd	nd	nd	nd	nd
69238	WIPT	0:2:0	1:1:0	2	94b	9a	YT	nd	nd	nd	nd	nd	nd	nd	nd	nd
69602	WIPT	0:2:0	0:2:0	2	94b	9b	YT	nd	nd	nd	nd	nd	nd	nd	nd	nd
69603	WIPT	0:3:0	2:1:0	3	94c	9b	YT	nd	nd	nd	nd	nd	nd	nd	nd	nd
Pacific - Geese & Swans																
70336	BLBR	0:6:0	2:4:0	6	95a	9j	BC	nd	nd	nd	tr	tr	nd	nd	nd	nd
43846	CAGO	0:4:0	2:2:0	4	90a	9j	BC	nd	nd	tr	tr	tr	nd	nd	nd	nd
66044	CAGO	0:2:0	1:1:0	2	94b	9b	YT	nd	nd	nd	nd	nd	nd	nd	nd	nd
70333	CAGO	0:5:0	3:2:0	5	94d	9j	BC	nd	nd	0.001	tr	0.002	nd	nd	nd	nd
70229	CAGO	A	M	1	94d	9k	BC	nd	nd	nd	tr	tr	nd	nd	nd	nd
68965	CAGO	0:5:0	2:3:0	5	94d	9l	BC	nd	nd	nd	nd	nd	nd	nd	nd	nd
Pacific - Dabbling Ducks																
43479	AGWT	I	M	1	89d	9j	BC	nd	nd	tr	0.002	0.002	nd	tr	nd	tr
69456	AGWT	0:7:0	2:5:0	7	92b	9b	YT	nd	nd	tr	0.020	0.021	nd	0.001	nd	0.001
66008	AGWT	A	M	1	93b	9b	YT	nd	nd	nd	0.002	0.002	nd	nd	nd	nd
65306	AGWT	0:2:0	0:2:0	2	94b	9b	YT	nd	nd	nd	tr	tr	nd	nd	nd	nd
69878	AGWT	0:2:0	2:0:0	2	94b	9b	YT	nd	nd	0.003	0.059	0.062	nd	nd	nd	nd
69879	AGWT	4:0:0	1:3:0	4	94b	9b	YT	nd	nd	tr	0.004	0.005	nd	tr	nd	tr
68492	AGWT	0:10:0	2:8:0	10	94d	9e	BC	nd	nd	nd	nd	nd	nd	nd	nd	nd
68652	AGWT	0:2:0	1:1:0	2	94d	9f	BC	nd	nd	nd	nd	nd	nd	nd	nd	nd
68676	AGWT	3:5:0	5:3:0	8	94d	9g	BC	nd	nd	nd	tr	tr	nd	nd	nd	nd
68691	AGWT	0:2:0	2:0:0	2	94d	9g	BC	nd	nd	nd	tr	tr	nd	nd	nd	nd
69144	AGWT	0:10:0	5:5:0	10	94d	9h	BC	nd	nd	nd	tr	tr	nd	nd	nd	nd
69165	AGWT	3:6:0	6:3:0	9	94d	9i	BC	nd	nd	nd	tr	tr	nd	nd	nd	nd
70259	AGWT	0:2:0	1:1:0	2	94d	9i	BC	nd	nd	nd	0.001	0.001	nd	nd	nd	nd
68941	AGWT	A	F	1	94d	9j	BC	nd	nd	nd	nd	nd	nd	nd	nd	nd
68942	AGWT	2:6:0	4:4:0	8	94d	9j	BC	nd	nd	nd	nd	nd	nd	nd	nd	nd
70255	AGWT	1:3:0	4:0:0	4	94d	9j	BC	nd	nd	nd	nd	nd	nd	nd	nd	nd
68439	AGWT	2:8:0	7:3:0	10	94d	9k	BC	nd	nd	nd	tr	tr	nd	nd	nd	nd
68797	AGWT	1:4:0	3:2:0	5	94d	9m	BC	nd	nd	nd	nd	nd	nd	nd	nd	nd
43478	AMWI	0:2:0	1:1:0	2	89d	9j	BC	nd	nd	tr	tr	tr	nd	nd	nd	nd
69880	AMWI	0:2:0	0:2:0	2	94b	9b	YT	nd	nd	nd	tr	tr	nd	nd	nd	nd
69881	AMWI	0:4:0	1:3:0	4	94b	9b	YT	nd	nd	nd	tr	tr	nd	nd	nd	nd
68481	AMWI	2:4:0	3:3:0	6	94d	9e	BC	nd	nd	nd	nd	nd	nd	nd	nd	nd
68649	AMWI	5:5:0	5:5:0	10	94d	9f	BC	nd	nd	nd	nd	nd	nd	nd	nd	nd
68688	AMWI	0:2:0	2:0:0	2	94d	9g	BC	nd	nd	nd	nd	nd	nd	nd	nd	nd
70337	AMWI	1:1:0	0:2:0	2	94d	9g	BC	nd	nd	nd	nd	nd	nd	nd	nd	nd
70316	AMWI	2:4:0	4:2:0	6	94d	9h	BC	nd	nd	nd	nd	nd	nd	nd	nd	nd
70328	AMWI	1:1:0	2:0:0	2	94d	9i	BC	nd	nd	nd	nd	nd	nd	nd	nd	nd
70300	AMWI	0:10:0	3:7:0	10	94d	9j	BC	nd	nd	nd	tr	tr	nd	nd	nd	nd

Table 4: Continued

(values in mg/kg wet weight)

USOX #	Species	Age I:A:U	Sex F:M:U	N	Year	Mapref	Prov	1,2,4,5 -T4CB	1,2,3,4 -T4CB	QCB	HCB	S_CBz	a-HCH	b-HCH	g-HCH	S_HCH
68433	AMWI	4:6:0	5:5:0	10	94d	9k	BC	nd	nd	nd	nd	nd	nd	nd	nd	nd
70338	AMWI	0:2:0	1:1:0	2	94d	9k	BC	nd	nd	nd	nd	nd	nd	nd	nd	nd
68796	AMWI	0:5:0	3:2:0	5	94d	9m	BC	nd	nd	nd	nd	nd	nd	nd	nd	nd
70340	AMWI	0:2:0	2:0:0	2	95a	9h	BC	nd	nd	nd	nd	nd	nd	nd	nd	nd
70329	AMWI	0:3:0	0:3:0	3	95a	9i	BC	nd	nd	nd	nd	nd	nd	nd	nd	nd
68503	BWTE	9:1:0	6:4:0	10	94d	9e	BC	nd	nd	nd	nd	nd	nd	nd	nd	nd
68651	BWTE	3:3:0	5:1:0	6	94d	9f	BC	nd	nd	nd	nd	nd	nd	nd	nd	nd
68692	BWTE	A	F	1	94d	9g	BC	nd	nd	nd	nd	nd	nd	nd	nd	nd
68457	BWTE	4:0:0	0:4:0	4	94d	9k	BC	nd	nd	nd	nd	nd	nd	nd	nd	nd
70332	BWTE	0:2:0	2:0:0	2	94d	9k	BC	nd	nd	nd	nd	nd	nd	nd	nd	nd
68685	GADW	I	M	1	94d	9g	BC	nd	nd	nd	nd	nd	nd	nd	nd	nd
70254	GADW	0:2:0	2:0:0	2	94d	9j	BC	nd	nd	tr	nd	tr	nd	nd	nd	nd
68415	GADW	4:5:0	5:4:0	9	94d	9k	BC	nd	nd	nd	nd	nd	nd	nd	nd	nd
70231	GADW	I	M	1	94d	9k	BC	nd	nd	nd	nd	nd	nd	nd	nd	nd
70339	GADW	2:0:0	2:0:0	2	94d	9l	BC	nd	nd	nd	nd	nd	nd	nd	nd	nd
70290	GADW	1:1:0	0:2:0	2	94d	9m	BC	nd	nd	nd	nd	nd	nd	nd	nd	nd
43276	MALL	0:8:0	2:6:0	8	88b	9b	YT	nd	nd	nd	tr	tr	nd	nd	nd	nd
40427	MALL	4:4:0	7:1:0	8	88d	9b	YT	nd	nd	nd	nd	nd	nd	nd	nd	nd
40339	MALL	0:10:0	3:7:0	10	88d	9i	BC	nd	nd	nd	tr	tr	nd	nd	nd	nd
40324	MALL	0:8:0	3:5:0	8	88d	9j	BC	nd	nd	nd	tr	tr	nd	nd	nd	nd
40808	MALL	0:7:0	4:3:0	7	88d	9k	BC	nd	nd	nd	tr	tr	nd	nd	nd	nd
43277	MALL	0:6:0	2:4:0	6	88d	9m	BC	nd	nd	nd	tr	tr	nd	nd	nd	nd
43444	MALL	0:6:0	3:3:0	6	89d	9l	BC	nd	nd	nd	tr	tr	nd	tr	nd	tr
69373	MALL	0:2:0	0:2:0	2	94b	9a	YT	nd	nd	tr	0.003	0.004	nd	nd	nd	nd
65998	MALL	0:7:0	1:6:0	7	94b	9b	YT	nd	nd	nd	tr	tr	nd	nd	nd	nd
66041	MALL	0:4:0	1:3:0	4	94b	9b	YT	nd	nd	tr	tr	0.002	nd	nd	nd	nd
65317	MALL	A	M	1	94b	9c	YT	nd	nd	0.002	0.002	0.003	nd	nd	nd	nd
69604	MALL	0:2:0	0:2:0	2	94b	9c	YT	nd	nd	nd	tr	tr	nd	nd	nd	nd
69580	MALL	0:8:0	4:4:0	8	94d	9d	BC	nd	nd	nd	tr	tr	nd	nd	nd	nd
68468	MALL	5:5:0	4:6:0	10	94d	9e	BC	nd	nd	nd	nd	nd	nd	nd	nd	nd
68616	MALL	6:4:0	6:4:0	10	94d	9f	BC	nd	nd	nd	nd	nd	nd	nd	nd	nd
68680	MALL	1:9:0	4:5:1	10	94d	9g	BC	nd	nd	nd	nd	nd	nd	nd	nd	nd
69133	MALL	1:9:0	6:4:0	10	94d	9h	BC	nd	nd	nd	tr	tr	nd	nd	nd	nd
69582	MALL	0:7:0	4:3:0	7	94d	9i	BC	nd	nd	nd	tr	tr	nd	nd	nd	nd
68948	MALL	0:5:0	4:1:0	5	94d	9j	BC	nd	nd	nd	tr	tr	nd	nd	nd	nd
70157	MALL	0:10:0	5:5:0	10	94d	9j	BC	nd	nd	nd	nd	nd	nd	nd	nd	nd
68450	MALL	0:10:0	3:7:0	10	94d	9k	BC	nd	tr	tr	nd	tr	nd	nd	nd	nd
68871	MALL	0:8:0	3:5:0	8	94d	9k	BC	nd	nd	nd	nd	nd	nd	nd	nd	nd
70262	MALL	0:2:0	0:2:0	2	94d	9k	BC	nd	nd	nd	nd	nd	nd	nd	nd	nd
68959	MALL	1:9:0	4:6:0	10	94d	9l	BC	nd	nd	nd	nd	nd	nd	nd	nd	nd
68795	MALL	2:3:0	4:1:0	5	94d	9m	BC	nd	nd	nd	nd	nd	nd	nd	nd	nd
70135	MALL	A	F	1	95a	9i	BC	nd	nd	nd	nd	nd	nd	nd	nd	nd
41859	NOPI	a 1:11:0	2:10:0	12	88b	9b	YT	nd	nd	tr	0.011	0.011	nd	tr	nd	tr
43471	NOPI	1:2:0	2:1:0	3	89d	9j	BC	nd	nd	tr	tr	tr	nd	tr	nd	tr
69262	NOPI	0:2:0	1:1:0	2	94b	9a	YT	nd	nd	nd	0.002	0.002	nd	nd	nd	nd
69708	NOPI	0:2:0	1:1:0	2	94b	9b	YT	nd	nd	nd	tr	tr	nd	nd	nd	nd

Table 4: Continued

(values in mg/kg wet weight)

USOX #	Species	Age I:A:U	Sex F:M:U	N	Year	Mapref	Prov	1,2,4,5 -T4CB	1,2,3,4 -T4CB	QCB	HCB	S_CBz	a-HCH	b-HCH	g-HCH	S_HCH
68653	NOPI	0:6:0	3:3:0	6	94d	9f	BC	nd	nd	nd	nd	nd	nd	nd	nd	nd
70267	NOPI	3:4:0	2:5:0	7	94d	9h	BC	nd	nd	nd	tr	tr	nd	nd	nd	nd
70136	NOPI	A	F	1	94d	9i	BC	nd	nd	nd	nd	nd	nd	nd	nd	nd
70158	NOPI	0:10:0	7:3:0	10	94d	9i	BC	nd	nd	nd	nd	nd	nd	nd	nd	nd
70296	NOPI	1:5:0	5:1:0	6	94d	9j	BC	nd	nd	nd	nd	nd	nd	nd	nd	nd
68422	NOPI	0:5:0	1:4:0	5	94d	9k	BC	nd	nd	nd	0.002	0.002	nd	nd	nd	nd
70244	NOPI	A	F	1	94d	9k	BC	nd	nd	nd	nd	nd	nd	nd	nd	nd
43475	NSHO	2:1:0	2:1:0	3	89d	9j	BC	nd	nd	tr	0.001	0.001	tr	tr	nd	tr
69372	NSHO	0:3:0	1:2:0	3	94b	9a	YT	nd	nd	tr	0.014	0.015	nd	nd	nd	nd
68650	NSHO	0:8:0	4:4:0	8	94d	9f	BC	nd	nd	nd	nd	nd	nd	nd	nd	nd
70260	NSHO	4:0:0	1:3:0	4	94d	9j	BC	nd	nd	0.009	0.001	0.010	nd	nd	nd	nd
68885	NSHO	0:6:0	3:3:0	6	94d	9k	BC	nd	nd	nd	tr	tr	nd	nd	nd	nd
70291	NSHO	1:2:0	1:2:0	3	94d	9k	BC	nd	nd	nd	tr	tr	nd	nd	nd	nd
70217	NSHO	I	M	1	94d	9m	BC	nd	nd	nd	nd	nd	nd	nd	nd	nd
Pacific - Bay Ducks																
40418	GRSC	I	F	1	88d	9i	BC	nd	nd	tr	tr	tr	tr	nd	nd	tr
69155	GRSC	1:1:0	1:1:0	2	95a	9i	BC	nd	nd	nd	tr	tr	nd	nd	nd	nd
70342	GRSC	1:4:0	0:5:0	5	95a	9j	BC	nd	nd	nd	0.004	0.004	nd	nd	nd	nd
40417	LESC a	I	F	1	88d	9b	YT	nd	nd	nd	tr	tr	nd	nd	nd	nd
43437	LESC	2:0:0	2:0:0	2	89d	9l	BC	nd	nd	nd	nd	nd	nd	nd	nd	nd
45979	LESC	0:10:0	1:9:0	10	90b	9b	YT	nd	nd	tr	0.002	0.002	tr	tr	nd	tr
66038	LESC	0:5:0	5:0:0	5	94b	9b	YT	nd	nd	nd	0.001	0.001	nd	nd	nd	nd
70214	LESC	A	F	1	94d	9g	BC	nd	nd	nd	nd	nd	nd	nd	nd	nd
70239	LESC	A	F	1	94d	9k	BC	nd	nd	nd	tr	tr	nd	nd	nd	nd
66028	RNDU	A	F	1	94b	9b	YT	nd	nd	nd	nd	nd	nd	nd	nd	nd
68473	RNDU	1:1:0	1:1:0	2	94d	9e	BC	nd	nd	nd	nd	nd	nd	nd	nd	nd
68693	RNDU	I	M	1	94d	9f	BC	nd	nd	nd	nd	nd	nd	nd	nd	nd
68667	RNDU	2:0:0	0:2:0	2	94d	9g	BC	nd	nd	nd	nd	nd	nd	nd	nd	nd
68684	RNDU	0:2:0	2:0:0	2	94d	9g	BC	nd	nd	nd	nd	nd	nd	nd	nd	nd
70292	RNDU	1:1:0	2:0:0	2	94d	9k	BC	nd	nd	nd	nd	nd	nd	nd	nd	nd
Pacific - Sea Ducks																
66025	BAGO	0:3:0	1:2:0	3	94b	9b	YT	nd	nd	nd	0.002	0.002	nd	0.002	nd	0.002
65315	BAGO	0:4:0	2:2:0	4	94b	9c	YT	nd	nd	nd	0.002	0.002	nd	0.002	nd	0.002
70261	BAGO	0:3:0	3:0:0	3	94d	9d	BC	nd	nd	nd	tr	tr	nd	nd	nd	nd
68664	BAGO	0:3:0	3:0:0	3	94d	9g	BC	nd	nd	nd	tr	tr	nd	nd	nd	nd
70294	BAGO	0:3:0	1:2:0	3	94d	9h	BC	nd	nd	nd	0.001	0.001	nd	nd	nd	nd
70334	BAGO	0:2:0	1:1:0	2	95a	9h	BC	nd	nd	nd	0.003	0.003	nd	0.001	nd	0.001
70293	BAGO	0:3:0	2:1:0	3	95a	9i	BC	nd	nd	nd	0.001	0.001	nd	0.001	nd	0.001
70341	BAGO	0:2:0	0:2:0	2	95a	9j	BC	nd	nd	nd	0.002	0.002	nd	0.002	nd	0.002
65310	BUFF	0:3:0	2:1:0	3	94b	9c	YT	nd	nd	nd	0.002	0.002	0.001	0.002	nd	0.003
69600	BUFF	0:3:0	2:1:0	3	94b	9c	YT	nd	nd	nd	0.003	0.003	nd	nd	nd	nd
70069	BUFF	4:4:0	3:5:0	8	94d	9d	BC	tr	nd	nd	0.001	0.002	tr	tr	nd	tr

Table 4: Continued

(values in mg/kg wet weight)

USOX #	Species	Age I:A:U	Sex F:M:U	N	Year	Mapref	Prov	1,2,4,5 -T4CB	1,2,3,4 -T4CB	QCB	HCB	S_CBz	a-HCH	b-HCH	g-HCH	S_HCH
68519	BUFF	2:6:0	6:2:0	8	94d	9e	BC	nd	nd	nd	nd	nd	nd	nd	nd	nd
68660	BUFF	0:6:0	3:3:0	6	94d	9g	BC	nd	nd	nd	nd	nd	nd	nd	nd	nd
70213	BUFF	I	M	1	94d	9g	BC	nd	nd	nd	nd	nd	nd	nd	nd	nd
71065	BUFF	2:5:0	7:0:0	7	94d	9h	BC	nd	nd	nd	0.004	0.004	tr	0.003	nd	0.003
70326	BUFF	0:4:0	1:3:0	4	94d	9i	BC	nd	nd	nd	0.001	0.001	nd	nd	nd	nd
63049	BUFF	0:3:0	2:1:0	3	94d	9j	BC	nd	nd	nd	tr	tr	nd	nd	nd	nd
68525	BUFF	A	M	1	94d	9k	BC	tr	nd	tr	tr	tr	nd	nd	nd	nd
70327	BUFF	1:4:0	1:4:0	5	94d	9k	BC	nd	nd	nd	nd	nd	nd	nd	nd	nd
70330	BUFF	1:1:0	0:2:0	2	94d	9k	BC	nd	nd	nd	0.001	0.001	nd	nd	nd	nd
70331	BUFF	1:1:0	1:1:0	2	94d	9i	BC	nd	nd	nd	tr	tr	nd	nd	nd	nd
70303	BUFF	0:3:0	0:3:0	3	95a	9i	BC	nd	nd	nd	tr	tr	nd	nd	nd	nd
70335	BUFF	0:3:0	0:3:0	3	95a	9j	BC	nd	nd	nd	0.003	0.003	nd	0.001	nd	0.001
41747	COGO	1:0:5	3:3:0	6	89d	9b	YT	nd	nd	nd	tr	tr	nd	nd	nd	nd
43434	COGO	3:1:0	2:2:0	4	89d	9i	BC	nd	nd	tr	0.001	0.002	nd	nd	nd	nd
65316	COGO	A	F	1	94b	9c	YT	nd	nd	nd	0.003	0.003	nd	0.002	nd	0.002
70253	COGO	3:3:0	3:3:0	6	94d	9d	BC	nd	nd	nd	0.002	0.002	nd	nd	nd	nd
68510	COGO	2:3:0	3:2:0	5	94d	9e	BC	nd	nd	nd	tr	tr	nd	nd	nd	nd
68523	COGO	3:0:0	1:2:0	3	94d	9k	BC	tr	nd	nd	tr	tr	nd	nd	nd	nd
70230	COGO	A	M	1	94d	9k	BC	nd	nd	nd	tr	tr	nd	nd	nd	nd
69809	OLDS	1:2:0	1:2:0	3	94d	9c	YT	nd	nd	tr	0.007	0.008	0.026	nd	tr	0.027
43463	SUSC	0:10:0	3:7:0	10	89d	9j	BC	nd	nd	tr	tr	0.001	nd	tr	nd	tr
43501	SUSC	0:3:0	1:2:0	3	89d	9j	BC	nd	nd	nd	tr	tr	nd	tr	nd	tr
45988	SUSC	0:4:0	1:3:0	4	90b	9b	YT	nd	tr	tr	0.005	0.006	nd	0.001	nd	0.001
46015	WWSC a	1:5:0	0:6:0	6	90b	9b	YT	nd	tr	tr	0.002	0.003	tr	0.001	nd	0.001
Pacific - Mergansers																
68799	HOME	0:3:0	2:1:0	3	94d	9m	BC	nd	nd	nd	tr	tr	nd	nd	nd	nd
70134	HOME	A	M	1	95a	9i	BC	nd	nd	nd	0.002	0.002	nd	nd	nd	nd
Eastern Arctic - Terrestrial Browsers																
52147	ROPT	A	F	1	91c	10o	PQ	tr	nd	tr	tr	tr	nd	nd	nd	nd
52145	ROPT	1:2:0	1:2:0	3	91d	10o	PQ	tr	nd	tr	tr	tr	tr	tr	tr	tr
55517	ROPT	0:4:0	2:2:0	4	92b	10i	PQ	nd	nd	nd	tr	tr	tr	nd	nd	tr
64154	ROPT	0:5:0	3:2:0	5	93b	10d	NT	nd	nd	nd	tr	tr	tr	nd	nd	tr
63539	ROPT	0:10:0	4:6:0	10	93d	10a	NT	nd	nd	nd	tr	tr	nd	nd	nd	nd
64484	ROPT	0:9:0	5:4:0	9	94a	10k	NT	nd	nd	nd	nd	nd	nd	nd	nd	nd
52146	WIPT	I	M	1	91c	10o	PQ	tr	nd	tr	tr	tr	nd	tr	tr	tr
56233	WIPT	A	M	1	92d	10l	PQ	nd	nd	nd	tr	tr	tr	nd	nd	tr
60489	WIPT	0:5:0	3:2:0	5	93b	10d	NT	nd	nd	nd	tr	tr	tr	nd	nd	tr

Table 4: Continued

(values in mg/kg wet weight)

USOX #	Species	Age I:A:U	Sex F:M:U	N	Year	Mapref	Prov	1,2,4,5 -T4CB	1,2,3,4 -T4CB	QCB	HCB	S_CBz	a-HCH	b-HCH	g-HCH	S_HCH
Eastern Arctic - Geese & Swans																
44153	CAGO	0:13:0	6:7:0	13	89c	10m	PQ	nd	nd	nd	tr	tr	nd	nd	nd	nd
46654	CAGO	9:0:1	9:1:0	10	90b	10k	NT	nd	nd	nd	nd	nd	nd	nd	nd	nd
49246	CAGO	0:2:0	1:1:0	2	91b	10e	NT	tr	nd	tr	tr	0.001	nd	nd	nd	nd
51805	CAGO	I	M	1	91c	10i	PQ	nd	nd	nd	tr	tr	nd	nd	nd	nd
50258	CAGO	1:4:0	4:1:0	5	91c	10o	PQ	nd	nd	tr	tr	tr	nd	nd	nd	nd
51978	CAGO	2:0:0	0:2:0	2	91d	10j	PQ	nd	nd	nd	tr	tr	nd	nd	nd	nd
51979	CAGO	0:2:0	2:0:0	2	91d	10j	PQ	nd	nd	nd	tr	tr	nd	nd	nd	nd
55497	CAGO	A	F	1	92b	10i	PQ	nd	nd	tr	tr	tr	nd	nd	nd	nd
55554	CAGO	0:8:0	2:6:0	8	92b	10p	LB	nd	nd	nd	tr	tr	nd	nd	nd	nd
55671	CAGO	0:3:0	3:0:0	3	92c	10l	PQ	nd	nd	nd	tr	tr	nd	nd	nd	nd
56200	CAGO	0:6:0	4:2:0	6	92d	10i	PQ	nd	nd	nd	tr	tr	nd	nd	nd	nd
56193	CAGO	A	M	1	92d	10n	PQ	nd	nd	nd	tr	tr	nd	nd	nd	nd
69056	CAGO	1:5:0	4:2:0	6	93b	10c	NT	nd	nd	nd	tr	tr	nd	nd	nd	nd
60490	CAGO	0:10:0	3:7:0	10	93b	10d	NT	nd	nd	tr	tr	tr	nd	nd	nd	nd
69077	CAGO	0:7:0	4:3:0	7	93b	10e	NT	nd	nd	nd	tr	tr	nd	nd	nd	nd
64510	CAGO	I	F	1	93d	10p	LB	nd	nd	nd	nd	nd	nd	nd	nd	nd
56632	GSGO	0:10:0	9:1:0	10	92c	10b	NT	nd	nd	nd	tr	tr	nd	nd	nd	nd
57008	GSGO	8:0:0	3:5:0	8	92c	10b	NT	nd	nd	nd	tr	tr	nd	nd	nd	nd
43107	LSGO	0:4:0	4:0:0	4	89b	10e	NT	nd	nd	nd	tr	tr	nd	nd	nd	nd
43108	LSGO	0:6:0	0:6:0	6	89b	10e	NT	nd	nd	nd	tr	tr	nd	nd	nd	nd
49331	LSGO	I	F	1	91b	10e	NT	nd	nd	nd	tr	tr	nd	nd	nd	nd
49332	LSGO	0:7:0	0:7:0	7	91b	10e	NT	nd	nd	nd	tr	tr	nd	nd	nd	nd
49333	LSGO	0:7:0	7:0:0	7	91b	10e	NT	nd	nd	nd	tr	tr	nd	nd	nd	nd
51795	LSGO	0:4:0	1:3:0	4	91b	10i	PQ	nd	nd	tr	tr	tr	nd	nd	nd	nd
51798	LSGO	1:1:0	1:1:0	2	91d	10j	PQ	nd	nd	nd	tr	tr	nd	nd	nd	nd
55334	LSGO	0:5:0	4:1:0	5	92b	10l	PQ	tr	nd	tr	tr	0.001	nd	nd	nd	nd
55339	LSGO	0:4:0	2:2:0	4	92b	10n	PQ	nd	nd	tr	tr	tr	nd	nd	nd	nd
55673	LSGO	A	M	1	92c	10l	PQ	nd	nd	nd	tr	tr	nd	nd	nd	nd
55672	LSGO	A	M	1	92c	10n	PQ	nd	nd	nd	tr	tr	nd	nd	nd	nd
56073	LSGO	1:8:0	3:6:0	9	92d	10l	PQ	nd	nd	nd	tr	tr	nd	tr	nd	tr
64533	LSGO	0:10:0	5:5:0	10	93b	10c	NT	nd	nd	nd	nd	nd	nd	nd	nd	nd
69049	LSGO	0:10:0	6:4:0	10	93b	10e	NT	nd	nd	nd	tr	tr	nd	nd	nd	nd
60926	LSGO	0:10:0	7:3:0	10	93b	10g	NT	nd	nd	nd	nd	nd	nd	nd	nd	nd
Eastern Arctic - Dabbling Ducks																
44194	ABDU	0:9:0	4:5:0	9	89c	10m	PQ	nd	nd	tr	tr	0.001	nd	nd	nd	nd
44163	AGWT	0:5:0	4:1:0	5	89c	10m	PQ	nd	nd	nd	tr	tr	nd	nd	nd	nd
44238	NOPI	0:6:0	4:2:0	6	89c	10m	PQ	nd	nd	nd	tr	tr	nd	nd	nd	nd

Table 4: Continued

(values in mg/kg wet weight)

USOX #	Species	Age I:A:U	Sex F:M:U	N	Year	Mapref	Prov	1,2,4,5 -T4CB	1,2,3,4 -T4CB	QCB	HCB	S_CBz	a-HCH	b-HCH	g-HCH	S_HCH
Eastern Arctic - Bay Ducks																
44249	RNDU	A	M	1	89c	10m	PQ	nd	nd	tr	tr	tr	nd	nd	nd	nd
Eastern Arctic - Sea Ducks																
44135	BLSC	0:8:0	8:0:0	8	89c	10m	PQ	nd	nd	tr	0.002	0.002	nd	tr	nd	tr
51769	BLSC	0:5:0	5:0:0	5	91d	10j	PQ	nd	nd	tr	tr	tr	nd	nd	nd	nd
55743	BLSC	0:2:0	0:2:0	2	92u	10l	PQ	tr	nd	tr	0.002	0.003	nd	tr	nd	tr
40634	COEI	0:2:0	2:0:0	2	88d	10k	NT	tr	tr	tr	0.006	0.007	nd	tr	nd	tr
40870	COEI	0:5:0	0:5:0	5	88d	10k	NT	nd	nd	nd	0.002	0.002	nd	nd	nd	nd
40871	COEI	5:0:0	1:4:0	5	88d	10k	NT	nd	nd	tr	0.001	0.002	tr	nd	nd	tr
43279	COEI	5:0:0	3:2:0	5	90a	10h	NT	nd	nd	tr	0.005	0.006	tr	tr	nd	tr
43280	COEI	0:3:0	3:0:0	3	90a	10h	NT	nd	nd	tr	0.003	0.003	tr	tr	nd	tr
51789	COEI	0:3:0	1:2:0	3	91c	10i	PQ	tr	tr	tr	0.005	0.006	0.001	tr	tr	0.002
50172	COEI	0:6:0	5:1:0	6	91c	10o	PQ	tr	tr	tr	0.003	0.004	tr	tr	tr	0.001
51783	COEI	0:3:0	3:0:0	3	91d	10j	PQ	nd	nd	nd	0.001	0.001	tr	nd	nd	tr
59720	COEI	0:10:0	3:7:0	10	93b	10a	NT	nd	nd	tr	0.008	0.008	0.002	nd	nd	0.002
69106	COEI	0:10:0	6:4:0	10	93b	10e	NT	nd	nd	nd	0.003	0.003	nd	nd	nd	nd
69095	COEI	0:10:0	6:4:0	10	93b	10f	NT	nd	nd	nd	0.004	0.004	nd	nd	nd	nd
61403	COEI	0:10:0	2:8:0	10	93b	10g	NT	nd	nd	nd	0.005	0.005	0.001	nd	nd	0.001
64522	COEI	6:1:0	3:4:0	7	93d	10p	LB	nd	nd	nd	0.001	0.001	nd	nd	nd	nd
51784	KIEI	A	M	1	91c	10i	PQ	0.001	tr	0.002	0.014	0.017	tr	0.003	nd	0.003
51790	KIEI	1:1:0	1:1:0	2	91d	10j	PQ	tr	nd	tr	tr	0.001	nd	tr	nd	tr
64555	KIEI	0:10:0	3:7:0	10	93c	10c	NT	nd	nd	tr	0.007	0.008	nd	0.001	nd	0.001
50357	OLDS	0:5:0	3:2:0	5	91c	10o	PQ	tr	tr	tr	0.006	0.007	0.006	tr	tr	0.006
51521	OLDS	A	F	1	91d	10j	PQ	tr	tr	tr	0.003	0.004	0.002	0.001	tr	0.003
51980	OLDS	4:0:0	3:1:0	4	91d	10j	PQ	nd	nd	tr	tr	0.001	0.002	nd	tr	0.003
56232	OLDS	0:3:0	0:3:0	3	92d	10l	PQ	tr	tr	tr	0.005	0.006	0.010	0.001	tr	0.011
60488	OLDS	0:9:1	4:5:1	10	93b	10d	NT	nd	tr	tr	0.006	0.008	0.025	tr	0.002	0.028
69038	OLDS	0:10:0	3:7:0	10	93b	10e	NT	nd	nd	nd	0.036	0.036	0.006	0.001	nd	0.008
60915	OLDS	0:10:0	7:3:0	10	93b	10g	NT	nd	nd	0.001	0.012	0.013	0.006	0.001	nd	0.007
64544	OLDS	0:10:0	2:8:0	10	93c	10c	NT	nd	nd	nd	0.011	0.011	0.008	0.001	tr	0.009
64096	OLDS	0:10:0	5:5:0	10	93d	10k	NT	nd	tr	0.001	0.008	0.009	0.010	0.001	tr	0.012
44180	SUSC	0:4:0	2:2:0	4	89c	10m	PQ	nd	tr	tr	0.001	0.002	tr	nd	nd	tr
55747	SUSC	A	M	1	92u	10l	PQ	tr	nd	tr	0.004	0.005	tr	tr	nd	tr
Eastern Arctic - Mergansers																
44263	COME	0:13:0	3:10:0	13	89c	10m	PQ	nd	nd	tr	0.010	0.010	0.001	tr	nd	0.002
44171	HOME	0:3:0	1:2:0	3	89c	10m	PQ	nd	nd	tr	0.002	0.002	nd	nd	nd	nd
44204	RBME	0:5:0	5:0:0	5	89c	10m	PQ	nd	nd	tr	0.005	0.005	nd	tr	nd	tr
50259	RBME	A	M	1	91b	10o	PQ	tr	tr	tr	0.011	0.011	tr	tr	nd	tr
51803	RBME	I	M	1	91d	10j	PQ	tr	nd	nd	0.002	0.002	tr	tr	tr	tr
51981	RBME	0:4:0	4:0:0	4	91d	10j	PQ	tr	nd	tr	0.001	0.002	tr	tr	tr	tr

Table 4: Continued

(values in mg/kg wet weight)

USOX #	Species	Age I:A:U	Sex F:M:U	N	Year	Mapref	Prov	1,2,4,5 -T4CB	1,2,3,4 -T4CB	QCB	HCB	S_CBz	a-HCH	b-HCH	g-HCH	S_HCH
56479	RBME	2:0:0	2:0:0	2	92c	10o	PQ	nd	nd	nd	0.001	0.001	tr	tr	nd	tr
55746	RBME	0:2:0	2:0:0	2	92u	10l	PQ	tr	tr	0.001	0.010	0.012	0.001	0.001	nd	0.002
64514	RBME	1:2:0	1:2:0	3	93d	10p	LB	nd	nd	nd	0.001	0.001	nd	nd	nd	nd
Eastern Arctic - Loons																
44245	COLO	0:2:0	1:1:0	2	89c	10m	PQ	nd	nd	tr	0.010	0.011	nd	tr	nd	tr
51848	COLO	0:2:0	1:1:0	2	91c	10i	PQ	tr	tr	tr	0.119	0.120	tr	0.001	tr	0.002
50252	COLO	A	M	1	91c	10j	PQ	nd	nd	0.001	0.016	0.017	tr	tr	nd	0.002
50192	COLO	0:3:0	2:1:0	3	91c	10o	PQ	nd	tr	tr	0.008	0.009	tr	tr	nd	tr
51845	COLO	3:0:0	1:0:2	3	91d	10j	PQ	nd	tr	tr	0.018	0.019	tr	tr	tr	tr
56012	COLO a	0:5:0	4:1:0	5	92b	10l	PQ	nd	tr	tr	0.006	0.007	tr	tr	tr	0.002
56312	COLO	0:2:1	2:0:1	3	92d	10i	PQ	nd	tr	tr	0.013	0.013	tr	tr	nd	tr
50195	RTLO	0:2:0	0:2:0	2	91b	10o	PQ	tr	tr	0.001	0.014	0.016	tr	tr	tr	0.001
Western Arctic - Terrestrial Browsers																
63677	ROPT	0:3:0	2:1:0	3	93d	11d	NT	nd	nd	nd	nd	nd	nd	nd	nd	nd
63706	SPGR	0:4:0	3:1:0	4	93d	11d	NT	nd	nd	nd	tr	tr	tr	nd	nd	tr
68862	SPGR	0:5:0	1:4:0	5	94d	11a	YT	nd	nd	nd	0.002	0.002	nd	nd	nd	nd
63714	STGR	3:4:0	3:4:0	7	93d	11d	NT	nd	nd	nd	nd	nd	nd	nd	nd	nd
58359	WIPT	0:10:0	4:6:0	10	93a	11e	NT	nd	nd	nd	nd	nd	nd	nd	nd	nd
59731	WIPT	0:10:0	3:7:0	10	93b	11g	NT	nd	nd	nd	nd	nd	nd	nd	nd	nd
63687	WIPT	0:8:0	7:1:0	8	93d	11d	NT	nd	nd	nd	nd	nd	nd	nd	nd	nd
69569	WIPT	A	F	1	94d	11a	YT	nd	nd	nd	nd	nd	nd	nd	nd	nd
69885	WIPT	0:4:0	4:0:0	4	94d	11a	YT	nd	nd	nd	nd	nd	nd	nd	nd	nd
Western Arctic - Geese & Swans																
69024	BLBR	0:5:0	2:3:0	5	94b	11b	NT	0.002	nd	nd	nd	0.002	nd	nd	nd	nd
44791	CAGO	0:10:0	4:6:0	10	90b	11h	NT	tr	nd	tr	tr	0.001	nd	nd	nd	nd
62335	CAGO	3:7:0	8:2:0	10	93u	11d	NT	nd	nd	nd	nd	nd	nd	nd	nd	nd
65616	CAGO	0:4:0	0:4:0	4	94b	11a	YT	nd	nd	nd	tr	tr	nd	nd	nd	nd
65799	CAGO	A	F	1	94b	11a	YT	nd	nd	nd	nd	nd	nd	nd	nd	nd
43109	LSGO	0:4:0	2:2:0	4	89b	11b	NT	nd	nd	tr	tr	tr	nd	nd	nd	nd
43110	LSGO	6:0:0	2:3:1	6	89b	11b	NT	nd	nd	tr	tr	tr	nd	nd	nd	nd
66076	LSGO	0:10:0	5:5:0	10	94b	11b	NT	nd	nd	nd	nd	nd	nd	nd	nd	nd
69027	WHSW	0:6:0	3:3:0	6	94b	11b	NT	nd	nd	nd	nd	nd	nd	nd	nd	nd
Western Arctic - Dabbling Ducks																
58724	AGWT	0:8:0	3:5:0	8	93b	11e	NT	nd	nd	nd	tr	tr	nd	nd	nd	nd
69171	AGWT	0:5:0	1:4:0	5	94b	11a	YT	nd	nd	nd	0.001	0.001	nd	nd	tr	tr
58706	AMWI	0:5:0	2:3:0	5	93b	11e	NT	nd	nd	nd	tr	tr	nd	nd	nd	nd
65599	AMWI	0:5:0	3:2:0	5	94b	11a	YT	nd	nd	nd	nd	nd	nd	nd	nd	nd

Table 4: Continued

(values in mg/kg wet weight)

USOX #	Species	Age I:A:U	Sex F:M:U	N	Year	Mapref	Prov	1,2,4,5 -T4CB	1,2,3,4 -T4CB	QCB	HCB	S_CBz	a-HCH	b-HCH	g-HCH	S_HCH
39916	MALL	9:1:0	6:4:0	10	88d	11e	NT	nd	nd	nd	tr	tr	nd	nd	nd	nd
58691	MALL	0:10:0	0:10:0	10	93b	11e	NT	nd	nd	nd	nd	nd	nd	nd	nd	nd
65611	MALL	0:5:0	3:2:0	5	94b	11a	YT	nd	nd	nd	tr	tr	nd	nd	nd	nd
45942	NOPI	0:5:0	0:5:0	5	90b	11a	YT	nd	nd	tr	0.002	0.002	nd	tr	nd	tr
58699	NOPI	0:7:0	2:5:0	7	93b	11e	NT	nd	nd	0.001	0.048	0.049	nd	nd	nd	nd
65605	NOPI	0:5:0	1:4:0	5	94b	11a	YT	nd	nd	nd	tr	tr	nd	nd	nd	nd
Western Arctic - Bay Ducks																
58700	CANV	A	M	1	93b	11e	NT	nd	nd	nd	0.001	0.001	0.001	nd	nd	0.001
45882	LESC	0:8:0	0:8:0	8	90b	11a	YT	nd	nd	tr	0.002	0.003	tr	nd	nd	tr
58730	LESC	0:5:0	1:4:0	5	93b	11e	NT	nd	nd	nd	0.001	0.001	nd	nd	nd	nd
65793	LESC	A	F	1	94b	11a	YT	nd	nd	nd	0.003	0.003	nd	nd	nd	nd
58731	RNDU	0:3:0	1:2:0	3	93b	11e	NT	nd	nd	nd	tr	tr	nd	nd	nd	nd
Western Arctic - Sea Ducks																
65792	BAGO	A	M	1	94b	11a	YT	nd	nd	nd	0.004	0.004	nd	0.002	nd	0.002
58712	BUFF	0:5:0	2:3:0	5	93b	11e	NT	nd	nd	nd	0.002	0.002	0.001	nd	nd	0.001
69709	COGO	0:2:0	0:2:0	2	94b	11a	YT	nd	nd	tr	tr	0.002	nd	nd	nd	nd
43111	KIEI	0:3:0	3:0:0	3	89b	11c	NT	tr	tr	tr	0.002	0.004	tr	0.001	nd	0.002
43112	KIEI	0:7:0	0:7:0	7	89b	11c	NT	tr	tr	tr	0.003	0.004	tr	0.001	nd	0.002
61645	OLDS	0:10:0	1:9:0	10	93b	11b	NT	nd	nd	nd	0.007	0.007	0.005	0.003	nd	0.007
59742	OLDS	0:10:0	5:5:0	10	93b	11g	NT	nd	nd	0.002	0.014	0.015	0.008	0.006	nd	0.014
62171	OLDS	0:10:0	2:8:0	10	93c	11c	NT	nd	tr	tr	0.004	0.005	0.011	0.002	tr	0.014
63701	OLDS	A	M	1	93d	11d	NT	nd	nd	nd	0.010	0.010	0.007	0.004	nd	0.011
66065	OLDS	0:9:0	5:4:0	9	94b	11b	NT	nd	nd	nd	0.006	0.006	0.002	0.002	nd	0.005
45888	SUSC	0:5:0	1:4:0	5	90b	11a	YT	nd	nd	tr	0.003	0.003	nd	0.001	nd	0.001
63697	SUSC	1:7:0	3:5:0	8	93c	11d	NT	nd	nd	nd	0.004	0.004	nd	0.001	nd	0.001
69183	SUSC	0:5:0	1:4:0	5	94b	11a	YT	nd	nd	nd	0.010	0.010	nd	0.002	nd	0.002
46019	WWSC	0:7:0	1:6:0	7	90b	11a	YT	tr	tr	tr	0.003	0.003	tr	0.001	nd	0.001
63698	WWSC	0:2:0	2:0:0	2	93c	11d	NT	nd	nd	nd	tr	tr	nd	nd	nd	nd
69237	WWSC	0:5:0	1:4:0	5	94b	11a	YT	nd	nd	nd	0.002	0.002	nd	0.002	nd	0.002
68856	WWSC	0:5:0	5:0:0	5	94d	11a	YT	nd	nd	nd	tr	tr	nd	nd	nd	nd
Western Arctic - Loons																
70302	COLO	I	M	1	94c	11f	NT	nd	nd	nd	0.002	0.002	nd	nd	nd	nd
59744	PALO	A	M	1	93b	11g	NT	nd	nd	nd	0.009	0.009	0.001	0.007	nd	0.009
70301	RTLO	A	F	1	94b	11f	NT	nd	nd	nd	0.010	0.010	nd	0.005	nd	0.005
70613	RTLO	A	M	1	94c	11f	NT	nd	nd	nd	0.013	0.013	nd	0.010	nd	0.010
59743	YBLO	A	F	1	93b	11g	NT	nd	nd	nd	0.018	0.018	tr	0.007	nd	0.008

Table 5: PCB congeners in pectoral muscle of waterfowl and gamebirds - 1987-95

values in mg/kg wet weight

USOX #	Species	Age I:A:U	Sex F:M:U	N	Year	Mapref	Prov	% Lipid	Aroclor 1254:1260	S_PCB	PCB Congener 28	31	42	44	49	52
Newfoundland - Terrestrial Browsers																
57815	ROPT	0:8:0	3:5:0	8	92d	1d	NF	2.00	nd	nd	nd	nd	nd	nd	nd	nd
57806	WIPT	0:3:0	1:2:0	3	92d	1d	NF	1.60	nd	0.002	nd	nd	nd	nd	nd	nd
Newfoundland - Geese & Swans																
57802	CAGO	A	F	1	92d	1c	NF	3.20	nd	nd	nd	nd	nd	nd	nd	nd
56372	CAGO	A	F	1	92d	1f	NF	3.35	0.003	0.002	nd		nd	nd	nd	nd
Newfoundland - Dabbling Ducks																
57838	ABDU	A	F	1	92d	1b	NF	1.90	0.016	0.008	nd	nd	nd	nd	0.014	nd
57446	ABDU	0:3:0	2:1:0	3	92d	1c	NF	2.41	0.001	tr	nd		nd	nd	nd	nd
57837	ABDU	A	F	1	92d	1c	NF	4.80	nd	0.004	nd	nd	nd	nd	nd	nd
55992	ABDU	0:3:0	3:0:0	3	92d	1g	NF	2.52	0.002	tr	tr	nd	nd	nd	nd	nd
57505	ABDU	0:2:0	1:1:0	2	92d	1g	NF	2.29	tr	tr	nd		nd	nd	nd	nd
55996	ABDU	0:3:0	2:1:0	3	92d	1h	NF	1.80	0.003	tr	nd	nd	nd	nd	nd	nd
55999	ABDU	0:2:0	1:1:0	2	92d	1h	NF	2.12	0.001	tr	tr	nd	nd	nd	nd	nd
56379	ABDU	A	F	1	92d	1j	NF	1.87	0.001	0.001	nd		nd	nd	nd	tr
57324	AGWT	A	F	1	92d	1c	NF	0.84	0.002	tr	nd		nd	nd	nd	nd
58093	AGWT	A	M	1	92d	1f	NF	3.50	0.031	0.018	nd	nd	nd	nd	nd	nd
56390	AGWT	3:1:0	4:0:0	4	92d	1g	NF	2.57	0.001	tr	nd		nd	nd	nd	nd
57462	AGWT	1:3:0	1:3:0	4	92d	1g	NF	2.80	0.001	tr	nd		nd	nd	nd	nd
55977	AGWT	1:1:0	1:1:0	2	92d	1h	NF	1.87	0.001	tr	nd		nd	nd	nd	nd
56374	AGWT	I	M	1	92d	1h	NF	1.46	0.001	tr	nd		nd	nd	nd	nd
55978	AGWT	2:0:0	0:2:0	2	92d	1i	NF	1.68	0.001	tr	tr	nd	nd	nd	nd	nd
Newfoundland - Bay Ducks																
56383	RNDU	A	M	1	92d	1j	NF	2.49	0.001	tr	nd		nd	nd	nd	nd
56391	RNDU	1:1:0	2:0:0	2	92d	1j	NF	3.26	0.003	0.002	nd		nd	nd	nd	tr
Newfoundland - Sea Ducks																
48006	COEI	A	M	1	90a	1i	NF	2.64	0.038	0.021	tr		nd	tr	nd	nd
57288	COEI	0:6:0	3:3:0	6	92b	1f	NF	4.00	0.016	0.010	tr		nd	tr	nd	tr
57848	COEI	0:6:0	2:4:0	6	92d	1e	NF	3.00	nd	nd	nd	nd	nd	nd	nd	nd
58094	COEI	A	F	1	92d	1f	NF	1.60	0.021	0.013	nd	nd	nd	tr	nd	nd
57302	COEI	5:3:0	2:6:0	8	92d	1h	NF	3.37	0.019	0.008	nd		nd	nd	nd	nd
57839	COEI	0:2:0	2:0:0	2	92d	1j	NF	3.00	0.159	0.057	nd	nd	nd	nd	nd	nd
58088	COEI	0:4:0	2:2:0	4	93a	1i	NF	2.10	0.065	0.038	nd	nd	nd	nd	nd	nd
56382	COGO	A	F	1	92d	1j	NF	4.04	0.004	0.002	nd		nd	nd	nd	tr
57825	OLDS	0:5:0	2:3:0	5	92d	1e	NF	3.00	0.027	0.021	nd	nd	nd	nd	nd	nd
57506	OLDS	0:2:0	1:1:0	2	92d	1h	NF	2.79	0.018	0.008	nd		nd	nd	nd	tr

Table 5: Continued

values in mg/kg wet weight

USOX #	Species	Age I:A:U	Sex F:M:U	N	Year	Mapref	Prov	% Lipid	Aroclor 1254:1260	S_PCB	PCB Congener 28	31	42	44	49	52
58091	OLDS	A	M	1	92d	1h	NF	2.40	0.300	0.116	nd	nd	nd	tr	nd	nd
58092	OLDS	0:2:0	2:0:0	2	93a	1h	NF	2.60	0.058	0.039	nd	nd	nd	tr	nd	nd
Newfoundland - Mergansers																
56385	COME	A	M	1	92d	1a	NF	5.39	0.048	0.023	nd		nd	nd	nd	tr
57272	COME	I	M	1	92d	1f	NF	4.92	0.084	0.044	tr		nd	nd	nd	nd
56373	COME	A	M	1	92d	1j	NF	4.63	0.042	0.026	nd		nd	nd	nd	nd
56389	HOME	A	F	1	92d	1a	NF	2.61	0.014	0.009	nd		nd	nd	nd	nd
56392	RBME	1:2:0	3:0:0	3	92d	1a	NF	3.16	0.041	0.019	nd		nd	nd	nd	nd
57818	RBME	0:2:0	2:0:0	2	92d	1a	NF	3.40	0.064	0.028	nd	nd	nd	nd	nd	nd
56013	RBME	A	M	1	92d	1e	NF	1.34	0.013	0.006	nd		nd	nd	nd	nd
57281	RBME	0:8:0	5:3:0	8	92d	1f	NF	4.22	0.107	0.047	tr		nd	tr	nd	tr
56384	RBME	A	F	1	92d	1j	NF	2.90	0.022	0.012	nd		nd	nd	nd	tr
Labrador - Geese & Swans																
64557	CAGO	1:4:0	2:3:0	5	93c	2b	LB	2.10	nd	tr	nd	nd	nd	nd	nd	nd
64558	CAGO	0:3:0	1:2:0	3	93d	2a	LB	2.70	0.012	0.007	nd	nd	nd	nd	nd	nd
64559	CAGO	0:2:0	2:0:0	2	93d	2a	LB	2.10	nd	nd	nd	nd	nd	nd	nd	nd
63792	CAGO	1:3:0	3:1:0	4	93d	2c	LB	3.00	nd	nd	nd	nd	nd	nd	nd	nd
Labrador - Dabbling Ducks																
57110	ABDU	0:6:0	0:6:0	6	92d	2d	LB	3.28	0.004	0.003	nd		nd	nd	nd	nd
64560	ABDU	0:3:0	2:1:0	3	93c	2a	LB	1.70	0.012	0.004	nd	nd	nd	nd	nd	nd
62991	ABDU	A	M	1	93c	2b	LB	1.00	nd	nd	nd	nd	nd	nd	nd	nd
64561	ABDU	2:0:0	2:0:0	2	93d	2a	LB	2.20	nd	nd	nd	nd	nd	nd	nd	nd
47991	AGWT	2:2:0	2:2:0	4	90d	2c	LB	2.75	0.017	0.010	tr		nd	tr	nd	tr
57103	AGWT	1:2:0	2:1:0	3	92d	2d	LB	3.00	0.004	0.002	tr		nd	tr	nd	tr
63021	MALL	A	F	1	93d	2a	LB	1.40	nd	tr	nd	nd	nd	nd	nd	nd
Labrador - Sea Ducks																
63022	BLSC	I	F	1	93d	2a	LB	3.30	0.009	0.004	nd	nd	nd	nd	nd	nd
64744	BLSC	2:0:0	2:0:0	2	93d	2a	LB	2.00	0.007	0.002	nd	nd	nd	nd	nd	nd
57091	COEI	0:8:0	4:4:0	8	92d	2d	LB	2.20	0.004	0.003	nd		nd	tr	nd	tr
64602	COGO	1:1:0	1:1:0	2	93c	2a	LB	2.50	0.016	0.008	nd	nd	nd	nd	nd	nd
64603	COGO	2:0:0	2:0:0	2	93d	2a	LB	2.00	0.015	0.006	nd	nd	nd	nd	nd	nd
63020	SUSC	A	M	1	93d	2a	LB	4.80	0.812	0.353	tr	nd	nd	nd	nd	nd
63787	SUSC	I	M	1	93d	2c	LB	1.90	nd	0.001	nd	nd	nd	nd	nd	nd

Table 5: Continued

values in mg/kg wet weight

USOX #	Species	Age I:A:U	Sex F:M:U	N	Year	Mapref	Prov	% Lipid	Aroclor 1254:1260	S_PCB	PCB Congener 28	31	42	44	49	52
Labrador - Mergansers																
57099	COME	5:2:0	3:4:0	7	92d	2d	LB	2.67	0.094	0.060	tr		tr	0.001	tr	0.002
63019	COME	I	F	1	93d	2a	LB	2.00	0.212	0.090	nd	nd	nd	nd	nd	nd
64604	COME	5:0:0	3:2:0	5	93d	2b	LB	2.00	0.051	0.027	nd	nd	nd	nd	nd	nd
47992	HOME	A	M	1	90d	2c	LB	2.61	1.404	0.621	0.002	nd	nd	tr	tr	tr
64606	RBME	3:0:0	1:2:0	3	93c	2b	LB	1.30	0.159	0.063	nd	nd	nd	tr	nd	0.001
64605	RBME	5:0:0	5:0:0	5	93d	2b	LB	1.40	0.041	0.015	nd	nd	nd	nd	nd	nd
63785	RBME	2:1:0	1:2:0	3	93d	2c	LB	3.20	0.039	0.012	nd	nd	nd	nd	nd	nd
63786	RBME	A	F	1	93d	2c	LB	3.30	0.037	0.014	nd	nd	nd	nd	nd	nd
Maritimes - Insectivores																
57434	AMWO	0:8:0	6:2:0	8	92u	3h	NS	3.76	0.011	0.007	nd		nd	tr	tr	tr
57242	COSN	9:0:1	4:5:1	10	92d	3k	NB	3.03	0.005	0.002	nd		nd	nd	nd	nd
Maritimes - Geese & Swans																
43102	CAGO	2:2:0	2:1:1	4	89d	3c	NB	2.28	0.002	tr	nd	nd		nd		nd
42710	CAGO	10:0:0	1:2:7	10	89d	3d	PE	2.68	tr	0.001	nd	nd		tr		tr
Maritimes - Dabbling Ducks																
40098	ABDU b	2:3:0	3:2:0	5	88d	3a	NB	2.10	0.003	0.001						nd
40023	ABDU b	5:0:0	3:2:0	5	88d	3c	NB	1.69	0.021	0.007						nd
40256	ABDU b	4:1:0	1:4:0	5	88d	3d	PE	4.36	0.014	0.008	nd	nd				nd
40266	ABDU b	3:0:0	1:2:0	3	88d	3e	NS	1.83	nd	0.002	nd	nd				nd
40262	ABDU b	5:0:0	1:4:0	5	88d	3l	NS	2.98	0.024	0.014	tr	nd				nd
40088	ABDU b	4:1:0	4:1:0	5	88d	3k	NB	2.38	0.004	0.002						nd
56462	ABDU	6:4:0	5:5:0	10	92c	3l	NB	2.63	0.006	0.004	nd	nd	nd	nd	nd	nd
56608	ABDU	0:10:0	5:5:0	10	92d	3b	NB	2.48	0.010	0.010	nd		nd	nd	nd	nd
56579	ABDU	0:10:0	5:5:0	10	92d	3d	PE	2.58	0.003	0.001	nd		nd	nd	nd	nd
59552	ABDU	0:5:0	0:5:0	5	92d	3g	NS	3.50	0.022	0.006	nd	nd	nd	nd	nd	nd
57410	ABDU	A	F	1	92u	3h	NS	3.10	0.009	0.002	nd	nd	nd	nd	nd	nd
59546	ABDU	0:5:0	2:3:0	5	93a	3f	NS	4.20	0.052	0.019	nd	nd	nd	nd	nd	nd
57347	AGWT	A	F	1	92c	3l	NB	2.14	0.002	0.002	nd		nd	nd	nd	nd
57425	AGWT	0:7:0	3:4:0	7	92d	3d	PE	2.40	0.008	0.005	nd		nd	tr	nd	nd
58503	AGWT	1:3:0	1:3:0	4	92d	3d	PE	1.50	0.022	0.023	nd	nd	nd	0.002	nd	nd
55966	AGWT	1:2:0	3:0:0	3	92d	3l	NB	2.44	0.004	0.002	nd		nd	nd	nd	nd
57193	AGWT	3:2:0	2:3:0	5	92d	3l	NB	2.05	0.003	0.002	nd		nd	nd	nd	tr
55885	BWTE	3:3:0	4:2:0	6	92c	3l	NB	2.82	0.005	0.003	nd		nd	nd	nd	nd
57480	MALL	0:7:0	3:4:0	7	92c	3l	NB	2.56	0.008	0.004	nd		nd	nd	nd	tr
69424	MALL	0:5:0	0:5:0	5	93a	3l	NS	3.70	nd	nd	nd	nd	nd	nd	nd	nd
55942	WODU	6:3:0	2:7:0	9	92c	3l	NB	2.18	0.003	tr	nd		nd	nd	nd	nd

Table 5: Continued

values in mg/kg wet weight

USOX #	Species	Age I:A:U	Sex F:M:U	N	Year	Mapref	Prov	% Lipid	Aroclor 1254:1260	S_PCB	PCB Congener 28	31	42	44	49	52
57504	WODU	0:2:0	0:2:0	2	92c	3l	NB	1.70	0.011	0.006	nd	nd	nd	nd	nd	nd
Maritimes - Bay Ducks																
57069	GRSC	1:4:0	4:1:0	5	92d	3k	NB	3.03	0.022	0.014	nd		nd	nd	nd	tr
57461	GRSC	0:4:0	2:2:0	4	92d	3k	NB	3.62	0.041	0.019	nd		nd	tr	nd	tr
57435	RNDU	0:4:0	1:3:0	4	92d	3j	NB	1.69	0.006	0.005	tr		nd	tr	nd	tr
56482	RNDU	0:8:0	6:2:0	8	92d	3k	NB	2.82	0.006	0.005	nd		nd	nd	tr	tr
57344	RNDU	A	F	1	92d	3l	NB	2.21	0.001	tr	nd		nd	nd	nd	nd
Maritimes - Sea Ducks																
55430	BLSC	0:5:0	1:4:0	5	92b	3b	NB	4.31	0.052	0.035	nd		nd	nd	nd	nd
55674	COEI	0:6:0	4:2:0	6	92b	3b	NB	3.68	0.129	0.054	tr		nd	nd	nd	nd
69427	COEI	0:2:0	2:0:0	2	92d	3f	NS	2.30	0.014	0.003	nd	nd	nd	nd	nd	nd
57433	COEI	0:8:0	5:3:0	8	92d	3h	NS	2.50	0.087	0.032	nd		nd	nd	nd	nd
56308	COEI	0:10:0	5:5:0	10	92d	3k	NB	2.63	0.049	0.021	nd	nd	nd	nd	nd	nd
69432	COEI	0:5:0	1:4:0	5	93b	3j	NB	3.40	0.244	0.097	nd	nd	nd	nd	nd	nd
43088	COGO	I	F	1	89d	3k	NB	2.56	0.006	0.003	tr	nd		nd		nd
43299	COGO	4:0:0	1:3:0	4	89d	3k	NB	3.13	0.008	0.003	nd	nd		nd		nd
56538	COGO	A	F	1	92d	3k	NB	2.93	0.012	0.006	nd		nd	nd	nd	nd
55907	COGO	1:2:0	2:1:0	3	92d	3l	NB	2.84	0.011	0.004	nd		nd	nd	nd	nd
57503	COGO	0:4:0	1:3:0	4	92d	3l	NB	3.40	0.034	0.021	nd		nd	tr	nd	nd
59557	COGO	0:4:0	1:3:0	4	93a	3g	NS	2.70	0.026	0.011	nd	nd	nd	nd	nd	nd
57411	OLDS	A	M	1	92d	3f	NS	3.40	0.026	0.015	nd	nd	nd	nd	nd	nd
55435	SUSC	0:4:0	0:4:0	4	92b	3b	NB	4.28	0.100	0.058	tr		nd	nd	tr	tr
57241	SUSC	7:1:0	4:4:0	8	92d	3k	NB	3.38	0.041	0.019	nd		nd	nd	nd	nd
Maritimes - Mergansers																
43421	COME	3:0:0	1:2:0	3	89d	3a	NB	3.83	0.263	0.139	tr	nd		nd		tr
43420	COME	2:2:0	3:1:0	4	89d	3c	NB	2.86	0.353	0.220	tr	nd		nd		nd
43419	COME	2:0:0	1:1:0	2	89d	3f	NS	4.46	0.170	0.107	tr	nd		nd		tr
43424	HOME	2:0:0	1:0:1	2	89d	3c	NB	3.03	0.142	0.073	tr	nd		nd		tr
43423	RBME	1:1:0	0:2:0	2	89d	3a	NB	4.46	0.592	0.258	tr	nd		nd		nd
43422	RBME	3:0:0	1:2:0	3	89d	3c	NB	4.83	0.078	0.037	nd	nd		nd		nd
St. Lawrence - Insectivores																
51586	AMWO	1:7:0	5:3:0	8	91d	4a	PQ	2.64	0.011	0.005	tr	nd	nd	tr	nd	nd
51763	AMWO	0:2:0	2:0:0	2	91d	4a	PQ	3.33	0.017	0.012	nd	nd	nd	nd	nd	nd
51773	AMWO	0:3:0	2:0:1	3	91d	4a	PQ	4.00	0.023	0.012	nd	nd	nd	nd	nd	tr
52116	AMWO	0:2:0	0:2:0	2	91d	4c	PQ	3.58	0.016	0.009	nd	nd	nd	nd	nd	nd
51585	AMWO	2:0:0	2:0:0	2	91d	4d	PQ	2.48	0.021	0.010	tr	nd	nd	nd	nd	nd

Table 5: Continued

values in mg/kg wet weight

USOX #	Species		Age I:A:U	Sex F:M:U	N	Year	Mapref	Prov	% Lipid	Aroclor 1254:1260	S_PCB	PCB Congener 28	31	42	44	49	52
52078	AMWO		0:2:0	0:2:0	2	91d	4d	PQ	3.40	0.007	0.005	tr	nd	nd	nd	nd	nd
52126	AMWO		2:2:0	2:2:0	4	91d	4f	PQ	4.53	0.004	0.003	tr	nd	nd	tr	nd	nd
52071	COSN		2:1:0	2:1:0	3	91d	4f	PQ	5.22	0.003	0.001	tr	nd	nd	nd	nd	nd
St. Lawrence - Geese & Swans																	
51686	CAGO		0:10:0	6:4:0	10	91d	4e	PQ	3.26	nd	tr	tr	nd	nd	tr	nd	nd
42686	GSGO		7:3:0	9:0:1	10	89d	4d	PQ	3.16	tr	tr	nd	nd		nd		tr
56074	GSGO		A	M	1	91b	4d	PQ	1.91	0.009	0.006	nd		nd	nd	nd	nd
51398	GSGO		3:2:0	1:4:0	5	91d	4d	PQ	4.56	0.004	0.003	nd	nd	nd	nd	nd	nd
52099	GSGO		0:7:0	3:4:0	7	91d	4d	PQ	4.41	0.004	0.004	tr	nd	nd	tr	nd	tr
56078	GSGO		0:3:0	2:1:0	3	91d	4d	PQ	4.02	0.002	tr	nd		nd	nd	nd	nd
St. Lawrence - Dabbling Ducks																	
38580	ABDU		2:7:0	2:7:0	9	88a	4f	PQ	3.25	0.097	0.056	nd	nd	nd	tr	nd	nd
40201	ABDU	b	I	F	1	88d	4b	PQ	0.94	0.064	0.047	nd	nd				nd
40874	ABDU	b	7:0:0	4:3:0	7	88d	4e	PQ	2.37	0.002	tr	nd	nd				nd
40875	ABDU	b	0:3:0	1:2:0	3	88d	4e	PQ	2.83	0.069	0.034	nd	nd				nd
40226	ABDU	b	10:0:0	3:7:0	10	88d	4g	PQ	2.47	0.005	0.003	nd	nd				nd
47247	ABDU		0:4:0	2:2:0	4	90d	4d	PQ	2.34	0.005	0.003	tr	nd	nd	nd	nd	nd
46522	ABDU		0:10:0	6:4:0	10	90d	4f	PQ	1.91	0.004	0.003	nd	nd		nd		tr
51986	ABDU		0:4:0	3:1:0	4	91d	4a	PQ	2.79	0.014	0.007	nd	nd	nd	tr	nd	tr
52016	ABDU		4:8:0	5:7:0	12	91d	4b	PQ	2.61	0.005	0.004	tr	nd	nd	nd	nd	nd
51747	ABDU		0:7:0	7:0:0	7	91d	4d	PQ	2.56	0.004	0.002	nd	nd	nd	tr	nd	nd
51977	ABDU		0:3:0	1:2:0	3	91d	4d	PQ	3.39	0.048	0.026	nd	nd	nd	tr	tr	tr
52003	ABDU		1:3:0	2:2:0	4	91d	4d	PQ	1.66	0.024	0.024	nd	nd	nd	nd	nd	nd
52043	ABDU		0:12:0	6:6:0	12	91d	4d	PQ	3.37	0.023	0.014	tr	nd	nd	tr	nd	tr
52072	ABDU		A	F	1	91d	4d	PQ	1.53	0.031	0.013	tr	nd	nd	nd	nd	nd
52075	ABDU		0:2:0	0:2:0	2	91d	4f	PQ	2.08	0.002	0.003	tr	nd	nd	tr	nd	nd
52158	AGWT		7:3:0	6:4:0	10	91d	4b	PQ	2.38	0.006	0.004	tr	nd	nd	tr	nd	tr
50490	AGWT		7:3:0	5:5:0	10	91d	4f	PQ	2.35	0.003	0.002	nd	nd	nd	nd	nd	nd
52132	AMWI		2:3:0	4:1:0	5	91d	4b	PQ	2.74	0.011	0.006	tr	nd	nd	tr	tr	tr
52160	GADW		2:0:0	2:0:0	2	91d	4b	PQ	2.78	0.003	0.004	tr	nd	nd	nd	nd	tr
52118	GADW		I	M	1	91u	4a	PQ	4.24	0.009	0.006	tr	nd	nd	tr	nd	tr
40227	MALL	b	5:2:0	4:3:0	7	88c	4b	PQ	1.91	0.055	0.023	tr	nd				nd
46544	MALL		0:10:0	4:6:0	10	90d	4a	PQ	2.34	0.003	tr	tr	nd		nd		nd
47238	MALL		2:8:0	5:5:0	10	90d	4a	PQ	2.11	0.043	0.025	tr	nd	nd	tr	nd	tr
51992	MALL		2:3:0	4:1:0	5	91d	4a	PQ	2.82	0.011	0.006	tr	nd	nd	nd	nd	nd
51998	MALL		0:5:0	2:3:0	5	91d	4a	PQ	2.49	0.010	0.004	nd	nd	nd	nd	nd	nd
52030	MALL		0:13:0	7:6:0	13	91d	4b	PQ	2.77	0.011	0.008	tr	nd	nd	tr	nd	nd
52117	NOPI		A	F	1	91d	4a	PQ	1.63	0.023	0.012	tr	nd	nd	tr	nd	nd
52055	NOPI		A	F	1	91d	4b	PQ	2.98	0.031	0.017	tr	nd	nd	nd	tr	tr
51714	WODU		0:2:0	0:2:0	2	91d	4a	PQ	3.28	0.002	tr	nd	nd	nd	nd	nd	nd
52113	WODU		A	F	1	91d	4a	PQ	1.40	0.003	0.002	tr	nd	nd	tr	nd	nd

Table 5: Continued

values in mg/kg wet weight

USOX #	Species	Age I:A:U	Sex F:M:U	N	Year	Mapref	Prov	% Lipid	Aroclor 1254:1260	S_PCB	PCB Congener 28	31	42	44	49	52
St. Lawrence - Bay Ducks																
43601	GRSC	1:3:0	2:2:0	4	89d	4b	PQ	3.09	0.088	0.051	nd	nd		nd		nd
47265	GRSC	0:0:4	1:3:0	4	90d	4a	PQ	3.49	0.373	0.259	tr	nd	nd	nd	nd	tr
51878	GRSC	1:2:0	2:1:0	3	91d	4d	PQ	3.79	0.040	0.022	tr	nd	nd	tr	nd	tr
51953	GRSC	A	M	1	91d	4d	PQ	2.71	0.040	0.020	tr	nd	nd	tr	nd	tr
43600	LESC	1:4:0	3:2:0	5	89d	4a	PQ	2.97	0.025	0.023	nd	nd		tr		tr
43621	LESC	0:4:0	2:2:0	4	89d	4b	PQ	2.68	0.026	0.014	tr	nd		nd		tr
51898	LESC	12:3:0	3:12:0	15	91d	4b	PQ	3.19	0.084	0.052	tr	nd	nd	tr	nd	nd
51884	LESC	4:1:0	2:3:0	5	91d	4d	PQ	3.19	0.163	0.106	tr	nd	nd	nd	nd	nd
51952	LESC	2:9:0	6:5:0	11	91d	4d	PQ	3.18	0.053	0.033	tr	nd	nd	tr	nd	tr
51954	RNDU	I	F	1	91d	4a	PQ	5.67	0.037	0.020	tr	nd	nd	tr	tr	tr
51892	RNDU	1:6:0	3:4:0	7	91d	4b	PQ	3.28	0.017	0.014	nd	nd	nd	nd	nd	nd
St. Lawrence - Sea Ducks																
38585	BAGO	0:0:4	2:2:0	4	88a	4f	PQ	2.35	0.128	0.066	nd	nd	nd	tr	nd	nd
52061	BAGO	1:1:0	1:1:0	2	91d	4f	PQ	3.56	0.126	0.072	tr	nd	nd	tr	tr	tr
51972	BLSC	A	M	1	91d	4a	PQ	8.29	0.058	0.061	nd	nd	nd	tr	nd	nd
51855	BLSC	0:6:0	2:4:0	6	91d	4b	PQ	5.67	0.039	0.021	nd	nd	nd	tr	nd	nd
52119	BUFF	A	F	1	91d	4a	PQ	4.92	0.006	0.005	tr	nd	nd	tr	nd	tr
52120	BUFF	A	F	1	91d	4a	PQ	5.08	0.010	0.006	tr	nd	nd	tr	tr	tr
52141	BUFF	3:5:0	4:4:0	8	91d	4b	PQ	4.84	0.066	0.048	nd	nd	nd	nd	nd	tr
43602	COEI	3:7:0	4:4:2	10	90a	4g	PQ	2.15	0.045	0.023	nd	nd		nd		tr
46533	COEI	0:4:6	7:3:0	10	90d	4f	PQ	3.12	0.032	0.012	tr	nd		tr		nd
51864	COEI	0:4:0	4:0:0	4	91d	4d	PQ	4.14	0.127	0.049	tr	nd	nd	tr	nd	nd
38591	COGO	0:0:5	1:4:0	5	88a	4f	PQ	4.87	0.481	0.256	nd	nd	nd	tr	nd	nd
43598	COGO	5:5:0	3:7:0	10	89d	4d	PQ	3.32	0.054	0.027	tr	nd		nd		nd
51940	COGO	2:2:0	2:2:0	4	91d	4a	PQ	2.99	0.086	0.051	tr	nd	nd	tr	nd	tr
52058	COGO	0:2:0	0:2:0	2	91d	4f	PQ	4.19	0.045	0.026	tr	nd	nd	nd	nd	nd
57020	COGO	2:9:0	6:5:0	11	92d	4b	PQ	3.32	0.056	0.029	nd		nd	nd	nd	nd
38602	OLDS	0:10:0	1:9:0	10	88a	4f	PQ	3.28	0.922	0.498	nd	nd	nd	tr	nd	nd
52062	OLDS	A	F	1	91d	4f	PQ	4.36	0.021	0.011	tr	nd	nd	nd	nd	tr
51958	SUSC	2:0:0	2:0:0	2	91d	4a	PQ	4.42	0.005	0.002	nd	nd	nd	tr	nd	nd
51859	SUSC	1:1:0	1:1:0	2	91d	4b	PQ	3.58	0.008	0.005	tr	nd	nd	tr	nd	nd
51874	SUSC	2:0:0	2:0:0	2	91d	4d	PQ	5.04	0.011	0.006	tr	nd	nd	nd	nd	nd
51909	SUSC	I	M	1	91d	4d	PQ	4.60	0.031	0.014	tr	nd	nd	tr	nd	tr
51911	SUSC	A	M	1	91d	4d	PQ	2.30	0.105	0.060	nd	nd	nd	nd	nd	nd
52066	SUSC	0:3:0	3:0:0	3	91d	4f	PQ	4.86	0.135	0.067	tr	nd	nd	nd	tr	tr
51970	WWSC	A	M	1	91d	4a	PQ	7.31	1.505	0.395	tr	nd	tr	tr	tr	nd
51871	WWSC	0:7:0	4:3:0	7	91d	4b	PQ	4.84	0.023	0.010	nd	nd	nd	tr	nd	nd

Table 5: Continued

values in mg/kg wet weight

USOX #	Species	Age I:A:U	Sex F:M:U	N	Year	Mapref	Prov	% Lipid	Aroclor 1254:1260	S PCB	PCB Congener 28	31	42	44	49	52
St. Lawrence - Mergansers																
43599	COME	2:0:0	0:2:0	2	89d	4a	PQ	2.19	0.180	0.109	tr	nd		tr		tr
52050	COME	0:5:0	3:2:0	5	91d	4a	PQ	3.38	1.059	0.617	tr	nd	nd	tr	nd	nd
52086	COME	1:2:0	2:1:0	3	91d	4a	PQ	3.31	0.113	0.071	tr	nd	nd	tr	tr	tr
52112	COME	2:0:0	1:1:0	2	91d	4b	PQ	3.34	0.213	0.103	tr	nd	nd	tr	tr	tr
52082	HOME	3:0:0	3:0:0	3	91d	4a	PQ	2.28	0.163	0.075	tr	nd	nd	tr	nd	tr
52044	HOME	I	M	1	91d	4b	PQ	4.07	0.036	0.022	tr	nd	nd	tr	tr	tr
52102	RBME	2:0:0	0:2:0	2	91d	4a	PQ	4.18	0.078	0.033	tr	nd	nd	tr	nd	tr
52109	RBME	4:2:0	3:3:0	6	91d	4b	PQ	4.59	0.276	0.120	tr	nd	nd	tr	tr	tr
52067	RBME	A	F	1	91d	4f	PQ	4.26	0.044	0.022	tr	nd	nd	tr	nd	tr
Central Quebec - Terrestrial Browsers																
52430	SPGR	0:4:0	3:1:0	4	91d	5c	PQ	1.20	nd	nd	nd	nd	nd	nd	nd	nd
Central Quebec - Geese & Swans																
53382	ATBR	9:0:0	3:6:0	9	91d	5c	PQ	4.40	nd	nd	nd	nd	nd	nd	nd	nd
53383	ATBR	0:6:0	0:6:0	6	91d	5c	PQ	4.40	nd	0.005	nd	nd	nd	nd	nd	nd
53384	ATBR	0:5:0	5:0:0	5	91d	5c	PQ	4.30	nd	0.002	nd	nd	nd	nd	nd	nd
48688	CAGO	0:5:0	2:3:0	5	90c	5c	PQ	1.72	0.008	0.004	tr	nd	nd	tr	nd	tr
48698	CAGO	0:8:0	2:6:0	8	90c	5c	PQ	2.68	0.007	0.003	tr	nd	nd	tr	nd	nd
48704	CAGO	0:5:0	2:3:0	5	90c	5c	PQ	1.66	0.003	0.003	tr	nd	tr	tr	nd	tr
52215	CAGO	3:0:0	1:2:0	3	91b	5c	PQ	2.50	nd	0.002	nd	nd	nd	nd	nd	nd
52227	CAGO	2:3:0	0:5:0	5	91d	5c	PQ	3.90	nd	nd	nd	nd	nd	nd	nd	nd
52395	CAGO	2:5:0	7:0:0	7	91d	5c	PQ	3.30	nd	0.002	nd	nd	nd	nd	nd	nd
52814	LSGO	0:5:0	0:5:0	5	91d	5c	PQ	2.90	nd	nd	nd	nd	nd	nd	nd	nd
52815	LSGO	0:12:0	12:0:0	12	91d	5c	PQ	3.20	nd	0.002	nd	nd	nd	nd	nd	nd
52816	LSGO	10:0:0	4:6:0	10	91d	5c	PQ	4.30	nd	nd	nd	nd	nd	nd	nd	nd
Central Quebec - Dabbling Ducks																
48682	ABDU	0:6:0	5:1:0	6	90c	5c	PQ	1.72	0.011	0.007	tr	nd	nd	tr	nd	tr
48732	ABDU	0:10:0	6:4:0	10	90c	5c	PQ	1.96	0.072	0.058	tr	nd	nd	tr	nd	nd
52194	ABDU	A	M	1	91b	5c	PQ	3.00	0.380	0.175	0.004	nd	nd	nd	nd	nd
52236	ABDU	3:5:0	4:4:0	8	91d	5c	PQ	2.50	nd	nd	nd	nd	nd	nd	nd	nd
52416	AGWT	2:3:1	3:2:1	6	91d	5c	PQ	2.60	nd	nd	nd	nd	nd	nd	nd	nd
52437	AMWI	3:3:0	0:6:0	6	91d	5c	PQ	3.90	nd	nd	nd	nd	nd	nd	nd	nd
52198	MALL	0:3:0	0:3:0	3	91b	5c	PQ	2.30	0.016	0.005	nd	nd	nd	nd	nd	nd
50515	MALL	7:3:0	4:6:0	10	91c	5a	PQ	1.93	0.004	0.003	nd	nd	nd	tr	nd	nd
52447	MALL	0:8:0	8:0:0	8	91d	5c	PQ	2.20	0.051	0.033	nd	nd	nd	nd	nd	nd
52479	MALL	3:4:0	0:7:0	7	91d	5c	PQ	2.70	nd	nd	nd	nd	nd	nd	nd	nd
52208	NOPI	0:3:0	2:1:0	3	91b	5c	PQ	3.50	0.012	0.004	nd	nd	nd	nd	nd	nd

Table 5: Continued

values in mg/kg wet weight

USOX #	Species	Age I:A:U	Sex F:M:U	N	Year	Mapref	Prov	% Lipid	Aroclor 1254:1260	S_PCB	PCB Congener 28	31	42	44	49	52
52480	NOPI	0:2:0	2:0:0	2	91d	5c	PQ	2.10	nd	0.002	nd	nd	nd	nd	nd	nd
52506	NOPI	5:0:0	0:5:0	5	91d	5c	PQ	2.60	0.009	0.003	nd	nd	nd	nd	nd	nd
52507	NOPI	9:0:0	9:0:0	9	91d	5c	PQ	2.90	nd	nd	nd	nd	nd	nd	nd	nd
52508	NOPI	0:9:0	0:9:0	9	91d	5c	PQ	5.30	0.017	0.010	nd	nd	nd	nd	nd	nd
52396	WODU	A	M	1	91d	5c	PQ	1.60	nd	nd	nd	nd	nd	nd	nd	nd
Central Quebec - Bay Ducks																
52226	GRSC	A	F	1	91b	5c	PQ	4.20	0.710	0.327	0.005	nd	nd	nd	nd	nd
47223	LESC	2:9:0	7:4:0	11	90d	5b	PQ	3.07	0.032	0.022	nd	nd	nd	tr	tr	tr
52225	LESC	1:4:0	3:2:0	5	91b	5c	PQ	3.80	0.489	0.240	tr	nd	nd	tr	nd	nd
52399	REDH	I	M	1	91d	5c	PQ	3.10	nd	nd	nd	nd	nd	nd	nd	nd
51719	RNDU	0:4:0	4:0:0	4	91d	5a	PQ	3.01	0.001	tr	nd	nd	nd	nd	nd	nd
Central Quebec - Sea Ducks																
52242	BLSC	1:4:0	1:4:0	5	91d	5c	PQ	5.60	0.033	0.023	nd	nd	nd	nd	nd	nd
52398	COEI	I	M	1	91d	5c	PQ	2.30	nd	tr	nd	nd	nd	nd	nd	nd
48725	COGO	0:6:0	4:2:0	6	90c	5c	PQ	3.79	0.158	0.086	tr	nd	nd	tr	nd	nd
42905	OLDS	2:8:0	2:8:0	10	89b	5b	PQ	5.36	1.683	0.879	0.011	nd	nd	nd	0.002	0.002
52219	OLDS	2:1:0	2:1:0	3	91b	5c	PQ	5.20	0.405	0.175	0.002	nd	nd	nd	nd	0.002
Central Quebec - Mergansers																
48675	COME	0:8:0	6:2:0	8	90c	5c	PQ	2.38	0.733	0.449	0.003	nd	nd	tr	nd	nd
48689	COME	0:5:0	2:3:0	5	90c	5c	PQ	2.75	2.893	1.526	0.009	nd	nd	0.002	nd	tr
48716	COME	0:10:0	9:1:0	10	90c	5c	PQ	2.73	1.723	0.877	0.006	nd	nd	0.001	nd	tr
52204	COME	0:5:0	2:3:0	5	91b	5c	PQ	3.00	4.764	2.256	0.017	nd	nd	nd	nd	nd
52425	COME	3:1:0	1:3:0	4	91d	5c	PQ	2.80	0.816	0.477	nd	nd	nd	nd	nd	nd
48666	HOME	0:6:0	3:3:0	6	90c	5c	PQ	2.86	0.142	0.165	tr	nd	nd	tr	nd	tr
49047	HOME	6:4:0	2:8:0	10	90c	5c	PQ	2.63	0.205	0.098	tr	nd	nd	tr	nd	nd
52397	HOME	I	M	1	91d	5c	PQ	2.80	0.016	0.005	nd	nd	nd	nd	nd	nd
52211	RBME	0:2:0	0:2:0	2	91b	5c	PQ	4.40	2.200	1.020	0.003	nd	nd	0.002	nd	nd
52420	RBME	A	F	1	91d	5c	PQ	4.20	0.080	0.090	nd	nd	nd	nd	nd	nd
Central Quebec - Loons																
48659	COLO	0:5:0	5:0:0	5	90c	5c	PQ	2.70	1.507	0.724	0.002	nd	0.002	0.002	0.007	0.004
48710	COLO	0:5:0	4:1:0	5	90c	5c	PQ	2.97	1.013	0.476	0.001	nd	tr	0.001	0.002	0.002
Southern Ontario - Geese & Swans																
47938	CAGO	A	F	1	90d	6c	ON	4.41	0.023	0.003	tr	nd	nd	tr	nd	tr
47522	CAGO	0:7:0	5:2:0	7	90d	6e	ON	3.20	0.003	0.002	tr	nd	nd	tr	nd	nd
48089	CAGO	1:6:0	3:4:0	7	90d	6j	ON	3.66	nd	tr	nd	nd	nd	nd	nd	nd

Table 5: Continued

values in mg/kg wet weight

USOX #	Species		Age I:A:U	Sex F:M:U	N	Year	Mapref	Prov	% Lipid	Aroclor 1254:1260	S PCB	PCB Congener 28	31	42	44	49	52
Southern Ontario - Dabbling Ducks																	
40647	ABDU	b	A	F	1	88d	6b	ON	3.59	0.005	0.002	nd	nd				nd
40570	ABDU	b	I	M	1	88d	6d	ON	1.69	0.005	0.002	nd	nd				nd
40624	ABDU	b	A	F	1	88d	6h	ON	3.44	0.004	0.003	nd	nd				tr
46376	ABDU		0:2:0	1:1:0	2	90d	6k	ON	1.87	0.003	0.003	tr	nd	nd	tr	nd	tr
47608	AGWT		4:9:0	5:8:0	13	90d	6a	ON	2.35	0.005	0.003	nd	nd	nd	nd	nd	nd
47965	AGWT		0:2:0	2:0:0	2	90d	6a	ON	3.25	0.018	0.010	tr		nd	tr	nd	tr
47913	AGWT		5:9:0	7:7:0	14	90d	6l	ON	3.07	0.004	0.003	tr		nd	tr	tr	tr
43191	GADW		I	M	1	89d	6l	ON	2.52	0.004	0.002	nd	nd		nd		nd
43259	GADW		2:0:0	2:0:0	2	89d	6l	ON	1.75	0.005	0.003	tr	nd		nd		nd
38239	MALL	b	2:2:1	1:4:0	5	87d	6b	ON	2.54	0.013	0.006	nd	nd				nd
38257	MALL	b	2:3:0	1:4:0	5	87d	6b	ON	3.34	0.005	0.003	nd	nd				nd
38251	MALL	b	4:1:0	3:2:0	5	87d	6d	ON	3.16	0.035	0.006	nd	nd				tr
38245	MALL	b	3:2:0	2:3:0	5	87d	6e	ON	3.09	0.004	0.002	nd	nd				nd
40657	MALL	b	3:6:0	6:3:0	9	88d	6b	ON	3.35	0.005	0.002	nd	nd				tr
40772	MALL	b	2:9:0	4:7:0	11	88d	6b	ON	1.69	0.006	0.002	nd	nd				nd
40824	MALL	b	2:9:0	5:6:0	11	88d	6b	ON	4.08	0.017	0.008	nd	nd				tr
40581	MALL	b	5:5:0	4:6:0	10	88d	6d	ON	2.86	0.004	0.002	nd	nd				nd
40535	MALL	b	0:10:0	3:7:0	10	88d	6h	ON	3.46	0.032	0.013	nd	nd				nd
40627	MALL	b	3:6:0	3:6:0	9	88d	6h	ON	3.34	0.004	0.002	nd	nd				nd
40872	MALL	b	5:0:0	3:2:0	5	88d	6l	ON	1.39	0.011	0.006	tr	nd				nd
40873	MALL	b	0:6:0	3:3:0	6	88d	6l	ON	2.25	0.048	0.026	tr	nd				nd
43631	MALL		0:9:0	6:3:0	9	89d	6c	ON	2.15	0.008	0.007	nd	nd		nd		nd
43617	MALL		1:9:0	4:6:0	10	89d	6d	ON	2.67	0.009	0.003	nd	nd		nd		nd
43369	MALL		A	M	1	89d	6i	ON	2.98	0.004	0.006	tr	nd		nd		tr
43315	MALL		0:0:2	0:2:0	2	89d	6j	ON	2.95	nd	tr	nd	nd		nd		nd
43318	MALL		2:0:0	0:2:0	2	89d	6j	ON	2.82	0.004	0.001	nd	nd		nd		nd
43180	MALL		I	F	1	89d	6l	ON	4.15	0.003	0.001	nd	nd		nd		nd
43254	MALL		0:7:1	4:4:0	8	89d	6l	ON	2.08	0.029	0.018	tr	nd		nd		nd
43255	MALL		1:6:0	2:5:0	7	89d	6l	ON	2.98	0.009	0.004	nd	nd		nd		nd
43257	MALL		4:6:0	4:6:0	10	89d	6l	ON	3.25	0.030	0.016	tr	nd		nd		nd
47548	MALL		2:9:0	5:6:0	11	90d	6a	ON	2.19	0.007	0.006	nd	nd	nd	nd	nd	tr
47962	MALL		0:2:0	0:2:0	2	90d	6a	ON	2.19	0.012	0.022	tr		nd	tr	tr	tr
47510	MALL		1:7:0	4:4:0	8	90d	6b	ON	2.81	0.009	0.007	tr	nd	nd	tr	nd	nd
47654	MALL		0:7:0	4:3:0	7	90d	6b	ON	3.26	0.114	0.019	tr	nd	nd	nd	nd	tr
47925	MALL		4:2:0	3:3:0	6	90d	6c	ON	2.98	0.007	0.005	nd	nd	nd	nd	nd	tr
47621	MALL		0:8:0	4:4:0	8	90d	6d	ON	3.47	0.005	0.003	tr	nd	nd	nd	nd	nd
47419	MALL		A	F	1	90d	6e	ON	2.28	0.007	0.004	nd	nd	nd	tr	nd	nd
47646	MALL		0:8:0	3:5:0	8	90d	6e	ON	2.75	0.012	0.006	tr	nd	nd	tr	nd	nd
47195	MALL		1:9:0	5:5:0	10	90d	6f	ON	2.05	0.008	0.005	nd	nd	nd	nd	nd	tr
47937	MALL		0:7:0	5:2:0	7	90d	6i	ON	1.94	0.008	0.010	tr		nd	tr	nd	tr
48052	MALL		0:9:0	4:5:0	9	90d	6j	ON	2.71	0.011	0.006	nd	nd	nd	tr	nd	nd
46375	MALL		0:6:0	5:1:0	6	90d	6k	ON	2.12	nd	0.001	tr	nd		tr		nd
47624	WODU		1:1:0	2:0:0	2	90d	6a	ON	3.71	0.004	0.005	tr	nd	nd	tr	tr	tr

Table 5: Continued

values in mg/kg wet weight

USOX #	Species		Age I:A:U	Sex F:M:U	N	Year	Mapref	Prov	% Lipid	Aroclor 1254:1260	S_PCB	PCB Congener 28	31	42	44	49	52
47973	WODU		1:1:0	0:2:0	2	90d	6e	ON	2.72	0.008	0.004	nd	nd	nd	tr	nd	nd
46366	WODU		6:0:0	4:2:0	6	90d	6k	ON	2.22	0.006	0.004	tr	nd		tr		tr
Southern Ontario - Bay Ducks																	
38277	GRSC	b	0:8:0	5:3:0	8	87d	6j	ON	3.25	0.116	0.057	nd	nd				nd
40706	GRSC	b	I	F	1	88d	6d	ON	2.32	0.002	0.002	nd	nd				nd
43326	GRSC		0:6:0	4:2:0	6	89d	6j	ON	4.07	0.026	0.012	nd	nd		tr		nd
43480	GRSC		5:6:0	7:3:1	11	89d	6j	ON	3.70	0.060	0.023	tr	nd		nd		tr
43261	GRSC		1:1:0	1:1:0	2	89d	6l	ON	2.77	0.559	0.283	tr	nd		nd		nd
43425	GRSC		0:2:0	0:2:0	2	89d	6l	ON	2.04	0.192	0.109	tr	nd		nd		nd
47969	GRSC		A	F	1	90d	6d	ON	2.34	0.109	0.057	tr		nd	tr	nd	tr
38262	LESC	b	A	M	1	87d	6j	ON	2.03	0.135	0.062	tr	nd				nd
40707	LESC	b	7:0:0	5:2:0	7	88d	6d	ON	2.34	0.011	0.004	nd	nd				nd
43374	LESC		0:4:0	1:3:0	4	89d	6i	ON	4.49	0.043	0.068	0.005	nd		0.001		0.006
43319	LESC		I	M	1	89d	6j	ON	5.02	0.025	0.009	nd	nd		nd		nd
43335	LESC		A	F	1	89d	6j	ON	4.72	0.014	0.003	nd	nd		nd		nd
43263	LESC		2:0:0	1:1:0	2	89d	6l	ON	2.73	0.018	0.017	nd	nd		nd		tr
43445	LESC		1:1:0	1:1:0	2	89d	6l	ON	1.50	0.229	0.161	tr	nd		nd		nd
47150	LESC		4:3:0	3:4:0	7	90d	6f	ON	4.29	0.044	0.025	tr	nd	nd	tr	tr	tr
47882	REDH		2:3:0	2:3:0	5	90d	6b	ON	4.20	0.007	0.007	tr	nd	nd	tr	nd	tr
46359	RNDU		7:0:0	5:2:0	7	90d	6k	ON	3.04	0.003	0.003	nd	nd		tr		tr
Southern Ontario - Sea Ducks																	
47748	BUFF		5:1:0	5:1:0	6	90d	6b	ON	4.50	0.028	0.016	tr	nd	nd	tr	tr	tr
47532	BUFF		5:0:0	4:1:0	5	90d	6d	ON	3.87	0.017	0.013	tr	nd	nd	tr	nd	nd
47970	BUFF		I	F	1	90d	6d	ON	3.53	0.027	0.016	nd		nd	tr	nd	tr
47955	BUFF		1:2:0	1:2:0	3	90d	6f	ON	3.44	0.013	0.013	tr		nd	tr	nd	nd
38282	COGO	b	1:2:0	1:2:0	3	87d	6j	ON	2.36	0.099	0.052	nd	nd				nd
38292	COGO	b	A	M	1	88a	6g	ON	1.57	0.432	0.161	0.001	nd				tr
43304	COGO		I	M	1	89d	6j	ON	3.95	0.040	0.015	tr	nd		nd		nd
43307	COGO		1:1:0	1:0:1	2	89d	6j	ON	4.63	0.014	0.013	nd	nd		nd		nd
43308	COGO		A	F	1	89d	6j	ON	5.68	0.139	0.085	tr	nd		nd		nd
43312	COGO		1:2:0	0:2:1	3	89d	6j	ON	3.86	0.055	0.041	nd	nd		nd		nd
47951	COGO		2:6:0	0:8:0	8	90d	6f	ON	3.41	0.177	0.137	tr	nd	nd	tr	nd	tr
38291	OLDS	b	0:4:0	2:2:0	4	88a	6g	ON	3.37	0.979	0.421	0.003	nd				0.002
Southern Ontario - Mergansers																	
47846	COME		A	F	1	90d	6b	ON	3.18	0.551	0.330	tr	nd	nd	tr	nd	tr
47968	HOME		2:0:0	0:2:0	2	90d	6a	ON	3.43	0.018	0.014	nd		nd	tr	nd	tr
47840	HOME		3:0:0	1:2:0	3	90d	6b	ON	3.72	0.043	0.022	tr	nd	nd	tr	tr	tr
47924	HOME		4:2:0	2:4:0	6	90d	6i	ON	3.02	0.036	0.024	tr	nd	tr	tr	tr	tr
47751	RBME		1:1:0	1:1:0	2	90d	6b	ON	4.20	0.322	0.199	0.002	nd	tr	tr	0.001	tr

Table 5: Continued

values in mg/kg wet weight

USOX #	Species		Age I:A:U	Sex F:M:U	N	Year	Mapref	Prov	% Lipid	Aroclor 1254:1260	S_PCB	PCB Congener 28	31	42	44	49	52
Northern Ontario - Geese & Swans																	
44546	CAGO		0:5:0	2:3:0	5	90b	7c	ON	4.53	0.003	0.002	tr	nd		tr		tr
44969	CAGO		0:9:0	6:2:1	9	90b	7d	ON	5.99	0.001	tr	nd	nd		nd		nd
44790	CAGO		0:10:0	7:3:0	10	90b	7g	ON	3.68	0.002	tr	nd	nd		nd		nd
44970	CAGO		0:10:0	3:7:0	10	90b	7k	ON	3.98	0.003	0.004	tr	nd		nd		tr
48005	CAGO		0:6:0	4:2:0	6	90d	7f	ON	3.18	nd	0.005	nd	nd	nd	nd	nd	nd
47280	CAGO		2:8:0	4:6:0	10	90d	7i	ON	3.00	0.002	0.003	nd	nd	nd	tr	nd	tr
41640	LSGO		6:4:0	7:3:0	10	89b	7g	ON	3.94	nd	nd	nd	nd		nd		nd
43295	LSGO		3:7:0	5:5:0	10	89d	7g	ON	2.11	nd	nd	nd	nd		nd		nd
Northern Ontario - Dabbling Ducks																	
43364	ABDU		0:5:0	3:2:0	5	89d	7h	ON	1.82	0.002	0.001	nd	nd		nd		tr
39905	AGWT	b	A	F	1	88c	7e	ON	1.72	nd	0.001						nd
40473	AMWI	b	I	F	1	88d	7a	ON	2.90	0.002	0.002	nd	nd				tr
40360	MALL	b	0:3:0	2:1:0	3	88c	7c	ON	1.27	0.009	0.003	nd	nd				nd
40361	MALL	b	3:0:0	2:1:0	3	88c	7c	ON	0.91	0.005	tr	nd	nd				nd
40356	MALL	b	0:4:0	1:3:0	4	88c	7e	ON	1.95	0.012	0.007	nd	nd				nd
40357	MALL	b	3:0:0	1:2:0	3	88c	7e	ON	1.23	0.027	0.002	nd	nd				nd
40478	MALL	b	0:4:0	2:2:0	4	88d	7a	ON	1.43	0.025	0.013	nd	nd				tr
40591	MALL	b	0:5:0	2:3:0	5	88d	7h	ON	1.66	0.006	0.003	nd	nd				nd
43516	MALL		1:9:0	1:9:0	10	89d	7f	ON	2.49	0.023	0.009	nd	nd		nd		nd
43353	MALL		1:3:0	1:3:0	4	89d	7h	ON	1.70	0.003	0.001	nd	nd		tr		nd
43388	MALL		5:4:0	4:5:0	9	89d	7k	ON	1.96	nd	tr	nd	nd		nd		nd
44325	MALL		0:5:0	0:5:0	5	90b	7c	ON	1.93	0.010	0.006	tr	nd		nd		nd
44769	MALL		0:2:0	1:1:0	2	90b	7c	ON	2.69	0.005	0.001	nd	nd		nd		nd
47432	MALL		1:11:0	4:8:0	12	90d	7a	ON	2.39	0.003	0.001	nd	nd	nd	nd	nd	nd
47207	MALL		0:7:0	5:2:0	7	90d	7j	ON	2.61	0.007	0.006	tr	nd	nd	tr	nd	tr
43558	NSHO		I	F	1	89d	7f	ON	5.24	0.028	0.011	tr	nd		tr		tr
43358	WODU		A	M	1	89d	7h	ON	2.64	0.002	tr	nd	nd		nd		tr
47290	WODU		A	M	1	90d	7a	ON	2.39	0.003	0.006	tr	nd	nd	tr	tr	tr
Northern Ontario - Bay Ducks																	
43555	GRSC		0:3:0	1:2:0	3	89d	7f	ON	3.81	0.013	0.006	nd	nd		0.001		tr
43557	LESC		A	M	1	89d	7f	ON	4.97	0.022	0.023	nd	nd		nd		tr
47289	LESC		0:3:0	3:0:0	3	90d	7a	ON	3.00	nd	tr	tr	nd	nd	nd	nd	nd
43551	RNDU		1:3:0	2:2:0	4	89d	7f	ON	5.07	0.005	0.002	nd	nd		nd		nd
Northern Ontario - Sea Ducks																	
43397	BUFF		I	F	1	89d	7k	ON	2.91	0.008	0.006	nd	nd		tr		tr
43298	COGO		0:2:0	0:2:0	2	89b	7h	ON	2.88	0.308	0.187	tr	nd		nd		nd
43556	COGO		A	F	1	89d	7f	ON	3.66	0.184	0.081	tr	nd		nd		nd

Table 5: Continued

values in mg/kg wet weight

USOX #	Species		Age I:A:U	Sex F:M:U	N	Year	Mapref	Prov	% Lipid	Aroclor 1254:1260	S_PCB	PCB Congener 28	31	42	44	49	52
43396	COGO		3:0:0	1:2:0	3	89d	7k	ON	2.55	0.024	0.012	tr	nd		nd		nd
47291	COGO		A	M	1	90d	7a	ON	3.10	0.007	0.005	nd	nd	nd	tr	tr	tr
47893	COGO		I	M	1	90d	7h	ON	4.46	0.003	0.003	nd	nd	nd	nd	nd	tr
Northern Ontario - Mergansers																	
43344	COME		A	M	1	89b	7h	ON	3.97	4.873	2.436	0.023	nd		0.005		0.004
47285	COME		I	M	1	90d	7a	ON	2.96	0.038	0.042	tr	nd	0.002	0.002	0.003	0.004
47993	COME		A	F	1	90d	7b	ON	2.59	0.342	0.161	tr	nd	nd	tr	nd	tr
47138	COME		0:6:0	6:0:0	6	90d	7c	ON	3.89	0.280	0.134	tr	nd	nd	tr	nd	tr
47632	COME		1:2:0	2:1:0	3	90d	7h	ON	3.44	0.377	0.161	tr	nd	nd	tr	nd	tr
43398	HOME		I	F	1	89d	7k	ON	2.24	0.023	0.015	nd	nd		nd		nd
47845	HOME		4:0:0	2:2:0	4	90d	7h	ON	3.01	0.042	0.019	tr	nd	nd	tr	nd	nd
47894	HOME		I	M	1	90d	7h	ON	2.21	0.134	0.066	tr	nd	nd	nd	nd	nd
40362	RBME	b	0:2:0	2:0:0	2	88c	7c	ON	1.46	0.266	0.094	tr	nd				nd
40358	RBME	b	0:3:0	3:0:0	3	88c	7e	ON	2.42	1.800	0.613	0.012	nd				nd
47633	RBME		A	F	1	90d	7h	ON	3.14	0.919	0.431	tr	nd	nd	tr	tr	tr
Northern Ontario - Loons																	
40359	COLO	b	0:4:0	3:1:0	4	88b	7e	ON	4.32	3.005	1.028	0.003	nd				0.008
40363	COLO	b	0:3:0	2:1:0	3	88c	7c	ON	3.70	3.514	1.243	0.002	nd				0.009
44315	COLO		0:6:0	2:4:0	6	90b	7c	ON	3.70	4.081	1.983	nd	nd		0.015		nd
46125	COLO		0:4:0	1:3:0	4	90b	7c	ON	3.34	1.262	0.648	0.002	nd		0.004		0.007
46116	COLO		0:10:0	4:6:0	10	90b	7e	ON	4.33	nd	nd	nd	nd		nd		nd
Prairies - Terrestrial Browsers																	
69807	RUGR		0:2:0	0:2:0	2	94b	8b	YT	3.60	nd	nd	nd	nd	nd	nd	nd	nd
69808	SPGR		0:3:0	2:1:0	3	94b	8b	YT	1.60	nd	nd	nd	nd	nd	nd	nd	nd
Prairies - Geese & Swans																	
41780	CAGO		10:0:0	0:1:9	10	89d	8e	AB	2.82	nd	tr	nd	nd		nd		nd
63194	CAGO		4:6:0	2:8:0	10	93c	8w	MB	1.90	nd	nd	nd	nd	nd	nd	nd	nd
66806	CAGO		10:0:0	5:5:0	10	93d	8aa	MB	3.00	nd	nd	nd	nd	nd	nd	nd	nd
63132	CAGO		8:2:0	6:4:0	10	93d	8e	AB	3.20	0.008	0.002	nd	nd	nd	nd	nd	nd
63050	CAGO		2:0:0	0:2:0	2	93d	8f	AB	3.20	nd	nd	nd	nd	nd	nd	nd	nd
64791	CAGO		0:10:0	3:7:0	10	93d	8g	AB	3.50	nd	nd	nd	nd	nd	nd	nd	nd
64022	CAGO		1:4:0	3:2:0	5	93d	8h	AB	3.13	nd	nd	nd	nd	nd	nd	nd	nd
63953	CAGO		0:3:0	1:2:0	3	93d	8i	AB	3.63	nd	nd	nd	nd	nd	nd	nd	nd
69250	CAGO		3:3:0	5:1:0	6	93d	8l	AB	5.00	nd	nd	nd	nd	nd	nd	nd	nd
64256	CAGO		0:2:0	1:1:0	2	93d	8m	SK	3.00	nd	nd	nd	nd	nd	nd	nd	nd
64258	CAGO		0:9:0	6:3:0	9	93d	8q	SK	3.70	nd	nd	nd	nd	nd	nd	nd	nd
64317	CAGO		6:4:0	7:3:0	10	93d	8q	SK	4.00	nd	nd	nd	nd	nd	nd	nd	nd

Table 5: Continued

values in mg/kg wet weight

USOX #	Species	Age I:A:U	Sex F:M:U	N	Year	Mapref	Prov	% Lipid	Aroclor 1254:1260	S_PCB	PCB Congener 28	31	42	44	49	52
65512	CAGO	0:3:0	1:2:0	3	93d	8q	SK	2.20	0.057	0.027	nd	nd	nd	nd	nd	nd
64485	CAGO	0:10:0	7:3:0	10	93d	8s	SK	3.30	nd	tr	nd	nd	nd	nd	nd	nd
65777	CAGO	0:5:0	1:4:0	5	93d	8u	SK	3.70	nd	tr	nd	nd	nd	nd	nd	nd
64894	CAGO	4:3:0	5:2:0	7	93d	8x	MB	2.80	nd	nd	nd	nd	nd	nd	nd	nd
67133	CAGO	8:2:0	6:4:0	10	93d	8z	MB	2.90	nd	nd	nd	nd	nd	nd	nd	nd
65494	CAGO	A	M	1	94b	8b	YT	2.10	nd	nd	nd	nd	nd	nd	nd	nd
65505	GWFG	0:3:0	2:1:0	3	93d	8r	SK	4.60	0.037	0.024	nd	nd	nd	0.001	tr	0.001
64318	GWFG	8:2:0	7:3:0	10	93d	8s	SK	3.90	nd	nd	nd	nd	nd	nd	nd	nd
40311	LSGO b	0:7:0	4:3:0	7	88d	8w	MB	3.86	nd	tr	nd	nd				nd
63183	LSGO	2:8:0	5:5:0	10	93c	8w	MB	3.30	nd	nd	nd	nd	nd	nd	nd	nd
67135	LSGO	10:0:0	6:4:0	10	93d	8aa	MB	3.70	nd	nd	nd	nd	nd	nd	nd	nd
69426	LSGO	1:2:0	2:1:0	3	93d	8bb	MB	5.00	nd	nd	nd	nd	nd	nd	nd	nd
63948	LSGO	10:0:0	6:4:0	10	93d	8j	AB	4.73	nd	nd	nd	nd	nd	nd	nd	nd
65533	LSGO	5:2:0	2:5:0	7	93d	8n	SK	3.80	nd	nd	nd	nd	nd	nd	nd	nd
64556	LSGO	0:10:0	4:6:0	10	93d	8q	SK	3.70	nd	nd	nd	nd	nd	nd	nd	nd
69254	LSGO	2:0:0	0:2:0	2	93d	8v	SK	3.60	nd	nd	nd	nd	nd	nd	nd	nd
67713	LSGO	10:0:0	5:5:0	10	93d	8z	MB	3.60	nd	nd	nd	nd	nd	nd	nd	nd
Prairies - Dabbling Ducks																
69169	ABDU	0:2:0	1:1:0	2	93d	8aa	MB	2.20	nd	nd	nd	nd	nd	nd	nd	nd
64503	AGWT	A	F	1	92c	8f	AB	1.10	nd	nd	nd	nd	nd	nd	tr	nd
66442	AGWT	3:4:0	4:3:0	7	93d	8aa	MB	2.90	nd	tr	nd	nd	nd	nd	nd	nd
64021	AGWT	2:6:0	8:0:0	8	93d	8h	AB	3.34	nd	nd	nd	nd	nd	nd	nd	nd
69248	AGWT	0:2:0	2:0:0	2	93d	8l	AB	3.90	nd	nd	nd	nd	nd	nd	0.002	nd
63415	AGWT	A	M	1	93d	8p	SK	3.40	nd	tr	nd	nd	nd	nd	nd	nd
65746	AGWT	3:0:0	0:3:0	3	93d	8t	SK	3.00	nd	nd	nd	nd	nd	nd	nd	nd
64770	AGWT	5:1:0	2:4:0	6	93d	8x	MB	2.30	nd	0.007	nd	nd	nd	nd	0.017	nd
69877	AGWT	0:5:0	2:3:0	5	94b	8b	YT	2.60	0.017	0.004	nd	nd	nd	nd	0.002	nd
64486	AMWI	A	M	1	92c	8f	AB	3.00	nd	nd	nd	nd	nd	nd	nd	nd
64501	AMWI	I	F	1	92c	8f	AB	0.60	nd	nd	nd	nd	nd	nd	tr	nd
63163	AMWI	I	M	1	93d	8bb	MB	4.40	nd	nd	nd	nd	nd	nd	nd	nd
63143	AMWI	I	M	1	93d	8d	AB	4.80	nd	0.002	nd	nd	nd	nd	nd	0.002
63950	AMWI	0:10:0	5:5:0	10	93d	8h	AB	3.82	nd	nd	nd	nd	nd	nd	nd	nd
69425	AMWI	0:9:0	5:4:0	9	93d	8l	AB	3.40	nd	nd	nd	nd	nd	nd	nd	nd
68879	AMWI	0:2:0	2:0:0	2	94c	8c	BC	2.35	nd	nd	nd	nd	nd	nd	nd	nd
64502	BWTE	A	F	1	92c	8f	AB	1.50	nd	nd	nd	nd	nd	nd	tr	nd
63957	BWTE	1:1:0	1:1:0	2	93d	8h	AB	3.41	nd	nd	nd	nd	nd	nd	nd	nd
63688	BWTE	3:2:0	1:4:0	5	93d	8l	AB	4.50	nd	nd	nd	nd	nd	nd	nd	nd
63333	BWTE	A	F	1	93d	8q	SK	3.70	nd	nd	nd	nd	nd	nd	nd	nd
65776	BWTE	2:5:0	4:3:0	7	93d	8t	SK	4.00	nd	nd	nd	nd	nd	nd	nd	nd
64778	BWTE	3:0:0	2:1:0	3	93d	8x	MB	2.50	nd	nd	nd	nd	nd	nd	nd	nd
67132	BWTE	1:1:0	2:0:0	2	93d	8z	MB	3.40	nd	tr	nd	nd	nd	nd	nd	nd
69910	BWTE	1:1:0	1:1:0	2	94c	8c	BC	2.27	nd	nd	nd	nd	nd	nd	nd	nd
64162	GADW	3:1:0	2:2:0	4	93c	8t	SK	1.70	nd	nd	nd	nd	nd	nd	nd	nd
63032	GADW	I	F	1	93d	8f	AB	1.80	nd	nd	nd	nd	nd	nd	nd	nd

Table 5: Continued

values in mg/kg wet weight

USOX #	Species		Age I:A:U	Sex F:M:U	N	Year	Mapref	Prov	% Lipid	Aroclor 1254:1260	S_PCB	PCB Congener 28	31	42	44	49	52
64145	GADW		0:10:0	4:6:0	10	93d	8h	AB	3.22	nd	nd	nd	nd	nd	nd	nd	nd
63251	GADW		A	M	1	93d	8i	AB	3.22	nd	nd	nd	nd	nd	nd	nd	nd
69251	GADW		1:8:0	3:6:0	9	93d	8l	AB	2.90	nd	nd	nd	nd	nd	nd	nd	nd
64251	GADW		4:6:0	5:5:0	10	93d	8p	SK	2.00	nd	nd	nd	nd	nd	nd	nd	nd
63330	GADW		A	M	1	93d	8t	SK	2.40	nd	tr	nd	nd	nd	nd	nd	nd
65779	GADW		3:2:0	2:3:0	5	93d	8t	SK	2.80	nd	nd	nd	nd	nd	nd	nd	nd
40230	MALL	b	I	M	1	88d	8d	AB	1.01	nd	nd	nd	nd				nd
40876	MALL	b	0:7:0	2:5:0	7	88d	8g	AB	2.47	0.003	0.002	nd	nd				nd
40442	MALL	b	2:8:0	3:7:0	10	88d	8p	SK	2.08	0.002	0.002	nd	nd				nd
40299	MALL	b	0:10:0	1:9:0	10	88d	8x	MB	2.62	0.003	tr	nd	nd				nd
41769	MALL		0:10:0	2:8:0	10	89d	8g	AB	2.89	nd	tr	nd	nd		nd		nd
41758	MALL		1:9:0	0:10:0	10	89d	8h	AB	2.28	0.002	0.001	nd	nd		nd		nd
43500	MALL		1:2:0	2:1:0	3	89d	8s	SK	3.17	nd	nd	nd	nd		nd		nd
43531	MALL		0:10:0	6:4:0	10	89d	8t	SK	3.09	nd	nd	nd	nd		nd		nd
64505	MALL		A	F	1	92c	8f	AB	1.00	nd	nd	nd	nd	nd	nd	tr	nd
64248	MALL		0:10:0	4:6:0	10	93c	8t	SK	1.80	0.007	0.002	nd	nd	nd	nd	nd	nd
68405	MALL		1:5:0	0:6:0	6	93c	8z	MB	1.90	nd	0.004	nd	nd	nd	nd	nd	nd
67131	MALL		4:4:0	5:3:0	8	93d	8aa	MB	2.70	nd	nd	nd	nd	nd	nd	nd	nd
69430	MALL		0:10:0	3:7:0	10	93d	8bb	MB	2.20	nd	nd	nd	nd	nd	nd	nd	nd
63140	MALL		3:4:0	3:4:0	7	93d	8d	AB	2.20	nd	nd	nd	nd	nd	nd	nd	nd
63047	MALL		1:8:0	6:3:0	9	93d	8f	AB	1.50	nd	nd	nd	nd	nd	nd	nd	nd
64667	MALL		0:10:0	7:3:0	10	93d	8g	AB	2.10	nd	nd	nd	nd	nd	nd	0.009	nd
63952	MALL		0:10:0	6:4:0	10	93d	8h	AB	2.73	nd	tr	nd	nd	nd	nd	nd	nd
63949	MALL		5:5:0	7:3:0	10	93d	8i	AB	3.25	nd	tr	nd	nd	nd	nd	nd	nd
69261	MALL		0:10:0	3:7:0	10	93d	8k	AB	2.50	nd	nd	nd	nd	nd	nd	nd	nd
69428	MALL		0:10:0	4:6:0	10	93d	8l	AB	3.00	nd	nd	nd	nd	nd	nd	nd	nd
64161	MALL		0:3:0	2:1:0	3	93d	8m	SK	2.90	nd	nd	nd	nd	nd	nd	nd	nd
65303	MALL		0:9:0	2:7:0	9	93d	8n	SK	2.70	nd	0.008	nd	nd	nd	tr	tr	0.001
64160	MALL		4:4:0	4:4:0	8	93d	8p	SK	2.00	nd	tr	nd	nd	nd	nd	nd	nd
63331	MALL		A	M	1	93d	8q	SK	1.70	nd	nd	nd	nd	nd	nd	nd	nd
64247	MALL		0:2:0	0:2:0	2	93d	8q	SK	2.40	nd	nd	nd	nd	nd	nd	nd	nd
63352	MALL		A	M	1	93d	8s	SK	2.90	nd	nd	nd	nd	nd	nd	nd	nd
69255	MALL		3:0:0	1:2:0	3	93d	8v	SK	2.90	nd	nd	nd	nd	nd	nd	nd	nd
64771	MALL		8:2:0	2:8:0	10	93d	8x	MB	1.70	nd	nd	nd	nd	nd	nd	nd	nd
66976	MALL		6:4:0	6:4:0	10	93d	8z	MB	2.20	nd	nd	nd	nd	nd	nd	nd	nd
69886	MALL		0:5:0	1:4:0	5	94b	8b	YT	3.00	nd	0.002	nd	nd	nd	nd	nd	nd
63947	NOPI		A	F	1	93d	8aa	MB	2.80	nd	nd	nd	nd	nd	nd	nd	nd
64769	NOPI		8:2:0	5:5:0	10	93d	8g	AB	2.80	nd	nd	nd	nd	nd	nd	0.010	nd
63975	NOPI		1:4:0	3:2:0	5	93d	8h	AB	3.38	nd	nd	nd	nd	nd	nd	nd	nd
63720	NOPI		A	F	1	93d	8k	AB	1.80	nd	nd	nd	nd	nd	nd	nd	nd
69429	NOPI		2:8:0	6:4:0	10	93d	8l	AB	3.50	nd	nd	nd	nd	nd	nd	nd	nd
63332	NOPI		A	M	1	93d	8q	SK	2.20	nd	0.001	nd	nd	nd	nd	nd	nd
63205	NOPI		1:9:0	4:6:0	10	93d	8w	MB	2.00	nd	nd	nd	nd	nd	nd	nd	nd
64976	NOPI		8:0:0	7:1:0	8	93d	8x	MB	3.90	nd	0.007	nd	nd	nd	tr	tr	0.001
65495	NOPI		A	F	1	94b	8b	YT	2.90	nd	nd	nd	nd	nd	nd	nd	nd
68421	NOPI		A	F	1	94c	8c	BC	2.03	nd	nd	nd	nd	nd	nd	nd	nd

Table 5: Continued

values in mg/kg wet weight

USOX #	Species	Age I:A:U	Sex F:M:U	N	Year	Mapref	Prov	% Lipid	Aroclor 1254:1260	S PCB	PCB Congener 28	31	42	44	49	52
66805	NSHO	4:2:0	4:2:0	6	93d	8aa	MB	3.60	0.020	0.008	nd	nd	nd	nd	nd	0.003
65803	NSHO	2:0:0	2:0:0	2	93d	8d	AB	4.10	nd	nd	nd	nd	nd	nd	nd	nd
63974	NSHO	2:3:0	4:1:0	5	93d	8h	AB	3.21	nd	nd	nd	nd	nd	nd	nd	nd
64745	NSHO	10:0:0	5:5:0	10	93d	8x	MB	2.70	0.006	0.002	nd	nd	nd	nd	nd	nd
Prairies - Bay Ducks																
70159	CANV	10:0:0	3:7:0	10	92c	8f	AB	1.30	nd	nd	nd	nd	nd	nd	tr	nd
43542	LESC	3:5:2	4:6:0	10	89d	8p	SK	5.14	0.006	0.003	nd	nd		tr		nd
69236	LESC	2:0:0	1:1:0	2	93d	8cc	MB	2.80	nd	nd	nd	nd	nd	nd	nd	nd
63046	LESC	I	F	1	93d	8f	AB	2.50	nd	nd	nd	nd	nd	nd	nd	nd
63267	LESC	I	F	1	93d	8h	AB	4.59	nd	tr	nd	nd	nd	nd	nd	nd
63324	LESC	A	M	1	93d	8o	SK	6.90	0.015	0.004	nd	nd	nd	nd	nd	nd
64159	LESC	0:10:0	5:5:0	10	93d	8p	SK	3.20	0.013	0.004	nd	nd	nd	nd	nd	nd
63349	LESC	A	M	1	93d	8q	SK	3.00	0.033	0.019	nd	nd	nd	nd	nd	nd
64790	LESC	2:8:0	1:9:0	10	93d	8x	MB	3.20	0.074	0.052	nd	nd	nd	nd	nd	nd
67134	LESC	5:4:0	4:5:0	9	93d	8z	MB	3.10	nd	tr	nd	nd	nd	nd	nd	nd
69566	LESC	I	M	1	94d	8a	YT	2.20	nd	nd	nd	nd	nd	nd	nd	nd
63678	REDH	3:2:0	3:2:0	5	93d	8bb	MB	3.80	nd	nd	nd	nd	nd	nd	nd	nd
69249	REDH	0:3:0	3:0:0	3	93d	8l	AB	3.20	nd	nd	nd	nd	nd	nd	nd	nd
67292	REDH	0:10:0	3:7:0	10	93d	8y	MB	3.20	0.013	0.007	nd	nd	nd	nd	nd	nd
68161	RNDU	6:2:0	3:5:0	8	93d	8cc	MB	3.00	nd	0.001	nd	nd	nd	nd	nd	nd
63045	RNDU	I	F	1	93d	8f	AB	3.40	nd	nd	nd	nd	nd	nd	nd	nd
69554	RNDU	A	F	1	94b	8b	YT	2.90	0.018	0.004	nd	nd	nd	nd	tr	nd
Prairies - Sea Ducks																
63325	BUFF	A	F	1	93d	8o	SK	7.00	0.019	0.007	nd	nd	nd	nd	nd	nd
69170	BUFF	2:0:0	1:1:0	2	93d	8z	MB	3.10	nd	0.002	nd	nd	nd	nd	nd	nd
69601	BUFF	0:2:0	2:0:0	2	94b	8b	YT	2.30	nd	0.001	nd	nd	nd	nd	nd	nd
69805	BUFF	0:3:0	1:2:0	3	94b	8b	YT	2.80	0.034	0.015	nd	nd	nd	nd	0.001	nd
43491	COGO	5:1:0	2:4:0	6	89d	8p	SK	4.54	0.027	0.014	nd	nd		nd		nd
43496	COGO	4:0:0	2:2:0	4	89d	8p	SK	3.91	0.079	0.025	tr	nd		nd		tr
63048	COGO	4:1:0	2:3:0	5	93d	8f	AB	2.90	nd	0.002	nd	nd	nd	nd	nd	nd
69892	COGO	1:4:0	0:5:0	5	94b	8b	YT	3.00	0.021	0.008	nd	nd	nd	nd	nd	nd
69565	SUSC	I	F	1	94d	8a	YT	2.60	nd	nd	nd	nd	nd	nd	nd	nd
69564	WWSC	I	F	1	94d	8a	YT	3.60	nd	nd	nd	nd	nd	nd	nd	nd
Pacific - Terrestrial Browsers																
69891	PTAR	0:6:0	2:4:0	6	94d	9b	YT	1.60	nd	nd	nd	nd	nd	nd	nd	nd
69246	ROPT	0:3:0	1:2:0	3	94b	9a	YT	2.30	nd	nd	nd	nd	nd	nd	nd	nd
65543	RUGR	A	M	1	94b	9a	YT	0.60	nd	nd	nd	nd	nd	nd	nd	nd
68850	RUGR	A	M	1	94d	9b	YT	3.60	nd	nd	nd	nd	nd	nd	nd	nd
69247	SPGR	0:4:0	1:3:0	4	94b	9a	YT	1.70	nd	0.008	nd	nd	nd	nd	nd	nd

Table 5: Continued

values in mg/kg wet weight

USOX #	Species	Age I:A:U	Sex F:M:U	N	Year	Mapref	Prov	% Lipid	Aroclor 1254:1260	S PCB	PCB Congener 28	31	42	44	49	52
66034	SPGR	0:3:0	2:1:0	3	94b	9b	YT	1.20	nd	nd	nd	nd	nd	nd	nd	nd
69078	SPGR	0:5:0	3:2:0	5	94b	9b	YT	10.90	nd	nd	nd	nd	nd	nd	nd	nd
68849	SPGR	0:4:0	2:2:0	4	94d	9b	YT	1.50	nd	nd	nd	nd	nd	nd	nd	nd
69238	WIPT	0:2:0	1:1:0	2	94b	9a	YT	1.50	nd	0.010	nd	nd	nd	nd	nd	nd
69602	WIPT	0:2:0	0:2:0	2	94b	9b	YT	1.50	nd	nd	nd	nd	nd	nd	nd	nd
69603	WIPT	0:3:0	2:1:0	3	94c	9b	YT	1.20	nd	nd	nd	nd	nd	nd	nd	nd
Pacific - Geese & Swans																
70336	BLBR	0:6:0	2:4:0	6	95a	9j	BC	3.70	nd	nd	nd	nd	nd	nd	nd	nd
43846	CAGO	0:4:0	2:2:0	4	90a	9j	BC	3.12	0.008	0.025	nd	nd		nd		nd
66044	CAGO	0:2:0	1:1:0	2	94b	9b	YT	2.80	nd	nd	nd	nd	nd	nd	nd	nd
70333	CAGO	0:5:0	3:2:0	5	94d	9j	BC	5.70	nd	nd	nd	nd	nd	nd	nd	nd
70229	CAGO	A	M	1	94d	9k	BC	4.30	nd	0.001	nd	nd	nd	nd	nd	nd
68965	CAGO	0:5:0	2:3:0	5	94d	9l	BC	3.90	nd	nd	nd	nd	nd	nd	nd	nd
Pacific - Dabbling Ducks																
43479	AGWT	I	M	1	89d	9j	BC	2.69	0.006	0.002	nd	nd		nd		nd
69456	AGWT	0:7:0	2:5:0	7	92b	9b	YT	1.80	0.159	0.075	nd	nd	nd	nd	nd	nd
66008	AGWT	A	M	1	93b	9b	YT	2.20	nd	0.010	nd	nd	nd	nd	nd	nd
65306	AGWT	0:2:0	0:2:0	2	94b	9b	YT	4.70	nd	nd	nd	nd	nd	nd	0.002	nd
69878	AGWT	0:2:0	2:0:0	2	94b	9b	YT	3.00	nd	nd	nd	nd	nd	nd	nd	nd
69879	AGWT	4:0:0	1:3:0	4	94b	9b	YT	2.40	0.012	0.003	nd	nd	nd	nd	0.003	nd
68492	AGWT	0:10:0	2:8:0	10	94d	9e	BC	2.20	nd	nd	nd	nd	nd	nd	nd	nd
68652	AGWT	0:2:0	1:1:0	2	94d	9f	BC	2.40	nd	nd	nd	nd	nd	nd	tr	nd
68676	AGWT	3:5:0	5:3:0	8	94d	9g	BC	2.10	nd	nd	nd	nd	nd	nd	nd	nd
68691	AGWT	0:2:0	2:0:0	2	94d	9g	BC	1.30	nd	nd	nd	nd	nd	nd	nd	nd
69144	AGWT	0:10:0	5:5:0	10	94d	9h	BC	2.90	nd	nd	nd	nd	nd	nd	nd	nd
69165	AGWT	3:6:0	6:3:0	9	94d	9i	BC	3.20	nd	nd	nd	nd	nd	nd	nd	nd
70259	AGWT	0:2:0	1:1:0	2	94d	9i	BC	1.50	nd	tr	nd	nd	nd	nd	nd	nd
68941	AGWT	A	F	1	94d	9j	BC	2.50	nd	0.002	nd	nd	nd	nd	nd	nd
68942	AGWT	2:6:0	4:4:0	8	94d	9j	BC	2.00	nd	nd	nd	nd	nd	nd	nd	nd
70255	AGWT	1:3:0	4:0:0	4	94d	9j	BC	2.50	nd	nd	nd	nd	nd	nd	nd	nd
68439	AGWT	2:8:0	7:3:0	10	94d	9k	BC	2.20	nd	nd	nd	nd	nd	nd	0.001	nd
68797	AGWT	1:4:0	3:2:0	5	94d	9m	BC	2.60	nd	nd	nd	nd	nd	nd	nd	nd
43478	AMWI	0:2:0	1:1:0	2	89d	9j	BC	4.21	0.003	tr	nd	nd		nd		nd
69880	AMWI	0:2:0	0:2:0	2	94b	9b	YT	2.20	nd	nd	nd	nd	nd	nd	0.003	nd
69881	AMWI	0:4:0	1:3:0	4	94b	9b	YT	2.70	nd	0.001	nd	nd	nd	nd	0.003	nd
68481	AMWI	2:4:0	3:3:0	6	94d	9e	BC	2.53	nd	nd	nd	nd	nd	nd	nd	nd
68649	AMWI	5:5:0	5:5:0	10	94d	9f	BC	2.70	nd	nd	nd	nd	nd	nd	nd	nd
68688	AMWI	0:2:0	2:0:0	2	94d	9g	BC	2.30	nd	0.001	nd	nd	nd	nd	nd	nd
70337	AMWI	1:1:0	0:2:0	2	94d	9g	BC	2.80	nd	nd	nd	nd	nd	nd	nd	nd
70316	AMWI	2:4:0	4:2:0	6	94d	9h	BC	2.60	nd	nd	nd	nd	nd	nd	nd	nd
70328	AMWI	1:1:0	2:0:0	2	94d	9i	BC	3.30	nd	nd	nd	nd	nd	nd	nd	nd
70300	AMWI	0:10:0	3:7:0	10	94d	9j	BC	1.80	nd	tr	nd	nd	nd	nd	nd	nd

Table 5: Continued

values in mg/kg wet weight

USOX #	Species		Age I:A:U	Sex F:M:U	N	Year	Mapref	Prov	% Lipid	Aroclor 1254:1260	S PCB	PCB Congener 28	31	42	44	49	52
68433	AMWI		4:6:0	5:5:0	10	94d	9k	BC	2.20	nd	nd	nd	nd	nd	nd	nd	nd
70338	AMWI		0:2:0	1:1:0	2	94d	9k	BC	3.30	nd	nd	nd	nd	nd	nd	nd	nd
68796	AMWI		0:5:0	3:2:0	5	94d	9m	BC	2.40	nd	nd	nd	nd	nd	nd	0.001	nd
70340	AMWI		0:2:0	2:0:0	2	95a	9h	BC	2.10	nd	nd	nd	nd	nd	nd	nd	nd
70329	AMWI		0:3:0	0:3:0	3	95a	9i	BC	3.00	nd	nd	nd	nd	nd	nd	nd	nd
68503	BWTE		9:1:0	6:4:0	10	94d	9e	BC	2.20	nd	nd	nd	nd	nd	nd	nd	nd
68651	BWTE		3:3:0	5:1:0	6	94d	9f	BC	2.49	nd	nd	nd	nd	nd	nd	nd	nd
68692	BWTE		A	F	1	94d	9g	BC	2.50	nd	nd	nd	nd	nd	nd	nd	nd
68457	BWTE		4:0:0	0:4:0	4	94d	9k	BC	2.20	nd	nd	nd	nd	nd	nd	nd	nd
70332	BWTE		0:2:0	2:0:0	2	94d	9k	BC	4.80	nd	nd	nd	nd	nd	nd	nd	nd
68685	GADW		I	M	1	94d	9g	BC	2.10	nd	nd	nd	nd	nd	nd	nd	nd
70254	GADW		0:2:0	2:0:0	2	94d	9j	BC	1.70	nd	nd	nd	nd	nd	nd	nd	nd
68415	GADW		4:5:0	5:4:0	9	94d	9k	BC	1.90	nd	nd	nd	nd	nd	nd	nd	nd
70231	GADW		I	M	1	94d	9k	BC	1.60	nd	nd	nd	nd	nd	nd	nd	nd
70339	GADW		2:0:0	2:0:0	2	94d	9i	BC	2.90	nd	nd	nd	nd	nd	nd	nd	nd
70290	GADW		1:1:0	0:2:0	2	94d	9m	BC	2.20	nd	nd	nd	nd	nd	nd	nd	nd
43276	MALL		0:8:0	2:6:0	8	88b	9b	YT	2.69	0.006	0.002	nd	nd		nd		nd
40427	MALL	b	4:4:0	7:1:0	8	88d	9b	YT	2.08	nd	tr	nd	nd				nd
40339	MALL	b	0:10:0	3:7:0	10	88d	9i	BC	2.10	0.007	0.003	nd	nd				nd
40324	MALL	b	0:8:0	3:5:0	8	88d	9j	BC	3.07	0.010	0.005	nd	nd				nd
40808	MALL	b	0:7:0	4:3:0	7	88d	9k	BC	1.99	0.003	0.002	nd	nd				nd
43277	MALL		0:6:0	2:4:0	6	88d	9m	BC	2.69	nd	tr	nd	nd		nd		nd
43444	MALL		0:6:0	3:3:0	6	89d	9l	BC	2.43	nd	nd	nd	nd		nd		nd
69373	MALL		0:2:0	0:2:0	2	94b	9a	YT	1.50	nd	0.001	nd	nd	nd	nd	nd	nd
65998	MALL		0:7:0	1:6:0	7	94b	9b	YT	2.40	nd	0.002	nd	nd	nd	nd	nd	nd
66041	MALL		0:4:0	1:3:0	4	94b	9b	YT	1.90	nd	nd	nd	nd	nd	nd	nd	nd
65317	MALL		A	M	1	94b	9c	YT	2.40	nd	nd	nd	nd	nd	nd	nd	nd
69604	MALL		0:2:0	0:2:0	2	94b	9c	YT	1.80	nd	0.001	nd	nd	nd	nd	nd	nd
69580	MALL		0:8:0	4:4:0	8	94d	9d	BC	2.60	0.043	0.016	nd	nd	nd	nd	nd	nd
68468	MALL		5:5:0	4:6:0	10	94d	9e	BC	2.41	nd	nd	nd	nd	nd	nd	nd	nd
68616	MALL		6:4:0	6:4:0	10	94d	9f	BC	2.90	nd	nd	nd	nd	nd	nd	nd	nd
68680	MALL		1:9:0	4:5:1	10	94d	9g	BC	1.70	nd	nd	nd	nd	nd	nd	nd	nd
69133	MALL		1:9:0	6:4:0	10	94d	9h	BC	1.70	nd	tr	nd	nd	nd	nd	nd	nd
69582	MALL		0:7:0	4:3:0	7	94d	9i	BC	2.30	nd	nd	nd	nd	nd	nd	nd	nd
68948	MALL		0:5:0	4:1:0	5	94d	9j	BC	1.70	nd	nd	nd	nd	nd	nd	nd	nd
70157	MALL		0:10:0	5:5:0	10	94d	9j	BC	2.40	nd	nd	nd	nd	nd	nd	nd	nd
68450	MALL		0:10:0	3:7:0	10	94d	9k	BC	2.41	0.001	tr	nd	nd	nd	nd	nd	nd
68871	MALL		0:8:0	3:5:0	8	94d	9k	BC	2.80	nd	nd	nd	nd	nd	nd	nd	nd
70262	MALL		0:2:0	0:2:0	2	94d	9k	BC	2.30	nd	nd	nd	nd	nd	nd	nd	nd
68959	MALL		1:9:0	4:6:0	10	94d	9l	BC	2.40	nd	nd	nd	nd	nd	nd	nd	nd
68795	MALL		2:3:0	4:1:0	5	94d	9m	BC	1.90	nd	nd	nd	nd	nd	nd	nd	nd
70135	MALL		A	F	1	95a	9i	BC	2.30	nd	nd	nd	nd	nd	nd	nd	nd
41859	NOPI	a	1:11:0	2:10:0	12	88b	9b	YT	4.31	0.003	0.004	nd	nd		tr		0.002
43471	NOPI		1:2:0	2:1:0	3	89d	9j	BC	3.58	0.005	0.003	nd	nd		nd		nd
69262	NOPI		0:2:0	1:1:0	2	94b	9a	YT	2.00	nd	nd	nd	nd	nd	nd	nd	nd
69708	NOPI		0:2:0	1:1:0	2	94b	9b	YT	2.40	nd	0.001	nd	nd	nd	nd	nd	nd

Table 5: Continued

values in mg/kg wet weight

USOX #	Species	Age I:A:U	Sex F:M:U	N	Year	Mapref	Prov	% Lipid	Aroclor 1254:1260	S_PCB	PCB Congener 28	31	42	44	49	52
68653	NOPI	0:6:0	3:3:0	6	94d	9f	BC	1.70	nd	nd	nd	nd	nd	nd	nd	nd
70267	NOPI	3:4:0	2:5:0	7	94d	9h	BC	1.70	nd	nd	nd	nd	nd	nd	nd	nd
70136	NOPI	A	F	1	94d	9i	BC	4.00	nd	nd	nd	nd	nd	nd	nd	nd
70158	NOPI	0:10:0	7:3:0	10	94d	9i	BC	2.40	nd	nd	nd	nd	nd	nd	nd	nd
70296	NOPI	1:5:0	5:1:0	6	94d	9j	BC	2.50	nd	nd	nd	nd	nd	nd	nd	nd
68422	NOPI	0:5:0	1:4:0	5	94d	9k	BC	1.90	nd	nd	nd	nd	nd	nd	nd	nd
70244	NOPI	A	F	1	94d	9k	BC	2.80	nd	nd	nd	nd	nd	nd	nd	nd
43475	NSHO	2:1:0	2:1:0	3	89d	9j	BC	3.42	0.002	tr	nd	nd		nd		nd
69372	NSHO	0:3:0	1:2:0	3	94b	9a	YT	2.50	0.240	0.115	nd	nd	nd	0.002	0.004	0.004
68650	NSHO	0:8:0	4:4:0	8	94d	9f	BC	2.90	nd	nd	nd	nd	nd	nd	tr	nd
70260	NSHO	4:0:0	1:3:0	4	94d	9j	BC	2.30	nd	nd	nd	nd	nd	nd	nd	nd
68885	NSHO	0:6:0	3:3:0	6	94d	9k	BC	3.10	nd	0.005	nd	nd	nd	nd	0.002	nd
70291	NSHO	1:2:0	1:2:0	3	94d	9k	BC	3.70	nd	nd	nd	nd	nd	nd	nd	nd
70217	NSHO	I	M	1	94d	9m	BC	5.10	nd	nd	nd	nd	nd	nd	nd	nd
Pacific - Bay Ducks																
40418	GRSC b	I	F	1	88d	9i	BC	4.29	0.006	0.003	nd	nd				nd
69155	GRSC	1:1:0	1:1:0	2	95a	9i	BC	2.50	0.022	0.007	nd	nd	nd	nd	nd	nd
70342	GRSC	1:4:0	0:5:0	5	95a	9j	BC	3.80	0.204	0.098	tr	nd	nd	nd	nd	nd
40417	LESC ab	I	F	1	88d	9b	YT	2.44	0.003	0.002	nd	nd				nd
43437	LESC	2:0:0	2:0:0	2	89d	9l	BC	3.92	nd	nd	nd	nd		nd		nd
45979	LESC	0:10:0	1:9:0	10	90b	9b	YT	3.78	0.119	0.071	tr	nd		0.005		0.004
66038	LESC	0:5:0	5:0:0	5	94b	9b	YT	3.00	0.114	0.038	nd	nd	nd	nd	0.002	nd
70214	LESC	A	F	1	94d	9g	BC	3.10	nd	nd	nd	nd	nd	nd	nd	nd
70239	LESC	A	F	1	94d	9k	BC	3.10	nd	tr	nd	nd	nd	nd	nd	nd
66028	RNDU	A	F	1	94b	9b	YT	2.60	nd	nd	nd	nd	nd	nd	nd	nd
68473	RNDU	1:1:0	1:1:0	2	94d	9e	BC	2.52	nd	nd	nd	nd	nd	nd	nd	nd
68693	RNDU	I	M	1	94d	9f	BC	2.60	nd	nd	nd	nd	nd	nd	nd	nd
68667	RNDU	2:0:0	0:2:0	2	94d	9g	BC	2.80	nd	nd	nd	nd	nd	nd	nd	nd
68684	RNDU	0:2:0	2:0:0	2	94d	9g	BC	2.10	nd	nd	nd	nd	nd	nd	nd	nd
70292	RNDU	1:1:0	2:0:0	2	94d	9k	BC	2.30	nd	nd	nd	nd	nd	nd	nd	nd
Pacific - Sea Ducks																
66025	BAGO	0:3:0	1:2:0	3	94b	9b	YT	2.90	nd	0.002	nd	nd	nd	nd	nd	nd
65315	BAGO	0:4:0	2:2:0	4	94b	9c	YT	3.80	0.016	0.003	nd	nd	nd	nd	nd	nd
70261	BAGO	0:3:0	3:0:0	3	94d	9d	BC	2.10	0.017	0.009	nd	nd	nd	nd	nd	nd
68664	BAGO	0:3:0	3:0:0	3	94d	9g	BC	3.08	0.006	0.003	nd	nd	nd	nd	nd	nd
70294	BAGO	0:3:0	1:2:0	3	94d	9h	BC	2.50	0.010	0.002	nd	nd	nd	nd	nd	nd
70334	BAGO	0:2:0	1:1:0	2	95a	9h	BC	2.80	0.011	0.003	nd	nd	nd	nd	nd	nd
70293	BAGO	0:3:0	2:1:0	3	95a	9l	BC	1.60	0.046	0.018	nd	nd	nd	nd	nd	nd
70341	BAGO	0:2:0	0:2:0	2	95a	9j	BC	3.20	0.094	0.035	nd	nd	nd	nd	nd	nd
65310	BUFF	0:3:0	2:1:0	3	94b	9c	YT	3.40	nd	0.001	nd	nd	nd	nd	nd	nd
69600	BUFF	0:3:0	2:1:0	3	94b	9c	YT	2.30	0.015	0.003	nd	nd	nd	nd	nd	nd
70069	BUFF	4:4:0	3:5:0	8	94d	9d	BC	1.44	0.017	0.009	nd	nd	nd	nd	nd	nd

Table 5: Continued

values in mg/kg wet weight

USOX #	Species	Age I:A:U	Sex F:M:U	N	Year	Mapref	Prov	% Lipid	Aroclor 1254:1260	S PCB	PCB Congener 28	31	42	44	49	52
68519	BUFF	2:6:0	6:2:0	8	94d	9e	BC	3.10	nd	tr	nd	nd	nd	nd	nd	nd
68660	BUFF	0:6:0	3:3:0	6	94d	9g	BC	2.90	nd	nd	nd	nd	nd	nd	nd	nd
70213	BUFF	I	M	1	94d	9g	BC	1.80	nd	nd	nd	nd	nd	nd	nd	nd
71065	BUFF	2:5:0	7:0:0	7	94d	9h	BC	3.00	0.017	0.006	nd	nd	nd	nd	nd	nd
70326	BUFF	0:4:0	1:3:0	4	94d	9i	BC	3.90	nd	nd	nd	nd	nd	nd	nd	nd
63049	BUFF	0:3:0	2:1:0	3	94d	9j	BC	3.10	nd	nd	nd	nd	nd	nd	nd	nd
68525	BUFF	A	M	1	94d	9k	BC	2.53	0.012	0.004	nd	nd	nd	nd	nd	nd
70327	BUFF	1:4:0	1:4:0	5	94d	9k	BC	3.10	0.010	0.007	nd	nd	nd	nd	nd	nd
70330	BUFF	1:1:0	0:2:0	2	94d	9k	BC	2.20	0.071	0.034	nd	nd	nd	nd	nd	nd
70331	BUFF	1:1:0	1:1:0	2	94d	9l	BC	3.90	nd	nd	nd	nd	nd	nd	0.054	nd
70303	BUFF	0:3:0	0:3:0	3	95a	9i	BC	1.50	0.021	0.008	nd	nd	nd	nd	nd	nd
70335	BUFF	0:3:0	0:3:0	3	95a	9j	BC	2.90	0.062	0.028	nd	nd	nd	nd	nd	nd
41747	COGO	1:0:5	3:3:0	6	89d	9b	YT	3.69	0.003	0.002	nd	nd		nd		0.002
43434	COGO	3:1:0	2:2:0	4	89d	9l	BC	3.87	0.053	0.024	tr	nd		tr		nd
65316	COGO	A	F	1	94b	9c	YT	3.90	0.024	0.012	nd	nd	nd	nd	nd	nd
70253	COGO	3:3:0	3:3:0	6	94d	9d	BC	2.60	0.016	0.009	nd	nd	nd	nd	nd	nd
68510	COGO	2:3:0	3:2:0	5	94d	9e	BC	2.83	0.004	0.003	nd	nd	nd	nd	tr	tr
68523	COGO	3:0:0	1:2:0	3	94d	9k	BC	2.71	0.004	0.002	nd	nd	nd	nd	nd	nd
70230	COGO	A	M	1	94d	9k	BC	2.90	nd	0.002	nd	nd	nd	nd	nd	nd
69809	OLDS	1:2:0	1:2:0	3	94d	9c	YT	3.90	nd	0.003	nd	nd	nd	nd	nd	nd
43463	SUSC	0:10:0	3:7:0	10	89d	9j	BC	3.95	0.034	0.016	tr	nd		nd		nd
43501	SUSC	0:3:0	1:2:0	3	89d	9j	BC	3.26	0.017	0.009	nd	nd		nd		nd
45988	SUSC	0:4:0	1:3:0	4	90b	9b	YT	4.77	0.183	0.090	tr	nd		tr		nd
46015	WWSC a	1:5:0	0:6:0	6	90b	9b	YT	4.49	0.011	0.004	nd	nd		tr		nd
Pacific - Mergansers																
68799	HOME	0:3:0	2:1:0	3	94d	9m	BC	2.30	nd	0.002	nd	nd	nd	nd	nd	nd
70134	HOME	A	M	1	95a	9i	BC	1.90	0.031	0.018	nd	nd	nd	nd	nd	nd
Eastern Arctic - Terrestrial Browsers																
52147	ROPT	A	F	1	91c	10o	PQ	2.16	0.005	0.003	tr	nd	nd	tr	nd	tr
52145	ROPT	1:2:0	1:2:0	3	91d	10o	PQ	2.87	0.002	0.002	tr	nd	nd	nd	nd	tr
55517	ROPT	0:4:0	2:2:0	4	92b	10i	PQ	3.11	0.003	0.002	nd		nd	tr	nd	tr
64154	ROPT	0:5:0	3:2:0	5	93b	10d	NT	3.28	nd	nd	nd	nd	nd	nd	nd	nd
63539	ROPT	0:10:0	4:6:0	10	93d	10a	NT	3.90	nd	tr	nd	nd	nd	nd	nd	nd
64484	ROPT	0:9:0	5:4:0	9	94a	10k	NT	2.30	nd	nd	nd	nd	nd	nd	nd	nd
52146	WIPT	I	M	1	91c	10o	PQ	1.95	0.006	0.003	tr	nd	nd	nd	nd	tr
56233	WIPT	A	M	1	92d	10i	PQ	2.80	nd	nd	nd	nd	nd	nd	nd	nd
60489	WIPT	0:5:0	3:2:0	5	93b	10d	NT	3.23	nd	nd	nd	nd	nd	nd	nd	nd

Table 5: Continued

values in mg/kg wet weight

USOX #	Species	Age I:A:U	Sex F:M:U	N	Year	Mapref	Prov	% Lipid	Aroclor 1254:1260	S_PCB	PCB Congener 28	31	42	44	49	52
Eastern Arctic - Geese & Swans																
44153	CAGO	0:13:0	6:7:0	13	89c	10m	PQ	1.40	0.004	0.003	nd	nd		nd		tr
46654	CAGO	9:0:1	9:1:0	10	90b	10k	NT	1.55	nd	tr	nd	nd		tr		nd
49246	CAGO	0:2:0	1:1:0	2	91b	10e	NT	3.00	0.004	0.003	nd	nd	nd	tr	nd	nd
51805	CAGO	I	M	1	91c	10i	PQ	3.75	nd	tr	nd	nd	nd	tr	nd	nd
50258	CAGO	1:4:0	4:1:0	5	91c	10o	PQ	3.10	0.004	0.003	tr	nd	nd	tr	nd	nd
51978	CAGO	2:0:0	0:2:0	2	91d	10j	PQ	2.99	nd	tr	nd	nd	nd	nd	nd	nd
51979	CAGO	0:2:0	2:0:0	2	91d	10j	PQ	3.77	nd	tr	nd	nd	nd	nd	nd	nd
55497	CAGO	A	F	1	92b	10i	PQ	4.63	0.001	tr	nd		nd	nd	nd	nd
55554	CAGO	0:8:0	2:6:0	8	92b	10p	LB	3.15	0.003	0.002	nd		nd	tr	nd	tr
55671	CAGO	0:3:0	3:0:0	3	92c	10l	PQ	2.36	0.002	tr	nd		nd	nd	nd	nd
56200	CAGO	0:6:0	4:2:0	6	92d	10l	PQ	3.71	nd	nd	nd		nd	nd	nd	nd
56193	CAGO	A	M	1	92d	10n	PQ	2.06	nd	tr	nd		nd	nd	nd	nd
69056	CAGO	1:5:0	4:2:0	6	93b	10c	NT	3.90	nd	tr	nd	nd	nd	nd	nd	nd
60490	CAGO	0:10:0	3:7:0	10	93b	10d	NT	3.12	nd	nd	nd	nd	nd	nd	nd	nd
69077	CAGO	0:7:0	4:3:0	7	93b	10e	NT	2.80	nd	nd	nd	nd	nd	nd	nd	nd
64510	CAGO	I	F	1	93d	10p	LB	2.40	nd	nd	nd	nd	nd	nd	nd	nd
56632	GSGO	0:10:0	9:1:0	10	92c	10b	NT	1.99	0.006	0.005	nd		nd	nd	nd	nd
57008	GSGO	8:0:0	3:5:0	8	92c	10b	NT	1.08	nd	tr	nd		nd	nd	nd	tr
43107	LSGO	0:4:0	4:0:0	4	89b	10e	NT	4.58	nd	nd	nd	nd		nd		nd
43108	LSGO	0:6:0	0:6:0	6	89b	10e	NT	3.86	nd	tr	nd	nd		nd		nd
49331	LSGO	I	F	1	91b	10e	NT	5.09	0.002	tr	nd	nd	nd	tr	nd	nd
49332	LSGO	0:7:0	0:7:0	7	91b	10e	NT	5.16	0.002	tr	nd	nd	nd	tr	nd	nd
49333	LSGO	0:7:0	7:0:0	7	91b	10e	NT	5.25	0.002	tr	nd	nd	nd	nd	nd	nd
51795	LSGO	0:4:0	1:3:0	4	91b	10i	PQ	3.45	nd	nd	nd	nd	nd	nd	nd	nd
51798	LSGO	1:1:0	1:1:0	2	91d	10j	PQ	3.76	nd	nd	nd	nd	nd	nd	nd	nd
55334	LSGO	0:5:0	4:1:0	5	92b	10l	PQ	3.41	0.002	0.002	nd		nd	nd	nd	tr
55339	LSGO	0:4:0	2:2:0	4	92b	10n	PQ	3.15	nd	0.002	nd		nd	0.001	nd	tr
55673	LSGO	A	M	1	92c	10l	PQ	5.10	nd	tr	nd		nd	nd	nd	nd
55672	LSGO	A	M	1	92c	10n	PQ	2.59	0.002	0.001	nd		nd	nd	nd	tr
56073	LSGO	1:8:0	3:6:0	9	92d	10l	PQ	3.92	0.001	tr	nd		nd	nd	nd	nd
64533	LSGO	0:10:0	5:5:0	10	93b	10c	NT	2.50	nd	0.002	nd	nd	nd	nd	nd	nd
69049	LSGO	0:10:0	6:4:0	10	93b	10e	NT	3.30	nd	0.005	nd	nd	nd	nd	nd	nd
60926	LSGO	0:10:0	7:3:0	10	93b	10g	NT	4.50	nd	nd	nd	nd	nd	nd	nd	nd
Eastern Arctic - Dabbling Ducks																
44194	ABDU	0:9:0	4:5:0	9	89c	10m	PQ	2.39	0.042	0.029	0.004	nd		tr		tr
44163	AGWT	0:5:0	4:1:0	5	89c	10m	PQ	1.81	0.010	0.008	nd	nd		nd		nd
44238	NOPI	0:6:0	4:2:0	6	89c	10m	PQ	1.89	0.003	0.001	nd	nd		nd		nd

Table 5: Continued

values in mg/kg wet weight

USOX #	Species		Age I:A:U	Sex F:M:U	N	Year	Mapref	Prov	% Lipid	Aroclor 1254:1260	S_PCB	PCB Congener 28	31	42	44	49	52
Eastern Arctic - Bay Ducks																	
44249	RNDU		A	M	1	89c	10m	PQ	2.92	0.012	0.006	tr	nd		nd		nd
Eastern Arctic - Sea Ducks																	
44135	BLSC		0:8:0	8:0:0	8	89c	10m	PQ	2.84	0.151	0.087	0.003	nd		tr		tr
51769	BLSC		0:5:0	5:0:0	5	91d	10j	PQ	5.25	0.003	0.001	nd	nd	nd	tr	nd	nd
55743	BLSC		0:2:0	0:2:0	2	92u	10l	PQ	3.71	0.315	0.144	tr		nd	nd	nd	nd
40634	COEI	b	0:2:0	2:0:0	2	88d	10k	NT	3.31	0.047	0.019	nd	nd				nd
40870	COEI	b	0:5:0	0:5:0	5	88d	10k	NT	3.35	0.014	0.005	nd	nd				nd
40871	COEI	b	5:0:0	1:4:0	5	88d	10k	NT	3.07	0.009	0.003	nd	nd				nd
43279	COEI		5:0:0	3:2:0	5	90a	10h	NT	3.47	0.008	0.007	nd	nd		nd		nd
43280	COEI		0:3:0	3:0:0	3	90a	10h	NT	3.28	0.008	0.006	tr	nd		nd		nd
51789	COEI		0:3:0	1:2:0	3	91c	10i	PQ	2.52	0.019	0.009	tr	nd	nd	nd	nd	nd
50172	COEI		0:6:0	5:1:0	6	91c	10o	PQ	2.62	0.030	0.013	tr	nd	nd	tr	nd	nd
51783	COEI		0:3:0	3:0:0	3	91d	10j	PQ	2.04	0.003	0.001	tr	nd	nd	tr	nd	nd
59720	COEI		0:10:0	3:7:0	10	93b	10a	NT	2.40	0.045	0.018	nd	nd	nd	nd	nd	nd
69106	COEI		0:10:0	6:4:0	10	93b	10e	NT	2.50	0.015	0.005	nd	nd	nd	nd	nd	nd
69095	COEI		0:10:0	6:4:0	10	93b	10f	NT	2.30	0.029	0.012	nd	nd	nd	nd	nd	nd
61403	COEI		0:10:0	2:8:0	10	93b	10g	NT	2.50	0.040	0.017	nd	nd	nd	nd	nd	nd
64522	COEI		6:1:0	3:4:0	7	93d	10p	LB	2.80	0.009	0.002	nd	nd	nd	nd	nd	nd
51784	KIEI		A	M	1	91c	10i	PQ	1.85	0.053	0.028	tr	nd	nd	tr	nd	nd
51790	KIEI		1:1:0	1:1:0	2	91d	10j	PQ	3.90	0.002	0.003	tr	nd	nd	tr	nd	nd
64555	KIEI		0:10:0	3:7:0	10	93c	10c	NT	2.70	0.087	0.031	nd	nd	nd	nd	nd	nd
50357	OLDS		0:5:0	3:2:0	5	91c	10o	PQ	3.32	0.225	0.119	tr	nd	nd	tr	nd	tr
51521	OLDS		A	F	1	91d	10j	PQ	3.04	0.105	0.053	tr	nd	nd	tr	nd	nd
51980	OLDS		4:0:0	3:1:0	4	91d	10j	PQ	2.79	0.006	0.003	tr	nd	nd	tr	nd	nd
56232	OLDS		0:3:0	0:3:0	3	92d	10i	PQ	3.44	0.227	0.110	tr	nd	nd	nd	nd	nd
60488	OLDS		0:9:1	4:5:1	10	93b	10d	NT	3.84	0.370	0.163	tr	nd	nd	tr	nd	nd
69038	OLDS		0:10:0	3:7:0	10	93b	10e	NT	3.00	2.259	1.076	0.002	nd	nd	0.004	nd	nd
60915	OLDS		0:10:0	7:3:0	10	93b	10g	NT	3.60	0.170	0.079	nd	nd	nd	nd	nd	nd
64544	OLDS		0:10:0	2:8:0	10	93c	10c	NT	3.00	0.461	0.201	tr	nd	nd	nd	nd	nd
64096	OLDS		0:10:0	5:5:0	10	93d	10k	NT	3.20	0.577	0.273	tr	nd	nd	nd	nd	nd
44180	SUSC		0:4:0	2:2:0	4	89c	10m	PQ	4.17	0.094	0.045	tr	nd		tr		tr
55747	SUSC		A	M	1	92u	10l	PQ	2.77	0.258	0.188	tr		nd	nd	nd	nd
Eastern Arctic - Mergansers																	
44263	COME		0:13:0	3:10:0	13	89c	10m	PQ	2.64	3.163	1.642	0.005	nd		0.002		nd
44171	HOME		0:3:0	1:2:0	3	89c	10m	PQ	2.72	0.127	0.080	0.005	nd		tr		nd
44204	RBME		0:5:0	5:0:0	5	89c	10m	PQ	2.47	0.458	0.237	0.003	nd		tr		nd
50259	RBME		A	M	1	91b	10o	PQ	3.52	3.439	1.695	0.002	nd	nd	tr	nd	tr
51803	RBME		I	M	1	91d	10j	PQ	3.91	0.021	0.009	tr	nd	nd	tr	nd	nd
51981	RBME		0:4:0	4:0:0	4	91d	10j	PQ	3.73	0.028	0.013	nd	nd	nd	tr	nd	nd

Table 5: Continued

values in mg/kg wet weight

USOX #	Species		Age I:A:U	Sex F:M:U	N	Year	Mapref	Prov	% Lipid	Aroclor 1254:1260	S_PCB	PCB Congener 28	31	42	44	49	52
56479	RBME		2:0:0	2:0:0	2	92c	10o	PQ	2.15	0.025	0.012	nd	nd	nd	nd	nd	nd
55746	RBME		0:2:0	2:0:0	2	92u	10l	PQ	4.08	0.858	0.401	tr		nd	0.003	nd	nd
64514	RBME		1:2:0	1:2:0	3	93d	10p	LB	1.70	0.043	0.024	nd	nd	nd	nd	nd	nd
Eastern Arctic - Loons																	
44245	COLO		0:2:0	1:1:0	2	89c	10m	PQ	3.78	1.580	0.738	0.003	nd		0.005		0.010
51848	COLO		0:2:0	1:1:0	2	91c	10i	PQ	5.87	0.810	0.326	tr	nd	nd	tr	nd	nd
50252	COLO		A	M	1	91c	10j	PQ	3.67	3.254	1.248	0.006	nd	nd	tr	0.010	0.003
50192	COLO		0:3:0	2:1:0	3	91c	10o	PQ	3.22	1.144	0.531	0.002	nd	tr	0.003	0.003	0.004
51845	COLO		3:0:0	1:0:2	3	91d	10j	PQ	6.07	0.020	0.009	nd	nd	nd	tr	nd	nd
56012	COLO	a	0:5:0	4:1:0	5	92b	10l	PQ	4.29	0.966	0.426	tr	nd	0.001	0.003	0.004	0.005
56312	COLO		0:2:1	2:0:1	3	92d	10l	PQ	3.38	0.237	0.127	nd	nd	nd	nd	nd	nd
50195	RTLO		0:2:0	0:2:0	2	91b	10o	PQ	6.34	1.875	0.782	0.004	nd	nd	0.002	tr	tr
Western Arctic - Terrestrial Browsers																	
63677	ROPT		0:3:0	2:1:0	3	93d	11d	NT	2.00	nd	tr	nd	nd	nd	nd	nd	nd
63706	SPGR		0:4:0	3:1:0	4	93d	11d	NT	1.90	nd	nd	nd	nd	nd	nd	nd	nd
68862	SPGR		0:5:0	1:4:0	5	94d	11a	YT	3.50	nd	nd	nd	nd	nd	nd	nd	nd
63714	STGR		3:4:0	3:4:0	7	93d	11d	NT	1.30	nd	nd	nd	nd	nd	nd	0.008	nd
58359	WIPT		0:10:0	4:6:0	10	93a	11e	NT	1.60	nd	0.001	nd	nd	nd	tr	nd	nd
59731	WIPT		0:10:0	3:7:0	10	93b	11g	NT	1.70	nd	nd	nd	nd	nd	nd	nd	nd
63687	WIPT		0:8:0	7:1:0	8	93d	11d	NT	1.40	nd	nd	nd	nd	nd	nd	nd	nd
69589	WIPT		A	F	1	94d	11a	YT	1.60	nd	nd	nd	nd	nd	nd	nd	nd
69885	WIPT		0:4:0	4:0:0	4	94d	11a	YT	1.70	nd	0.001	nd	nd	nd	nd	nd	nd
Western Arctic - Geese & Swans																	
69024	BLBR		0:5:0	2:3:0	5	94b	11b	NT	4.20	nd	nd	nd	nd	nd	nd	nd	nd
44791	CAGO		0:10:0	4:6:0	10	90b	11h	NT	4.93	0.001	tr	nd	nd		tr		nd
62335	CAGO		3:7:0	8:2:0	10	93u	11d	NT	1.80	nd	nd	nd	nd	nd	nd	nd	nd
65616	CAGO		0:4:0	0:4:0	4	94b	11a	YT	3.50	nd	nd	nd	nd	nd	nd	nd	nd
65799	CAGO		A	F	1	94b	11a	YT	3.80	nd	nd	nd	nd	nd	nd	nd	nd
43109	LSGO		0:4:0	2:2:0	4	89b	11b	NT	4.12	nd	nd	nd	nd		nd		nd
43110	LSGO		6:0:0	2:3:1	6	89b	11b	NT	4.36	nd	tr	nd	nd		nd		tr
66076	LSGO		0:10:0	5:5:0	10	94b	11b	NT	2.70	nd	nd	nd	nd	nd	nd	nd	nd
69027	WHSW		0:6:0	3:3:0	6	94b	11b	NT	1.80	nd	nd	nd	nd	nd	nd	0.005	nd
Western Arctic - Dabbling Ducks																	
58724	AGWT		0:8:0	3:5:0	8	93b	11e	NT	3.00	0.015	0.003	nd	nd	nd	nd	nd	nd
69171	AGWT		0:5:0	1:4:0	5	94b	11a	YT	4.00	0.056	0.019	nd	nd	nd	nd	nd	nd
58706	AMWI		0:5:0	2:3:0	5	93b	11e	NT	4.00	nd	nd	nd	nd	nd	nd	nd	nd
65599	AMWI		0:5:0	3:2:0	5	94b	11a	YT	3.40	nd	nd	nd	nd	nd	nd	nd	nd

Table 5: Continued

values in mg/kg wet weight

USOX #	Species	Age I:A:U	Sex F:M:U	N	Year	Mapref	Prov	% Lipid	Aroclor 1254:1260	S_PCB	PCB Congener 28	31	42	44	49	52
39916	MALL b	9:1:0	6:4:0	10	88d	11e	NT	1.94	nd	0.001						nd
58691	MALL	0:10:0	0:10:0	10	93b	11e	NT	3.30	nd	nd	nd	nd	nd	nd	nd	nd
65611	MALL	0:5:0	3:2:0	5	94b	11a	YT	2.80	nd	tr	nd	nd	nd	nd	nd	nd
45942	NOPI	0:5:0	0:5:0	5	90b	11a	YT	2.03	0.129	0.065	tr	nd		tr		nd
58699	NOPI	0:7:0	2:5:0	7	93b	11e	NT	4.00	0.019	0.005	nd	nd	nd	nd	nd	nd
65605	NOPI	0:5:0	1:4:0	5	94b	11a	YT	3.50	nd	tr	nd	nd	nd	nd	nd	nd
Western Arctic - Bay Ducks																
58700	CANV	A	M	1	93b	11e	NT	3.90	0.045	0.022	nd	nd	nd	nd	nd	nd
45882	LESC	0:8:0	0:8:0	8	90b	11a	YT	3.14	0.151	0.093	tr	nd		0.002		nd
58730	LESC	0:5:0	1:4:0	5	93b	11e	NT	1.80	0.106	0.046	nd	nd	nd	nd	nd	nd
65793	LESC	A	F	1	94b	11a	YT	3.20	0.066	0.031	nd	nd	nd	nd	nd	nd
58731	RNDU	0:3:0	1:2:0	3	93b	11e	NT	2.60	0.028	0.008	nd	nd	nd	nd	nd	nd
Western Arctic - Sea Ducks																
65792	BAGO	A	M	1	94b	11a	YT	5.40	0.021	0.009	nd	nd	nd	nd	nd	nd
58712	BUFF	0:5:0	2:3:0	5	93b	11e	NT	3.90	0.043	0.022	nd	nd	nd	nd	nd	nd
69709	COGO	0:2:0	0:2:0	2	94b	11a	YT	3.00	nd	nd	nd	nd	nd	nd	0.002	nd
43111	KIEI	0:3:0	3:0:0	3	89b	11c	NT	4.32	0.007	0.005	nd	nd		nd		nd
43112	KIEI	0:7:0	0:7:0	7	89b	11c	NT	4.30	0.010	0.005	nd	nd		nd		nd
61645	OLDS	0:10:0	1:9:0	10	93b	11b	NT	4.30	0.023	0.009	nd	nd	nd	nd	nd	nd
59742	OLDS	0:10:0	5:5:0	10	93b	11g	NT	3.70	0.057	0.025	nd	nd	nd	nd	nd	nd
62171	OLDS	0:10:0	2:8:0	10	93c	11c	NT	3.81	0.015	0.007	tr	nd	nd	nd	nd	nd
63701	OLDS	A	M	1	93d	11d	NT	2.10	0.050	0.021	nd	nd	nd	nd	nd	nd
66065	OLDS	0:9:0	5:4:0	9	94b	11b	NT	3.00	0.038	0.016	nd	nd	nd	nd	nd	nd
45888	SUSC	0:5:0	1:4:0	5	90b	11a	YT	3.02	0.017	0.010	tr	nd		tr		tr
63697	SUSC	1:7:0	3:5:0	8	93c	11d	NT	3.90	0.302	0.129	nd	nd	nd	nd	nd	nd
69183	SUSC	0:5:0	1:4:0	5	94b	11a	YT	4.40	0.224	0.080	nd	nd	nd	nd	nd	nd
46019	WWSC	0:7:0	1:6:0	7	90b	11a	YT	5.04	0.013	0.008	tr	nd		tr		nd
63698	WWSC	0:2:0	2:0:0	2	93c	11d	NT	2.20	nd	nd	nd	nd	nd	nd	nd	nd
69237	WWSC	0:5:0	1:4:0	5	94b	11a	YT	2.80	0.017	0.005	nd	nd	nd	nd	nd	nd
68856	WWSC	0:5:0	5:0:0	5	94d	11a	YT	3.40	nd	nd	nd	nd	nd	nd	nd	nd
Western Arctic - Loons																
70302	COLO	I	M	1	94c	11f	NT	7.70	nd	0.001	nd	nd	nd	nd	nd	nd
59744	PALO	A	M	1	93b	11g	NT	5.90	0.460	0.230	tr	nd	nd	nd	nd	nd
70301	RTLO	A	F	1	94b	11f	NT	1.70	0.766	0.336	tr	nd	nd	nd	nd	nd
70613	RTLO	A	M	1	94c	11f	NT	4.80	1.984	0.909	nd	nd	nd	nd	nd	nd
59743	YBLO	A	F	1	93b	11g	NT	3.50	0.157	0.085	nd	nd	nd	nd	nd	nd

Table 5: Continued

values in mg/kg wet weight

USOX #	Species	Age I:A:U	Sex F:M:U	N	Year	Mapref	Prov	PCB Congener 60	64	66/95	70	74	87	97	99	101
Newfoundland - Terrestrial Browsers																
57815	ROPT	0:8:0	3:5:0	8	92d	1d	NF	nd	nd	nd	nd	nd	nd	nd	nd	nd
57806	WIPT	0:3:0	1:2:0	3	92d	1d	NF	nd	nd	nd	nd	nd	nd	nd	nd	nd
Newfoundland - Geese & Swans																
57802	CAGO	A	F	1	92d	1c	NF	nd	nd	nd	nd	nd	nd	nd	nd	nd
56372	CAGO	A	F	1	92d	1f	NF	nd	nd	nd	nd	nd	nd	nd	nd	nd
Newfoundland - Dabbling Ducks																
57838	ABDU	A	F	1	92d	1b	NF	nd	nd	nd	nd	nd	nd	nd	0.002	nd
57446	ABDU	0:3:0	2:1:0	3	92d	1c	NF	nd	nd	nd	nd	nd	nd	nd	nd	nd
57837	ABDU	A	F	1	92d	1c	NF	nd	nd	nd	nd	nd	nd	nd	nd	nd
55992	ABDU	0:3:0	3:0:0	3	92d	1g	NF	nd	nd	nd	nd	nd	nd	nd	nd	nd
57505	ABDU	0:2:0	1:1:0	2	92d	1g	NF	nd	nd	nd	nd	nd	nd	nd	nd	nd
55996	ABDU	0:3:0	2:1:0	3	92d	1h	NF	nd	nd	nd	nd	nd	nd	nd	nd	nd
55999	ABDU	0:2:0	1:1:0	2	92d	1h	NF	nd	nd	nd	nd	nd	nd	nd	nd	nd
56379	ABDU	A	F	1	92d	1j	NF	nd	nd	tr	nd	nd	nd	nd	nd	nd
57324	AGWT	A	F	1	92d	1c	NF	nd	nd	nd	nd	nd	nd	nd	nd	nd
58093	AGWT	A	M	1	92d	1f	NF	nd	nd	nd	nd	nd	nd	nd	nd	nd
56390	AGWT	3:1:0	4:0:0	4	92d	1g	NF	nd	nd	nd	nd	nd	nd	nd	nd	nd
57462	AGWT	1:3:0	1:3:0	4	92d	1g	NF	nd	nd	nd	nd	nd	nd	nd	nd	nd
55977	AGWT	1:1:0	1:1:0	2	92d	1h	NF	nd	nd	nd	nd	nd	nd	nd	nd	nd
56374	AGWT	I	M	1	92d	1h	NF	nd	nd	nd	nd	nd	nd	nd	nd	nd
55978	AGWT	2:0:0	0:2:0	2	92d	1i	NF	nd	nd	nd	nd	nd	nd	nd	nd	nd
Newfoundland - Bay Ducks																
56383	RNDU	A	M	1	92d	1j	NF	nd	nd	nd	nd	nd	nd	nd	nd	nd
56391	RNDU	1:1:0	2:0:0	2	92d	1j	NF	nd	nd	nd	nd	nd	tr	nd	nd	nd
Newfoundland - Sea Ducks																
48006	COEI	A	M	1	90a	1i	NF	nd	nd	tr	nd	tr	nd	nd	0.001	nd
57288	COEI	0:6:0	3:3:0	6	92b	1f	NF	tr	nd	tr	nd	tr	tr	nd	tr	tr
57848	COEI	0:6:0	2:4:0	6	92d	1e	NF	nd	nd	nd	nd	nd	nd	nd	nd	nd
58094	COEI	A	F	1	92d	1f	NF	nd	nd	nd	nd	nd	nd	nd	0.002	nd
57302	COEI	5:3:0	2:6:0	8	92d	1h	NF	tr	nd	nd	nd	tr	nd	nd	tr	nd
57839	COEI	0:2:0	2:0:0	2	92d	1j	NF	nd	nd	nd	nd	nd	nd	nd	0.004	nd
58088	COEI	0:4:0	2:2:0	4	93a	1i	NF	nd	tr	nd	nd	nd	nd	nd	0.004	nd
56382	COGO	A	F	1	92d	1j	NF	nd	nd	tr	nd	nd	nd	nd	nd	nd
57825	OLDS	0:5:0	2:3:0	5	92d	1e	NF	nd	nd	nd	nd	nd	nd	nd	0.003	nd
57506	OLDS	0:2:0	1:1:0	2	92d	1h	NF	nd	nd	tr	nd	tr	nd	nd	0.001	nd

Table 5: Continued

values in mg/kg wet weight

USOX #	Species	Age I:A:U	Sex F:M:U	N	Year	Mapref	Prov	PCB Congener 60	64	66/95	70	74	87	97	99	101
58091	OLDS	A	M	1	92d	1h	NF	nd	nd	nd	nd	nd	nd	nd	0.003	nd
58092	OLDS	0:2:0	2:0:0	2	93a	1h	NF	nd	tr	nd	nd	nd	nd	nd	0.004	nd
Newfoundland - Mergansers																
56385	COME	A	M	1	92d	1a	NF	tr	nd	tr	tr	tr	tr	nd	0.002	tr
57272	COME	I	M	1	92d	1f	NF	nd	nd	tr	nd	tr	nd	nd	0.001	tr
56373	COME	A	M	1	92d	1j	NF	tr	nd	tr	nd	tr	nd	nd	tr	tr
56389	HOME	A	F	1	92d	1a	NF	nd	nd	nd	nd	tr	nd	nd	tr	nd
56392	RBME	1:2:0	3:0:0	3	92d	1a	NF	nd	nd	tr	nd	0.001	nd	nd	tr	nd
57818	RBME	0:2:0	2:0:0	2	92d	1a	NF	nd	nd	nd	nd	nd	nd	nd	0.002	nd
56013	RBME	A	M	1	92d	1e	NF	nd	nd	nd	nd	nd	nd	nd	tr	nd
57281	RBME	0:8:0	5:3:0	8	92d	1f	NF	tr	nd	tr	tr	tr	tr	nd	0.002	tr
56384	RBME	A	F	1	92d	1j	NF	nd	nd	tr	nd	nd	nd	nd	tr	nd
Labrador - Geese & Swans																
64557	CAGO	1:4:0	2:3:0	5	93c	2b	LB	nd	nd	nd	nd	nd	nd	nd	nd	nd
64558	CAGO	0:3:0	1:2:0	3	93d	2a	LB	nd	nd	nd	nd	nd	nd	nd	tr	tr
64559	CAGO	0:2:0	2:0:0	2	93d	2a	LB	nd	nd	nd	nd	nd	nd	nd	nd	nd
63792	CAGO	1:3:0	3:1:0	4	93d	2c	LB	nd	nd	nd	nd	nd	nd	nd	nd	nd
Labrador - Dabbling Ducks																
57110	ABDU	0:6:0	0:6:0	6	92d	2d	LB	nd	nd	nd	nd	nd	nd	nd	tr	nd
64560	ABDU	0:3:0	2:1:0	3	93c	2a	LB	nd	nd	nd	nd	nd	nd	nd	nd	nd
62991	ABDU	A	M	1	93c	2b	LB	nd	nd	nd	nd	nd	nd	nd	nd	nd
64561	ABDU	2:0:0	2:0:0	2	93d	2a	LB	nd	nd	nd	nd	nd	nd	nd	nd	nd
47991	AGWT	2:2:0	2:2:0	4	90d	2c	LB	nd	tr	tr	tr	tr	nd	nd	tr	tr
57103	AGWT	1:2:0	2:1:0	3	92d	2d	LB	nd	nd	tr	nd	tr	nd	nd	tr	nd
63021	MALL	A	F	1	93d	2a	LB	nd	nd	nd	nd	nd	nd	nd	nd	nd
Labrador - Sea Ducks																
63022	BLSC	I	F	1	93d	2a	LB	0.002	nd	nd	nd	nd	nd	nd	nd	nd
64744	BLSC	2:0:0	2:0:0	2	93d	2a	LB	nd	nd	nd	nd	nd	nd	nd	nd	nd
57091	COEI	0:8:0	4:4:0	8	92d	2d	LB	tr	nd	tr	tr	tr	tr	nd	tr	tr
64602	COGO	1:1:0	1:1:0	2	93c	2a	LB	nd	nd	nd	nd	tr	nd	nd	nd	nd
64603	COGO	2:0:0	2:0:0	2	93d	2a	LB	nd	nd	nd	nd	nd	nd	nd	nd	nd
63020	SUSC	A	M	1	93d	2a	LB	0.001	tr	0.002	nd	0.005	0.001	nd	0.016	nd
63787	SUSC	I	M	1	93d	2c	LB	nd	nd	nd	nd	nd	nd	nd	nd	nd

Table 5: Continued

values in mg/kg wet weight

USOX #	Species		Age I:A:U	Sex F:M:U	N	Year	Mapref	Prov	PCB Congener 60	64	66/95	70	74	87	97	99	101
Labrador - Mergansers																	
57099	COME		5:2:0	3:4:0	7	92d	2d	LB	tr	tr	0.003	0.002	0.002	0.001	tr	0.002	0.002
63019	COME		I	F	1	93d	2a	LB	nd	nd	nd	nd	tr	nd	nd	0.004	nd
64604	COME		5:0:0	3:2:0	5	93d	2b	LB	nd	nd	nd	nd	nd	nd	nd	tr	nd
47992	HOME		A	M	1	90d	2c	LB	nd	tr	0.011	tr	0.021	0.002	tr	0.026	0.002
64606	RBME		3:0:0	1:2:0	3	93c	2b	LB	0.002	tr	0.003	0.002	0.002	0.001	nd	0.005	0.001
64605	RBME		5:0:0	5:0:0	5	93d	2b	LB	nd	nd	nd	nd	nd	nd	nd	0.001	nd
63785	RBME		2:1:0	1:2:0	3	93d	2c	LB	nd	nd	nd	nd	nd	nd	nd	nd	nd
63786	RBME		A	F	1	93d	2c	LB	nd	nd	nd	nd	nd	nd	nd	0.001	nd
Maritimes - Insectivores																	
57434	AMWO		0:8:0	6:2:0	8	92u	3h	NS	tr	nd	tr	tr	tr	nd	tr	tr	tr
57242	COSN		9:0:1	4:5:1	10	92d	3k	NB	nd	nd	nd	nd	nd	nd	nd	nd	nd
Maritimes - Geese & Swans																	
43102	CAGO		2:2:0	2:1:1	4	89d	3c	NB	nd		nd			nd	nd	nd	nd
42710	CAGO		10:0:0	1:2:7	10	89d	3d	PE	nd		tr			nd	nd	tr	tr
Maritimes - Dabbling Ducks																	
40098	ABDU	b	2:3:0	3:2:0	5	88d	3a	NB						nd			nd
40023	ABDU	b	5:0:0	3:2:0	5	88d	3c	NB						tr			nd
40256	ABDU	b	4:1:0	1:4:0	5	88d	3d	PE			tr			nd		tr	tr
40266	ABDU	b	3:0:0	1:2:0	3	88d	3e	NS			nd			nd		tr	nd
40262	ABDU	b	5:0:0	1:4:0	5	88d	3i	NS			nd			nd		tr	nd
40088	ABDU	b	4:1:0	4:1:0	5	88d	3k	NB						nd			nd
56462	ABDU		6:4:0	5:5:0	10	92c	3l	NB	nd	nd	nd	nd	nd	nd	nd	tr	nd
56608	ABDU		0:10:0	5:5:0	10	92d	3b	NB	nd	nd	tr	nd	tr	nd	nd	tr	nd
56579	ABDU		0:10:0	5:5:0	10	92d	3d	PE	nd	nd	nd	nd	nd	nd	nd	nd	nd
59552	ABDU		0:5:0	0:5:0	5	92d	3g	NS	nd	nd	nd	nd	nd	nd	nd	nd	nd
57410	ABDU		A	F	1	92u	3h	NS	nd	nd	nd	nd	nd	nd	nd	nd	nd
59546	ABDU		0:5:0	2:3:0	5	93a	3f	NS	nd	nd	nd	nd	nd	nd	nd	0.001	nd
57347	AGWT		A	F	1	92c	3l	NB	nd	nd	nd	nd	nd	nd	nd	nd	nd
57425	AGWT		0:7:0	3:4:0	7	92d	3d	PE	nd	nd	nd	nd	nd	nd	nd	tr	nd
58503	AGWT		1:3:0	1:3:0	4	92d	3d	PE	nd	nd	nd	nd	nd	nd	nd	nd	nd
55986	AGWT		1:2:0	3:0:0	3	92d	3l	NB	nd	nd	nd	nd	nd	nd	nd	tr	nd
57193	AGWT		3:2:0	2:3:0	5	92d	3l	NB	nd	nd	nd	nd	nd	nd	nd	tr	nd
55885	BWTE		3:3:0	4:2:0	6	92c	3l	NB	nd	nd	nd	nd	nd	nd	nd	nd	nd
57480	MALL		0:7:0	3:4:0	7	92c	3l	NB	tr	nd	nd	nd	nd	nd	nd	tr	nd
69424	MALL		0:5:0	0:5:0	5	93a	3i	NS	nd	nd	nd	nd	nd	nd	nd	nd	nd
55942	WODU		6:3:0	2:7:0	9	92c	3l	NB	nd	nd	nd	nd	tr	nd	nd	nd	nd

Table 5: Continued

values in mg/kg wet weight

USOX #	Species	Age I:A:U	Sex F:M:U	N	Year	Mapref	Prov	PCB Congener 60	64	66/95	70	74	87	97	99	101
57504	WODU	0:2:0	0:2:0	2	92c	3l	NB	nd	nd	nd	nd	nd	nd	nd	nd	nd
Maritimes - Bay Ducks																
57069	GRSC	1:4:0	4:1:0	5	92d	3k	NB	nd	nd	nd	nd	tr	nd	nd	tr	nd
57461	GRSC	0:4:0	2:2:0	4	92d	3k	NB	tr	nd	tr	nd	tr	nd	nd	tr	tr
57435	RNDU	0:4:0	1:3:0	4	92d	3j	NB	tr	nd	0.001	tr	tr	nd	nd	tr	tr
56482	RNDU	0:8:0	6:2:0	8	92d	3k	NB	tr	nd	tr	tr	tr	tr	tr	tr	tr
57344	RNDU	A	F	1	92d	3l	NB	nd	nd	nd	nd	nd	nd	nd	nd	nd
Maritimes - Sea Ducks																
55430	BLSC	0:5:0	1:4:0	5	92b	3b	NB	tr	nd	tr	nd	tr	tr	nd	0.002	tr
55674	COEI	0:6:0	4:2:0	6	92b	3b	NB	tr	nd	tr	nd	0.001	tr	nd	0.004	tr
69427	COEI	0:2:0	2:0:0	2	92d	3f	NS	nd	nd	nd	nd	nd	nd	nd	nd	nd
57433	COEI	0:8:0	5:3:0	8	92d	3h	NS	nd	nd	tr	nd	tr	nd	nd	0.002	tr
56308	COEI	0:10:0	5:5:0	10	92d	3k	NB	nd	nd	tr	nd	tr	nd	nd	tr	nd
69432	COEI	0:5:0	1:4:0	5	93b	3j	NB	nd	nd	0.002	nd	0.002	nd	nd	0.007	nd
43088	COGO	I	F	1	89d	3k	NB	nd		nd			nd	nd	tr	nd
43299	COGO	4:0:0	1:3:0	4	89d	3k	NB	nd		nd			nd	nd	nd	nd
56538	COGO	A	F	1	92d	3k	NB	nd	nd	nd	nd	nd	nd	nd	tr	nd
55907	COGO	1:2:0	2:1:0	3	92d	3l	NB	nd	nd	nd	nd	tr	nd	nd	tr	nd
57503	COGO	0:4:0	1:3:0	4	92d	3l	NB	nd	nd	tr	nd	tr	nd	nd	tr	tr
59557	COGO	0:4:0	1:3:0	4	93a	3g	NS	nd	nd	nd	nd	nd	nd	nd	nd	nd
57411	OLDS	A	M	1	92d	3f	NS	nd	nd	nd	nd	nd	nd	nd	0.003	nd
55435	SUSC	0:4:0	0:4:0	4	92b	3b	NB	tr	nd	tr	tr	tr	tr	nd	0.003	tr
57241	SUSC	7:1:0	4:4:0	8	92d	3k	NB	nd	nd	tr	nd	tr	nd	nd	tr	tr
Maritimes - Mergansers																
43421	COME	3:0:0	1:2:0	3	89d	3a	NB	0.001		0.002			0.007	0.003	0.005	tr
43420	COME	2:2:0	3:1:0	4	89d	3c	NB	0.002		0.001			tr	tr	0.008	tr
43419	COME	2:0:0	1:1:0	2	89d	3f	NS	tr		0.001			0.009	0.003	0.004	tr
43424	HOME	2:0:0	1:0:1	2	89d	3c	NB	0.005		0.003			0.007	0.003	0.002	tr
43423	RBME	1:1:0	0:2:0	2	89d	3a	NB	0.004		tr			0.007	0.003	0.010	tr
43422	RBME	3:0:0	1:2:0	3	89d	3c	NB	tr		tr			nd	tr	0.002	tr
St. Lawrence - Insectivores																
51586	AMWO	1:7:0	5:3:0	8	91d	4a	PQ	nd	nd	tr	nd	nd	nd	nd	tr	tr
51763	AMWO	0:2:0	2:0:0	2	91d	4a	PQ	tr	nd	tr	nd	nd	tr	nd	tr	tr
51773	AMWO	0:3:0	2:0:1	3	91d	4a	PQ	nd	nd	tr	tr	nd	tr	nd	tr	tr
52116	AMWO	0:2:0	0:2:0	2	91d	4c	PQ	nd	nd	nd	nd	nd	tr	nd	tr	tr
51585	AMWO	2:0:0	2:0:0	2	91d	4d	PQ	tr	nd	tr	tr	tr	tr	nd	tr	tr

Table 5: Continued

values in mg/kg wet weight

USOX #	Species		Age I:A:U	Sex F:M:U	N	Year	Mapref	Prov	PCB Congener 60	64	66/95	70	74	87	97	99	101
52078	AMWO		0:2:0	0:2:0	2	91d	4d	PQ	nd	nd	nd	nd	nd	nd	nd	tr	tr
52126	AMWO		2:2:0	2:2:0	4	91d	4f	PQ	nd	nd	nd	nd	nd	nd	nd	tr	nd
52071	COSN		2:1:0	2:1:0	3	91d	4f	PQ	nd	nd	nd	nd	nd	nd	nd	nd	nd
St. Lawrence - Geese & Swans																	
51686	CAGO		0:10:0	6:4:0	10	91d	4e	PQ	nd	nd	nd	nd	nd	nd	nd	nd	nd
42686	GSGO		7:3:0	9:0:1	10	89d	4d	PQ	nd		tr			nd	nd	tr	nd
56074	GSGO		A	M	1	91b	4d	PQ	nd	nd	nd	nd	nd	nd	nd	tr	nd
51398	GSGO		3:2:0	1:4:0	5	91d	4d	PQ	nd	nd	tr	nd	nd	nd	nd	tr	tr
52099	GSGO		0:7:0	3:4:0	7	91d	4d	PQ	tr	nd	tr	nd	tr	nd	nd	tr	tr
56078	GSGO		0:3:0	2:1:0	3	91d	4d	PQ	nd	nd	nd	nd	nd	nd	nd	nd	nd
St. Lawrence - Dabbling Ducks																	
38580	ABDU		2:7:0	2:7:0	9	88a	4f	PQ	nd	nd	0.001	nd		nd	nd	0.004	tr
40201	ABDU	b	I	F	1	88d	4b	PQ			nd			tr		tr	nd
40874	ABDU	b	7:0:0	4:3:0	7	88d	4e	PQ			nd			nd		nd	nd
40875	ABDU	b	0:3:0	1:2:0	3	88d	4e	PQ			tr			nd		tr	nd
40226	ABDU	b	10:0:0	3:7:0	10	88d	4g	PQ			tr			nd		tr	nd
47247	ABDU		0:4:0	2:2:0	4	90d	4d	PQ	nd	nd	tr	nd	nd	nd	nd	tr	nd
46522	ABDU		0:10:0	6:4:0	10	90d	4f	PQ	tr		tr			nd	nd	tr	tr
51986	ABDU		0:4:0	3:1:0	4	91d	4a	PQ	tr	nd	tr	nd	tr	nd	nd	tr	nd
52016	ABDU		4:8:0	5:7:0	12	91d	4b	PQ	nd	nd	tr	nd	nd	nd	nd	tr	tr
51747	ABDU		0:7:0	7:0:0	7	91d	4d	PQ	nd	nd	tr	nd	nd	nd	nd	tr	nd
51977	ABDU		0:3:0	1:2:0	3	91d	4d	PQ	tr	nd	0.002	tr	0.002	tr	nd	0.002	tr
52003	ABDU		1:3:0	2:2:0	4	91d	4d	PQ	nd	nd	tr	nd	tr	nd	nd	tr	nd
52043	ABDU		0:12:0	6:6:0	12	91d	4d	PQ	tr	nd	tr	nd	tr	nd	nd	tr	tr
52072	ABDU		A	F	1	91d	4d	PQ	tr	nd	tr	nd	tr	nd	nd	tr	nd
52075	ABDU		0:2:0	0:2:0	2	91d	4f	PQ	nd	nd	nd	nd	nd	nd	nd	nd	nd
52158	AGWT		7:3:0	6:4:0	10	91d	4b	PQ	nd	nd	tr	tr	nd	nd	nd	tr	nd
50490	AGWT		7:3:0	5:5:0	10	91d	4f	PQ	nd	nd	nd	nd	nd	nd	nd	nd	nd
52132	AMWI		2:3:0	4:1:0	5	91d	4b	PQ	nd	nd	tr	nd	tr	nd	nd	tr	tr
52160	GADW		2:0:0	2:0:0	2	91d	4b	PQ	nd	nd	tr	tr	nd	tr	nd	tr	tr
52118	GADW		I	M	1	91u	4a	PQ	tr	nd	tr	nd	tr	nd	nd	tr	tr
40227	MALL	b	5:2:0	4:3:0	7	88c	4b	PQ			tr			nd		0.002	tr
46544	MALL		0:10:0	4:6:0	10	90d	4a	PQ	nd		nd			nd	nd	nd	nd
47238	MALL		2:8:0	5:5:0	10	90d	4a	PQ	tr	nd	tr	nd	0.001	tr	nd	0.001	tr
51992	MALL		2:3:0	4:1:0	5	91d	4a	PQ	tr	nd	tr	nd	tr	nd	nd	tr	nd
51998	MALL		0:5:0	2:3:0	5	91d	4a	PQ	nd	nd	tr	nd	tr	nd	nd	tr	nd
52030	MALL		0:13:0	7:6:0	13	91d	4b	PQ	tr	nd	tr	nd	tr	nd	nd	tr	nd
52117	NOPI		A	F	1	91d	4a	PQ	tr	nd	tr	nd	tr	nd	nd	tr	tr
52055	NOPI		A	F	1	91d	4b	PQ	nd	nd	tr	nd	tr	nd	nd	tr	tr
51714	WODU		0:2:0	0:2:0	2	91d	4a	PQ	nd	nd	nd	nd	nd	nd	nd	nd	nd
52113	WODU		A	F	1	91d	4a	PQ	nd	nd	nd	nd	nd	nd	nd	nd	nd

Table 5: Continued

values in mg/kg wet weight

USOX #	Species	Age I:A:U	Sex F:M:U	N	Year	Mapref	Prov	PCB Congener 60	64	66/95	70	74	87	97	99	101
St. Lawrence - Bay Ducks																
43601	GRSC	1:3:0	2:2:0	4	89d	4b	PQ	nd		tr			nd	nd	0.001	tr
47265	GRSC	0:0:4	1:3:0	4	90d	4a	PQ	tr	tr	0.001	nd	0.007	tr	nd	0.008	tr
51878	GRSC	1:2:0	2:1:0	3	91d	4d	PQ	tr	nd	tr	nd	tr	nd	nd	tr	tr
51953	GRSC	A	M	1	91d	4d	PQ	tr	tr	tr	nd	tr	tr	nd	0.001	tr
43600	LESC	1:4:0	3:2:0	5	89d	4a	PQ	nd		tr			nd	nd	tr	tr
43621	LESC	0:4:0	2:2:0	4	89d	4b	PQ	tr		tr			tr	nd	0.001	tr
51898	LESC	12:3:0	3:12:0	15	91d	4b	PQ	tr	nd	tr	nd	0.001	tr	nd	0.001	tr
51884	LESC	4:1:0	2:3:0	5	91d	4d	PQ	tr	nd	tr	nd	0.001	tr	nd	0.002	tr
51952	LESC	2:9:0	6:5:0	11	91d	4d	PQ	tr	nd	tr	nd	tr	tr	nd	0.001	tr
51954	RNDU	I	F	1	91d	4a	PQ	tr	nd	tr	tr	0.001	tr	nd	0.001	tr
51892	RNDU	1:6:0	3:4:0	7	91d	4b	PQ	tr	nd	tr	nd	tr	nd	nd	tr	nd
St. Lawrence - Sea Ducks																
38585	BAGO	0:0:4	2:2:0	4	88a	4f	PQ	nd	nd	0.001	nd		0.001	nd	0.004	tr
52061	BAGO	1:1:0	1:1:0	2	91d	4f	PQ	nd	nd	tr	nd	0.002	tr	nd	0.003	tr
51972	BLSC	A	M	1	91d	4a	PQ	tr	nd	tr	tr	tr	tr	nd	0.001	tr
51855	BLSC	0:6:0	2:4:0	6	91d	4b	PQ	nd	nd	tr	nd	tr	nd	nd	0.001	nd
52119	BUFF	A	F	1	91d	4a	PQ	tr	nd	tr	nd	tr	nd	nd	tr	nd
52120	BUFF	A	F	1	91d	4a	PQ	tr	nd	tr	tr	tr	tr	nd	tr	tr
52141	BUFF	3:5:0	4:4:0	8	91d	4b	PQ	tr	nd	tr	nd	tr	nd	nd	0.001	tr
43602	COEI	3:7:0	4:4:2	10	90a	4g	PQ	nd		tr			nd	nd	0.002	tr
46533	COEI	0:4:6	7:3:0	10	90d	4f	PQ	nd		tr			nd	nd	0.001	tr
51864	COEI	0:4:0	4:0:0	4	91d	4d	PQ	tr	nd	tr	tr	0.001	tr	nd	0.003	tr
38591	COGO	0:0:5	1:4:0	5	88a	4f	PQ	nd	nd	0.004	nd		nd	nd	0.015	0.001
43598	COGO	5:5:0	3:7:0	10	89d	4d	PQ	nd		tr			nd	nd	tr	nd
51940	COGO	2:2:0	2:2:0	4	91d	4a	PQ	tr	nd	tr	nd	0.001	tr	nd	0.002	tr
52058	COGO	0:2:0	0:2:0	2	91d	4f	PQ	nd	nd	tr	tr	tr	nd	nd	0.002	tr
57020	COGO	2:9:0	6:5:0	11	92d	4b	PQ	tr	nd	tr	nd	tr	nd	nd	tr	tr
38602	OLDS	0:10:0	1:9:0	10	88a	4f	PQ	nd	tr	0.007	tr		nd	nd	0.034	0.002
52062	OLDS	A	F	1	91d	4f	PQ	tr	tr	tr	tr	tr	nd	nd	0.001	tr
51958	SUSC	2:0:0	2:0:0	2	91d	4a	PQ	nd	nd	nd	nd	nd	nd	nd	nd	nd
51859	SUSC	1:1:0	1:1:0	2	91d	4b	PQ	nd	nd	nd	nd	tr	nd	nd	tr	nd
51874	SUSC	2:0:0	2:0:0	2	91d	4d	PQ	tr	nd	tr	tr	tr	nd	nd	tr	tr
51909	SUSC	I	M	1	91d	4d	PQ	tr	nd	tr	tr	tr	tr	nd	tr	tr
51911	SUSC	A	M	1	91d	4d	PQ	tr	nd	tr	nd	tr	nd	nd	0.002	nd
52066	SUSC	0:3:0	3:0:0	3	91d	4f	PQ	0.001	nd	0.002	tr	0.001	tr	nd	0.003	tr
51970	WWSC	A	M	1	91d	4a	PQ	0.003	tr	0.009	nd	0.012	0.004	tr	0.045	0.003
51871	WWSC	0:7:0	4:3:0	7	91d	4b	PQ	nd	nd	nd	nd	tr	nd	nd	tr	nd

Table 5: Continued

values in mg/kg wet weight

USOX #	Species	Age I:A:U	Sex F:M:U	N	Year	Mapref	Prov	PCB Congener 60	64	66/95	70	74	87	97	99	101
St. Lawrence - Mergansers																
43599	COME	2:0:0	0:2:0	2	89d	4a	PQ	nd		0.003			tr	nd	0.005	0.001
52050	COME	0:5:0	3:2:0	5	91d	4a	PQ	0.002	nd	0.003	nd	0.007	0.001	nd	0.017	tr
52086	COME	1:2:0	2:1:0	3	91d	4a	PQ	nd	nd	tr	tr	0.001	tr	nd	0.002	tr
52112	COME	2:0:0	1:1:0	2	91d	4b	PQ	0.002	nd	0.002	tr	0.002	tr	nd	0.005	tr
52082	HOME	3:0:0	3:0:0	3	91d	4a	PQ	tr	nd	0.002	tr	0.003	tr	nd	0.004	tr
52044	HOME	I	M	1	91d	4b	PQ	tr	tr	0.001	tr	0.001	tr	tr	0.001	0.001
52102	RBME	2:0:0	0:2:0	2	91d	4a	PQ	tr	tr	tr	nd	tr	tr	nd	0.002	tr
52109	RBME	4:2:0	3:3:0	6	91d	4b	PQ	0.001	tr	0.001	tr	0.002	tr	tr	tr	tr
52067	RBME	A	F	1	91d	4f	PQ	tr	nd	tr	tr	nd	tr	nd	0.001	tr
Central Quebec - Terrestrial Browsers																
52430	SPGR	0:4:0	3:1:0	4	91d	5c	PQ	nd	nd	nd	nd	nd	nd	nd	nd	nd
Central Quebec - Geese & Swans																
53382	ATBR	9:0:0	3:6:0	9	91d	5c	PQ	nd	nd	nd	nd	nd	nd	nd	nd	nd
53383	ATBR	0:6:0	0:6:0	6	91d	5c	PQ	nd	nd	nd	nd	0.012	nd	nd	nd	nd
53384	ATBR	0:5:0	5:0:0	5	91d	5c	PQ	nd	nd	nd	nd	nd	nd	nd	nd	nd
48688	CAGO	0:5:0	2:3:0	5	90c	5c	PQ	nd	nd	nd	nd	nd	nd	nd	tr	nd
48698	CAGO	0:8:0	2:6:0	8	90c	5c	PQ	nd	nd	nd	nd	nd	nd	nd	tr	nd
48704	CAGO	0:5:0	2:3:0	5	90c	5c	PQ	nd	nd	nd	nd	nd	nd	nd	nd	nd
52215	CAGO	3:0:0	1:2:0	3	91b	5c	PQ	nd	nd	nd	nd	nd	nd	nd	nd	nd
52227	CAGO	2:3:0	0:5:0	5	91d	5c	PQ	nd	nd	nd	nd	nd	nd	nd	nd	nd
52395	CAGO	2:5:0	7:0:0	7	91d	5c	PQ	nd	nd	nd	nd	nd	nd	nd	nd	nd
52814	LSGO	0:5:0	0:5:0	5	91d	5c	PQ	nd	nd	nd	nd	nd	nd	nd	nd	nd
52815	LSGO	0:12:0	12:0:0	12	91d	5c	PQ	nd	nd	nd	nd	nd	nd	nd	nd	nd
52816	LSGO	10:0:0	4:6:0	10	91d	5c	PQ	nd	nd	nd	nd	nd	nd	nd	nd	nd
Central Quebec - Dabbling Ducks																
48682	ABDU	0:6:0	5:1:0	6	90c	5c	PQ	nd	nd	nd	tr	tr	nd	nd	tr	nd
48732	ABDU	0:10:0	6:4:0	10	90c	5c	PQ	tr	nd	tr	nd	tr	tr	nd	tr	nd
52194	ABDU	A	M	1	91b	5c	PQ	0.004	nd	0.012	nd	0.010	0.001	nd	0.014	0.001
52236	ABDU	3:5:0	4:4:0	8	91d	5c	PQ	nd	nd	nd	nd	nd	nd	nd	nd	nd
52416	AGWT	2:3:1	3:2:1	6	91d	5c	PQ	nd	nd	nd	nd	nd	nd	nd	nd	nd
52437	AMWI	3:3:0	0:6:0	6	91d	5c	PQ	nd	nd	nd	nd	nd	nd	nd	nd	nd
52198	MALL	0:3:0	0:3:0	3	91b	5c	PQ	nd	nd	nd	nd	nd	nd	nd	nd	nd
50515	MALL	7:3:0	4:6:0	10	91c	5a	PQ	nd	nd	nd	nd	tr	nd	nd	tr	nd
52447	MALL	0:8:0	8:0:0	8	91d	5c	PQ	nd	nd	nd	nd	nd	nd	nd	0.001	nd
52479	MALL	3:4:0	0:7:0	7	91d	5c	PQ	nd	nd	nd	nd	nd	nd	nd	nd	nd
52208	NOPI	0:3:0	2:1:0	3	91b	5c	PQ	nd	nd	nd	nd	nd	nd	nd	nd	nd

Table 5: Continued

values in mg/kg wet weight

USOX #	Species	Age I:A:U	Sex F:M:U	N	Year	Mapref	Prov	PCB Congener 60	64	66/95	70	74	87	97	99	101
52480	NOPI	0:2:0	2:0:0	2	91d	5c	PQ	nd	nd	nd	nd	nd	nd	nd	nd	nd
52506	NOPI	5:0:0	0:5:0	5	91d	5c	PQ	nd	nd	nd	nd	nd	nd	nd	nd	nd
52507	NOPI	9:0:0	9:0:0	9	91d	5c	PQ	nd	nd	nd	nd	nd	nd	nd	nd	nd
52508	NOPI	0:9:0	0:9:0	9	91d	5c	PQ	nd	nd	nd	nd	nd	nd	nd	nd	nd
52396	WODU	A	M	1	91d	5c	PQ	nd	nd	nd	nd	nd	nd	nd	nd	nd
Central Quebec - Bay Ducks																
52226	GRSC	A	F	1	91b	5c	PQ	0.004	tr	0.013	tr	0.014	0.002	nd	0.024	0.003
47223	LESC	2:9:0	7:4:0	11	90d	5b	PQ	nd	nd	tr	nd	tr	nd	nd	tr	nd
52225	LESC	1:4:0	3:2:0	5	91b	5c	PQ	0.002	nd	0.004	nd	0.003	0.001	nd	0.010	0.002
52399	REDH	I	M	1	91d	5c	PQ	nd	nd	nd	nd	nd	nd	nd	nd	nd
51719	RNDU	0:4:0	4:0:0	4	91d	5a	PQ	nd	nd	nd	nd	nd	nd	nd	nd	nd
Central Quebec - Sea Ducks																
52242	BLSC	1:4:0	1:4:0	5	91d	5c	PQ	nd	nd	nd	nd	nd	nd	nd	tr	nd
52398	COEI	I	M	1	91d	5c	PQ	nd	nd	nd	nd	nd	nd	nd	nd	nd
48725	COGO	0:6:0	4:2:0	6	90c	5c	PQ	tr	nd	0.001	nd	0.003	tr	nd	0.005	nd
42905	OLDS	2:8:0	2:8:0	10	89b	5b	PQ	0.006	nd	0.063	0.003	0.028	0.009	nd	0.086	0.009
52219	OLDS	2:1:0	2:1:0	3	91b	5c	PQ	0.003	tr	0.010	0.002	0.006	0.002	nd	0.015	0.004
Central Quebec - Mergansers																
48675	COME	0:8:0	6:2:0	8	90c	5c	PQ	0.004	nd	0.013	nd	0.013	0.001	nd	0.021	0.002
48689	COME	0:5:0	2:3:0	5	90c	5c	PQ	0.017	tr	0.051	nd	0.046	0.008	tr	0.076	0.007
48716	COME	0:10:0	9:1:0	10	90c	5c	PQ	0.013	nd	0.036	nd	0.037	0.006	tr	0.055	0.004
52204	COME	0:5:0	2:3:0	5	91b	5c	PQ	0.021	nd	0.112	nd	0.079	0.015	nd	0.152	0.017
52425	COME	3:1:0	1:3:0	4	91d	5c	PQ	0.002	nd	0.003	nd	0.023	0.002	nd	0.022	nd
48666	HOME	0:6:0	3:3:0	6	90c	5c	PQ	tr	tr	tr	nd	0.002	tr	nd	0.002	tr
49047	HOME	6:4:0	2:8:0	10	90c	5c	PQ	tr	tr	tr	nd	0.001	nd	nd	0.002	tr
52397	HOME	I	M	1	91d	5c	PQ	nd	nd	nd	nd	nd	nd	nd	nd	nd
52211	RBME	0:2:0	0:2:0	2	91b	5c	PQ	0.006	tr	0.018	0.001	0.014	0.005	nd	0.043	0.007
52420	RBME	A	F	1	91d	5c	PQ	nd	nd	nd	nd	0.003	nd	nd	0.003	nd
Central Quebec - Loons																
48659	COLO	0:5:0	5:0:0	5	90c	5c	PQ	nd	tr	0.021	nd	0.009	0.013	0.004	0.034	0.029
48710	COLO	0:5:0	4:1:0	5	90c	5c	PQ	nd	tr	0.011	tr	0.006	0.005	0.002	0.024	0.013
Southern Ontario - Geese & Swans																
47938	CAGO	A	F	1	90d	6c	ON	nd	tr	tr	nd	nd	nd	nd	tr	tr
47522	CAGO	0:7:0	5:2:0	7	90d	6e	ON	nd	nd	nd	nd	nd	nd	nd	nd	nd
48089	CAGO	1:6:0	3:4:0	7	90d	6j	ON	nd	nd	nd	nd	nd	nd	nd	nd	nd

Table 5: Continued

values in mg/kg wet weight

USOX #	Species		Age I:A:U	Sex F:M:U	N	Year	Mapref	Prov	PCB Congener 60	64	66/95	70	74	87	97	99	101
Southern Ontario - Dabbling Ducks																	
40647	ABDU	b	A	F	1	88d	6b	ON			nd			nd		tr	nd
40570	ABDU	b	I	M	1	88d	6d	ON			tr			nd		tr	nd
40624	ABDU	b	A	F	1	88d	6h	ON			tr			tr		tr	tr
46376	ABDU		0:2:0	1:1:0	2	90d	6k	ON	nd	nd	tr	nd	nd	tr	nd	tr	tr
47608	AGWT		4:9:0	5:8:0	13	90d	6a	ON	nd	nd	nd	nd	nd	nd	nd	tr	nd
47965	AGWT		0:2:0	2:0:0	2	90d	6a	ON	nd	nd	tr	tr	0.001	tr	nd	tr	tr
47913	AGWT		5:9:0	7:7:0	14	90d	6l	ON	nd	nd	tr	tr	tr	nd	nd	tr	tr
43191	GADW		I	M	1	89d	6l	ON	nd		tr			nd	tr	tr	tr
43259	GADW		2:0:0	2:0:0	2	89d	6l	ON	nd		tr			nd	nd	tr	tr
38239	MALL	b	2:2:1	1:4:0	5	87d	6b	ON			tr			nd		tr	nd
38257	MALL	b	2:3:0	1:4:0	5	87d	6b	ON			nd			nd		tr	nd
38251	MALL	b	4:1:0	3:2:0	5	87d	6d	ON			tr			nd		tr	nd
38245	MALL	b	3:2:0	2:3:0	5	87d	6e	ON			tr			nd		tr	nd
40657	MALL	b	3:6:0	6:3:0	9	88d	6b	ON			tr			nd		tr	nd
40772	MALL	b	2:9:0	4:7:0	11	88d	6b	ON			tr			nd		tr	nd
40824	MALL	b	2:9:0	5:6:0	11	88d	6b	ON			tr			nd		tr	nd
40581	MALL	b	5:5:0	4:6:0	10	88d	6d	ON			tr			nd		tr	tr
40535	MALL	b	0:10:0	3:7:0	10	88d	6h	ON			tr			nd		0.001	nd
40627	MALL	b	3:6:0	3:6:0	9	88d	6h	ON			nd			nd		tr	nd
40872	MALL	b	5:0:0	3:2:0	5	88d	6l	ON			tr			nd		tr	nd
40873	MALL	b	0:6:0	3:3:0	6	88d	6l	ON			0.002			nd		0.002	tr
43631	MALL		0:9:0	6:3:0	9	89d	6c	ON	nd		nd			nd	nd	tr	nd
43617	MALL		1:9:0	4:6:0	10	89d	6d	ON	nd		tr			nd	nd	tr	nd
43369	MALL		A	M	1	89d	6i	ON	tr		tr			tr	tr	tr	tr
43315	MALL		0:0:2	0:2:0	2	89d	6j	ON	nd		nd			nd	nd	nd	nd
43318	MALL		2:0:0	0:2:0	2	89d	6j	ON	nd		nd			nd	nd	nd	nd
43180	MALL		I	F	1	89d	6l	ON	nd		tr			nd	nd	tr	nd
43254	MALL		0:7:1	4:4:0	8	89d	6l	ON	tr		tr			nd	nd	0.001	tr
43255	MALL		1:6:0	2:5:0	7	89d	6l	ON	nd		tr			nd	nd	tr	nd
43257	MALL		4:6:0	4:6:0	10	89d	6l	ON	tr		tr			nd	nd	0.001	tr
47548	MALL		2:9:0	5:6:0	11	90d	6a	ON	tr	nd	tr	nd	tr	nd	nd	tr	tr
47962	MALL		0:2:0	0:2:0	2	90d	6a	ON	nd	nd	tr	nd	0.005	nd	nd	tr	tr
47510	MALL		1:7:0	4:4:0	8	90d	6b	ON	nd	nd	tr	nd	tr	nd	nd	tr	nd
47654	MALL		0:7:0	4:3:0	7	90d	6b	ON	nd	nd	0.001	tr	nd	nd	nd	0.002	nd
47925	MALL		4:2:0	3:3:0	6	90d	6c	ON	nd	nd	tr	nd	nd	nd	nd	tr	nd
47621	MALL		0:8:0	4:4:0	8	90d	6d	ON	nd	nd	nd	nd	nd	nd	nd	tr	nd
47419	MALL		A	F	1	90d	6e	ON	nd	nd	tr	nd	nd	nd	nd	tr	nd
47646	MALL		0:8:0	3:5:0	8	90d	6e	ON	nd	nd	tr	nd	nd	nd	nd	tr	nd
47195	MALL		1:9:0	5:5:0	10	90d	6f	ON	nd	nd	tr	nd	nd	nd	nd	tr	nd
47937	MALL		0:7:0	5:2:0	7	90d	6i	ON	nd	nd	0.002	nd	0.002	tr	nd	tr	tr
48052	MALL		0:9:0	4:5:0	9	90d	6j	ON	tr	nd	tr	nd	tr	nd	nd	tr	nd
46375	MALL		0:6:0	5:1:0	6	90d	6k	ON	nd		nd			nd	nd	nd	nd
47624	WODU		1:1:0	2:0:0	2	90d	6a	ON	nd	nd	tr	nd	nd	nd	nd	tr	tr

Table 5: Continued

values in mg/kg wet weight

USOX #	Species		Age I:A:U	Sex F:M:U	N	Year	Mapref	Prov	PCB Congener 60	64	66/95	70	74	87	97	99	101
47973	WODU		1:1:0	0:2:0	2	90d	6e	ON	nd	nd	tr	nd	tr	nd	nd	tr	nd
46366	WODU		6:0:0	4:2:0	6	90d	6k	ON	nd		tr			tr	nd	tr	tr
Southern Ontario - Bay Ducks																	
38277	GRSC	b	0:8:0	5:3:0	8	87d	6j	ON			tr			tr		0.002	tr
40706	GRSC	b	I	F	1	88d	6d	ON			nd			nd		tr	tr
43326	GRSC		0:6:0	4:2:0	6	89d	6j	ON	nd		tr			nd	nd	tr	tr
43480	GRSC		5:6:0	7:3:1	11	89d	6j	ON	tr		tr			nd	nd	0.001	tr
43261	GRSC		1:1:0	1:1:0	2	89d	6l	ON	tr		0.002			tr	nd	0.011	tr
43425	GRSC		0:2:0	0:2:0	2	89d	6l	ON	tr		tr			0.003	0.001	0.003	nd
47969	GRSC		A	F	1	90d	6d	ON	tr	nd	0.001	nd	0.003	tr	nd	0.004	tr
38262	LESC	b	A	M	1	87d	6j	ON			0.001			nd		0.003	tr
40707	LESC	b	7:0:0	5:2:0	7	88d	6d	ON			tr			nd		tr	nd
43374	LESC		0:4:0	1:3:0	4	89d	6i	ON	0.008		0.012			0.002	tr	0.004	0.003
43319	LESC		I	M	1	89d	6j	ON	nd		tr			nd	nd	tr	nd
43335	LESC		A	F	1	89d	6j	ON	nd		tr			nd	nd	tr	nd
43263	LESC		2:0:0	1:1:0	2	89d	6l	ON	tr		tr			nd	tr	tr	tr
43445	LESC		1:1:0	1:1:0	2	89d	6l	ON	0.001		0.001			nd	nd	0.005	tr
47150	LESC		4:3:0	3:4:0	7	90d	6f	ON	tr	nd	tr	tr	tr	tr	nd	tr	tr
47882	REDH		2:3:0	2:3:0	5	90d	6b	ON	nd	nd	tr	nd	nd	nd	nd	tr	tr
46359	RNDU		7:0:0	5:2:0	7	90d	6k	ON	tr		tr			nd	nd	tr	nd
Southern Ontario - Sea Ducks																	
47748	BUFF		5:1:0	5:1:0	6	90d	6b	ON	tr	nd	tr	tr	tr	tr	nd	tr	tr
47532	BUFF		5:0:0	4:1:0	5	90d	6d	ON	tr	nd	tr	nd	nd	nd	nd	tr	nd
47970	BUFF		I	F	1	90d	6d	ON	tr	nd	tr	tr	tr	nd	nd	tr	tr
47955	BUFF		1:2:0	1:2:0	3	90d	6f	ON	nd	nd	tr	nd	tr	nd	nd	tr	tr
38282	COGO	b	1:2:0	1:2:0	3	87d	6j	ON			tr			nd		0.003	tr
38292	COGO	b	A	M	1	88a	6g	ON			0.006			tr		0.012	0.002
43304	COGO		I	M	1	89d	6j	ON	nd		tr			nd	nd	0.001	tr
43307	COGO		1:1:0	1:0:1	2	89d	6j	ON	nd		tr			nd	tr	tr	tr
43308	COGO		A	F	1	89d	6j	ON	tr		tr			tr	nd	0.003	tr
43312	COGO		1:2:0	0:2:1	3	89d	6j	ON	nd		nd			tr	nd	0.001	nd
47951	COGO		2:6:0	0:8:0	8	90d	6f	ON	nd	nd	tr	tr	0.001	nd	nd	0.004	tr
38291	OLDS	b	0:4:0	2:2:0	4	88a	6g	ON			0.015			0.002		0.029	0.007
Southern Ontario - Mergansers																	
47846	COME		A	F	1	90d	6b	ON	nd	nd	0.001	tr	0.002	tr	nd	0.011	tr
47968	HOME		2:0:0	0:2:0	2	90d	6a	ON	nd	nd	tr	tr	tr	nd	nd	tr	tr
47840	HOME		3:0:0	1:2:0	3	90d	6b	ON	nd	nd	tr	tr	tr	tr	nd	0.001	tr
47924	HOME		4:2:0	2:4:0	6	90d	6i	ON	nd	tr	tr	tr	tr	tr	tr	0.002	tr
47751	RBME		1:1:0	1:1:0	2	90d	6b	ON	nd	tr	0.015	0.002	0.005	0.002	tr	0.015	0.004

Table 5: Continued

values in mg/kg wet weight

USOX #	Species		Age I:A:U	Sex F:M:U	N	Year	Mapref	Prov	PCB Congener 60	64	66/95	70	74	87	97	99	101
Northern Ontario - Geese & Swans																	
44546	CAGO		0:5:0	2:3:0	5	90b	7c	ON	nd		tr			nd	nd	tr	nd
44969	CAGO		0:9:0	6:2:1	9	90b	7d	ON	nd		nd			nd	nd	nd	nd
44790	CAGO		0:10:0	7:3:0	10	90b	7g	ON	nd		nd			nd	nd	tr	nd
44970	CAGO		0:10:0	3:7:0	10	90b	7k	ON	nd		tr			nd	tr	tr	tr
48005	CAGO		0:6:0	4:2:0	6	90d	7f	ON	nd	nd	nd	nd	nd	nd	nd	nd	nd
47280	CAGO		2:8:0	4:6:0	10	90d	7i	ON	nd	nd	tr	nd	nd	nd	nd	tr	tr
41640	LSGO		6:4:0	7:3:0	10	89b	7g	ON	nd		nd			nd	nd	nd	nd
43295	LSGO		3:7:0	5:5:0	10	89d	7g	ON	nd		nd			nd	nd	nd	nd
Northern Ontario - Dabbling Ducks																	
43364	ABDU		0:5:0	3:2:0	5	89d	7h	ON	nd		nd			nd	nd	nd	nd
39905	AGWT	b	A	F	1	88c	7e	ON						nd			nd
40473	AMWI	b	I	F	1	88d	7a	ON			tr			nd		nd	nd
40360	MALL	b	0:3:0	2:1:0	3	88c	7c	ON			nd			nd		tr	nd
40361	MALL	b	3:0:0	2:1:0	3	88c	7c	ON			nd			nd		nd	nd
40356	MALL	b	0:4:0	1:3:0	4	88c	7e	ON			nd			nd		tr	nd
40357	MALL	b	3:0:0	1:2:0	3	88c	7e	ON			nd			nd		tr	nd
40478	MALL	b	0:4:0	2:2:0	4	88d	7a	ON			tr			tr		tr	tr
40591	MALL	b	0:5:0	2:3:0	5	88d	7h	ON			nd			nd		tr	tr
43516	MALL		1:9:0	1:9:0	10	89d	7f	ON	nd		tr			nd	nd	tr	nd
43353	MALL		1:3:0	1:3:0	4	89d	7h	ON	nd		nd			nd	nd	nd	nd
43388	MALL		5:4:0	4:5:0	9	89d	7k	ON	nd		nd			nd	nd	nd	nd
44325	MALL		0:5:0	0:5:0	5	90b	7c	ON	nd		tr			nd	nd	tr	nd
44769	MALL		0:2:0	1:1:0	2	90b	7c	ON	nd		nd			nd	nd	nd	nd
47432	MALL		1:11:0	4:8:0	12	90d	7a	ON	nd	nd	nd	nd	nd	nd	nd	nd	nd
47207	MALL		0:7:0	5:2:0	7	90d	7j	ON	nd	nd	tr	tr	tr	nd	nd	tr	tr
43558	NSHO		I	F	1	89d	7f	ON	nd		tr			tr	nd	0.001	tr
43358	WODU		A	M	1	89d	7h	ON	nd		nd			nd	nd	nd	nd
47290	WODU		A	M	1	90d	7a	ON	tr	tr	tr	tr	nd	tr	nd	tr	tr
Northern Ontario - Bay Ducks																	
43555	GRSC		0:3:0	1:2:0	3	89d	7f	ON	nd		tr			nd	nd	tr	tr
43557	LESC		A	M	1	89d	7f	ON	0.002		tr			0.003	tr	0.001	0.002
47289	LESC		0:3:0	3:0:0	3	90d	7a	ON	nd	nd	nd	nd	nd	nd	nd	nd	nd
43551	RNDU		1:3:0	2:2:0	4	89d	7f	ON	nd		nd			nd	nd	tr	nd
Northern Ontario - Sea Ducks																	
43397	BUFF		I	F	1	89d	7k	ON	nd		tr			nd	nd	tr	tr
43298	COGO		0:2:0	0:2:0	2	89b	7h	ON	0.002		0.002			tr	nd	0.009	tr
43556	COGO		A	F	1	89d	7f	ON	nd		tr			0.003	tr	0.002	tr

Table 5: Continued

values in mg/kg wet weight

USOX #	Species		Age I:A:U	Sex F:M:U	N	Year	Mapref	Prov	PCB Congener 60	64	66/95	70	74	87	97	99	101
43396	COGO		3:0:0	1:2:0	3	89d	7k	ON	nd		tr			nd	nd	tr	tr
47291	COGO		A	M	1	90d	7a	ON	nd	nd	tr	nd	nd	nd	nd	tr	tr
47893	COGO		I	M	1	90d	7h	ON	nd	nd	tr	nd	nd	nd	nd	tr	nd
Northern Ontario - Mergansers																	
43344	COME		A	M	1	89b	7h	ON	0.046		0.144			0.022	nd	0.185	0.030
47285	COME		I	M	1	90d	7a	ON	tr	tr	0.005	0.001	0.003	0.002	0.002	0.003	0.004
47993	COME		A	F	1	90d	7b	ON	0.001	nd	0.002	nd	0.003	nd	nd	0.004	tr
47138	COME		0:6:0	6:0:0	6	90d	7c	ON	tr	nd	tr	nd	0.003	tr	nd	0.006	tr
47632	COME		1:2:0	2:1:0	3	90d	7h	ON	nd	nd	0.004	0.001	nd	0.001	0.001	0.010	tr
43398	HOME		I	F	1	89d	7k	ON	nd		nd			nd	nd	tr	nd
47845	HOME		4:0:0	2:2:0	4	90d	7h	ON	tr	nd	tr	nd	tr	nd	nd	tr	tr
47894	HOME		I	M	1	90d	7h	ON	tr	nd	0.001	nd	tr	tr	nd	0.004	tr
40362	RBME	b	0:2:0	2:0:0	2	88c	7c	ON			nd			nd		0.005	tr
40358	RBME	b	0:3:0	3:0:0	3	88c	7e	ON			nd			nd		0.067	0.004
47633	RBME		A	F	1	90d	7h	ON	nd	tr	0.003	nd	0.004	0.001	tr	0.018	0.001
Northern Ontario - Loons																	
40359	COLO	b	0:4:0	3:1:0	4	88b	7e	ON			0.038			0.026		0.095	0.072
40363	COLO	b	0:3:0	2:1:0	3	88c	7c	ON			nd			0.030		0.097	0.080
44315	COLO		0:6:0	2:4:0	6	90b	7c	ON	nd		0.102			0.045	0.023	0.138	0.126
46125	COLO		0:4:0	1:3:0	4	90b	7c	ON	0.011		0.028			0.017	0.007	0.035	0.033
46116	COLO		0:10:0	4:6:0	10	90b	7e	ON	nd		nd			nd	nd	nd	nd
Prairies - Terrestrial Browsers																	
69807	RUGR		0:2:0	0:2:0	2	94b	8b	YT	nd	nd	nd	nd	nd	nd	nd	nd	nd
69808	SPGR		0:3:0	2:1:0	3	94b	8b	YT	nd	nd	nd	nd	nd	nd	nd	nd	nd
Prairies - Geese & Swans																	
41780	CAGO		10:0:0	0:1:9	10	89d	8e	AB	nd		nd			nd	nd	tr	nd
63194	CAGO		4:6:0	2:8:0	10	93c	8w	MB	nd	nd	nd	nd	nd	nd	nd	nd	nd
66806	CAGO		10:0:0	5:5:0	10	93d	8aa	MB	nd	nd	nd	nd	nd	nd	nd	nd	nd
63132	CAGO		8:2:0	6:4:0	10	93d	8e	AB	nd	nd	nd	nd	nd	nd	nd	nd	nd
63050	CAGO		2:0:0	0:2:0	2	93d	8f	AB	nd	nd	nd	nd	nd	nd	nd	nd	nd
64791	CAGO		0:10:0	3:7:0	10	93d	8g	AB	nd	nd	nd	nd	nd	nd	nd	nd	nd
64022	CAGO		1:4:0	3:2:0	5	93d	8h	AB	nd	nd	nd	nd	nd	nd	nd	nd	nd
63953	CAGO		0:3:0	1:2:0	3	93d	8i	AB	nd	nd	nd	nd	nd	nd	nd	nd	nd
69250	CAGO		3:3:0	5:1:0	6	93d	8l	AB	nd	nd	nd	nd	nd	nd	nd	nd	nd
64256	CAGO		0:2:0	1:1:0	2	93d	8m	SK	nd	nd	nd	nd	nd	nd	nd	nd	nd
64258	CAGO		0:9:0	6:3:0	9	93d	8q	SK	nd	nd	nd	nd	nd	nd	nd	nd	nd
64317	CAGO		6:4:0	7:3:0	10	93d	8q	SK	nd	nd	nd	nd	nd	nd	nd	nd	nd

Table 5: Continued

values in mg/kg wet weight

USOX #	Species	Age I:A:U	Sex F:M:U	N	Year	Mapref	Prov	PCB Congener 60	64	66/95	70	74	87	97	99	101
65512	CAGO	0:3:0	1:2:0	3	93d	8q	SK	nd	nd	nd	0.004	nd	nd	nd	tr	nd
64485	CAGO	0:10:0	7:3:0	10	93d	8s	SK	nd	nd	nd	nd	nd	nd	nd	nd	nd
65777	CAGO	0:5:0	1:4:0	5	93d	8u	SK	nd	nd	nd	nd	nd	nd	nd	nd	nd
64894	CAGO	4:3:0	5:2:0	7	93d	8x	MB	nd	nd	nd	nd	nd	nd	nd	nd	nd
67133	CAGO	8:2:0	6:4:0	10	93d	8z	MB	nd	nd	nd	nd	nd	nd	nd	nd	nd
65494	CAGO	A	M	1	94b	8b	YT	nd	nd	nd	nd	nd	nd	nd	nd	nd
65505	GWFG	0:3:0	2:1:0	3	93d	8r	SK	0.002	tr	0.002	0.002	tr	nd	nd	0.001	tr
64318	GWFG	8:2:0	7:3:0	10	93d	8s	SK	nd	nd	nd	nd	nd	nd	nd	nd	nd
40311	LSGO b	0:7:0	4:3:0	7	88d	8w	MB			nd			nd		tr	nd
63183	LSGO	2:8:0	5:5:0	10	93c	8w	MB	nd	nd	nd	nd	nd	nd	nd	nd	nd
67135	LSGO	10:0:0	6:4:0	10	93d	8aa	MB	nd	nd	nd	nd	nd	nd	nd	nd	nd
69426	LSGO	1:2:0	2:1:0	3	93d	8bb	MB	nd	nd	nd	nd	nd	nd	nd	nd	nd
63948	LSGO	10:0:0	6:4:0	10	93d	8j	AB	nd	nd	nd	nd	nd	nd	nd	nd	nd
65533	LSGO	5:2:0	2:5:0	7	93d	8n	SK	nd	nd	nd	nd	nd	nd	nd	nd	nd
64556	LSGO	0:10:0	4:6:0	10	93d	8q	SK	nd	nd	nd	nd	nd	nd	nd	nd	nd
69254	LSGO	2:0:0	0:2:0	2	93d	8v	SK	nd	nd	nd	nd	nd	nd	nd	nd	nd
67713	LSGO	10:0:0	5:5:0	10	93d	8z	MB	nd	nd	nd	nd	nd	nd	nd	nd	nd
Prairies - Dabbling Ducks																
69169	ABDU	0:2:0	1:1:0	2	93d	8aa	MB	nd	nd	nd	nd	nd	nd	nd	nd	nd
64503	AGWT	A	F	1	92c	8f	AB	nd	nd	nd	nd	nd	nd	nd	nd	nd
66442	AGWT	3:4:0	4:3:0	7	93d	8aa	MB	nd	nd	nd	nd	nd	nd	nd	nd	nd
64021	AGWT	2:6:0	8:0:0	8	93d	8h	AB	nd	nd	nd	nd	nd	nd	nd	nd	nd
69248	AGWT	0:2:0	2:0:0	2	93d	8l	AB	nd	nd	nd	nd	nd	nd	nd	nd	nd
63415	AGWT	A	M	1	93d	8p	SK	nd	nd	nd	nd	nd	nd	nd	nd	nd
65746	AGWT	3:0:0	0:3:0	3	93d	8t	SK	nd	nd	nd	nd	nd	nd	nd	nd	nd
64770	AGWT	5:1:0	2:4:0	6	93d	8x	MB	nd	nd	nd	nd	nd	nd	nd	nd	nd
69877	AGWT	0:5:0	2:3:0	5	94b	8b	YT	nd	nd	nd	nd	nd	nd	nd	nd	nd
64486	AMWI	A	M	1	92c	8f	AB	nd	nd	nd	nd	nd	nd	nd	nd	nd
64501	AMWI	I	F	1	92c	8f	AB	nd	nd	nd	nd	nd	nd	nd	nd	nd
63163	AMWI	I	M	1	93d	8bb	MB	nd	nd	nd	nd	nd	nd	nd	nd	nd
63143	AMWI	I	M	1	93d	8d	AB	nd	nd	nd	nd	nd	nd	nd	nd	nd
63950	AMWI	0:10:0	5:5:0	10	93d	8h	AB	nd	nd	nd	nd	nd	nd	nd	nd	nd
69425	AMWI	0:9:0	5:4:0	9	93d	8l	AB	nd	nd	nd	nd	nd	nd	nd	nd	nd
68879	AMWI	0:2:0	2:0:0	2	94c	8c	BC	nd	nd	nd	nd	nd	nd	nd	nd	nd
64502	BWTE	A	F	1	92c	8f	AB	nd	nd	nd	nd	nd	nd	nd	nd	nd
63957	BWTE	1:1:0	1:1:0	2	93d	8h	AB	nd	nd	nd	nd	nd	nd	nd	nd	nd
63688	BWTE	3:2:0	1:4:0	5	93d	8l	AB	nd	nd	nd	nd	nd	nd	nd	nd	nd
63333	BWTE	A	F	1	93d	8q	SK	nd	nd	nd	nd	nd	nd	nd	nd	nd
65776	BWTE	2:5:0	4:3:0	7	93d	8t	SK	nd	nd	nd	nd	nd	nd	nd	nd	nd
64778	BWTE	3:0:0	2:1:0	3	93d	8x	MB	nd	nd	nd	nd	nd	nd	nd	nd	nd
67132	BWTE	1:1:0	2:0:0	2	93d	8z	MB	nd	nd	nd	nd	nd	nd	nd	nd	nd
69910	BWTE	1:1:0	1:1:0	2	94c	8c	BC	nd	nd	nd	nd	nd	nd	nd	nd	nd
64162	GADW	3:1:0	2:2:0	4	93c	8t	SK	nd	nd	nd	nd	nd	nd	nd	nd	nd
63032	GADW	I	F	1	93d	8f	AB	nd	nd	nd	nd	nd	nd	nd	nd	nd

Table 5: Continued

values in mg/kg wet weight

USOX #	Species		Age I:A:U	Sex F:M:U	N	Year	Mapref	Prov	PCB Congener 60	64	66/95	70	74	87	97	99	101
64145	GADW		0:10:0	4:6:0	10	93d	8h	AB	nd	nd	nd	nd	nd	nd	nd	nd	nd
63251	GADW		A	M	1	93d	8l	AB	nd	nd	nd	nd	nd	nd	nd	nd	nd
69251	GADW		1:8:0	3:6:0	9	93d	8l	AB	nd	nd	nd	nd	nd	nd	nd	nd	nd
64251	GADW		4:6:0	5:5:0	10	93d	8p	SK	nd	nd	nd	nd	nd	nd	nd	nd	nd
63330	GADW		A	M	1	93d	8t	SK	nd	nd	nd	nd	nd	nd	nd	nd	nd
65779	GADW		3:2:0	2:3:0	5	93d	8t	SK	nd	nd	nd	nd	nd	nd	nd	nd	nd
40230	MALL	b	I	M	1	88d	8d	AB			nd			nd		nd	nd
40876	MALL	b	0:7:0	2:5:0	7	88d	8g	AB			nd			nd		tr	nd
40442	MALL	b	2:8:0	3:7:0	10	88d	8p	SK			nd			nd		nd	nd
40299	MALL	b	0:10:0	1:9:0	10	88d	8x	MB			nd			nd		nd	nd
41769	MALL		0:10:0	2:8:0	10	89d	8g	AB	nd		nd			nd	nd	nd	nd
41758	MALL		1:9:0	0:10:0	10	89d	8h	AB	nd		nd			nd	nd	nd	nd
43500	MALL		1:2:0	2:1:0	3	89d	8s	SK	nd		nd			nd	nd	nd	nd
43531	MALL		0:10:0	6:4:0	10	89d	8t	SK	nd		nd			nd	nd	nd	nd
64505	MALL		A	F	1	92c	8f	AB	nd	nd	nd	nd	nd	nd	nd	nd	nd
64248	MALL		0:10:0	4:6:0	10	93c	8t	SK	nd	nd	nd	nd	nd	nd	nd	nd	nd
68405	MALL		1:5:0	0:6:0	6	93c	8z	MB	nd	nd	nd	nd	nd	nd	nd	nd	nd
67131	MALL		4:4:0	5:3:0	8	93d	8aa	MB	nd	nd	nd	nd	nd	nd	nd	nd	nd
69430	MALL		0:10:0	3:7:0	10	93d	8bb	MB	nd	nd	nd	nd	nd	nd	nd	nd	nd
63140	MALL		3:4:0	3:4:0	7	93d	8d	AB	nd	nd	nd	nd	nd	nd	nd	nd	nd
63047	MALL		1:8:0	6:3:0	9	93d	8f	AB	nd	nd	nd	nd	nd	nd	nd	nd	nd
64667	MALL		0:10:0	7:3:0	10	93d	8g	AB	nd	nd	nd	nd	nd	nd	nd	nd	nd
63952	MALL		0:10:0	6:4:0	10	93d	8h	AB	nd	nd	nd	nd	nd	nd	nd	nd	nd
63949	MALL		5:5:0	7:3:0	10	93d	8i	AB	nd	nd	nd	nd	nd	nd	nd	nd	nd
69261	MALL		0:10:0	3:7:0	10	93d	8k	AB	nd	nd	nd	nd	nd	nd	nd	nd	nd
69428	MALL		0:10:0	4:6:0	10	93d	8l	AB	nd	nd	nd	nd	nd	nd	nd	nd	nd
64161	MALL		0:3:0	2:1:0	3	93d	8m	SK	nd	nd	nd	nd	nd	nd	nd	nd	nd
65303	MALL		0:9:0	2:7:0	9	93d	8n	SK	0.002	tr	0.002	0.002	0.001	nd	nd	nd	tr
64160	MALL		4:4:0	4:4:0	8	93d	8p	SK	nd	nd	nd	nd	nd	nd	nd	nd	nd
63331	MALL		A	M	1	93d	8q	SK	nd	nd	nd	nd	nd	nd	nd	nd	nd
64247	MALL		0:2:0	0:2:0	2	93d	8q	SK	nd	nd	nd	nd	nd	nd	nd	nd	nd
63352	MALL		A	M	1	93d	8s	SK	nd	nd	nd	nd	nd	nd	nd	nd	nd
69255	MALL		3:0:0	1:2:0	3	93d	8v	SK	nd	nd	nd	nd	nd	nd	nd	nd	nd
64771	MALL		8:2:0	2:8:0	10	93d	8x	MB	nd	nd	nd	nd	nd	nd	nd	nd	nd
66976	MALL		6:4:0	6:4:0	10	93d	8z	MB	nd	nd	nd	nd	nd	nd	nd	nd	nd
69886	MALL		0:5:0	1:4:0	5	94b	8b	YT	nd	nd	nd	nd	nd	nd	nd	nd	nd
63947	NOPI		A	F	1	93d	8aa	MB	nd	nd	nd	nd	nd	nd	nd	nd	nd
64769	NOPI		8:2:0	5:5:0	10	93d	8g	AB	nd	nd	nd	nd	nd	nd	nd	nd	nd
63975	NOPI		1:4:0	3:2:0	5	93d	8h	AB	nd	nd	nd	nd	nd	nd	nd	nd	nd
63720	NOPI		A	F	1	93d	8k	AB	nd	nd	nd	nd	nd	nd	nd	nd	nd
69429	NOPI		2:8:0	6:4:0	10	93d	8l	AB	nd	nd	nd	nd	nd	nd	nd	nd	nd
63332	NOPI		A	M	1	93d	8q	SK	nd	nd	nd	nd	nd	nd	nd	nd	nd
63205	NOPI		1:9:0	4:6:0	10	93d	8w	MB	nd	nd	nd	nd	nd	nd	nd	nd	nd
64976	NOPI		8:0:0	7:1:0	8	93d	8x	MB	0.002	tr	0.002	0.002	tr	nd	nd	nd	nd
65495	NOPI		A	F	1	94b	8b	YT	nd	nd	nd	nd	nd	nd	nd	nd	nd
68421	NOPI		A	F	1	94c	8c	BC	nd	nd	nd	nd	nd	nd	nd	nd	nd

Table 5: Continued

values in mg/kg wet weight

USOX #	Species	Age I:A:U	Sex F:M:U	N	Year	Mapref	Prov	PCB Congener 60	64	66/95	70	74	87	97	99	101
66805	NSHO	4:2:0	4:2:0	6	93d	8aa	MB	nd	nd	nd	nd	tr	nd	nd	nd	nd
65803	NSHO	2:0:0	2:0:0	2	93d	8d	AB	nd	nd	nd	nd	nd	nd	nd	nd	nd
63974	NSHO	2:3:0	4:1:0	5	93d	8h	AB	nd	nd	nd	nd	nd	nd	nd	nd	nd
64745	NSHO	10:0:0	5:5:0	10	93d	8x	MB	nd	nd	nd	nd	nd	nd	nd	nd	nd
Prairies - Bay Ducks																
70159	CANV	10:0:0	3:7:0	10	92c	8f	AB	nd	nd	nd	nd	nd	nd	nd	nd	nd
43542	LESC	3:5:2	4:6:0	10	89d	8p	SK	nd		nd			nd	nd	tr	nd
69236	LESC	2:0:0	1:1:0	2	93d	8cc	MB	nd	nd	nd	nd	nd	nd	nd	nd	nd
63046	LESC	I	F	1	93d	8f	AB	nd	nd	nd	nd	nd	nd	nd	nd	nd
63267	LESC	I	F	1	93d	8h	AB	nd	nd	nd	nd	nd	nd	nd	nd	nd
63324	LESC	A	M	1	93d	8o	SK	nd	nd	nd	nd	nd	nd	nd	nd	nd
64159	LESC	0:10:0	5:5:0	10	93d	8p	SK	nd	nd	nd	nd	nd	nd	nd	nd	nd
63349	LESC	A	M	1	93d	8q	SK	nd	nd	nd	nd	nd	nd	nd	tr	nd
64790	LESC	2:8:0	1:9:0	10	93d	8x	MB	nd	nd	nd	nd	tr	nd	nd	0.002	nd
67134	LESC	5:4:0	4:5:0	9	93d	8z	MB	nd	nd	nd	nd	nd	nd	nd	nd	nd
69566	LESC	I	M	1	94d	8a	YT	nd	nd	nd	nd	nd	nd	nd	nd	nd
63678	REDH	3:2:0	3:2:0	5	93d	8bb	MB	nd	nd	nd	nd	nd	nd	nd	nd	nd
69249	REDH	0:3:0	3:0:0	3	93d	8l	AB	nd	nd	nd	nd	nd	nd	nd	nd	nd
67292	REDH	0:10:0	3:7:0	10	93d	8y	MB	nd	nd	nd	nd	nd	nd	nd	nd	nd
68161	RNDU	6:2:0	3:5:0	8	93d	8cc	MB	nd	nd	nd	nd	nd	nd	nd	nd	nd
63045	RNDU	I	F	1	93d	8f	AB	nd	nd	nd	nd	nd	nd	nd	nd	nd
69554	RNDU	A	F	1	94b	8b	YT	nd	nd	nd	nd	nd	nd	nd	nd	nd
Prairies - Sea Ducks																
63325	BUFF	A	F	1	93d	8o	SK	nd	nd	nd	nd	nd	nd	nd	nd	nd
69170	BUFF	2:0:0	1:1:0	2	93d	8z	MB	nd	nd	nd	nd	nd	nd	nd	nd	nd
69601	BUFF	0:2:0	2:0:0	2	94b	8b	YT	nd	nd	nd	nd	nd	nd	nd	nd	nd
69805	BUFF	0:3:0	1:2:0	3	94b	8b	YT	nd	nd	nd	nd	nd	nd	nd	0.002	nd
43491	COGO	5:1:0	2:4:0	6	89d	8p	SK	nd		nd			nd	nd	tr	nd
43496	COGO	4:0:0	2:2:0	4	89d	8p	SK	nd		tr			nd	nd	tr	tr
63048	COGO	4:1:0	2:3:0	5	93d	8f	AB	nd	nd	nd	nd	nd	nd	nd	nd	nd
69892	COGO	1:4:0	0:5:0	5	94b	8b	YT	nd	nd	nd	nd	nd	nd	nd	0.002	nd
69565	SUSC	I	F	1	94d	8a	YT	nd	nd	nd	nd	nd	nd	nd	nd	nd
69564	WWSC	I	F	1	94d	8a	YT	nd	nd	nd	nd	nd	nd	nd	nd	nd
Pacific - Terrestrial Browsers																
69891	PTAR	0:6:0	2:4:0	6	94d	9b	YT	nd	nd	nd	nd	nd	nd	nd	nd	nd
69246	ROPT	0:3:0	1:2:0	3	94b	9a	YT	nd	nd	nd	nd	nd	nd	nd	nd	nd
65543	RUGR	A	M	1	94b	9a	YT	nd	nd	nd	nd	nd	nd	nd	nd	nd
68850	RUGR	A	M	1	94d	9b	YT	nd	nd	nd	nd	nd	nd	nd	nd	nd
69247	SPGR	0:4:0	1:3:0	4	94b	9a	YT	nd	nd	nd	nd	nd	nd	nd	nd	nd

Table 5: Continued

values in mg/kg wet weight

USOX #	Species	Age I:A:U	Sex F:M:U	N	Year	Mapref	Prov	PCB Congener 60	64	66/95	70	74	87	97	99	101
66034	SPGR	0:3:0	2:1:0	3	94b	9b	YT	nd	nd	nd	nd	nd	nd	nd	nd	nd
69078	SPGR	0:5:0	3:2:0	5	94b	9b	YT	nd	nd	nd	nd	nd	nd	nd	nd	nd
68849	SPGR	0:4:0	2:2:0	4	94d	9b	YT	nd	nd	nd	nd	nd	nd	nd	nd	nd
69238	WIPT	0:2:0	1:1:0	2	94b	9a	YT	nd	nd	nd	nd	nd	nd	nd	nd	nd
69602	WIPT	0:2:0	0:2:0	2	94b	9b	YT	nd	nd	nd	nd	nd	nd	nd	nd	nd
69603	WIPT	0:3:0	2:1:0	3	94c	9b	YT	nd	nd	nd	nd	nd	nd	nd	nd	nd
Pacific - Geese & Swans																
70336	BLBR	0:6:0	2:4:0	6	95a	9j	BC	nd	nd	nd	nd	nd	nd	nd	nd	nd
43846	CAGO	0:4:0	2:2:0	4	90a	9j	BC	nd		nd			nd	nd	tr	nd
66044	CAGO	0:2:0	1:1:0	2	94b	9b	YT	nd	nd	nd	nd	nd	nd	nd	nd	nd
70333	CAGO	0:5:0	3:2:0	5	94d	9j	BC	nd	nd	nd	nd	nd	nd	nd	nd	nd
70229	CAGO	A	M	1	94d	9k	BC	nd	nd	nd	nd	nd	nd	nd	nd	nd
68965	CAGO	0:5:0	2:3:0	5	94d	9l	BC	nd	nd	nd	nd	nd	nd	nd	nd	nd
Pacific - Dabbling Ducks																
43479	AGWT	I	M	1	89d	9j	BC	nd		nd			nd	nd	tr	nd
69456	AGWT	0:7:0	2:5:0	7	92b	9b	YT	nd	nd	nd	nd	nd	nd	nd	0.002	nd
66008	AGWT	A	M	1	93b	9b	YT	nd	nd	nd	nd	nd	nd	nd	nd	nd
65306	AGWT	0:2:0	0:2:0	2	94b	9b	YT	nd	nd	nd	nd	nd	nd	nd	nd	nd
69878	AGWT	0:2:0	2:0:0	2	94b	9b	YT	nd	nd	nd	nd	nd	nd	nd	nd	nd
69879	AGWT	4:0:0	1:3:0	4	94b	9b	YT	nd	nd	nd	nd	nd	nd	nd	nd	nd
68492	AGWT	0:10:0	2:8:0	10	94d	9e	BC	nd	nd	nd	nd	nd	nd	nd	nd	nd
68652	AGWT	0:2:0	1:1:0	2	94d	9f	BC	nd	nd	nd	nd	nd	nd	nd	nd	nd
68676	AGWT	3:5:0	5:3:0	8	94d	9g	BC	nd	nd	nd	nd	nd	nd	nd	nd	nd
68691	AGWT	0:2:0	2:0:0	2	94d	9g	BC	nd	nd	nd	nd	nd	nd	nd	nd	nd
69144	AGWT	0:10:0	5:5:0	10	94d	9h	BC	nd	nd	nd	nd	nd	nd	nd	nd	nd
69165	AGWT	3:6:0	6:3:0	9	94d	9i	BC	nd	nd	nd	nd	nd	nd	nd	nd	nd
70259	AGWT	0:2:0	1:1:0	2	94d	9i	BC	nd	nd	nd	nd	nd	nd	nd	nd	nd
68941	AGWT	A	F	1	94d	9j	BC	nd	nd	nd	nd	nd	nd	nd	nd	nd
68942	AGWT	2:6:0	4:4:0	8	94d	9j	BC	nd	nd	nd	nd	nd	nd	nd	nd	nd
70255	AGWT	1:3:0	4:0:0	4	94d	9j	BC	nd	nd	nd	nd	nd	nd	nd	nd	nd
68439	AGWT	2:8:0	7:3:0	10	94d	9k	BC	nd	nd	nd	nd	nd	nd	nd	nd	nd
68797	AGWT	1:4:0	3:2:0	5	94d	9m	BC	nd	nd	nd	nd	nd	nd	nd	nd	nd
43478	AMWI	0:2:0	1:1:0	2	89d	9j	BC	nd		nd			nd	nd	tr	nd
69880	AMWI	0:2:0	0:2:0	2	94b	9b	YT	nd	nd	nd	nd	nd	nd	nd	nd	nd
69881	AMWI	0:4:0	1:3:0	4	94b	9b	YT	nd	nd	nd	nd	nd	nd	nd	nd	nd
68481	AMWI	2:4:0	3:3:0	6	94d	9e	BC	nd	nd	nd	nd	nd	nd	nd	nd	nd
68649	AMWI	5:5:0	5:5:0	10	94d	9f	BC	nd	nd	nd	nd	nd	nd	nd	nd	nd
68688	AMWI	0:2:0	2:0:0	2	94d	9g	BC	nd	nd	nd	nd	nd	nd	nd	nd	nd
70337	AMWI	1:1:0	0:2:0	2	94d	9g	BC	nd	nd	nd	nd	nd	nd	nd	nd	nd
70316	AMWI	2:4:0	4:2:0	6	94d	9h	BC	nd	nd	nd	nd	nd	nd	nd	nd	nd
70328	AMWI	1:1:0	2:0:0	2	94d	9i	BC	nd	nd	nd	nd	nd	nd	nd	nd	nd
70300	AMWI	0:10:0	3:7:0	10	94d	9j	BC	nd	nd	nd	nd	nd	nd	nd	nd	nd

Table 5: Continued

values in mg/kg wet weight

USOX #	Species		Age I:A:U	Sex F:M:U	N	Year	Mapref	Prov	PCB Congener 60	64	66/95	70	74	87	97	99	101
68433	AMWI		4:6:0	5:5:0	10	94d	9k	BC	nd	nd	nd	nd	nd	nd	nd	nd	nd
70338	AMWI		0:2:0	1:1:0	2	94d	9k	BC	nd	nd	nd	nd	nd	nd	nd	nd	nd
68796	AMWI		0:5:0	3:2:0	5	94d	9m	BC	nd	nd	nd	nd	nd	nd	nd	nd	nd
70340	AMWI		0:2:0	2:0:0	2	95a	9h	BC	nd	nd	nd	nd	nd	nd	nd	nd	nd
70329	AMWI		0:3:0	0:3:0	3	95a	9l	BC	nd	nd	nd	nd	nd	nd	nd	nd	nd
68503	BWTE		9:1:0	6:4:0	10	94d	9e	BC	nd	nd	nd	nd	nd	nd	nd	nd	nd
68651	BWTE		3:3:0	5:1:0	6	94d	9f	BC	nd	nd	nd	nd	nd	nd	nd	nd	nd
68692	BWTE		A	F	1	94d	9g	BC	nd	nd	nd	nd	nd	nd	nd	nd	nd
68457	BWTE		4:0:0	0:4:0	4	94d	9k	BC	nd	nd	nd	nd	nd	nd	nd	nd	nd
70332	BWTE		0:2:0	2:0:0	2	94d	9k	BC	nd	nd	nd	nd	nd	nd	nd	nd	nd
68685	GADW		I	M	1	94d	9g	BC	nd	nd	nd	nd	nd	nd	nd	nd	nd
70254	GADW		0:2:0	2:0:0	2	94d	9j	BC	nd	nd	nd	nd	nd	nd	nd	nd	nd
68415	GADW		4:5:0	5:4:0	9	94d	9k	BC	nd	nd	nd	nd	nd	nd	nd	nd	nd
70231	GADW		I	M	1	94d	9k	BC	nd	nd	nd	nd	nd	nd	nd	nd	nd
70339	GADW		2:0:0	2:0:0	2	94d	9l	BC	nd	nd	nd	nd	nd	nd	nd	nd	nd
70290	GADW		1:1:0	0:2:0	2	94d	9m	BC	nd	nd	nd	nd	nd	nd	nd	nd	nd
43276	MALL		0:8:0	2:6:0	8	88b	9b	YT	nd		nd			nd	nd	nd	nd
40427	MALL	b	4:4:0	7:1:0	8	88d	9b	YT			nd			nd		nd	nd
40339	MALL	b	0:10:0	3:7:0	10	88d	9i	BC			nd			nd		tr	nd
40324	MALL	b	0:8:0	3:5:0	8	88d	9j	BC			tr			nd		nd	nd
40808	MALL	b	0:7:0	4:3:0	7	88d	9k	BC			tr			nd		tr	tr
43277	MALL		0:6:0	2:4:0	6	88d	9m	BC	nd		nd			nd	nd	nd	nd
43444	MALL		0:6:0	3:3:0	6	89d	9l	BC	nd		nd			nd	nd	nd	nd
69373	MALL		0:2:0	0:2:0	2	94b	9a	YT	nd	nd	nd	nd	nd	nd	nd	nd	nd
65998	MALL		0:7:0	1:6:0	7	94b	9b	YT	nd	nd	nd	nd	nd	nd	nd	nd	nd
66041	MALL		0:4:0	1:3:0	4	94b	9b	YT	nd	nd	nd	nd	nd	nd	nd	nd	nd
65317	MALL		A	M	1	94b	9c	YT	nd	nd	nd	nd	nd	nd	nd	nd	nd
69604	MALL		0:2:0	0:2:0	2	94b	9c	YT	nd	nd	nd	nd	nd	nd	nd	nd	nd
69580	MALL		0:8:0	4:4:0	8	94d	9d	BC	nd	nd	0.002	nd	0.001	nd	nd	0.002	nd
68468	MALL		5:5:0	4:6:0	10	94d	9e	BC	nd	nd	nd	nd	nd	nd	nd	nd	nd
68616	MALL		6:4:0	6:4:0	10	94d	9f	BC	nd	nd	nd	nd	nd	nd	nd	nd	nd
68680	MALL		1:9:0	4:5:1	10	94d	9g	BC	nd	nd	nd	nd	nd	nd	nd	nd	nd
69133	MALL		1:9:0	6:4:0	10	94d	9h	BC	nd	nd	nd	nd	nd	nd	nd	nd	nd
69582	MALL		0:7:0	4:3:0	7	94d	9l	BC	nd	nd	nd	nd	nd	nd	nd	nd	nd
68948	MALL		0:5:0	4:1:0	5	94d	9j	BC	nd	nd	nd	nd	nd	nd	nd	nd	nd
70157	MALL		0:10:0	5:5:0	10	94d	9j	BC	nd	nd	nd	nd	nd	nd	nd	nd	nd
68450	MALL		0:10:0	3:7:0	10	94d	9k	BC	nd	nd	nd	nd	nd	nd	nd	nd	nd
68871	MALL		0:8:0	3:5:0	8	94d	9k	BC	nd	nd	nd	nd	nd	nd	nd	nd	nd
70262	MALL		0:2:0	0:2:0	2	94d	9k	BC	nd	nd	nd	nd	nd	nd	nd	nd	nd
68959	MALL		1:9:0	4:6:0	10	94d	9l	BC	nd	nd	nd	nd	nd	nd	nd	nd	nd
68795	MALL		2:3:0	4:1:0	5	94d	9m	BC	nd	nd	nd	nd	nd	nd	nd	nd	nd
70135	MALL		A	F	1	95a	9i	BC	nd	nd	nd	nd	nd	nd	nd	nd	nd
41859	NOPI	a	1:11:0	2:10:0	12	88b	9b	YT	nd		nd			nd	nd	tr	nd
43471	NOPI		1:2:0	2:1:0	3	89d	9j	BC	nd		nd			nd	nd	tr	nd
69262	NOPI		0:2:0	1:1:0	2	94b	9a	YT	nd	nd	nd	nd	nd	nd	nd	nd	nd
69708	NOPI		0:2:0	1:1:0	2	94b	9b	YT	nd	nd	nd	nd	nd	nd	nd	nd	nd

Table 5: Continued

values in mg/kg wet weight

USOX #	Species	Age I:A:U	Sex F:M:U	N	Year	Mapref	Prov	PCB Congener 60	64	66/95	70	74	87	97	99	101
68653	NOPI	0:6:0	3:3:0	6	94d	9f	BC	nd	nd	nd	nd	nd	nd	nd	nd	nd
70267	NOPI	3:4:0	2:5:0	7	94d	9h	BC	nd	nd	nd	nd	nd	nd	nd	nd	nd
70136	NOPI	A	F	1	94d	9i	BC	nd	nd	nd	nd	nd	nd	nd	nd	nd
70158	NOPI	0:10:0	7:3:0	10	94d	9i	BC	nd	nd	nd	nd	nd	nd	nd	nd	nd
70296	NOPI	1:5:0	5:1:0	6	94d	9j	BC	nd	nd	nd	nd	nd	nd	nd	nd	nd
68422	NOPI	0:5:0	1:4:0	5	94d	9k	BC	nd	nd	nd	nd	nd	nd	nd	nd	nd
70244	NOPI	A	F	1	94d	9k	BC	nd	nd	nd	nd	nd	nd	nd	nd	nd
43475	NSHO	2:1:0	2:1:0	3	89d	9j	BC	nd		nd			nd	nd	tr	nd
69372	NSHO	0:3:0	1:2:0	3	94b	9a	YT	0.004	nd	nd	nd	nd	nd	nd	0.002	nd
68650	NSHO	0:8:0	4:4:0	8	94d	9f	BC	nd	nd	nd	nd	nd	nd	nd	nd	nd
70260	NSHO	4:0:0	1:3:0	4	94d	9j	BC	nd	nd	nd	nd	nd	nd	nd	nd	nd
68885	NSHO	0:6:0	3:3:0	6	94d	9k	BC	nd	nd	nd	nd	nd	nd	nd	nd	nd
70291	NSHO	1:2:0	1:2:0	3	94d	9k	BC	nd	nd	nd	nd	nd	nd	nd	nd	nd
70217	NSHO	I	M	1	94d	9m	BC	nd	nd	nd	nd	nd	nd	nd	nd	nd
Pacific - Bay Ducks																
40418	GRSC b	I	F	1	88d	9i	BC			nd			nd		nd	nd
69155	GRSC	1:1:0	1:1:0	2	95a	9i	BC	nd	nd	nd	nd	nd	nd	nd	nd	nd
70342	GRSC	1:4:0	0:5:0	5	95a	9j	BC	0.002	nd	0.004	nd	0.003	nd	nd	0.007	tr
40417	LESC ab	I	F	1	88d	9b	YT			nd			nd		nd	nd
43437	LESC	2:0:0	2:0:0	2	89d	9l	BC	nd		nd			nd	nd	nd	nd
45979	LESC	0:10:0	1:9:0	10	90b	9b	YT	tr		tr			tr	nd	0.003	tr
66038	LESC	0:5:0	5:0:0	5	94b	9b	YT	nd	nd	nd	nd	nd	nd	nd	0.003	nd
70214	LESC	A	F	1	94d	9g	BC	nd	nd	nd	nd	nd	nd	nd	nd	nd
70239	LESC	A	F	1	94d	9k	BC	nd	nd	nd	nd	nd	nd	nd	nd	nd
66028	RNDU	A	F	1	94b	9b	YT	nd	nd	nd	nd	nd	nd	nd	nd	nd
68473	RNDU	1:1:0	1:1:0	2	94d	9e	BC	nd	nd	nd	nd	nd	nd	nd	nd	nd
68693	RNDU	I	M	1	94d	9f	BC	nd	nd	nd	nd	nd	nd	nd	nd	nd
68667	RNDU	2:0:0	0:2:0	2	94d	9g	BC	nd	nd	nd	nd	nd	nd	nd	nd	nd
68684	RNDU	0:2:0	2:0:0	2	94d	9g	BC	nd	nd	nd	nd	nd	nd	nd	nd	nd
70292	RNDU	1:1:0	2:0:0	2	94d	9k	BC	nd	nd	nd	nd	nd	nd	nd	nd	nd
Pacific - Sea Ducks																
66025	BAGO	0:3:0	1:2:0	3	94b	9b	YT	nd	nd	nd	nd	nd	nd	nd	nd	nd
65315	BAGO	0:4:0	2:2:0	4	94b	9c	YT	nd	nd	nd	nd	nd	nd	nd	nd	nd
70261	BAGO	0:3:0	3:0:0	3	94d	9d	BC	nd	nd	0.003	nd	nd	nd	nd	nd	nd
68664	BAGO	0:3:0	3:0:0	3	94d	9g	BC	nd	nd	nd	nd	nd	nd	nd	tr	nd
70294	BAGO	0:3:0	1:2:0	3	94d	9h	BC	nd	nd	nd	nd	nd	nd	nd	nd	nd
70334	BAGO	0:2:0	1:1:0	2	95a	9h	BC	nd	nd	nd	nd	nd	nd	nd	tr	nd
70293	BAGO	0:3:0	2:1:0	3	95a	9i	BC	nd	nd	nd	nd	nd	nd	nd	0.001	nd
70341	BAGO	0:2:0	0:2:0	2	95a	9j	BC	nd	nd	0.001	nd	tr	nd	nd	0.003	nd
65310	BUFF	0:3:0	2:1:0	3	94b	9c	YT	nd	nd	nd	nd	nd	nd	nd	nd	nd
69600	BUFF	0:3:0	2:1:0	3	94b	9c	YT	nd	nd	nd	nd	nd	nd	nd	nd	nd
70069	BUFF	4:4:0	3:5:0	8	94d	9d	BC	tr	nd	tr	nd	tr	nd	nd	tr	tr

Table 5: Continued

values in mg/kg wet weight

USOX #	Species	Age I:A:U	Sex F:M:U	N	Year	Mapref	Prov	PCB Congener 60	64	66/95	70	74	87	97	99	101
68519	BUFF	2:6:0	6:2:0	8	94d	9e	BC	nd	nd	nd	nd	nd	nd	nd	nd	nd
68660	BUFF	0:6:0	3:3:0	6	94d	9g	BC	nd	nd	nd	nd	nd	nd	nd	nd	nd
70213	BUFF	I	M	1	94d	9g	BC	nd	nd	nd	nd	nd	nd	nd	nd	nd
71065	BUFF	2:5:0	7:0:0	7	94d	9h	BC	nd	nd	nd	nd	nd	nd	nd	0.001	nd
70326	BUFF	0:4:0	1:3:0	4	94d	9i	BC	nd	nd	nd	nd	nd	nd	nd	nd	nd
63049	BUFF	0:3:0	2:1:0	3	94d	9j	BC	nd	nd	nd	nd	nd	nd	nd	nd	nd
68525	BUFF	A	M	1	94d	9k	BC	nd	nd	tr	nd	tr	nd	nd	tr	nd
70327	BUFF	1:4:0	1:4:0	5	94d	9k	BC	nd	nd	nd	nd	nd	nd	nd	nd	nd
70330	BUFF	1:1:0	0:2:0	2	94d	9k	BC	nd	nd	nd	nd	nd	nd	nd	tr	nd
70331	BUFF	1:1:0	1:1:0	2	94d	9l	BC	nd	nd	nd	nd	nd	nd	nd	nd	nd
70303	BUFF	0:3:0	0:3:0	3	95a	9i	BC	nd	nd	nd	nd	nd	nd	nd	nd	nd
70335	BUFF	0:3:0	0:3:0	3	95a	9j	BC	nd	nd	nd	nd	nd	nd	nd	0.002	nd
41747	COGO	1:0:5	3:3:0	6	89d	9b	YT	nd		nd			nd	nd	nd	nd
43434	COGO	3:1:0	2:2:0	4	89d	9l	BC	tr		tr			nd	nd	0.002	nd
65316	COGO	A	F	1	94b	9c	YT	nd	nd	nd	nd	nd	nd	nd	0.001	nd
70253	COGO	3:3:0	3:3:0	6	94d	9d	BC	nd	nd	0.002	nd	nd	nd	nd	0.001	nd
68510	COGO	2:3:0	3:2:0	5	94d	9e	BC	nd	nd	tr	tr	tr	tr	nd	tr	tr
68523	COGO	3:0:0	1:2:0	3	94d	9k	BC	nd	nd	nd	nd	tr	nd	nd	tr	nd
70230	COGO	A	M	1	94d	9k	BC	nd	nd	nd	nd	nd	nd	nd	nd	nd
69809	OLDS	1:2:0	1:2:0	3	94d	9c	YT	nd	nd	nd	nd	nd	nd	nd	0.002	nd
43463	SUSC	0:10:0	3:7:0	10	89d	9j	BC	tr		tr			nd	nd	0.001	tr
43501	SUSC	0:3:0	1:2:0	3	89d	9j	BC	nd		nd			nd	nd	tr	nd
45988	SUSC	0:4:0	1:3:0	4	90b	9b	YT	tr		tr			tr	nd	0.004	tr
46015	WWSC a	1:5:0	0:6:0	6	90b	9b	YT	nd		tr			nd	nd	tr	tr
Pacific - Mergansers																
68799	HOME	0:3:0	2:1:0	3	94d	9m	BC	nd	nd	nd	nd	nd	nd	nd	nd	nd
70134	HOME	A	M	1	95a	9l	BC	nd	nd	nd	nd	nd	nd	nd	0.001	nd
Eastern Arctic - Terrestrial Browsers																
52147	ROPT	A	F	1	91c	10o	PQ	nd	nd	nd	nd	nd	tr	nd	nd	tr
52145	ROPT	1:2:0	1:2:0	3	91d	10o	PQ	nd	nd	tr	nd	nd	nd	nd	nd	tr
55517	ROPT	0:4:0	2:2:0	4	92b	10i	PQ	tr	nd	tr	tr	nd	tr	nd	tr	tr
64154	ROPT	0:5:0	3:2:0	5	93b	10d	NT	nd	nd	nd	nd	nd	nd	nd	nd	nd
63539	ROPT	0:10:0	4:6:0	10	93d	10a	NT	nd	nd	nd	nd	nd	nd	nd	nd	nd
64484	ROPT	0:9:0	5:4:0	9	94a	10k	NT	nd	nd	nd	nd	nd	nd	nd	nd	nd
52146	WIPT	I	M	1	91c	10o	PQ	nd	nd	tr	nd	nd	nd	nd	nd	tr
56233	WIPT	A	M	1	92d	10i	PQ	nd	nd	nd	nd	nd	nd	nd	nd	nd
60489	WIPT	0:5:0	3:2:0	5	93b	10d	NT	nd	nd	nd	nd	nd	nd	nd	nd	nd

Table 5: Continued

values in mg/kg wet weight

USOX #	Species	Age I:A:U	Sex F:M:U	N	Year	Mapref	Prov	PCB Congener 60	64	66/95	70	74	87	97	99	101
Eastern Arctic - Geese & Swans																
44153	CAGO	0:13:0	6:7:0	13	89c	10m	PQ	nd		nd			nd	nd	tr	nd
46654	CAGO	9:0:1	9:1:0	10	90b	10k	NT	nd		nd			nd	nd	nd	nd
49246	CAGO	0:2:0	1:1:0	2	91b	10e	NT	nd	nd	nd	nd	nd	nd	nd	nd	nd
51805	CAGO	I	M	1	91c	10i	PQ	nd	nd	nd	nd	nd	nd	nd	nd	nd
50258	CAGO	1:4:0	4:1:0	5	91c	10o	PQ	nd	nd	nd	nd	nd	nd	nd	tr	nd
51978	CAGO	2:0:0	0:2:0	2	91d	10j	PQ	nd	nd	nd	nd	nd	nd	nd	nd	nd
51979	CAGO	0:2:0	2:0:0	2	91d	10j	PQ	nd	nd	nd	nd	nd	nd	nd	nd	nd
55497	CAGO	A	F	1	92b	10i	PQ	nd	nd	nd	nd	nd	nd	nd	nd	nd
55554	CAGO	0:8:0	2:6:0	8	92b	10p	LB	nd	nd	tr	nd	tr	nd	nd	tr	nd
55671	CAGO	0:3:0	3:0:0	3	92c	10l	PQ	nd	nd	nd	nd	nd	nd	nd	tr	nd
56200	CAGO	0:6:0	4:2:0	6	92d	10i	PQ	nd	nd	nd	nd	nd	nd	nd	nd	nd
56193	CAGO	A	M	1	92d	10n	PQ	nd	nd	nd	nd	nd	nd	nd	nd	nd
69056	CAGO	1:5:0	4:2:0	6	93b	10c	NT	nd	nd	nd	nd	nd	nd	nd	nd	nd
60490	CAGO	0:10:0	3:7:0	10	93b	10d	NT	nd	nd	nd	nd	nd	nd	nd	nd	nd
69077	CAGO	0:7:0	4:3:0	7	93b	10e	NT	nd	nd	nd	nd	nd	nd	nd	nd	nd
64510	CAGO	I	F	1	93d	10p	LB	nd	nd	nd	nd	nd	nd	nd	nd	nd
56632	GSGO	0:10:0	9:1:0	10	92c	10b	NT	nd	nd	nd	nd	tr	nd	nd	tr	nd
57008	GSGO	8:0:0	3:5:0	8	92c	10b	NT	nd	nd	nd	nd	nd	nd	nd	nd	nd
43107	LSGO	0:4:0	4:0:0	4	89b	10e	NT	nd		nd			nd	nd	nd	nd
43108	LSGO	0:6:0	0:6:0	6	89b	10e	NT	nd		nd			nd	nd	tr	nd
49331	LSGO	I	F	1	91b	10e	NT	nd	nd	nd	nd	nd	nd	nd	nd	nd
49332	LSGO	0:7:0	0:7:0	7	91b	10e	NT	nd	nd	nd	nd	nd	nd	nd	nd	nd
49333	LSGO	0:7:0	7:0:0	7	91b	10e	NT	nd	nd	nd	nd	nd	nd	nd	nd	nd
51795	LSGO	0:4:0	1:3:0	4	91b	10i	PQ	nd	nd	nd	nd	nd	nd	nd	nd	nd
51798	LSGO	1:1:0	1:1:0	2	91d	10j	PQ	nd	nd	nd	nd	nd	nd	nd	nd	nd
55334	LSGO	0:5:0	4:1:0	5	92b	10i	PQ	nd	nd	nd	nd	tr	nd	nd	tr	nd
55339	LSGO	0:4:0	2:2:0	4	92b	10n	PQ	nd	nd	nd	nd	nd	nd	nd	nd	nd
55673	LSGO	A	M	1	92c	10l	PQ	nd	nd	nd	nd	nd	nd	nd	nd	nd
55672	LSGO	A	M	1	92c	10n	PQ	nd	nd	tr	nd	nd	nd	nd	nd	nd
56073	LSGO	1:8:0	3:6:0	9	92d	10i	PQ	nd	nd	nd	nd	nd	nd	nd	nd	nd
64533	LSGO	0:10:0	5:5:0	10	93b	10c	NT	nd	nd	nd	nd	nd	nd	nd	nd	nd
69049	LSGO	0:10:0	6:4:0	10	93b	10e	NT	nd	nd	nd	nd	nd	nd	nd	nd	nd
60926	LSGO	0:10:0	7:3:0	10	93b	10g	NT	nd	nd	nd	nd	nd	nd	nd	nd	nd
Eastern Arctic - Dabbling Ducks																
44194	ABDU	0:9:0	4:5:0	9	89c	10m	PQ	tr		tr			tr	nd	0.001	tr
44163	AGWT	0:5:0	4:1:0	5	89c	10m	PQ	nd		nd			nd	nd	tr	nd
44238	NOPI	0:6:0	4:2:0	6	89c	10m	PQ	nd		nd			nd	nd	nd	nd

Table 5: Continued

values in mg/kg wet weight

USOX #	Species	Age I:A:U	Sex F:M:U	N	Year	Mapref	Prov	PCB Congener 60	64	66/95	70	74	87	97	99	101
Eastern Arctic - Bay Ducks																
44249	RNDU	A	M	1	89c	10m	PQ	nd		tr			nd	nd	tr	tr
Eastern Arctic - Sea Ducks																
44135	BLSC	0:8:0	8:0:0	8	89c	10m	PQ	tr		0.001			tr	tr	0.004	tr
51769	BLSC	0:5:0	5:0:0	5	91d	10j	PQ	nd	nd	nd	nd	nd	nd	nd	tr	nd
55743	BLSC	0:2:0	0:2:0	2	92u	10l	PQ	tr	nd	0.002	nd	0.002	tr	nd	0.008	tr
40634	COEI b	0:2:0	2:0:0	2	88d	10k	NT			tr			nd		nd	nd
40870	COEI b	0:5:0	0:5:0	5	88d	10k	NT			nd			nd		nd	nd
40871	COEI b	5:0:0	1:4:0	5	88d	10k	NT			tr			nd		nd	nd
43279	COEI	5:0:0	3:2:0	5	90a	10h	NT	nd		nd			nd	nd	0.004	nd
43280	COEI	0:3:0	3:0:0	3	90a	10h	NT	nd		nd			nd	nd	0.001	nd
51789	COEI	0:3:0	1:2:0	3	91c	10i	PQ	tr	nd	tr	tr	tr	nd	nd	0.001	nd
50172	COEI	0:6:0	5:1:0	6	91c	10o	PQ	tr	nd	tr	nd	tr	nd	nd	0.001	nd
51783	COEI	0:3:0	3:0:0	3	91d	10j	PQ	nd	nd	tr	nd	nd	nd	nd	tr	nd
59720	COEI	0:10:0	3:7:0	10	93b	10a	NT	nd	nd	nd	nd	nd	nd	nd	0.002	nd
69106	COEI	0:10:0	6:4:0	10	93b	10e	NT	nd	nd	nd	nd	nd	nd	nd	0.001	nd
69095	COEI	0:10:0	6:4:0	10	93b	10f	NT	nd	nd	nd	nd	nd	nd	nd	0.002	nd
61403	COEI	0:10:0	2:8:0	10	93b	10g	NT	nd	nd	nd	nd	nd	nd	nd	0.002	nd
64522	COEI	6:1:0	3:4:0	7	93d	10p	LB	nd	nd	nd	nd	nd	nd	nd	tr	nd
51784	KIEI	A	M	1	91c	10i	PQ	tr	tr	tr	nd	tr	nd	tr	0.003	nd
51790	KIEI	1:1:0	1:1:0	2	91d	10j	PQ	0.001	nd	tr	nd	tr	nd	nd	tr	nd
64555	KIEI	0:10:0	3:7:0	10	93c	10c	NT	nd	nd	nd	nd	nd	nd	nd	0.004	nd
50357	OLDS	0:5:0	3:2:0	5	91c	10o	PQ	tr	tr	0.001	nd	0.002	tr	nd	0.007	tr
51521	OLDS	A	F	1	91d	10j	PQ	nd	tr	tr	nd	0.001	nd	nd	0.003	nd
51980	OLDS	4:0:0	3:1:0	4	91d	10j	PQ	nd	nd	nd	nd	nd	nd	nd	tr	nd
56232	OLDS	0:3:0	0:3:0	3	92d	10i	PQ	tr	nd	tr	nd	0.002	tr	nd	0.005	tr
60488	OLDS	0:9:1	4:5:1	10	93b	10d	NT	0.003	tr	0.004	nd	0.004	tr	nd	0.011	0.001
69038	OLDS	0:10:0	3:7:0	10	93b	10e	NT	0.011	nd	0.034	nd	0.023	0.006	nd	0.076	0.008
60915	OLDS	0:10:0	7:3:0	10	93b	10g	NT	0.001	nd	0.002	nd	0.002	nd	nd	0.006	nd
64544	OLDS	0:10:0	2:8:0	10	93c	10c	NT	0.001	tr	0.006	nd	0.004	0.003	nd	0.018	0.003
64096	OLDS	0:10:0	5:5:0	10	93d	10k	NT	0.004	tr	0.008	nd	0.005	0.002	nd	0.018	0.002
44180	SUSC	0:4:0	2:2:0	4	89c	10m	PQ	tr		0.001			tr	tr	0.003	tr
55747	SUSC	A	M	1	92u	10l	PQ	tr	nd	0.001	nd	0.002	tr	nd	0.005	tr
Eastern Arctic - Mergansers																
44263	COME	0:13:0	3:10:0	13	89c	10m	PQ	0.012		0.027			0.006	nd	0.077	0.004
44171	HOME	0:3:0	1:2:0	3	89c	10m	PQ	tr		tr			nd	nd	0.003	tr
44204	RBME	0:5:0	5:0:0	5	89c	10m	PQ	0.002		0.003			nd	nd	0.013	tr
50259	RBME	A	M	1	91b	10o	PQ	0.005	tr	0.012	nd	0.020	0.003	tr	0.063	0.002
51803	RBME	I	M	1	91d	10j	PQ	tr	nd	tr	nd	tr	nd	nd	tr	nd
51981	RBME	0:4:0	4:0:0	4	91d	10j	PQ	nd	nd	tr	tr	0.001	nd	nd	tr	nd

Table 5: Continued

values in mg/kg wet weight

USOX #	Species	Age I:A:U	Sex F:M:U	N	Year	Mapref	Prov	PCB Congener 60	64	66/95	70	74	87	97	99	101
56479	RBME	2:0:0	2:0:0	2	92c	10o	PQ	nd	nd	nd	nd	tr	nd	nd	tr	nd
55746	RBME	0:2:0	2:0:0	2	92u	10l	PQ	0.003	tr	0.011	tr	0.009	0.001	nd	0.026	0.003
64514	RBME	1:2:0	1:2:0	3	93d	10p	LB	nd	nd	nd	nd	nd	nd	nd	0.001	tr
Eastern Arctic - Loons																
44245	COLO	0:2:0	1:1:0	2	89c	10m	PQ	0.010		0.021			0.013	0.006	0.045	0.037
51848	COLO	0:2:0	1:1:0	2	91c	10i	PQ	0.002	tr	0.005	tr	0.005	tr	nd	0.012	tr
50252	COLO	A	M	1	91c	10j	PQ	nd	tr	0.045	nd	0.030	0.017	nd	0.100	0.035
50192	COLO	0:3:0	2:1:0	3	91c	10o	PQ	0.018	tr	0.015	tr	0.007	0.008	0.003	0.031	0.027
51845	COLO	3:0:0	1:0:2	3	91d	10j	PQ	nd	nd	tr	nd	tr	nd	nd	tr	tr
56012	COLO a	0:5:0	4:1:0	5	92b	10l	PQ	0.007	tr	0.014	tr	0.008	0.006	0.002	0.025	0.019
56312	COLO	0:2:1	2:0:1	3	92d	10i	PQ	0.001	nd	tr	nd	tr	nd	nd	0.005	tr
50195	RTLO	0:2:0	0:2:0	2	91b	10o	PQ	0.023	tr	0.024	tr	0.017	0.003	tr	0.062	0.004
Western Arctic - Terrestrial Browsers																
63677	ROPT	0:3:0	2:1:0	3	93d	11d	NT	nd	nd	nd	nd	nd	nd	nd	nd	nd
63706	SPGR	0:4:0	3:1:0	4	93d	11d	NT	nd	nd	nd	nd	nd	nd	nd	nd	nd
68862	SPGR	0:5:0	1:4:0	5	94d	11a	YT	nd	nd	nd	nd	nd	nd	nd	nd	nd
63714	STGR	3:4:0	3:4:0	7	93d	11d	NT	nd	nd	nd	nd	nd	nd	nd	nd	nd
58359	WIPT	0:10:0	4:6:0	10	93a	11e	NT	nd	nd	nd	nd	nd	nd	nd	nd	nd
59731	WIPT	0:10:0	3:7:0	10	93b	11g	NT	nd	nd	nd	nd	nd	nd	nd	nd	nd
63687	WIPT	0:8:0	7:1:0	8	93d	11d	NT	nd	nd	nd	nd	nd	nd	nd	nd	nd
69569	WIPT	A	F	1	94d	11a	YT	nd	nd	nd	nd	nd	nd	nd	nd	nd
69885	WIPT	0:4:0	4:0:0	4	94d	11a	YT	nd	nd	nd	nd	nd	nd	nd	nd	nd
Western Arctic - Geese & Swans																
69024	BLBR	0:5:0	2:3:0	5	94b	11b	NT	nd	nd	nd	nd	nd	nd	nd	nd	nd
44791	CAGO	0:10:0	4:6:0	10	90b	11h	NT	nd		nd			nd	nd	tr	nd
62335	CAGO	3:7:0	8:2:0	10	93u	11d	NT	nd	nd	nd	nd	nd	nd	nd	nd	nd
65616	CAGO	0:4:0	0:4:0	4	94b	11a	YT	nd	nd	nd	nd	nd	nd	nd	nd	nd
65799	CAGO	A	F	1	94b	11a	YT	nd	nd	nd	nd	nd	nd	nd	nd	nd
43109	LSGO	0:4:0	2:2:0	4	89b	11b	NT	nd		nd			nd	nd	nd	nd
43110	LSGO	6:0:0	2:3:1	6	89b	11b	NT	nd		nd			nd	nd	nd	nd
66076	LSGO	0:10:0	5:5:0	10	94b	11b	NT	nd	nd	nd	nd	nd	nd	nd	nd	nd
69027	WHSW	0:6:0	3:3:0	6	94b	11b	NT	nd	nd	nd	nd	nd	nd	nd	nd	nd
Western Arctic - Dabbling Ducks																
58724	AGWT	0:8:0	3:5:0	8	93b	11e	NT	nd	nd	nd	nd	nd	nd	nd	nd	nd
69171	AGWT	0:5:0	1:4:0	5	94b	11a	YT	nd	nd	nd	nd	nd	nd	nd	0.001	nd
58706	AMWI	0:5:0	2:3:0	5	93b	11e	NT	nd	nd	nd	nd	nd	nd	nd	nd	nd
65599	AMWI	0:5:0	3:2:0	5	94b	11a	YT	nd	nd	nd	nd	nd	nd	nd	nd	nd

Table 5: Continued

values in mg/kg wet weight

USOX #	Species	Age I:A:U	Sex F:M:U	N	Year	Mapref	Prov	PCB Congener 60	64	66/95	70	74	87	97	99	101
39916	MALL b	9:1:0	6:4:0	10	88d	11e	NT						nd			tr
58691	MALL	0:10:0	0:10:0	10	93b	11e	NT	nd	nd	nd	nd	nd	nd	nd	nd	nd
65611	MALL	0:5:0	3:2:0	5	94b	11a	YT	nd	nd	nd	nd	nd	nd	nd	nd	nd
45942	NOPI	0:5:0	0:5:0	5	90b	11a	YT	nd		tr			nd	nd	0.001	tr
58699	NOPI	0:7:0	2:5:0	7	93b	11e	NT	nd	nd	nd	nd	nd	nd	nd	nd	nd
65605	NOPI	0:5:0	1:4:0	5	94b	11a	YT	nd	nd	nd	nd	nd	nd	nd	nd	nd
Western Arctic - Bay Ducks																
58700	CANV	A	M	1	93b	11e	NT	nd	nd	nd	nd	nd	nd	nd	nd	nd
45882	LESC	0:8:0	0:8:0	8	90b	11a	YT	nd		tr			nd	nd	0.003	tr
58730	LESC	0:5:0	1:4:0	5	93b	11e	NT	nd	nd	tr	nd	tr	nd	nd	0.003	nd
65793	LESC	A	F	1	94b	11a	YT	nd	nd	nd	nd	nd	nd	nd	0.002	nd
58731	RNDU	0:3:0	1:2:0	3	93b	11e	NT	nd	nd	nd	nd	nd	nd	nd	nd	nd
Western Arctic - Sea Ducks																
65792	BAGO	A	M	1	94b	11a	YT	nd	nd	nd	nd	nd	nd	nd	0.001	nd
58712	BUFF	0:5:0	2:3:0	5	93b	11e	NT	nd	nd	nd	nd	nd	nd	nd	0.002	nd
69709	COGO	0:2:0	0:2:0	2	94b	11a	YT	nd	nd	nd	nd	nd	nd	nd	nd	nd
43111	KIEI	0:3:0	3:0:0	3	89b	11c	NT	nd		tr			nd	nd	0.001	nd
43112	KIEI	0:7:0	0:7:0	7	89b	11c	NT	nd		tr			nd	nd	0.001	nd
61645	OLDS	0:10:0	1:9:0	10	93b	11b	NT	nd	nd	nd	nd	nd	nd	nd	0.002	nd
59742	OLDS	0:10:0	5:5:0	10	93b	11g	NT	nd	nd	nd	nd	nd	nd	nd	0.004	nd
62171	OLDS	0:10:0	2:8:0	10	93c	11c	NT	nd	nd	nd	nd	tr	nd	nd	0.001	nd
63701	OLDS	A	M	1	93d	11d	NT	nd	nd	nd	nd	nd	nd	nd	0.003	nd
66065	OLDS	0:9:0	5:4:0	9	94b	11b	NT	nd	nd	nd	nd	nd	nd	nd	0.003	nd
45888	SUSC	0:5:0	1:4:0	5	90b	11a	YT	nd		tr			tr	tr	tr	tr
63697	SUSC	1:7:0	3:5:0	8	93c	11d	NT	nd	nd	0.001	nd	0.001	nd	nd	0.005	tr
69183	SUSC	0:5:0	1:4:0	5	94b	11a	YT	nd	nd	0.001	nd	0.001	nd	nd	0.008	nd
46019	WWSC	0:7:0	1:6:0	7	90b	11a	YT	nd		tr			nd	nd	0.001	nd
63698	WWSC	0:2:0	2:0:0	2	93c	11d	NT	nd	nd	nd	nd	nd	nd	nd	nd	nd
69237	WWSC	0:5:0	1:4:0	5	94b	11a	YT	nd	nd	nd	nd	nd	nd	nd	nd	nd
68856	WWSC	0:5:0	5:0:0	5	94d	11a	YT	nd	nd	nd	nd	nd	nd	nd	nd	nd
Western Arctic - Loons																
70302	COLO	I	M	1	94c	11f	NT	nd	nd	nd	nd	nd	nd	nd	nd	nd
59744	PALO	A	M	1	93b	11g	NT	0.002	nd	0.004	nd	0.003	nd	nd	0.012	nd
70301	RTLO	A	F	1	94b	11f	NT	0.003	tr	0.005	nd	0.006	0.002	nd	0.024	nd
70613	RTLO	A	M	1	94c	11f	NT	nd	nd	0.008	nd	0.009	nd	nd	0.046	nd
59743	YBLO	A	F	1	93b	11g	NT	0.002	tr	0.002	nd	0.002	nd	nd	0.007	nd

Table 5: Continued

values in mg/kg wet weight

USOX #	Species	Age I:A:U	Sex F:M:U	N	Year	Mapref	Prov	PCB Congener 105	110	118	128	137	138	141	146	149
Newfoundland - Terrestrial Browsers																
57815	ROPT	0:8:0	3:5:0	8	92d	1d	NF	nd	nd	nd	nd	nd	nd	nd	nd	nd
57806	WIPT	0:3:0	1:2:0	3	92d	1d	NF	nd	nd	nd	nd	nd	nd	0.002	nd	nd
Newfoundland - Geese & Swans																
57802	CAGO	A	F	1	92d	1c	NF	nd	nd	nd	nd	nd	nd	nd	nd	nd
56372	CAGO	A	F	1	92d	1f	NF	nd	nd	tr			tr	nd	nd	nd
Newfoundland - Dabbling Ducks																
57838	ABDU	A	F	1	92d	1b	NF	tr	nd	nd	nd	nd	0.001	nd	nd	0.002
57446	ABDU	0:3:0	2:1:0	3	92d	1c	NF	nd	nd	nd			nd	nd	nd	nd
57837	ABDU	A	F	1	92d	1c	NF	tr	nd	0.001	nd	tr	nd	nd	tr	tr
55992	ABDU	0:3:0	3:0:0	3	92d	1g	NF	nd	nd	nd			tr	nd	nd	nd
57505	ABDU	0:2:0	1:1:0	2	92d	1g	NF	nd	nd	nd			nd	nd	nd	nd
55996	ABDU	0:3:0	2:1:0	3	92d	1h	NF	nd	nd	nd			tr	nd	nd	nd
55999	ABDU	0:2:0	1:1:0	2	92d	1h	NF	nd	nd	nd			tr	nd	nd	nd
56379	ABDU	A	F	1	92d	1j	NF	nd	nd	tr			nd	nd	nd	tr
57324	AGWT	A	F	1	92d	1c	NF	nd	nd	nd			tr	nd	nd	nd
58093	AGWT	A	M	1	92d	1f	NF	nd	nd	0.002	nd	tr	0.002	nd	tr	nd
56390	AGWT	3:1:0	4:0:0	4	92d	1g	NF	nd	nd	nd			nd	nd	nd	nd
57462	AGWT	1:3:0	1:3:0	4	92d	1g	NF	nd	nd	nd			nd	nd	nd	nd
55977	AGWT	1:1:0	1:1:0	2	92d	1h	NF	nd	nd	nd			nd	nd	nd	nd
56374	AGWT	I	M	1	92d	1h	NF	nd	nd	nd			nd	nd	nd	nd
55978	AGWT	2:0:0	0:2:0	2	92d	1i	NF	nd	nd	nd			nd	nd	nd	nd
Newfoundland - Bay Ducks																
56383	RNDU	A	M	1	92d	1j	NF	nd	nd	nd			nd	nd	nd	nd
56391	RNDU	1:1:0	2:0:0	2	92d	1j	NF	nd	nd	nd			tr	nd	nd	nd
Newfoundland - Sea Ducks																
48006	COEI	A	M	1	90a	1i	NF	nd	nd	0.001			0.003	nd	tr	tr
57288	COEI	0:6:0	3:3:0	6	92b	1f	NF	nd	tr	tr			0.001	nd	tr	tr
57848	COEI	0:6:0	2:4:0	6	92d	1e	NF	nd	nd	nd	nd	nd	nd	nd	nd	nd
58094	COEI	A	F	1	92d	1f	NF	nd	nd	0.004	nd	0.001	0.002	nd	tr	0.002
57302	COEI	5:3:0	2:6:0	8	92d	1h	NF	nd	nd	tr			0.001	nd	tr	tr
57839	COEI	0:2:0	2:0:0	2	92d	1j	NF	0.002	nd	0.011	0.003	tr	0.012	nd	0.002	tr
58088	COEI	0:4:0	2:2:0	4	93a	1i	NF	nd	nd	0.005	tr	0.001	0.005	nd	0.002	0.002
56382	COGO	A	F	1	92d	1j	NF	nd	nd	tr			tr	nd	nd	nd
57825	OLDS	0:5:0	2:3:0	5	92d	1e	NF	nd	nd	0.004	nd	0.002	0.002	nd	0.001	0.002
57506	OLDS	0:2:0	1:1:0	2	92d	1h	NF	nd	nd	tr			0.001	nd	tr	tr

Table 5: Continued

values in mg/kg wet weight

USOX #	Species	Age I:A:U	Sex F:M:U	N	Year	Mapref	Prov	PCB Congener 105	110	118	128	137	138	141	146	149
58091	OLDS	A	M	1	92d	1h	NF	0.001	nd	0.005	0.003	tr	0.022	nd	0.003	0.003
58092	OLDS	0:2:0	2:0:0	2	93a	1h	NF	tr	nd	0.004	0.001	nd	0.004	nd	0.001	0.001
Newfoundland - Mergansers																
56385	COME	A	M	1	92d	1a	NF	tr	tr	0.002			0.004	nd	tr	tr
57272	COME	I	M	1	92d	1f	NF	nd	nd	0.002			0.006	nd	0.001	tr
56373	COME	A	M	1	92d	1j	NF	tr	nd	0.001			0.003	nd	tr	tr
56389	HOME	A	F	1	92d	1a	NF	tr	nd	tr			0.001	nd	tr	nd
56392	RBME	1:2:0	3:0:0	3	92d	1a	NF	tr	nd	0.001			0.003	nd	tr	tr
57818	RBME	0:2:0	2:0:0	2	92d	1a	NF	tr	nd	0.004	0.001	nd	0.005	nd	tr	nd
56013	RBME	A	M	1	92d	1e	NF	nd	nd	tr			tr	nd	tr	nd
57281	RBME	0:8:0	5:3:0	8	92d	1f	NF	tr	tr	0.004			0.008	nd	0.002	tr
56384	RBME	A	F	1	92d	1j	NF	nd	nd	tr			0.002	nd	tr	tr
Labrador - Geese & Swans																
64557	CAGO	1:4:0	2:3:0	5	93c	2b	LB	nd	nd	nd	nd	nd	nd	nd	nd	nd
64558	CAGO	0:3:0	1:2:0	3	93d	2a	LB	nd	tr	tr	nd	nd	tr	nd	nd	tr
64559	CAGO	0:2:0	2:0:0	2	93d	2a	LB	nd	nd	nd	nd	nd	nd	nd	nd	nd
63792	CAGO	1:3:0	3:1:0	4	93d	2c	LB	nd	nd	nd	nd	nd	nd	nd	nd	nd
Labrador - Dabbling Ducks																
57110	ABDU	0:6:0	0:6:0	6	92d	2d	LB	nd	nd	tr			tr	nd	tr	nd
64560	ABDU	0:3:0	2:1:0	3	93c	2a	LB	nd	nd	0.001	nd	nd	tr	nd	nd	nd
62991	ABDU	A	M	1	93c	2b	LB	nd	nd	nd	nd	nd	nd	nd	nd	nd
64561	ABDU	2:0:0	2:0:0	2	93d	2a	LB	nd	nd	nd	nd	nd	nd	nd	nd	nd
47991	AGWT	2:2:0	2:2:0	4	90d	2c	LB	nd	nd	tr			0.001	nd	tr	tr
57103	AGWT	1:2:0	2:1:0	3	92d	2d	LB	nd	nd	tr			tr	nd	nd	tr
63021	MALL	A	F	1	93d	2a	LB	nd	nd	nd	nd	nd	nd	nd	nd	nd
Labrador - Sea Ducks																
63022	BLSC	I	F	1	93d	2a	LB	nd	nd	nd	nd	nd	tr	nd	nd	nd
64744	BLSC	2:0:0	2:0:0	2	93d	2a	LB	nd	nd	nd	nd	nd	tr	nd	nd	nd
57091	COEI	0:8:0	4:4:0	8	92d	2d	LB	nd	tr	tr			tr	nd	nd	tr
64602	COGO	1:1:0	1:1:0	2	93c	2a	LB	nd	nd	0.001	nd	nd	0.001	nd	tr	nd
64603	COGO	2:0:0	2:0:0	2	93d	2a	LB	nd	nd	0.001	nd	nd	0.001	nd	nd	nd
63020	SUSC	A	M	1	93d	2a	LB	0.007	0.001	0.042	nd	tr	0.059	nd	0.013	0.003
63787	SUSC	I	M	1	93d	2c	LB	nd	nd	nd	nd	nd	nd	nd	nd	nd

Table 5: Continued

values in mg/kg wet weight

USOX #	Species	Age I:A:U	Sex F:M:U	N	Year	Mapref	Prov	PCB Congener 105	110	118	128	137	138	141	146	149
Labrador - Mergansers																
57099	COME	5:2:0	3:4:0	7	92d	2d	LB	tr	0.001	0.005			0.007	nd	0.002	0.001
63019	COME	I	F	1	93d	2a	LB	0.002	nd	0.013	nd	nd	0.016	nd	0.004	nd
64604	COME	5:0:0	3:2:0	5	93d	2b	LB	tr	nd	0.003	nd	nd	0.004	nd	tr	nd
47992	HOME	A	M	1	90d	2c	LB	0.013		0.068			0.104	0.002	0.018	
64606	RBME	3:0:0	1:2:0	3	93c	2b	LB	0.003	tr	0.013	nd	tr	0.012	nd	0.001	0.002
64605	RBME	5:0:0	5:0:0	5	93d	2b	LB	tr	nd	0.004	nd	nd	0.003	nd	tr	nd
63785	RBME	2:1:0	1:2:0	3	93d	2c	LB	nd	nd	0.002	nd	nd	0.003	nd	nd	nd
63786	RBME	A	F	1	93d	2c	LB	nd	nd	0.001	nd	0.001	0.003	nd	nd	nd
Maritimes - Insectivores																
57434	AMWO	0:8:0	6:2:0	8	92u	3h	NS	nd	tr	tr			tr	nd	tr	tr
57242	COSN	9:0:1	4:5:1	10	92d	3k	NB	nd	nd	tr			tr	nd	nd	nd
Maritimes - Geese & Swans																
43102	CAGO	2:2:0	2:1:1	4	89d	3c	NB	nd	nd	tr			tr	nd	nd	
42710	CAGO	10:0:0	1:2:7	10	89d	3d	PE	nd	tr	nd			nd	nd	nd	
Maritimes - Dabbling Ducks																
40098	ABDU	b 2:3:0	3:2:0	5	88d	3a	NB			tr			tr			
40023	ABDU	b 5:0:0	3:2:0	5	88d	3c	NB			0.002			0.001			
40256	ABDU	b 4:1:0	1:4:0	5	88d	3d	PE	tr	tr	0.001			0.001			
40266	ABDU	b 3:0:0	1:2:0	3	88d	3e	NS	nd	nd	tr			nd			
40262	ABDU	b 5:0:0	1:4:0	5	88d	3l	NS	nd	tr	0.002			0.002			
40088	ABDU	b 4:1:0	4:1:0	5	88d	3k	NB			tr			tr			
56462	ABDU	6:4:0	5:5:0	10	92c	3l	NB	tr	nd	tr			tr	nd	tr	nd
56608	ABDU	0:10:0	5:5:0	10	92d	3b	NB	tr	nd	tr			tr	nd	tr	nd
56579	ABDU	0:10:0	5:5:0	10	92d	3d	PE	nd	nd	tr			tr	nd	nd	nd
59552	ABDU	0:5:0	0:5:0	5	92d	3g	NS	nd	nd	0.002	nd	nd	0.002	nd	nd	nd
57410	ABDU	A	F	1	92u	3h	NS	nd	nd	tr	nd	nd	tr	nd	nd	nd
59546	ABDU	0:5:0	2:3:0	5	93a	3f	NS	tr	nd	0.004	nd	tr	0.004	nd	nd	nd
57347	AGWT	A	F	1	92c	3l	NB	nd	nd	nd			tr	nd	nd	nd
57425	AGWT	0:7:0	3:4:0	7	92d	3d	PE	nd	nd	tr			tr	nd	tr	nd
58503	AGWT	1:3:0	1:3:0	4	92d	3d	PE	nd	nd	0.002	nd	tr	0.002	nd	tr	nd
55966	AGWT	1:2:0	3:0:0	3	92d	3l	NB	nd	nd	tr			tr	nd	nd	tr
57193	AGWT	3:2:0	2:3:0	5	92d	3l	NB	nd	nd	tr			tr	nd	nd	nd
55885	BWTE	3:3:0	4:2:0	6	92c	3l	NB	nd	nd	tr			tr	nd	nd	nd
57480	MALL	0:7:0	3:4:0	7	92c	3l	NB	nd	nd	tr			tr	nd	nd	nd
69424	MALL	0:5:0	0:5:0	5	93a	3i	NS	nd	nd	nd	nd	nd	nd	nd	nd	nd
55942	WODU	6:3:0	2:7:0	9	92c	3l	NB	nd	nd	tr			tr	nd	nd	nd

Table 5: Continued

values in mg/kg wet weight

USOX #	Species	Age I:A:U	Sex F:M:U	N	Year	Mapref	Prov	PCB Congener 105	110	118	128	137	138	141	146	149
57504	WODU	0:2:0	0:2:0	2	92c	3l	NB	nd	nd	tr	nd	nd	tr	nd	nd	nd
Maritimes - Bay Ducks																
57069	GRSC	1:4:0	4:1:0	5	92d	3k	NB	nd	nd	0.001			0.002	nd	tr	nd
57461	GRSC	0:4:0	2:2:0	4	92d	3k	NB	nd	nd	0.001			0.003	nd	tr	tr
57435	RNDU	0:4:0	1:3:0	4	92d	3j	NB	nd	nd	tr			tr	nd	nd	tr
56482	RNDU	0:8:0	6:2:0	8	92d	3k	NB	nd	tr	tr			tr	nd	nd	tr
57344	RNDU	A	F	1	92d	3l	NB	nd	nd	nd			nd	nd	nd	nd
Maritimes - Sea Ducks																
55430	BLSC	0:5:0	1:4:0	5	92b	3b	NB	tr	nd	0.003			0.004	nd	0.001	tr
55874	COEI	0:6:0	4:2:0	6	92b	3b	NB	0.002	nd	0.006			0.010	nd	0.002	tr
69427	COEI	0:2:0	2:0:0	2	92d	3f	NS	nd	nd	nd	nd	nd	0.001	nd	nd	nd
57433	COEI	0:8:0	5:3:0	8	92d	3h	NS	tr	nd	0.004			0.006	nd	0.001	tr
56308	COEI	0:10:0	5:5:0	10	92d	3k	NB	tr	nd	0.002			0.004	nd	tr	nd
69432	COEI	0:5:0	1:4:0	5	93b	3j	NB	0.002	nd	0.011	nd	nd	0.018	nd	0.003	0.002
43088	COGO	I	F	1	89d	3k	NB	nd	nd	tr			tr	nd	tr	
43299	COGO	4:0:0	1:3:0	4	89d	3k	NB	nd	nd	tr			tr	nd	nd	
56538	COGO	A	F	1	92d	3k	NB	nd	nd	tr			tr	nd	tr	tr
55907	COGO	1:2:0	2:1:0	3	92d	3l	NB	nd	nd	tr			tr	nd	tr	nd
57503	COGO	0:4:0	1:3:0	4	92d	3l	NB	tr	nd	0.002			0.002	nd	tr	tr
59557	COGO	0:4:0	1:3:0	4	93a	3g	NS	nd	nd	0.002	nd	tr	0.002	nd	nd	nd
57411	OLDS	A	M	1	92d	3f	NS	nd	nd	0.002	0.001	nd	0.002	nd	tr	0.001
55435	SUSC	0:4:0	0:4:0	4	92b	3b	NB	0.001	tr	0.006			0.007	nd	0.002	tr
57241	SUSC	7:1:0	4:4:0	8	92d	3k	NB	tr	nd	0.001			0.003	tr	tr	tr
Maritimes - Mergansers																
43421	COME	3:0:0	1:2:0	3	89d	3a	NB	0.002	0.014	0.012			0.019	nd	0.005	
43420	COME	2:2:0	3:1:0	4	89d	3c	NB	0.002	0.005	0.024			0.026	nd	0.006	
43419	COME	2:0:0	1:1:0	2	89d	3f	NS	tr	0.014	0.011			0.012	tr	0.002	
43424	HOME	2:0:0	1:0:1	2	89d	3c	NB	tr	0.010	0.004			0.010	nd	0.002	
43423	RBME	1:1:0	0:2:0	2	89d	3a	NB	nd	0.008	0.002			0.043	nd	0.010	
43422	RBME	3:0:0	1:2:0	3	89d	3c	NB	tr	0.003	0.003			0.006	nd	tr	
St. Lawrence - Insectivores																
51586	AMWO	1:7:0	5:3:0	8	91d	4a	PQ	tr	tr	tr			tr	nd	tr	tr
51763	AMWO	0:2:0	2:0:0	2	91d	4a	PQ	tr	tr	tr			0.001	nd	tr	tr
51773	AMWO	0:3:0	2:0:1	3	91d	4a	PQ	tr	tr	nd			0.002	tr	tr	tr
52116	AMWO	0:2:0	0:2:0	2	91d	4c	PQ	nd	tr	tr			0.001	nd	tr	tr
51585	AMWO	2:0:0	2:0:0	2	91d	4d	PQ	tr	nd	0.002			0.002	nd	tr	nd

Table 5: Continued

values in mg/kg wet weight

USOX #	Species		Age I:A:U	Sex F:M:U	N	Year	Mapref	Prov	PCB Congener 105	110	118	128	137	138	141	146	149
52078	AMWO		0:2:0	0:2:0	2	91d	4d	PQ	nd	nd	tr			tr	nd	nd	tr
52126	AMWO		2:2:0	2:2:0	4	91d	4f	PQ	nd	nd	tr			tr	nd	nd	nd
52071	COSN		2:1:0	2:1:0	3	91d	4f	PQ	nd	nd	nd			tr	nd	nd	nd
St. Lawrence - Geese & Swans																	
51686	CAGO		0:10:0	6:4:0	10	91d	4e	PQ	nd	nd	nd			nd	nd	nd	nd
42686	GSGO		7:3:0	9:0:1	10	89d	4d	PQ	nd	nd	nd			nd	nd	nd	
56074	GSGO		A	M	1	91b	4d	PQ	nd	nd	tr			tr	nd	tr	nd
51398	GSGO		3:2:0	1:4:0	5	91d	4d	PQ	nd	nd	tr			tr	nd	tr	tr
52099	GSGO		0:7:0	3:4:0	7	91d	4d	PQ	nd	nd	tr			tr	nd	nd	tr
56078	GSGO		0:3:0	2:1:0	3	91d	4d	PQ	nd	nd	nd			tr	nd	nd	nd
St. Lawrence - Dabbling Ducks																	
38580	ABDU		2:7:0	2:7:0	9	88a	4f	PQ	tr	nd	0.005	0.001	nd	0.007	nd	0.002	
40201	ABDU	b	I	F	1	88d	4b	PQ	tr	nd	0.007			0.005			
40874	ABDU	b	7:0:0	4:3:0	7	88d	4e	PQ	nd	nd	tr			tr			
40875	ABDU	b	0:3:0	1:2:0	3	88d	4e	PQ	nd	nd	0.005			0.005			
40226	ABDU	b	10:0:0	3:7:0	10	88d	4g	PQ	nd	tr	0.001			tr			
47247	ABDU		0:4:0	2:2:0	4	90d	4d	PQ	nd	nd	tr			tr	nd	nd	nd
46522	ABDU		0:10:0	6:4:0	10	90d	4f	PQ	nd	nd	tr			tr	nd	tr	
51986	ABDU		0:4:0	3:1:0	4	91d	4a	PQ	tr	tr	tr			0.001	tr	tr	tr
52016	ABDU		4:8:0	5:7:0	12	91d	4b	PQ	tr	nd	tr			tr	nd	nd	nd
51747	ABDU		0:7:0	7:0:0	7	91d	4d	PQ	tr	nd	tr			tr	nd	tr	nd
51977	ABDU		0:3:0	1:2:0	3	91d	4d	PQ	tr	tr	0.003			0.004	nd	tr	tr
52003	ABDU		1:3:0	2:2:0	4	91d	4d	PQ	0.001	nd	0.005			0.002	nd	0.001	nd
52043	ABDU		0:12:0	6:6:0	12	91d	4d	PQ	tr	nd	0.001			0.002	nd	tr	tr
52072	ABDU		A	F	1	91d	4d	PQ	tr	nd	0.003			0.002	nd	tr	nd
52075	ABDU		0:2:0	0:2:0	2	91d	4f	PQ	nd	tr	tr			tr	nd	tr	nd
52158	AGWT		7:3:0	6:4:0	10	91d	4b	PQ	nd	nd	tr			tr	nd	nd	nd
50490	AGWT		7:3:0	5:5:0	10	91d	4f	PQ	nd	nd	tr			tr	nd	nd	nd
52132	AMWI		2:3:0	4:1:0	5	91d	4b	PQ	tr	nd	tr			tr	tr	tr	nd
52160	GADW		2:0:0	2:0:0	2	91d	4b	PQ	nd	nd	tr			tr	nd	nd	nd
52118	GADW		I	M	1	91u	4a	PQ	tr	tr	tr			tr	tr	tr	tr
40227	MALL	b	5:2:0	4:3:0	7	88c	4b	PQ	tr	tr	0.006			0.004			
46544	MALL		0:10:0	4:6:0	10	90d	4a	PQ	nd	nd	nd			tr	nd	nd	
47238	MALL		2:8:0	5:5:0	10	90d	4a	PQ	tr	tr	0.004			0.003	nd	tr	nd
51992	MALL		2:3:0	4:1:0	5	91d	4a	PQ	tr	nd	tr			tr	nd	tr	tr
51998	MALL		0:5:0	2:3:0	5	91d	4a	PQ	tr	nd	tr			tr	nd	tr	nd
52030	MALL		0:13:0	7:6:0	13	91d	4b	PQ	tr	nd	0.001			tr	nd	tr	nd
52117	NOPI		A	F	1	91d	4a	PQ	tr	nd	0.001			0.002	nd	tr	tr
52055	NOPI		A	F	1	91d	4b	PQ	tr	tr	0.002			0.002	tr	tr	tr
51714	WODU		0:2:0	0:2:0	2	91d	4a	PQ	nd	nd	nd			tr	nd	nd	nd
52113	WODU		A	F	1	91d	4a	PQ	nd	nd	tr			tr	nd	nd	nd

Table 5: Continued

values in mg/kg wet weight

USOX #	Species	Age I:A:U	Sex F:M:U	N	Year	Mapref	Prov	PCB Congener 105	110	118	128	137	138	141	146	149
St. Lawrence - Bay Ducks																
43601	GRSC	1:3:0	2:2:0	4	89d	4b	PQ	tr	tr	0.005			0.006	nd	0.001	
47265	GRSC	0:0:4	1:3:0	4	90d	4a	PQ	0.005	tr	0.035			0.027	nd	0.008	nd
51878	GRSC	1:2:0	2:1:0	3	91d	4d	PQ	tr	nd	0.002			0.003	nd	tr	tr
51953	GRSC	A	M	1	91d	4d	PQ	tr	tr	0.002			0.003	tr	tr	tr
43600	LESC	1:4:0	3:2:0	5	89d	4a	PQ	tr	tr	0.001			0.002	nd	tr	
43621	LESC	0:4:0	2:2:0	4	89d	4b	PQ	tr	tr	0.002			0.002	tr	tr	
51898	LESC	12:3:0	3:12:0	15	91d	4b	PQ	tr	nd	0.005			0.006	nd	0.001	nd
51884	LESC	4:1:0	2:3:0	5	91d	4d	PQ	0.001	nd	0.006			0.012	nd	0.003	nd
51952	LESC	2:9:0	6:5:0	11	91d	4d	PQ	tr	tr	0.003			0.004	tr	tr	tr
51954	RNDU	I	F	1	91d	4a	PQ	tr	tr	0.002			0.003	tr	tr	tr
51892	RNDU	1:6:0	3:4:0	7	91d	4b	PQ	tr	nd	0.001			0.001	nd	tr	nd
St. Lawrence - Sea Ducks																
38585	BAGO	0:0:4	2:2:0	4	88a	4f	PQ	0.001	tr	0.007	0.002	tr	0.009	nd	0.002	
52061	BAGO	1:1:0	1:1:0	2	91d	4f	PQ	0.001	nd	0.007			0.009	nd	0.002	tr
51972	BLSC	A	M	1	91d	4a	PQ	tr	tr	0.003			0.004	nd	0.001	tr
51855	BLSC	0:6:0	2:4:0	6	91d	4b	PQ	tr	nd	0.002			0.003	nd	tr	tr
52119	BUFF	A	F	1	91d	4a	PQ	nd	nd	tr			tr	tr	nd	tr
52120	BUFF	A	F	1	91d	4a	PQ	tr	tr	tr			tr	nd	nd	tr
52141	BUFF	3:5:0	4:4:0	8	91d	4b	PQ	tr	nd	0.005			0.005	nd	0.001	nd
43602	COEI	3:7:0	4:4:2	10	90a	4g	PQ	tr	tr	0.002			0.003	nd	tr	
46533	COEI	0:4:6	7:3:0	10	90d	4f	PQ	tr	nd	0.001			0.002	nd	tr	
51864	COEI	0:4:0	4:0:0	4	91d	4d	PQ	0.001	tr	0.005			0.009	nd	0.002	tr
38591	COGO	0:0:5	1:4:0	5	88a	4f	PQ	0.004	nd	0.021	0.007	tr	0.035	tr	0.008	
43598	COGO	5:5:0	3:7:0	10	89d	4d	PQ	tr	nd	0.003			0.004	nd	tr	
51940	COGO	2:2:0	2:2:0	4	91d	4a	PQ	tr	nd	0.004			0.006	nd	0.002	tr
52058	COGO	0:2:0	0:2:0	2	91d	4f	PQ	nd	nd	0.002			0.003	nd	tr	tr
57020	COGO	2:9:0	6:5:0	11	92d	4b	PQ	tr	nd	0.002			0.004	nd	tr	tr
38602	OLDS	0:10:0	1:9:0	10	88a	4f	PQ	0.008	tr	0.046	0.015	0.001	0.068	tr	0.014	
52062	OLDS	A	F	1	91d	4f	PQ	tr	tr	tr			0.002	tr	tr	tr
51958	SUSC	2:0:0	2:0:0	2	91d	4a	PQ	nd	nd	tr			nd	nd	nd	nd
51859	SUSC	1:1:0	1:1:0	2	91d	4b	PQ	nd	nd	tr			tr	nd	tr	nd
51874	SUSC	2:0:0	2:0:0	2	91d	4d	PQ	nd	tr	tr			tr	nd	tr	tr
51909	SUSC	I	M	1	91d	4d	PQ	tr	tr	0.001			0.002	tr	tr	tr
51911	SUSC	A	M	1	91d	4d	PQ	tr	nd	0.005			0.008	nd	0.002	tr
52066	SUSC	0:3:0	3:0:0	3	91d	4f	PQ	0.001	tr	0.006			0.010	tr	0.002	0.002
51970	WWSC	A	M	1	91d	4a	PQ	0.010	0.002	0.071			0.107	nd	0.020	0.004
51871	WWSC	0:7:0	4:3:0	7	91d	4b	PQ	tr	nd	0.001			0.002	nd	tr	tr

Table 5: Continued

values in mg/kg wet weight

USOX #	Species	Age I:A:U	Sex F:M:U	N	Year	Mapref	Prov	PCB Congener 105	110	118	128	137	138	141	146	149
St. Lawrence - Mergansers																
43599	COME	2:0:0	0:2:0	2	89d	4a	PQ	tr	tr	0.010			0.013	tr	0.003	
52050	COME	0:5:0	3:2:0	5	91d	4a	PQ	0.007	tr	0.043			0.078	nd	0.019	nd
52086	COME	1:2:0	2:1:0	3	91d	4a	PQ	tr	tr	0.005			0.008	tr	0.002	tr
52112	COME	2:0:0	1:1:0	2	91d	4b	PQ	0.002	tr	0.011			0.016	tr	0.002	0.002
52082	HOME	3:0:0	3:0:0	3	91d	4a	PQ	0.001	tr	0.010			0.012	nd	0.002	nd
52044	HOME	I	M	1	91d	4b	PQ	tr	tr	0.002			0.003	tr	tr	tr
52102	RBME	2:0:0	0:2:0	2	91d	4a	PQ	tr	nd	0.003			0.006	nd	tr	tr
52109	RBME	4:2:0	3:3:0	6	91d	4b	PQ	0.002	tr	0.011			0.013	nd	0.004	0.001
52067	RBME	A	F	1	91d	4f	PQ	tr	tr	0.002			0.003	tr	tr	tr
Central Quebec - Terrestrial Browsers																
52430	SPGR	0:4:0	3:1:0	4	91d	5c	PQ	nd	nd	nd	nd	0.001	nd	nd	nd	nd
Central Quebec - Geese & Swans																
53382	ATBR	9:0:0	3:6:0	9	91d	5c	PQ	nd	nd	nd	nd	nd	nd	nd	nd	nd
53383	ATBR	0:6:0	0:6:0	6	91d	5c	PQ	nd	nd	nd	nd	nd	nd	nd	nd	nd
53384	ATBR	0:5:0	5:0:0	5	91d	5c	PQ	nd	nd	nd	nd	nd	nd	nd	nd	nd
48688	CAGO	0:5:0	2:3:0	5	90c	5c	PQ	nd	nd	tr			tr	nd	nd	nd
48698	CAGO	0:8:0	2:6:0	8	90c	5c	PQ	nd	nd	tr			tr	nd	tr	nd
48704	CAGO	0:5:0	2:3:0	5	90c	5c	PQ	nd	nd	tr			tr	nd	tr	nd
52215	CAGO	3:0:0	1:2:0	3	91b	5c	PQ	nd	nd	nd	nd	tr	nd	nd	nd	nd
52227	CAGO	2:3:0	0:5:0	5	91d	5c	PQ	nd	nd	nd	nd	nd	nd	nd	nd	nd
52395	CAGO	2:5:0	7:0:0	7	91d	5c	PQ	nd	nd	nd	nd	0.003	nd	nd	nd	nd
52814	LSGO	0:5:0	0:5:0	5	91d	5c	PQ	nd	nd	nd	nd	nd	nd	nd	nd	nd
52815	LSGO	0:12:0	12:0:0	12	91d	5c	PQ	nd	nd	nd	nd	nd	nd	nd	nd	nd
52816	LSGO	10:0:0	4:6:0	10	91d	5c	PQ	nd	nd	nd	nd	nd	nd	nd	nd	nd
Central Quebec - Dabbling Ducks																
48682	ABDU	0:6:0	5:1:0	6	90c	5c	PQ	tr	tr	tr			tr	nd	tr	nd
48732	ABDU	0:10:0	6:4:0	10	90c	5c	PQ	tr	nd	0.004			0.005	nd	0.001	nd
52194	ABDU	A	M	1	91b	5c	PQ	0.006	tr	0.026	nd	tr	0.028	nd	0.005	0.002
52236	ABDU	3:5:0	4:4:0	8	91d	5c	PQ	nd	nd	nd	nd	nd	nd	nd	nd	nd
52416	AGWT	2:3:1	3:2:1	6	91d	5c	PQ	nd	nd	nd	nd	tr	nd	nd	nd	nd
52437	AMWI	3:3:0	0:6:0	6	91d	5c	PQ	nd	nd	nd	nd	nd	nd	nd	nd	nd
52198	MALL	0:3:0	0:3:0	3	91b	5c	PQ	nd	nd	0.001	nd	nd	0.001	nd	nd	nd
50515	MALL	7:3:0	4:6:0	10	91c	5a	PQ	tr	nd	tr			tr	nd	nd	nd
52447	MALL	0:8:0	8:0:0	8	91d	5c	PQ	tr	nd	0.004	nd	tr	0.004	nd	0.001	nd
52479	MALL	3:4:0	0:7:0	7	91d	5c	PQ	nd	nd	nd	nd	nd	nd	nd	nd	nd
52208	NOPI	0:3:0	2:1:0	3	91b	5c	PQ	nd	nd	nd	nd	nd	tr	nd	nd	nd

Table 5: Continued

values in mg/kg wet weight

USOX #	Species	Age I:A:U	Sex F:M:U	N	Year	Mapref	Prov	PCB Congener 105	110	118	128	137	138	141	146	149
52480	NOPI	0:2:0	2:0:0	2	91d	5c	PQ	0.001	nd	nd	nd	nd	nd	nd	nd	0.001
52506	NOPI	5:0:0	0:5:0	5	91d	5c	PQ	tr	nd	nd	nd	nd	tr	nd	nd	nd
52507	NOPI	9:0:0	9:0:0	9	91d	5c	PQ	nd	nd	nd	nd	nd	nd	nd	nd	nd
52508	NOPI	0:9:0	0:9:0	9	91d	5c	PQ	nd	nd	0.001	nd	tr	0.001	nd	nd	nd
52396	WODU	A	M	1	91d	5c	PQ	nd	nd	nd	nd	tr	nd	nd	nd	nd
Central Quebec - Bay Ducks																
52226	GRSC	A	F	1	91b	5c	PQ	0.009	0.002	0.044	nd	tr	0.052	nd	0.010	0.004
47223	LESC	2:9:0	7:4:0	11	90d	5b	PQ	tr	nd	0.002			0.002	nd	tr	nd
52225	LESC	1:4:0	3:2:0	5	91b	5c	PQ	0.004	tr	0.017	nd	0.001	0.036	nd	0.007	0.004
52399	REDH	I	M	1	91d	5c	PQ	nd	nd	nd	nd	nd	nd	nd	nd	nd
51719	RNDU	0:4:0	4:0:0	4	91d	5a	PQ	nd	nd	tr			tr	nd	nd	nd
Central Quebec - Sea Ducks																
52242	BLSC	1:4:0	1:4:0	5	91d	5c	PQ	nd	nd	0.002	nd	tr	0.002	nd	tr	nd
52398	COEI	I	M	1	91d	5c	PQ	nd	nd	nd	nd	nd	nd	nd	nd	nd
48725	COGO	0:6:0	4:2:0	6	90c	5c	PQ	0.003	tr	0.012			0.011	nd	0.003	tr
42905	OLDS	2:8:0	2:8:0	10	89b	5b	PQ	0.040	0.003	0.133	0.032	0.006	0.123	nd	0.036	0.015
52219	OLDS	2:1:0	2:1:0	3	91b	5c	PQ	0.005	0.002	0.024	nd	0.001	0.030	tr	0.006	0.006
Central Quebec - Mergansers																
48675	COME	0:8:0	6:2:0	8	90c	5c	PQ	0.009	tr	0.039			0.054	nd	0.011	0.003
48689	COME	0:5:0	2:3:0	5	90c	5c	PQ	0.033	0.016	0.141			0.212	tr	0.042	0.016
48716	COME	0:10:0	9:1:0	10	90c	5c	PQ	0.023	0.002	0.103			0.123	tr	0.003	0.008
52204	COME	0:5:0	2:3:0	5	91b	5c	PQ	0.058	nd	0.261	nd	0.011	0.349	nd	0.066	0.047
52425	COME	3:1:0	1:3:0	4	91d	5c	PQ	0.016	nd	0.069	nd	0.001	0.060	nd	0.013	0.002
48666	HOME	0:6:0	3:3:0	6	90c	5c	PQ	0.001	nd	0.006			0.010	nd	0.003	nd
49047	HOME	6:4:0	2:8:0	10	90c	5c	PQ	0.001	nd	0.005			0.015	nd	0.003	nd
52397	HOME	I	M	1	91d	5c	PQ	nd	nd	tr	nd	nd	0.001	nd	nd	nd
52211	RBME	0:2:0	0:2:0	2	91b	5c	PQ	0.016	0.003	0.072	nd	0.004	0.161	0.002	0.032	0.021
52420	RBME	A	F	1	91d	5c	PQ	tr	nd	0.003	0.001	nd	0.006	nd	0.001	nd
Central Quebec - Loons																
48659	COLO	0:5:0	5:0:0	5	90c	5c	PQ	0.015	0.006	0.064			0.110	0.009	0.023	0.020
48710	COLO	0:5:0	4:1:0	5	90c	5c	PQ	0.008	0.003	0.045			0.072	0.003	0.016	0.008
Southern Ontario - Geese & Swans																
47938	CAGO	A	F	1	90d	6c	ON	nd	nd	nd			tr	nd	nd	nd
47522	CAGO	0:7:0	5:2:0	7	90d	6e	ON	nd	nd	tr			tr	nd	tr	nd
48089	CAGO	1:6:0	3:4:0	7	90d	6j	ON	nd	nd	nd			nd	nd	nd	nd

Table 5: Continued

values in mg/kg wet weight

USOX #	Species		Age I:A:U	Sex F:M:U	N	Year	Mapref	Prov	PCB Congener 105	110	118	128	137	138	141	146	149
Southern Ontario - Dabbling Ducks																	
40647	ABDU	b	A	F	1	88d	6b	ON	nd	nd	tr			tr			
40570	ABDU	b	I	M	1	88d	6d	ON	nd	nd	tr			tr			
40624	ABDU	b	A	F	1	88d	6h	ON	nd	tr	tr			tr			
46376	ABDU		0:2:0	1:1:0	2	90d	6k	ON	tr	nd	tr			tr	nd	nd	nd
47608	AGWT		4:9:0	5:8:0	13	90d	6a	ON	nd	nd	tr			tr	nd	tr	nd
47965	AGWT		0:2:0	2:0:0	2	90d	6a	ON	tr	tr	0.001			0.001	nd	tr	tr
47913	AGWT		5:9:0	7:7:0	14	90d	6i	ON	nd	nd	tr			tr	nd	nd	nd
43191	GADW		I	M	1	89d	6l	ON	nd	nd	tr			tr	nd	nd	
43259	GADW		2:0:0	2:0:0	2	89d	6l	ON	nd	nd	tr			tr	nd	nd	
38239	MALL	b	2:2:1	1:4:0	5	87d	6b	ON	nd	tr	tr			tr			
38257	MALL	b	2:3:0	1:4:0	5	87d	6b	ON	nd	nd	tr			tr			
38251	MALL	b	4:1:0	3:2:0	5	87d	6d	ON	nd	nd	tr			0.003			
38245	MALL	b	3:2:0	2:3:0	5	87d	6e	ON	nd	nd	tr			tr			
40657	MALL	b	3:6:0	6:3:0	9	88d	6b	ON	nd	tr	tr			tr			
40772	MALL	b	2:9:0	4:7:0	11	88d	6b	ON	nd	nd	tr			tr			
40824	MALL	b	2:9:0	5:6:0	11	88d	6b	ON	nd	tr	0.001			0.001			
40581	MALL	b	5:5:0	4:6:0	10	88d	6d	ON	nd	tr	tr			tr			
40535	MALL	b	0:10:0	3:7:0	10	88d	6h	ON	tr	nd	0.002			0.002			
40627	MALL	b	3:6:0	3:6:0	9	88d	6h	ON	nd	nd	tr			tr			
40872	MALL	b	5:0:0	3:2:0	5	88d	6l	ON	nd	tr	0.001			tr			
40873	MALL	b	0:6:0	3:3:0	6	88d	6l	ON	nd	0.002	0.005			0.004			
43631	MALL		0:9:0	6:3:0	9	89d	6c	ON	tr	nd	0.001			tr	nd	tr	
43617	MALL		1:9:0	4:6:0	10	89d	6d	ON	nd	nd	tr			tr	nd	nd	
43369	MALL		A	M	1	89d	6i	ON	nd	0.001	nd			tr	nd	nd	
43315	MALL		0:0:2	0:2:0	2	89d	6j	ON	nd	nd	nd			nd	nd	nd	
43318	MALL		2:0:0	0:2:0	2	89d	6j	ON	nd	nd	tr			tr	nd	nd	
43180	MALL		I	F	1	89d	6l	ON	nd	nd	tr			tr	nd	nd	
43254	MALL		0:7:1	4:4:0	8	89d	6l	ON	tr	nd	0.004			0.002	nd	tr	
43255	MALL		1:6:0	2:5:0	7	89d	6l	ON	nd	nd	tr			tr	nd	tr	
43257	MALL		4:6:0	4:6:0	10	89d	6l	ON	tr	nd	0.003			0.002	nd	tr	
47548	MALL		2:9:0	5:6:0	11	90d	6a	ON	tr	nd	tr			tr	nd	tr	nd
47962	MALL		0:2:0	0:2:0	2	90d	6a	ON	tr	tr	0.004			tr	nd	tr	nd
47510	MALL		1:7:0	4:4:0	8	90d	6b	ON	tr	nd	0.001			tr	nd	tr	nd
47654	MALL		0:7:0	4:3:0	7	90d	6b	ON	0.002	tr	tr			tr	nd	tr	nd
47925	MALL		4:2:0	3:3:0	6	90d	6c	ON	tr	nd	tr			tr	nd	nd	nd
47621	MALL		0:8:0	4:4:0	8	90d	6d	ON	nd	nd	tr			tr	nd	nd	nd
47419	MALL		A	F	1	90d	6e	ON	tr	nd	tr			tr	nd	nd	nd
47646	MALL		0:8:0	3:5:0	8	90d	6e	ON	tr	tr	nd			tr	nd	nd	nd
47195	MALL		1:9:0	5:5:0	10	90d	6f	ON	nd	nd	tr			tr	nd	tr	nd
47937	MALL		0:7:0	5:2:0	7	90d	6i	ON	tr	nd	0.002			tr	nd	nd	nd
48052	MALL		0:9:0	4:5:0	9	90d	6j	ON	nd	nd	tr			tr	nd	tr	nd
46375	MALL		0:6:0	5:1:0	6	90d	6k	ON	nd	nd	tr			nd	nd	nd	
47624	WODU		1:1:0	2:0:0	2	90d	6a	ON	nd	tr	tr			tr	nd	nd	nd

Table 5: Continued

values in mg/kg wet weight

USOX #	Species		Age I:A:U	Sex F:M:U	N	Year	Mapref	Prov	PCB Congener 105	110	118	128	137	138	141	146	149
47973	WODU		1:1:0	0:2:0	2	90d	6e	ON	tr	nd	tr			tr	nd	nd	nd
46366	WODU		6:0:0	4:2:0	6	90d	6k	ON	nd	tr	tr			tr	nd	tr	
Southern Ontario - Bay Ducks																	
38277	GRSC	b	0:8:0	5:3:0	8	87d	6j	ON	tr	nd	0.009			0.009			
40706	GRSC	b	I	F	1	88d	6d	ON	nd	tr	tr			tr			
43326	GRSC		0:6:0	4:2:0	6	89d	6j	ON	nd	nd	0.001			0.002	nd	tr	
43480	GRSC		5:6:0	7:3:1	11	89d	6j	ON	tr	tr	0.002			0.004	nd	tr	
43261	GRSC		1:1:0	1:1:0	2	89d	6l	ON	0.002	nd	0.037			0.041	nd	0.010	
43425	GRSC		0:2:0	0:2:0	2	89d	6l	ON	tr	0.004	0.006			0.014	nd	0.003	
47969	GRSC		A	F	1	90d	6d	ON	0.002	tr	0.008			0.008	tr	0.001	tr
38262	LESC	b	A	M	1	87d	6j	ON	tr	nd	0.010			0.010			
40707	LESC	b	7:0:0	5:2:0	7	88d	6d	ON	nd	tr	tr			tr			
43374	LESC		0:4:0	1:3:0	4	89d	6i	ON	tr	0.002	0.009			0.003	tr	tr	
43319	LESC		I	M	1	89d	6j	ON	nd	nd	tr			0.002	nd	tr	
43335	LESC		A	F	1	89d	6j	ON	nd	nd	tr			tr	nd	nd	
43263	LESC		2:0:0	1:1:0	2	89d	6l	ON	tr	0.003	0.002			0.001	nd	tr	
43445	LESC		1:1:0	1:1:0	2	89d	6l	ON	0.001	nd	0.014			0.017	nd	0.004	
47150	LESC		4:3:0	3:4:0	7	90d	6f	ON	tr	tr	0.002			0.003	nd	tr	nd
47882	REDH		2:3:0	2:3:0	5	90d	6b	ON	tr	nd	tr			tr	nd	tr	nd
46359	RNDU		7:0:0	5:2:0	7	90d	6k	ON	nd	nd	tr			tr	nd	nd	
Southern Ontario - Sea Ducks																	
47748	BUFF		5:1:0	5:1:0	6	90d	6b	ON	tr	tr	0.001			0.002	tr	tr	tr
47532	BUFF		5:0:0	4:1:0	5	90d	6d	ON	tr	tr	0.001			0.001	nd	tr	tr
47970	BUFF		I	F	1	90d	6d	ON	tr	tr	0.001			0.002	tr	tr	tr
47955	BUFF		1:2:0	1:2:0	3	90d	6f	ON	nd	nd	tr			tr	nd	tr	nd
38282	COGO	b	1:2:0	1:2:0	3	87d	6j	ON	tr	nd	0.007			0.007			
38292	COGO	b	A	M	1	88a	6g	ON	0.002	nd	0.021			0.032			
43304	COGO		I	M	1	89d	6j	ON	tr	nd	0.002			0.003	nd	tr	
43307	COGO		1:1:0	1:0:1	2	89d	6j	ON	nd	tr	0.001			0.001	nd	tr	
43308	COGO		A	F	1	89d	6j	ON	tr	tr	0.013			0.010	nd	0.003	
43312	COGO		1:2:0	0:2:1	3	89d	6j	ON	nd	nd	0.004			0.004	nd	0.001	
47951	COGO		2:6:0	0:8:0	8	90d	6f	ON	0.001	tr	0.008			0.013	tr	0.004	nd
38291	OLDS	b	0:4:0	2:2:0	4	88a	6g	ON	0.004	0.001	0.044			0.072			
Southern Ontario - Mergansers																	
47846	COME		A	F	1	90d	6b	ON	tr	tr	0.025			0.040	nd	0.010	nd
47968	HOME		2:0:0	0:2:0	2	90d	6a	ON	tr	nd	tr			0.001	nd	tr	tr
47840	HOME		3:0:0	1:2:0	3	90d	6b	ON	tr	tr	0.003			0.003	tr	tr	tr
47924	HOME		4:2:0	2:4:0	6	90d	6i	ON	tr	tr	0.003			0.003	tr	tr	tr
47751	RBME		1:1:0	1:1:0	2	90d	6b	ON	0.005	0.001	0.021			0.024	tr	0.004	0.004

Table 5: Continued

values in mg/kg wet weight

USOX #	Species		Age I:A:U	Sex F:M:U	N	Year	Mapref	Prov	PCB Congener 105	110	118	128	137	138	141	146	149
Northern Ontario - Geese & Swans																	
44546	CAGO		0:5:0	2:3:0	5	90b	7c	ON	nd	nd	tr			tr	nd	nd	
44969	CAGO		0:9:0	6:2:1	9	90b	7d	ON	nd	nd	nd			tr	nd	nd	
44790	CAGO		0:10:0	7:3:0	10	90b	7g	ON	nd	nd	nd			tr	nd	nd	
44970	CAGO		0:10:0	3:7:0	10	90b	7k	ON	nd	0.002	nd			tr	nd	tr	
48005	CAGO		0:6:0	4:2:0	6	90d	7f	ON	nd	0.001	nd			nd	nd	nd	nd
47280	CAGO		2:8:0	4:6:0	10	90d	7l	ON	nd	tr	nd			tr	nd	nd	nd
41640	LSGO		6:4:0	7:3:0	10	89b	7g	ON	nd	nd	nd			nd	nd	nd	
43295	LSGO		3:7:0	5:5:0	10	89d	7g	ON	nd	nd	nd			nd	nd	nd	
Northern Ontario - Dabbling Ducks																	
43364	ABDU		0:5:0	3:2:0	5	89d	7h	ON	nd	nd	nd			tr	nd	nd	
39905	AGWT	b	A	F	1	88c	7e	ON			tr			nd			
40473	AMWI	b	I	F	1	88d	7a	ON	nd	tr	tr			tr			
40360	MALL	b	0:3:0	2:1:0	3	88c	7c	ON	nd	nd	tr			tr			
40361	MALL	b	3:0:0	2:1:0	3	88c	7c	ON	nd	nd	tr			tr			
40356	MALL	b	0:4:0	1:3:0	4	88c	7e	ON	nd	nd	0.002			tr			
40357	MALL	b	3:0:0	1:2:0	3	88c	7e	ON	nd	nd	nd			0.002			
40478	MALL	b	0:4:0	2:2:0	4	88d	7a	ON	tr	tr	0.006			0.002			
40591	MALL	b	0:5:0	2:3:0	5	88d	7h	ON	nd	tr	tr			tr			
43516	MALL		1:9:0	1:9:0	10	89d	7f	ON	tr	nd	0.002			0.002	nd	tr	
43353	MALL		1:3:0	1:3:0	4	89d	7h	ON	nd	nd	tr			tr	nd	nd	
43388	MALL		5:4:0	4:5:0	9	89d	7k	ON	nd	nd	nd			nd	nd	nd	
44325	MALL		0:5:0	0:5:0	5	90b	7c	ON	nd	nd	tr			tr	nd	tr	
44769	MALL		0:2:0	1:1:0	2	90b	7c	ON	nd	nd	nd			tr	nd	nd	
47432	MALL		1:11:0	4:8:0	12	90d	7a	ON	nd	nd	tr			tr	nd	nd	nd
47207	MALL		0:7:0	5:2:0	7	90d	7j	ON	nd	tr	tr			tr	nd	tr	nd
43558	NSHO		I	F	1	89d	7f	ON	nd	tr	0.002			0.002	nd	tr	
43358	WODU		A	M	1	89d	7h	ON	nd	nd	nd			tr	nd	nd	
47290	WODU		A	M	1	90d	7a	ON	nd	tr	tr			tr	nd	nd	nd
Northern Ontario - Bay Ducks																	
43555	GRSC		0:3:0	1:2:0	3	89d	7f	ON	nd	tr	tr			tr	nd	nd	
43557	LESC		A	M	1	89d	7f	ON	tr	0.001	0.001			0.002	tr	tr	
47289	LESC		0:3:0	3:0:0	3	90d	7a	ON	nd	nd	nd			nd	nd	nd	nd
43551	RNDU		1:3:0	2:2:0	4	89d	7f	ON	nd	nd	tr			tr	nd	nd	
Northern Ontario - Sea Ducks																	
43397	BUFF		I	F	1	89d	7k	ON	nd	tr	tr			tr	tr	nd	
43298	COGO		0:2:0	0:2:0	2	89b	7h	ON	0.001	nd	0.019			0.023	nd	0.006	
43556	COGO		A	F	1	89d	7f	ON	tr	0.007	0.007			0.013	nd	0.002	

Table 5: Continued

values in mg/kg wet weight

USOX #	Species		Age I:A:U	Sex F:M:U	N	Year	Mapref	Prov	PCB Congener 105	110	118	128	137	138	141	146	149
43396	COGO		3:0:0	1:2:0	3	89d	7k	ON	nd	tr	0.001			0.002	tr	tr	
47291	COGO		A	M	1	90d	7a	ON	tr	nd	tr			tr	nd	tr	nd
47893	COGO		I	M	1	90d	7h	ON	nd	nd	tr			tr	nd	nd	nd
Northern Ontario - Mergansers																	
43344	COME		A	M	1	89b	7h	ON	0.033	0.010	0.331			0.357	0.008	0.065	
47285	COME		I	M	1	90d	7a	ON	tr	0.003	0.004			0.003	tr	tr	0.001
47993	COME		A	F	1	90d	7b	ON	0.002	tr	0.007			0.025	tr	0.004	0.004
47138	COME		0:6:0	6:0:0	6	90d	7c	ON	0.003	tr	0.018			0.021	nd	0.004	nd
47632	COME		1:2:0	2:1:0	3	90d	7h	ON	0.004	tr	0.020			0.028	tr	0.006	nd
43398	HOME		I	F	1	89d	7k	ON	tr	nd	0.002			0.002	nd	tr	
47845	HOME		4:0:0	2:2:0	4	90d	7h	ON	tr	nd	0.002			0.003	nd	tr	nd
47894	HOME		I	M	1	90d	7h	ON	0.002	nd	0.008			0.010	nd	0.002	nd
40362	RBME	b	0:2:0	2:0:0	2	88c	7c	ON	nd	nd	0.014			0.020			
40358	RBME	b	0:3:0	3:0:0	3	88c	7e	ON	nd	nd	0.127			0.132			
47633	RBME		A	F	1	90d	7h	ON	0.008	tr	0.039			0.067	nd	0.012	nd
Northern Ontario - Loons																	
40359	COLO	b	0:4:0	3:1:0	4	88b	7e	ON	nd	0.011	0.129			0.220			
40363	COLO	b	0:3:0	2:1:0	3	88c	7c	ON	nd	0.008	0.160			0.257			
44315	COLO		0:6:0	2:4:0	6	90b	7c	ON	nd	0.020	0.115			0.299	nd	0.062	
46125	COLO		0:4:0	1:3:0	4	90b	7c	ON	0.007	0.010	0.062			0.092	0.012	0.019	
46116	COLO		0:10:0	4:6:0	10	90b	7e	ON	nd	nd	nd			nd	nd	nd	
Prairies - Terrestrial Browsers																	
69807	RUGR		0:2:0	0:2:0	2	94b	8b	YT	nd	nd	nd	nd	nd	nd	nd	nd	nd
69808	SPGR		0:3:0	2:1:0	3	94b	8b	YT	nd	nd	nd	nd	nd	nd	nd	nd	nd
Prairies - Geese & Swans																	
41780	CAGO		10:0:0	0:1:9	10	89d	8e	AB	nd	nd	nd			nd	nd	nd	
63194	CAGO		4:6:0	2:8:0	10	93c	8w	MB	nd	nd	nd	nd	nd	nd	nd	nd	nd
66806	CAGO		10:0:0	5:5:0	10	93d	8aa	MB	nd	nd	nd	nd	nd	nd	nd	nd	nd
63132	CAGO		8:2:0	6:4:0	10	93d	8e	AB	nd	nd	nd	nd	tr	tr	nd	nd	nd
63050	CAGO		2:0:0	0:2:0	2	93d	8f	AB	nd	nd	nd	nd	nd	nd	nd	nd	nd
64791	CAGO		0:10:0	3:7:0	10	93d	8g	AB	nd	nd	nd	nd	nd	nd	nd	nd	nd
64022	CAGO		1:4:0	3:2:0	5	93d	8h	AB	nd	nd	nd			nd	nd	nd	nd
63953	CAGO		0:3:0	1:2:0	3	93d	8i	AB	nd	nd	nd			nd	nd	nd	nd
69250	CAGO		3:3:0	5:1:0	6	93d	8l	AB	nd	nd	nd	nd	nd	nd	nd	nd	nd
64256	CAGO		0:2:0	1:1:0	2	93d	8m	SK	nd	nd	nd	nd	nd	nd	nd	nd	nd
64258	CAGO		0:9:0	6:3:0	9	93d	8q	SK	nd	nd	nd	nd	nd	nd	nd	nd	nd
64317	CAGO		6:4:0	7:3:0	10	93d	8q	SK	nd	nd	nd	nd	nd	nd	nd	nd	nd

Table 5: Continued

values in mg/kg wet weight

USOX #	Species	Age I:A:U	Sex F:M:U	N	Year	Mapref	Prov	PCB Congener 105	110	118	128	137	138	141	146	149
65512	CAGO	0:3:0	1:2:0	3	93d	8q	SK	nd	0.001	0.003	nd	nd	0.004	nd	0.004	0.006
64485	CAGO	0:10:0	7:3:0	10	93d	8s	SK	nd	nd	nd	nd	nd	nd	nd	nd	nd
65777	CAGO	0:5:0	1:4:0	5	93d	8u	SK	nd	nd	nd	nd	nd	nd	nd	nd	nd
64894	CAGO	4:3:0	5:2:0	7	93d	8x	MB	nd	nd	nd	nd	nd	nd	nd	nd	nd
67133	CAGO	8:2:0	6:4:0	10	93d	8z	MB	nd	nd	nd	nd	nd	nd	nd	nd	nd
65494	CAGO	A	M	1	94b	8b	YT	nd	nd	nd	nd	nd	nd	nd	nd	nd
65505	GWFG	0:3:0	2:1:0	3	93d	8r	SK	tr	tr	0.002	nd	nd	0.003	nd	tr	nd
64318	GWFG	8:2:0	7:3:0	10	93d	8s	SK	nd	nd	nd	nd	nd	nd	nd	nd	nd
40311	LSGO b	0:7:0	4:3:0	7	88d	8w	MB	nd	nd	nd			nd			
63183	LSGO	2:8:0	5:5:0	10	93c	8w	MB	nd	nd	nd	nd	nd	nd	nd	nd	nd
67135	LSGO	10:0:0	6:4:0	10	93d	8aa	MB	nd	nd	nd	nd	nd	nd	nd	nd	nd
69426	LSGO	1:2:0	2:1:0	3	93d	8bb	MB	nd	nd	nd	nd	nd	nd	nd	nd	nd
63948	LSGO	10:0:0	6:4:0	10	93d	8j	AB	nd	nd	nd			nd	nd	nd	nd
65533	LSGO	5:2:0	2:5:0	7	93d	8n	SK	nd	nd	nd	nd	nd	nd	nd	nd	nd
64556	LSGO	0:10:0	4:6:0	10	93d	8q	SK	nd	nd	nd	nd	nd	nd	nd	nd	nd
69254	LSGO	2:0:0	0:2:0	2	93d	8v	SK	nd	nd	nd	nd	nd	nd	nd	nd	nd
67713	LSGO	10:0:0	5:5:0	10	93d	8z	MB	nd	nd	nd	nd	tr	nd	nd	nd	nd
Prairies - Dabbling Ducks																
69169	ABDU	0:2:0	1:1:0	2	93d	8aa	MB	nd	nd	nd	nd	nd	nd	nd	nd	nd
64503	AGWT	A	F	1	92c	8f	AB	nd	nd	nd	nd	nd	nd	nd	nd	nd
66442	AGWT	3:4:0	4:3:0	7	93d	8aa	MB	nd	nd	nd	nd	nd	nd	nd	nd	nd
64021	AGWT	2:6:0	8:0:0	8	93d	8h	AB	nd	nd	nd			nd	nd	nd	nd
69248	AGWT	0:2:0	2:0:0	2	93d	8l	AB	nd	nd	nd	nd	nd	nd	nd	nd	nd
63415	AGWT	A	M	1	93d	8p	SK	nd	nd	nd	nd	nd	nd	nd	nd	nd
65746	AGWT	3:0:0	0:3:0	3	93d	8t	SK	nd	nd	nd	nd	nd	nd	nd	nd	nd
64770	AGWT	5:1:0	2:4:0	6	93d	8x	MB	0.002	nd	nd	nd	tr	nd	nd	tr	0.003
69877	AGWT	0:5:0	2:3:0	5	94b	8b	YT	nd	nd	nd	nd	nd	0.001	nd	nd	nd
64486	AMWI	A	M	1	92c	8f	AB	nd	nd	nd	nd	nd	nd	nd	nd	nd
64501	AMWI	I	F	1	92c	8f	AB	nd	nd	nd	nd	nd	nd	nd	nd	nd
63163	AMWI	I	M	1	93d	8bb	MB	nd	nd	nd	nd	nd	nd	nd	nd	nd
63143	AMWI	I	M	1	93d	8d	AB	nd	nd	nd	nd	nd	nd	nd	nd	nd
63950	AMWI	0:10:0	5:5:0	10	93d	8h	AB	nd	nd	nd			nd	nd	nd	nd
69425	AMWI	0:9:0	5:4:0	9	93d	8l	AB	nd	nd	nd	nd	nd	nd	nd	nd	nd
68879	AMWI	0:2:0	2:0:0	2	94c	8c	BC	nd	nd	nd			nd	nd	nd	nd
64502	BWTE	A	F	1	92c	8f	AB	nd	nd	nd	nd	nd	nd	nd	nd	nd
63957	BWTE	1:1:0	1:1:0	2	93d	8h	AB	nd	nd	nd			nd	nd	nd	nd
63688	BWTE	3:2:0	1:4:0	5	93d	8l	AB	nd	nd	nd	nd	nd	nd	nd	nd	nd
63333	BWTE	A	F	1	93d	8q	SK	nd	nd	nd	nd	nd	nd	nd	nd	nd
65776	BWTE	2:5:0	4:3:0	7	93d	8t	SK	nd	nd	nd	nd	nd	nd	nd	nd	nd
64778	BWTE	3:0:0	2:1:0	3	93d	8x	MB	nd	nd	nd	nd	nd	nd	nd	nd	nd
67132	BWTE	1:1:0	2:0:0	2	93d	8z	MB	nd	nd	nd	nd	nd	nd	nd	nd	nd
69910	BWTE	1:1:0	1:1:0	2	94c	8c	BC	nd	nd	nd			nd	nd	nd	nd
64162	GADW	3:1:0	2:2:0	4	93c	8t	SK	nd	nd	nd	nd	nd	nd	nd	nd	nd
63032	GADW	I	F	1	93d	8f	AB	nd	nd	nd	nd	nd	nd	nd	nd	nd

Table 5: Continued

values in mg/kg wet weight

USOX #	Species		Age I:A:U	Sex F:M:U	N	Year	Mapref	Prov	PCB Congener 105	110	118	128	137	138	141	146	149
64145	GADW		0:10:0	4:6:0	10	93d	8h	AB	nd	nd	nd			nd	nd	nd	nd
63251	GADW		A	M	1	93d	8l	AB	nd	nd	nd			nd	nd	nd	nd
69251	GADW		1:8:0	3:6:0	9	93d	8l	AB	nd	nd	nd	nd	nd	nd	nd	nd	nd
64251	GADW		4:6:0	5:5:0	10	93d	8p	SK	nd	nd	nd	nd	nd	nd	nd	nd	nd
63330	GADW		A	M	1	93d	8t	SK	nd	nd	nd	nd	nd	nd	nd	nd	nd
65779	GADW		3:2:0	2:3:0	5	93d	8t	SK	nd	nd	nd	nd	nd	nd	nd	nd	nd
40230	MALL	b	I	M	1	88d	8d	AB	nd	nd	nd			nd			
40876	MALL	b	0:7:0	2:5:0	7	88d	8g	AB	nd	nd	tr			tr			
40442	MALL	b	2:8:0	3:7:0	10	88d	8p	SK	nd	nd	tr			tr			
40299	MALL	b	0:10:0	1:9:0	10	88d	8x	MB	nd	nd	tr			tr			
41769	MALL		0:10:0	2:8:0	10	89d	8g	AB	nd	nd	nd			nd	nd	nd	
41758	MALL		1:9:0	0:10:0	10	89d	8h	AB	nd	nd	tr			tr	nd	nd	
43500	MALL		1:2:0	2:1:0	3	89d	8s	SK	nd	nd	nd			nd	nd	nd	
43531	MALL		0:10:0	6:4:0	10	89d	8t	SK	nd	nd	nd			nd	nd	nd	
64505	MALL		A	F	1	92c	8f	AB	nd	nd	nd	nd	nd	nd	nd	nd	nd
64248	MALL		0:10:0	4:6:0	10	93c	8t	SK	nd	nd	tr	nd	tr	tr	nd	nd	nd
68405	MALL		1:5:0	0:6:0	6	93c	8z	MB	nd	nd	tr	nd	nd	nd	nd	nd	nd
67131	MALL		4:4:0	5:3:0	8	93d	8aa	MB	nd	nd	nd	nd	0.003	nd	nd	nd	nd
69430	MALL		0:10:0	3:7:0	10	93d	8bb	MB	nd	nd	nd	nd	nd	nd	nd	nd	nd
63140	MALL		3:4:0	3:4:0	7	93d	8d	AB	nd	nd	nd	nd	nd	nd	nd	nd	nd
63047	MALL		1:8:0	6:3:0	9	93d	8f	AB	nd	nd	nd	nd	nd	nd	nd	nd	nd
64667	MALL		0:10:0	7:3:0	10	93d	8g	AB	nd	nd	nd	nd	nd	nd	nd	nd	nd
63952	MALL		0:10:0	6:4:0	10	93d	8h	AB	nd	nd	nd			nd	nd	nd	nd
63949	MALL		5:5:0	7:3:0	10	93d	8i	AB	nd	nd	nd			nd	nd	nd	nd
69261	MALL		0:10:0	3:7:0	10	93d	8k	AB	nd	nd	nd	nd	nd	nd	nd	nd	nd
69428	MALL		0:10:0	4:6:0	10	93d	8l	AB	nd	nd	nd	nd	nd	nd	nd	nd	nd
64161	MALL		0:3:0	2:1:0	3	93d	8m	SK	nd	nd	nd	nd	nd	nd	nd	nd	nd
65303	MALL		0:9:0	2:7:0	9	93d	8n	SK	nd	tr	tr	nd	nd	nd	nd	nd	nd
64160	MALL		4:4:0	4:4:0	8	93d	8p	SK	nd	nd	nd	nd	nd	nd	nd	nd	nd
63331	MALL		A	M	1	93d	8q	SK	nd	nd	nd	nd	nd	nd	nd	nd	nd
64247	MALL		0:2:0	0:2:0	2	93d	8q	SK	nd	nd	nd	nd	nd	nd	nd	nd	nd
63352	MALL		A	M	1	93d	8s	SK	nd	nd	nd	nd	nd	nd	nd	nd	nd
69255	MALL		3:0:0	1:2:0	3	93d	8v	SK	nd	nd	nd	nd	nd	nd	nd	nd	nd
64771	MALL		8:2:0	2:8:0	10	93d	8x	MB	nd	nd	nd	nd	nd	nd	nd	nd	nd
66976	MALL		6:4:0	6:4:0	10	93d	8z	MB	nd	nd	nd	nd	nd	nd	nd	nd	nd
69886	MALL		0:5:0	1:4:0	5	94b	8b	YT	nd	nd	nd	nd	nd	nd	nd	nd	nd
63947	NOPI		A	F	1	93d	8aa	MB	nd	nd	nd	nd	nd	nd	nd	nd	nd
64769	NOPI		8:2:0	5:5:0	10	93d	8g	AB	nd	nd	nd	nd	nd	nd	nd	nd	nd
63975	NOPI		1:4:0	3:2:0	5	93d	8h	AB	nd	nd	nd			nd	nd	nd	nd
63720	NOPI		A	F	1	93d	8k	AB	nd	nd	nd	nd	nd	nd	nd	nd	nd
69429	NOPI		2:8:0	6:4:0	10	93d	8l	AB	nd	nd	nd	nd	nd	nd	nd	nd	nd
63332	NOPI		A	M	1	93d	8q	SK	nd	nd	nd	nd	nd	nd	nd	nd	nd
63205	NOPI		1:9:0	4:6:0	10	93d	8w	MB	nd	nd	nd	nd	nd	nd	nd	nd	nd
64976	NOPI		8:0:0	7:1:0	8	93d	8x	MB	nd	tr	tr	nd	nd	nd	nd	nd	nd
65495	NOPI		A	F	1	94b	8b	YT	nd	nd	nd	nd	nd	nd	nd	nd	nd
68421	NOPI		A	F	1	94c	8c	BC	nd	nd	nd			nd	nd	nd	nd

Table 5: Continued

values in mg/kg wet weight

USOX #	Species	Age I:A:U	Sex F:M:U	N	Year	Mapref	Prov	PCB Congener 105	110	118	128	137	138	141	146	149
66805	NSHO	4:2:0	4:2:0	6	93d	8aa	MB	nd	nd	0.001	nd	tr	0.002	nd	nd	nd
65803	NSHO	2:0:0	2:0:0	2	93d	8d	AB	nd	nd	nd	nd	nd	nd	nd	nd	nd
63974	NSHO	2:3:0	4:1:0	5	93d	8h	AB	nd	nd	nd			nd	nd	nd	nd
64745	NSHO	10:0:0	5:5:0	10	93d	8x	MB	nd	nd	nd	nd	nd	tr	nd	nd	nd
Prairies - Bay Ducks																
70159	CANV	10:0:0	3:7:0	10	92c	8f	AB	nd	nd	nd	nd	nd	nd	nd	nd	nd
43542	LESC	3:5:2	4:6:0	10	89d	8p	SK	nd	nd	tr			tr	nd	nd	
69236	LESC	2:0:0	1:1:0	2	93d	8cc	MB	nd	nd	nd	nd	nd	nd	nd	nd	nd
63046	LESC	I	F	1	93d	8f	AB	nd	nd	nd	nd	nd	nd	nd	nd	nd
63267	LESC	I	F	1	93d	8h	AB	nd	nd	nd			nd	nd	nd	nd
63324	LESC	A	M	1	93d	8o	SK	nd	nd	tr	nd	nd	0.001	nd	nd	tr
64159	LESC	0:10:0	5:5:0	10	93d	8p	SK	nd	nd	tr	nd	nd	tr	nd	nd	nd
63349	LESC	A	M	1	93d	8q	SK	tr	nd	0.002	nd	nd	0.002	nd	tr	nd
64790	LESC	2:8:0	1:9:0	10	93d	8x	MB	0.001	nd	0.005	nd	nd	0.005	nd	0.001	nd
67134	LESC	5:4:0	4:5:0	9	93d	8z	MB	nd	nd	nd	nd	nd	nd	nd	nd	nd
69566	LESC	I	M	1	94d	8a	YT	nd	nd	nd	nd	nd	nd	nd	nd	nd
63678	REDH	3:2:0	3:2:0	5	93d	8bb	MB	nd	nd	nd	nd	nd	nd	nd	nd	nd
69249	REDH	0:3:0	3:0:0	3	93d	8l	AB	nd	nd	nd	nd	nd	nd	nd	nd	nd
67292	REDH	0:10:0	3:7:0	10	93d	8y	MB	nd	nd	tr	nd	nd	tr	nd	nd	nd
68161	RNDU	6:2:0	3:5:0	8	93d	8cc	MB	nd	nd	nd	nd	nd	nd	nd	nd	nd
63045	RNDU	I	F	1	93d	8f	AB	nd	nd	nd	nd	nd	nd	nd	nd	nd
69554	RNDU	A	F	1	94b	8b	YT	nd	nd	nd	nd	nd	0.001	nd	nd	nd
Prairies - Sea Ducks																
63325	BUFF	A	F	1	93d	8o	SK	tr	nd	tr	nd	nd	0.001	nd	nd	tr
69170	BUFF	2:0:0	1:1:0	2	93d	8z	MB	nd	nd	nd	nd	nd	nd	nd	nd	nd
69601	BUFF	0:2:0	2:0:0	2	94b	8b	YT	nd	nd	nd	nd	nd	nd	nd	nd	nd
69805	BUFF	0:3:0	1:2:0	3	94b	8b	YT	nd	nd	0.002	nd	nd	0.003	nd	tr	nd
43491	COGO	5:1:0	2:4:0	6	89d	8p	SK	tr	nd	0.002			0.002	nd	tr	
43496	COGO	4:0:0	2:2:0	4	89d	8p	SK	tr	0.002	0.002			0.006	tr	tr	
63048	COGO	4:1:0	2:3:0	5	93d	8f	AB	nd	nd	nd	nd	nd	nd	nd	nd	nd
69892	COGO	1:4:0	0:5:0	5	94b	8b	YT	nd	nd	0.001	nd	nd	0.002	nd	nd	nd
69565	SUSC	I	F	1	94d	8a	YT	nd	nd	nd	nd	nd	nd	nd	nd	nd
69564	WWSC	I	F	1	94d	8a	YT	nd	nd	nd	nd	nd	nd	nd	nd	nd
Pacific - Terrestrial Browsers																
69891	PTAR	0:6:0	2:4:0	6	94d	9b	YT	nd	nd	nd	nd	nd	nd	nd	nd	nd
69246	ROPT	0:3:0	1:2:0	3	94b	9a	YT	nd	nd	nd	nd	nd	nd	nd	nd	nd
65543	RUGR	A	M	1	94b	9a	YT	nd	nd	nd	nd	nd	nd	nd	nd	nd
68850	RUGR	A	M	1	94d	9b	YT	nd	nd	nd	nd	nd	nd	nd	nd	nd
69247	SPGR	0:4:0	1:3:0	4	94b	9a	YT	0.003	nd	0.003	nd	0.002	nd	nd	nd	nd

Table 5: Continued

values in mg/kg wet weight

USOX #	Species	Age I:A:U	Sex F:M:U	N	Year	Mapref	Prov	PCB Congener 105	110	118	128	137	138	141	146	149
66034	SPGR	0:3:0	2:1:0	3	94b	9b	YT	nd	nd	nd	nd	nd	nd	nd	nd	nd
69078	SPGR	0:5:0	3:2:0	5	94b	9b	YT	nd	nd	nd	nd	nd	nd	nd	nd	nd
68849	SPGR	0:4:0	2:2:0	4	94d	9b	YT	nd	nd	nd	nd	nd	nd	nd	nd	nd
69238	WIPT	0:2:0	1:1:0	2	94b	9a	YT	0.003	nd	0.003	nd	0.002	nd	nd	nd	nd
69602	WIPT	0:2:0	0:2:0	2	94b	9b	YT	nd	nd	nd	nd	nd	nd	nd	nd	nd
69603	WIPT	0:3:0	2:1:0	3	94c	9b	YT	nd	nd	nd	nd	nd	nd	nd	nd	nd
Pacific - Geese & Swans																
70336	BLBR	0:6:0	2:4:0	6	95a	9j	BC	nd	nd	nd	nd	nd	nd	nd	nd	nd
43846	CAGO	0:4:0	2:2:0	4	90a	9j	BC	nd	nd	tr			tr	nd	tr	
66044	CAGO	0:2:0	1:1:0	2	94b	9b	YT	nd	nd	nd	nd	nd	nd	nd	nd	nd
70333	CAGO	0:5:0	3:2:0	5	94d	9j	BC	nd	nd	nd	nd	nd	nd	nd	nd	nd
70229	CAGO	A	M	1	94d	9k	BC	nd	nd	nd	nd	nd	nd	nd	nd	nd
68965	CAGO	0:5:0	2:3:0	5	94d	9l	BC	nd	nd	nd	nd	nd	nd	nd	nd	nd
Pacific - Dabbling Ducks																
43479	AGWT	I	M	1	89d	9j	BC	nd	nd	tr			tr	nd	tr	
69456	AGWT	0:7:0	2:5:0	7	92b	9b	YT	0.001	nd	0.005	nd	nd	0.012	nd	0.002	nd
66008	AGWT	A	M	1	93b	9b	YT	nd	nd	nd	nd	nd	nd	nd	nd	nd
65306	AGWT	0:2:0	0:2:0	2	94b	9b	YT	nd	nd	nd	nd	nd	nd	nd	nd	nd
69878	AGWT	0:2:0	2:0:0	2	94b	9b	YT	nd	nd	nd	nd	nd	nd	nd	nd	nd
69879	AGWT	4:0:0	1:3:0	4	94b	9b	YT	nd	nd	0.001	nd	nd	tr	nd	nd	tr
68492	AGWT	0:10:0	2:8:0	10	94d	9e	BC	nd	nd	nd	nd	nd	nd	nd	nd	nd
68652	AGWT	0:2:0	1:1:0	2	94d	9f	BC	nd	nd	nd	nd	nd	nd	nd	nd	nd
68676	AGWT	3:5:0	5:3:0	8	94d	9g	BC	nd	nd	nd	nd	nd	nd	nd	nd	nd
68691	AGWT	0:2:0	2:0:0	2	94d	9g	BC	nd	nd	nd	nd	nd	nd	nd	nd	nd
69144	AGWT	0:10:0	5:5:0	10	94d	9h	BC	nd	nd	nd	nd	nd	nd	nd	nd	nd
69165	AGWT	3:6:0	6:3:0	9	94d	9i	BC	nd	nd	nd	nd	nd	nd	nd	nd	nd
70259	AGWT	0:2:0	1:1:0	2	94d	9i	BC	nd	nd	nd	nd	nd	nd	nd	nd	nd
68941	AGWT	A	F	1	94d	9j	BC	nd	nd	nd	nd	nd	nd	nd	nd	nd
68942	AGWT	2:6:0	4:4:0	8	94d	9j	BC	nd	nd	nd	nd	nd	nd	nd	nd	nd
70255	AGWT	1:3:0	4:0:0	4	94d	9j	BC	nd	nd	nd	nd	nd	nd	nd	nd	nd
68439	AGWT	2:8:0	7:3:0	10	94d	9k	BC	nd	nd	nd	nd	nd	nd	nd	nd	nd
68797	AGWT	1:4:0	3:2:0	5	94d	9m	BC	nd	nd	nd	nd	nd	nd	nd	nd	nd
43478	AMWI	0:2:0	1:1:0	2	89d	9j	BC	nd	nd	nd			tr	nd	nd	
69880	AMWI	0:2:0	0:2:0	2	94b	9b	YT	nd	nd	nd	nd	nd	nd	nd	nd	nd
69881	AMWI	0:4:0	1:3:0	4	94b	9b	YT	nd	nd	nd	nd	nd	nd	nd	nd	nd
68481	AMWI	2:4:0	3:3:0	6	94d	9e	BC	nd	nd	nd			nd	nd	nd	nd
68649	AMWI	5:5:0	5:5:0	10	94d	9f	BC	nd	nd	nd	nd	nd	nd	nd	nd	nd
68688	AMWI	0:2:0	2:0:0	2	94d	9g	BC	nd	nd	nd	nd	tr	nd	nd	nd	nd
70337	AMWI	1:1:0	0:2:0	2	94d	9g	BC	nd	nd	nd	nd	nd	nd	nd	nd	nd
70316	AMWI	2:4:0	4:2:0	6	94d	9h	BC	nd	nd	nd	nd	tr	nd	nd	nd	nd
70328	AMWI	1:1:0	2:0:0	2	94d	9i	BC	nd	nd	nd	nd	nd	nd	nd	nd	nd
70300	AMWI	0:10:0	3:7:0	10	94d	9j	BC	nd	nd	nd	nd	tr	nd	nd	nd	nd

Table 5: Continued

values in mg/kg wet weight

USOX #	Species		Age I:A:U	Sex F:M:U	N	Year	Mapref	Prov	PCB Congener 105	110	118	128	137	138	141	146	149
68433	AMWI		4:6:0	5:5:0	10	94d	9k	BC	nd	nd	nd	nd	nd	nd	nd	nd	nd
70338	AMWI		0:2:0	1:1:0	2	94d	9k	BC	nd	nd	nd	nd	tr	nd	nd	nd	nd
68796	AMWI		0:5:0	3:2:0	5	94d	9m	BC	nd	nd	nd	nd	nd	nd	nd	nd	nd
70340	AMWI		0:2:0	2:0:0	2	95a	9h	BC	nd	nd	nd	nd	nd	nd	nd	nd	nd
70329	AMWI		0:3:0	0:3:0	3	95a	9i	BC	nd	nd	nd	nd	0.003	nd	nd	nd	nd
68503	BWTE		9:1:0	6:4:0	10	94d	9e	BC	nd	nd	nd	nd	nd	nd	nd	nd	nd
68651	BWTE		3:3:0	5:1:0	6	94d	9f	BC	nd	nd	nd			nd	nd	nd	nd
68692	BWTE		A	F	1	94d	9g	BC	nd	nd	nd	nd	nd	nd	nd	nd	nd
68457	BWTE		4:0:0	0:4:0	4	94d	9k	BC	nd	nd	nd	nd	nd	nd	nd	nd	nd
70332	BWTE		0:2:0	2:0:0	2	94d	9k	BC	nd	nd	nd	nd	nd	nd	nd	nd	nd
68685	GADW		I	M	1	94d	9g	BC	nd	nd	nd	nd	nd	nd	nd	nd	nd
70254	GADW		0:2:0	2:0:0	2	94d	9j	BC	nd	nd	nd	nd	nd	nd	nd	nd	nd
68415	GADW		4:5:0	5:4:0	9	94d	9k	BC	nd	nd	nd	nd	nd	nd	nd	nd	nd
70231	GADW		I	M	1	94d	9k	BC	nd	nd	nd	nd	nd	nd	nd	nd	nd
70339	GADW		2:0:0	2:0:0	2	94d	9l	BC	nd	nd	nd	nd	nd	nd	nd	nd	nd
70290	GADW		1:1:0	0:2:0	2	94d	9m	BC	nd	nd	nd	nd	nd	nd	nd	nd	nd
43276	MALL		0:8:0	2:6:0	8	88b	9b	YT	nd	nd	tr			tr	nd	nd	
40427	MALL	b	4:4:0	7:1:0	8	88d	9b	YT	nd	tr	nd			nd			
40339	MALL	b	0:10:0	3:7:0	10	88d	9i	BC	tr	tr	tr			tr			
40324	MALL	b	0:8:0	3:5:0	8	88d	9j	BC	tr	nd	0.002			tr			
40808	MALL	b	0:7:0	4:3:0	7	88d	9k	BC	nd	tr	nd			tr			
43277	MALL		0:6:0	2:4:0	6	88d	9m	BC	nd	nd	nd			nd	nd	nd	
43444	MALL		0:6:0	3:3:0	6	89d	9l	BC	nd	nd	nd			nd	nd	nd	
69373	MALL		0:2:0	0:2:0	2	94b	9a	YT	nd	nd	nd	nd	nd	nd	nd	nd	nd
65998	MALL		0:7:0	1:6:0	7	94b	9b	YT	nd	nd	0.001	nd	nd	nd	nd	nd	nd
66041	MALL		0:4:0	1:3:0	4	94b	9b	YT	nd	nd	nd	nd	nd	nd	nd	nd	nd
65317	MALL		A	M	1	94b	9c	YT	nd	nd	nd	nd	nd	nd	nd	nd	nd
69604	MALL		0:2:0	0:2:0	2	94b	9c	YT	nd	nd	nd	nd	nd	nd	nd	nd	nd
69580	MALL		0:8:0	4:4:0	8	94d	9d	BC	tr	nd	0.004	nd	nd	0.003	nd	nd	nd
68468	MALL		5:5:0	4:6:0	10	94d	9e	BC	nd	nd	nd			nd	nd	nd	nd
68616	MALL		6:4:0	6:4:0	10	94d	9f	BC	nd	nd	nd	nd	nd	nd	nd	nd	nd
68680	MALL		1:9:0	4:5:1	10	94d	9g	BC	nd	nd	nd	nd	nd	nd	nd	nd	nd
69133	MALL		1:9:0	6:4:0	10	94d	9h	BC	nd	nd	nd	nd	nd	nd	nd	nd	nd
69582	MALL		0:7:0	4:3:0	7	94d	9i	BC	nd	nd	nd	nd	nd	nd	nd	nd	nd
68948	MALL		0:5:0	4:1:0	5	94d	9j	BC	nd	nd	nd	nd	nd	nd	nd	nd	nd
70157	MALL		0:10:0	5:5:0	10	94d	9j	BC	nd	nd	nd	nd	nd	nd	nd	nd	nd
68450	MALL		0:10:0	3:7:0	10	94d	9k	BC	nd	nd	nd			nd	nd	nd	nd
68871	MALL		0:8:0	3:5:0	8	94d	9k	BC	nd	nd	nd	nd	nd	nd	nd	nd	nd
70262	MALL		0:2:0	0:2:0	2	94d	9k	BC	nd	nd	nd	nd	nd	nd	nd	nd	nd
68959	MALL		1:9:0	4:6:0	10	94d	9l	BC	nd	nd	nd	nd	nd	nd	nd	nd	nd
68795	MALL		2:3:0	4:1:0	5	94d	9m	BC	nd	nd	nd	nd	nd	nd	nd	nd	nd
70135	MALL		A	F	1	95a	9i	BC	nd	nd	nd	nd	nd	nd	nd	nd	nd
41859	NOPI	a	1:11:0	2:10:0	12	88b	9b	YT	nd	nd	tr			tr	nd	nd	
43471	NOPI		1:2:0	2:1:0	3	89d	9j	BC	nd	nd	tr			tr	nd	nd	
69262	NOPI		0:2:0	1:1:0	2	94b	9a	YT	nd	nd	nd	nd	nd	nd	nd	nd	nd
69708	NOPI		0:2:0	1:1:0	2	94b	9b	YT	nd	nd	nd	nd	nd	nd	nd	nd	nd

Table 5: Continued

values in mg/kg wet weight

USOX #	Species	Age I:A:U	Sex F:M:U	N	Year	Mapref	Prov	PCB Congener 105	110	118	128	137	138	141	146	149
68653	NOPI	0:6:0	3:3:0	6	94d	9f	BC	nd	nd	nd	nd	nd	nd	nd	nd	nd
70267	NOPI	3:4:0	2:5:0	7	94d	9h	BC	nd	nd	nd	nd	nd	nd	nd	nd	nd
70136	NOPI	A	F	1	94d	9i	BC	nd	nd	nd	nd	nd	nd	nd	nd	nd
70158	NOPI	0:10:0	7:3:0	10	94d	9i	BC	nd	nd	nd	nd	nd	nd	nd	nd	nd
70296	NOPI	1:5:0	5:1:0	6	94d	9j	BC	nd	nd	nd	nd	nd	nd	nd	nd	nd
68422	NOPI	0:5:0	1:4:0	5	94d	9k	BC	nd	nd	nd	nd	nd	nd	nd	nd	nd
70244	NOPI	A	F	1	94d	9k	BC	nd	nd	nd	nd	nd	nd	nd	nd	nd
43475	NSHO	2:1:0	2:1:0	3	89d	9j	BC	nd	nd	nd			tr	nd	nd	
69372	NSHO	0:3:0	1:2:0	3	94b	9a	YT	0.002	nd	0.007	nd	nd	0.018	nd	0.005	nd
68650	NSHO	0:8:0	4:4:0	8	94d	9f	BC	nd	nd	nd	nd	nd	nd	nd	nd	nd
70260	NSHO	4:0:0	1:3:0	4	94d	9j	BC	nd	nd	nd	nd	nd	nd	nd	nd	nd
68885	NSHO	0:6:0	3:3:0	6	94d	9k	BC	tr	nd	nd	nd	nd	nd	nd	nd	nd
70291	NSHO	1:2:0	1:2:0	3	94d	9k	BC	nd	nd	nd	nd	nd	nd	nd	nd	nd
70217	NSHO	I	M	1	94d	9m	BC	nd	nd	nd	nd	nd	nd	nd	nd	nd
Pacific - Bay Ducks																
40418	GRSC b	I	F	1	88d	9i	BC	tr	tr	tr			tr			
69155	GRSC	1:1:0	1:1:0	2	95a	9i	BC	nd	nd	nd	nd	nd	0.002	nd	nd	nd
70342	GRSC	1:4:0	0:5:0	5	95a	9j	BC	0.002	nd	0.014	nd	nd	0.015	nd	0.003	0.002
40417	LESC ab	I	F	1	88d	9b	YT	nd	nd	tr			tr			
43437	LESC	2:0:0	2:0:0	2	89d	9l	BC	nd	nd	nd			nd	nd	nd	
45979	LESC	0:10:0	1:9:0	10	90b	9b	YT	tr	nd	0.006			0.009	nd	0.002	
66038	LESC	0:5:0	5:0:0	5	94b	9b	YT	tr	nd	0.004	nd	nd	0.008	nd	0.002	nd
70214	LESC	A	F	1	94d	9g	BC	nd	nd	nd	nd	nd	nd	nd	nd	nd
70239	LESC	A	F	1	94d	9k	BC	nd	nd	nd	nd	nd	nd	nd	nd	nd
66028	RNDU	A	F	1	94b	9b	YT	nd	nd	nd	nd	nd	nd	nd	nd	nd
68473	RNDU	1:1:0	1:1:0	2	94d	9e	BC	nd	nd	nd			nd	nd	nd	nd
68693	RNDU	I	M	1	94d	9f	BC	nd	nd	nd	nd	nd	nd	nd	nd	nd
68667	RNDU	2:0:0	0:2:0	2	94d	9g	BC	nd	nd	nd	nd	nd	nd	nd	nd	nd
68684	RNDU	0:2:0	2:0:0	2	94d	9g	BC	nd	nd	nd	nd	nd	nd	nd	nd	nd
70292	RNDU	1:1:0	2:0:0	2	94d	9k	BC	nd	nd	nd	nd	nd	nd	nd	nd	nd
Pacific - Sea Ducks																
66025	BAGO	0:3:0	1:2:0	3	94b	9b	YT	nd	nd	nd	nd	nd	nd	nd	nd	nd
65315	BAGO	0:4:0	2:2:0	4	94b	9c	YT	nd	nd	nd	nd	nd	0.001	nd	nd	nd
70261	BAGO	0:3:0	3:0:0	3	94d	9d	BC	nd	nd	0.001	nd	nd	0.001	nd	nd	nd
68664	BAGO	0:3:0	3:0:0	3	94d	9g	BC	nd	nd	tr			tr	nd	nd	nd
70294	BAGO	0:3:0	1:2:0	3	94d	9h	BC	nd	nd	nd	nd	nd	tr	nd	nd	nd
70334	BAGO	0:2:0	1:1:0	2	95a	9h	BC	nd	nd	nd	nd	nd	tr	nd	nd	nd
70293	BAGO	0:3:0	2:1:0	3	95a	9i	BC	tr	nd	0.002	nd	nd	0.003	nd	tr	nd
70341	BAGO	0:2:0	0:2:0	2	95a	9j	BC	0.001	nd	0.005	nd	nd	0.007	nd	0.001	nd
65310	BUFF	0:3:0	2:1:0	3	94b	9c	YT	nd	nd	nd	nd	nd	nd	nd	nd	nd
69600	BUFF	0:3:0	2:1:0	3	94b	9c	YT	nd	nd	nd	nd	nd	0.001	nd	nd	nd
70069	BUFF	4:4:0	3:5:0	8	94d	9d	BC	tr	tr	0.002			0.001	nd	tr	nd

Table 5: Continued

values in mg/kg wet weight

USOX #	Species	Age I:A:U	Sex F:M:U	N	Year	Mapref	Prov	PCB Congener 105	110	118	128	137	138	141	146	149
68519	BUFF	2:6:0	6:2:0	8	94d	9e	BC	nd	nd	nd	nd	nd	nd	nd	nd	nd
68660	BUFF	0:6:0	3:3:0	6	94d	9g	BC	nd	nd	nd	nd	nd	nd	nd	nd	nd
70213	BUFF	I	M	1	94d	9g	BC	nd	nd	nd	nd	nd	nd	nd	nd	nd
71065	BUFF	2:5:0	7:0:0	7	94d	9h	BC	nd	nd	0.001	nd	nd	0.001	nd	nd	nd
70326	BUFF	0:4:0	1:3:0	4	94d	9i	BC	nd	nd	nd	nd	nd	nd	nd	nd	nd
63049	BUFF	0:3:0	2:1:0	3	94d	9j	BC	nd	nd	nd	nd	nd	nd	nd	nd	nd
68525	BUFF	A	M	1	94d	9k	BC	nd	nd	tr			tr	nd	nd	nd
70327	BUFF	1:4:0	1:4:0	5	94d	9k	BC	nd	nd	nd	nd	nd	tr	nd	nd	nd
70330	BUFF	1:1:0	0:2:0	2	94d	9k	BC	0.001	nd	0.007	nd	nd	0.005	nd	0.001	nd
70331	BUFF	1:1:0	1:1:0	2	94d	9l	BC	nd	nd	nd	nd	nd	nd	nd	nd	nd
70303	BUFF	0:3:0	0:3:0	3	95a	9i	BC	nd	nd	nd	nd	nd	0.002	nd	nd	nd
70335	BUFF	0:3:0	0:3:0	3	95a	9j	BC	tr	nd	0.003	nd	nd	0.005	nd	tr	tr
41747	COGO	1:0:5	3:3:0	6	89d	9b	YT	nd	nd	nd			tr	nd	nd	
43434	COGO	3:1:0	2:2:0	4	89d	9l	BC	tr	nd	0.004			0.004	nd	tr	
65316	COGO	A	F	1	94b	9c	YT	nd	nd	0.002	nd	nd	0.002	nd	nd	nd
70253	COGO	3:3:0	3:3:0	6	94d	9d	BC	nd	nd	0.001	nd	nd	0.001	nd	nd	nd
68510	COGO	2:3:0	3:2:0	5	94d	9e	BC	nd	tr	tr			tr	nd	nd	tr
68523	COGO	3:0:0	1:2:0	3	94d	9k	BC	nd	nd	tr			tr	nd	nd	nd
70230	COGO	A	M	1	94d	9k	BC	nd	nd	nd	nd	nd	nd	nd	nd	nd
69809	OLDS	1:2:0	1:2:0	3	94d	9c	YT	nd	nd	nd	nd	nd	nd	nd	nd	nd
43463	SUSC	0:10:0	3:7:0	10	89d	9j	BC	tr	nd	0.002			0.002	nd	tr	
43501	SUSC	0:3:0	1:2:0	3	89d	9j	BC	nd	nd	tr			0.001	nd	tr	
45988	SUSC	0:4:0	1:3:0	4	90b	9b	YT	nd	nd	0.008			0.013	nd	0.004	
46015	WWSC a	1:5:0	0:6:0	6	90b	9b	YT	nd	nd	nd			tr	nd	tr	
Pacific - Mergansers																
68799	HOME	0:3:0	2:1:0	3	94d	9m	BC	nd	nd	nd	nd	nd	nd	nd	nd	nd
70134	HOME	A	M	1	95a	9i	BC	nd	nd	0.002	nd	nd	0.002	nd	nd	nd
Eastern Arctic - Terrestrial Browsers																
52147	ROPT	A	F	1	91c	10o	PQ	nd	nd	tr			tr	nd	nd	nd
52145	ROPT	1:2:0	1:2:0	3	91d	10o	PQ	nd	nd	nd			tr	nd	nd	nd
55517	ROPT	0:4:0	2:2:0	4	92b	10i	PQ	nd	tr	nd			tr	nd	nd	tr
64154	ROPT	0:5:0	3:2:0	5	93b	10d	NT	nd	nd	nd			nd	nd	nd	nd
63539	ROPT	0:10:0	4:6:0	10	93d	10a	NT	nd	nd	nd	nd	nd	nd	nd	nd	nd
64484	ROPT	0:9:0	5:4:0	9	94a	10k	NT	nd	nd	nd	nd	nd	nd	nd	nd	nd
52146	WIPT	I	M	1	91c	10o	PQ	nd	nd	tr			tr	nd	nd	nd
56233	WIPT	A	M	1	92d	10i	PQ	nd	nd	nd			nd	nd	nd	nd
60489	WIPT	0:5:0	3:2:0	5	93b	10d	NT	nd	nd	nd			nd	nd	nd	nd

Table 5: Continued

values in mg/kg wet weight

USOX #	Species	Age I:A:U	Sex F:M:U	N	Year	Mapref	Prov	PCB Congener 105	110	118	128	137	138	141	146	149
Eastern Arctic - Geese & Swans																
44153	CAGO	0:13:0	6:7:0	13	89c	10m	PQ	nd	nd	tr			tr	nd	nd	
46654	CAGO	9:0:1	9:1:0	10	90b	10k	NT	nd	nd	nd			nd	nd	nd	
49246	CAGO	0:2:0	1:1:0	2	91b	10e	NT	tr	nd	tr			tr	nd	tr	tr
51805	CAGO	I	M	1	91c	10i	PQ	nd	nd	nd			nd	nd	nd	nd
50258	CAGO	1:4:0	4:1:0	5	91c	10o	PQ	nd	nd	tr			tr	nd	nd	nd
51978	CAGO	2:0:0	0:2:0	2	91d	10j	PQ	nd	nd	nd			nd	nd	nd	nd
51979	CAGO	0:2:0	2:0:0	2	91d	10j	PQ	nd	nd	nd			nd	nd	nd	nd
55497	CAGO	A	F	1	92b	10i	PQ	nd	nd	nd			nd	nd	nd	nd
55554	CAGO	0:8:0	2:6:0	8	92b	10p	LB	nd	nd	tr			tr	nd	nd	nd
55671	CAGO	0:3:0	3:0:0	3	92c	10l	PQ	nd	nd	nd			tr	nd	nd	nd
56200	CAGO	0:6:0	4:2:0	6	92d	10i	PQ	nd	nd	nd			nd	nd	nd	nd
56193	CAGO	A	M	1	92d	10n	PQ	nd	nd	nd			nd	nd	nd	nd
69056	CAGO	1:5:0	4:2:0	6	93b	10c	NT	nd	nd	nd	nd	nd	nd	nd	nd	nd
60490	CAGO	0:10:0	3:7:0	10	93b	10d	NT	nd	nd	nd			nd	nd	nd	nd
69077	CAGO	0:7:0	4:3:0	7	93b	10e	NT	nd	nd	nd	nd	nd	nd	nd	nd	nd
64510	CAGO	I	F	1	93d	10p	LB	nd	nd	nd	nd	nd	nd	nd	nd	nd
56632	GSGO	0:10:0	9:1:0	10	92c	10b	NT	nd	nd	tr			nd	nd	nd	nd
57008	GSGO	8:0:0	3:5:0	8	92c	10b	NT	nd	nd	nd			tr	nd	nd	nd
43107	LSGO	0:4:0	4:0:0	4	89b	10e	NT	nd	nd	nd			nd	nd	nd	
43108	LSGO	0:6:0	0:6:0	6	89b	10e	NT	nd	nd	nd			nd	nd	nd	
49331	LSGO	I	F	1	91b	10e	NT	nd	nd	nd			tr	nd	nd	nd
49332	LSGO	0:7:0	0:7:0	7	91b	10e	NT	nd	nd	nd			tr	nd	nd	nd
49333	LSGO	0:7:0	7:0:0	7	91b	10e	NT	nd	nd	nd			tr	nd	nd	nd
51795	LSGO	0:4:0	1:3:0	4	91b	10i	PQ	nd	nd	nd			nd	nd	nd	nd
51798	LSGO	1:1:0	1:1:0	2	91d	10j	PQ	nd	nd	nd			nd	nd	nd	nd
55334	LSGO	0:5:0	4:1:0	5	92b	10i	PQ	nd	nd	tr			tr	nd	nd	tr
55339	LSGO	0:4:0	2:2:0	4	92b	10n	PQ	nd	nd	nd			nd	nd	nd	nd
55673	LSGO	A	M	1	92c	10l	PQ	nd	nd	nd			nd	nd	nd	nd
55672	LSGO	A	M	1	92c	10n	PQ	nd	nd	nd			tr	nd	nd	tr
56073	LSGO	1:8:0	3:6:0	9	92d	10i	PQ	nd	nd	nd			nd	nd	nd	nd
64533	LSGO	0:10:0	5:5:0	10	93b	10c	NT	nd	nd	nd	nd	nd	nd	nd	nd	nd
69049	LSGO	0:10:0	6:4:0	10	93b	10e	NT	0.001	nd	0.002	nd	tr	nd	nd	nd	0.001
60926	LSGO	0:10:0	7:3:0	10	93b	10g	NT	nd	nd	nd	nd	nd	nd	nd	nd	nd
Eastern Arctic - Dabbling Ducks																
44194	ABDU	0:9:0	4:5:0	9	89c	10m	PQ	tr	tr	0.004			0.003	nd	tr	
44163	AGWT	0:5:0	4:1:0	5	89c	10m	PQ	nd	nd	tr			tr	nd	tr	
44238	NOPI	0:6:0	4:2:0	6	89c	10m	PQ	nd	nd	tr			tr	nd	nd	

Table 5: Continued

values in mg/kg wet weight

USOX #	Species	Age I:A:U	Sex F:M:U	N	Year	Mapref	Prov	PCB Congener 105	110	118	128	137	138	141	146	149
Eastern Arctic - Bay Ducks																
44249	RNDU	A	M	1	89c	10m	PQ	nd	nd	tr			tr	nd	nd	
Eastern Arctic - Sea Ducks																
44135	BLSC	0:8:0	8:0:0	8	89c	10m	PQ	tr	tr	0.009			0.011	nd	0.003	
51769	BLSC	0:5:0	5:0:0	5	91d	10j	PQ	nd	nd	tr			tr	nd	nd	tr
55743	BLSC	0:2:0	0:2:0	2	92u	10l	PQ	0.003	tr	0.015			0.023	nd	0.006	tr
40634	COEI b	0:2:0	2:0:0	2	88d	10k	NT	nd	tr	0.002			0.003			
40870	COEI b	0:5:0	0:5:0	5	88d	10k	NT	nd	nd	tr			0.001			
40871	COEI b	5:0:0	1:4:0	5	88d	10k	NT	nd	nd	tr			tr			
43279	COEI	5:0:0	3:2:0	5	90a	10h	NT	nd	nd	tr			tr	tr	nd	
43280	COEI	0:3:0	3:0:0	3	90a	10h	NT	nd	nd	tr			tr	nd	tr	
51789	COEI	0:3:0	1:2:0	3	91c	10i	PQ	tr	nd	tr			0.001	nd	tr	tr
50172	COEI	0:6:0	5:1:0	6	91c	10o	PQ	tr	nd	0.002			0.002	nd	tr	tr
51783	COEI	0:3:0	3:0:0	3	91d	10j	PQ	nd	nd	tr			tr	nd	nd	tr
59720	COEI	0:10:0	3:7:0	10	93b	10a	NT	nd	nd	0.003	nd	nd	0.003	nd	tr	nd
69106	COEI	0:10:0	6:4:0	10	93b	10e	NT	nd	nd	nd	nd	nd	0.001	nd	nd	nd
69095	COEI	0:10:0	6:4:0	10	93b	10f	NT	nd	nd	0.002	nd	nd	0.002	nd	nd	nd
61403	COEI	0:10:0	2:8:0	10	93b	10g	NT	nd	nd	0.002	nd	nd	0.003	nd	tr	nd
64522	COEI	6:1:0	3:4:0	7	93d	10p	LB	nd	nd	nd	nd	nd	tr	nd	nd	nd
51784	KIEI	A	M	1	91c	10i	PQ	tr	nd	0.003			0.004	nd	tr	tr
51790	KIEI	1:1:0	1:1:0	2	91d	10j	PQ	nd	nd	tr			tr	nd	nd	tr
64555	KIEI	0:10:0	3:7:0	10	93c	10c	NT	0.001	nd	0.005	nd	nd	0.006	nd	0.001	0.002
50357	OLDS	0:5:0	3:2:0	5	91c	10o	PQ	0.002	tr	0.011			0.017	nd	0.004	tr
51521	OLDS	A	F	1	91d	10j	PQ	0.001	tr	0.006			0.008	nd	0.002	tr
51980	OLDS	4:0:0	3:1:0	4	91d	10j	PQ	nd	nd	tr			tr	nd	nd	tr
56232	OLDS	0:3:0	0:3:0	3	92d	10l	PQ	0.002	tr	0.009			0.017	nd	0.004	tr
60488	OLDS	0:9:1	4:5:1	10	93b	10d	NT	0.004	tr	0.017			0.027	tr	0.005	0.002
69038	OLDS	0:10:0	3:7:0	10	93b	10e	NT	0.025	nd	0.099	nd	0.007	0.165	nd	0.027	0.013
60915	OLDS	0:10:0	7:3:0	10	93b	10g	NT	0.002	nd	0.009	nd	nd	0.012	nd	0.003	0.001
64544	OLDS	0:10:0	2:8:0	10	93c	10c	NT	0.006	nd	0.027	nd	0.001	0.034	nd	0.006	0.007
64096	OLDS	0:10:0	5:5:0	10	93d	10k	NT	0.006	0.001	0.027	nd	0.001	0.042	nd	0.008	0.004
44180	SUSC	0:4:0	2:2:0	4	89c	10m	PQ	tr	tr	0.005			0.007	nd	0.002	
55747	SUSC	A	M	1	92u	10l	PQ	0.003	nd	0.014			0.019	nd	0.006	nd
Eastern Arctic - Mergansers																
44263	COME	0:13:0	3:10:0	13	89c	10m	PQ	0.015	nd	0.175			0.232	nd	0.046	
44171	HOME	0:3:0	1:2:0	3	89c	10m	PQ	tr	nd	0.007			0.009	nd	0.002	
44204	RBME	0:5:0	5:0:0	5	89c	10m	PQ	0.002	nd	0.027			0.034	nd	0.007	
50259	RBME	A	M	1	91b	10o	PQ	0.028	tr	0.178			0.252	tr	0.051	0.005
51803	RBME	I	M	1	91d	10j	PQ	tr	nd	tr			0.002	nd	tr	tr
51981	RBME	0:4:0	4:0:0	4	91d	10j	PQ	tr	nd	tr			0.002	nd	tr	tr

Table 5: Continued

values in mg/kg wet weight

USOX #	Species	Age I:A:U	Sex F:M:U	N	Year	Mapref	Prov	PCB Congener 105	110	118	128	137	138	141	146	149
56479	RBME	2:0:0	2:0:0	2	92c	10o	PQ	tr	nd	0.001			0.002	nd	tr	nd
55746	RBME	0:2:0	2:0:0	2	92u	10l	PQ	0.009	tr	0.033			0.063	0.002	0.014	0.012
64514	RBME	1:2:0	1:2:0	3	93d	10p	LB	tr	tr	0.002	nd	nd	0.003	nd	tr	tr
Eastern Arctic - Loons																
44245	COLO	0:2:0	1:1:0	2	89c	10m	PQ	0.008	0.011	0.079			0.116	0.006	0.023	
51848	COLO	0:2:0	1:1:0	2	91c	10i	PQ	0.005	tr	0.023			0.060	tr	0.009	0.001
50252	COLO	A	M	1	91c	10j	PQ	0.030	0.008	0.167			0.238	0.010	0.045	0.018
50192	COLO	0:3:0	2:1:0	3	91c	10o	PQ	0.012	0.004	0.050			0.084	0.007	0.016	0.018
51845	COLO	3:0:0	1:0:2	3	91d	10j	PQ	tr	tr	tr			0.001	nd	tr	tr
56012	COLO a	0:5:0	4:1:0	5	92b	10l	PQ	0.009	0.004	0.040			0.072	0.003	0.015	0.012
56312	COLO	0:2:1	2:0:1	3	92d	10l	PQ	0.002	tr	0.008			0.018	tr	0.002	tr
50195	RTLO	0:2:0	0:2:0	2	91b	10o	PQ	0.015	0.004	0.095			0.137	0.001	0.026	0.013
Western Arctic - Terrestrial Browsers																
63677	ROPT	0:3:0	2:1:0	3	93d	11d	NT	nd	nd	nd	nd	nd	nd	nd	nd	nd
63706	SPGR	0:4:0	3:1:0	4	93d	11d	NT	nd	nd	nd	nd	nd	nd	nd	nd	nd
68862	SPGR	0:5:0	1:4:0	5	94d	11a	YT	nd	nd	nd	nd	nd	nd	nd	nd	nd
63714	STGR	3:4:0	3:4:0	7	93d	11d	NT	nd	nd	nd	nd	nd	nd	nd	nd	nd
58359	WIPT	0:10:0	4:6:0	10	93a	11e	NT	nd	nd	nd	nd	nd	nd	nd	nd	nd
59731	WIPT	0:10:0	3:7:0	10	93b	11g	NT	nd	nd	nd	nd	nd	nd	nd	nd	nd
63687	WIPT	0:8:0	7:1:0	8	93d	11d	NT	nd	nd	nd	nd	nd	nd	nd	nd	nd
69569	WIPT	A	F	1	94d	11a	YT	nd	nd	nd	nd	nd	nd	nd	nd	nd
69885	WIPT	0:4:0	4:0:0	4	94d	11a	YT	tr	nd	nd	nd	nd	nd	nd	nd	nd
Western Arctic - Geese & Swans																
69024	BLBR	0:5:0	2:3:0	5	94b	11b	NT	nd	nd	nd	nd	tr	nd	nd	nd	nd
44791	CAGO	0:10:0	4:6:0	10	90b	11h	NT	nd	nd	nd			nd	nd	nd	
62335	CAGO	3:7:0	8:2:0	10	93u	11d	NT	nd	nd	nd	nd	nd	nd	nd	nd	nd
65616	CAGO	0:4:0	0:4:0	4	94b	11a	YT	nd	nd	nd	nd	nd	nd	nd	nd	nd
65799	CAGO	A	F	1	94b	11a	YT	nd	nd	nd	nd	nd	nd	nd	nd	nd
43109	LSGO	0:4:0	2:2:0	4	89b	11b	NT	nd	nd	nd			nd	nd	nd	
43110	LSGO	6:0:0	2:3:1	6	89b	11b	NT	nd	nd	nd			nd	nd	nd	
66076	LSGO	0:10:0	5:5:0	10	94b	11b	NT	nd	nd	nd	nd	nd	nd	nd	nd	nd
69027	WHSW	0:6:0	3:3:0	6	94b	11b	NT	nd	nd	nd	nd	nd	nd	nd	nd	nd
Western Arctic - Dabbling Ducks																
58724	AGWT	0:8:0	3:5:0	8	93b	11e	NT	nd	nd	nd	nd	nd	0.001	nd	nd	nd
69171	AGWT	0:5:0	1:4:0	5	94b	11a	YT	nd	nd	0.003	nd	nd	0.004	nd	tr	nd
58706	AMWI	0:5:0	2:3:0	5	93b	11e	NT	nd	nd	nd	nd	nd	nd	nd	nd	nd
65599	AMWI	0:5:0	3:2:0	5	94b	11a	YT	nd	nd	nd	nd	nd	nd	nd	nd	nd

Table 5: Continued

values in mg/kg wet weight

USOX #	Species	Age I:A:U	Sex F:M:U	N	Year	Mapref	Prov	PCB Congener 105	110	118	128	137	138	141	146	149
39916	MALL b	9:1:0	6:4:0	10	88d	11e	NT			tr			nd			
58691	MALL	0:10:0	0:10:0	10	93b	11e	NT	nd	nd	nd	nd	nd	nd	nd	nd	nd
65611	MALL	0:5:0	3:2:0	5	94b	11a	YT	nd	nd	nd	nd	nd	nd	nd	nd	nd
45942	NOPI	0:5:0	0:5:0	5	90b	11a	YT	nd	nd	0.003			0.009	nd	0.002	
58699	NOPI	0:7:0	2:5:0	7	93b	11e	NT	nd	nd	nd	nd	nd	0.001	nd	nd	nd
65605	NOPI	0:5:0	1:4:0	5	94b	11a	YT	nd	nd	nd	nd	nd	nd	nd	nd	nd
Western Arctic - Bay Ducks																
58700	CANV	A	M	1	93b	11e	NT	nd	nd	0.002	nd	nd	0.003	nd	tr	nd
45882	LESC	0:8:0	0:8:0	8	90b	11a	YT	nd	nd	0.007			0.011	nd	0.003	
58730	LESC	0:5:0	1:4:0	5	93b	11e	NT	0.001	nd	0.005	nd	nd	0.008	nd	0.001	tr
65793	LESC	A	F	1	94b	11a	YT	tr	nd	0.003	nd	nd	0.005	nd	tr	nd
58731	RNDU	0:3:0	1:2:0	3	93b	11e	NT	nd	nd	0.002	nd	tr	0.002	nd	nd	nd
Western Arctic - Sea Ducks																
65792	BAGO	A	M	1	94b	11a	YT	nd	nd	0.001	nd	0.001	0.002	nd	nd	nd
58712	BUFF	0:5:0	2:3:0	5	93b	11e	NT	tr	nd	0.003	nd	nd	0.003	nd	tr	nd
69709	COGO	0:2:0	0:2:0	2	94b	11a	YT	nd	nd	nd	nd	nd	nd	nd	nd	nd
43111	KIEI	0:3:0	3:0:0	3	89b	11c	NT	nd	nd	tr			tr	nd	nd	
43112	KIEI	0:7:0	0:7:0	7	89b	11c	NT	nd	nd	tr			tr	nd	tr	
61645	OLDS	0:10:0	1:9:0	10	93b	11b	NT	nd	nd	0.002	nd	nd	0.002	nd	nd	nd
59742	OLDS	0:10:0	5:5:0	10	93b	11g	NT	tr	nd	0.005	nd	nd	0.004	nd	tr	nd
62171	OLDS	0:10:0	2:8:0	10	93c	11c	NT	tr	nd	tr			0.001	nd	tr	tr
63701	OLDS	A	M	1	93d	11d	NT	nd	nd	0.003	nd	nd	0.004	nd	nd	nd
66065	OLDS	0:9:0	5:4:0	9	94b	11b	NT	nd	nd	0.003	nd	nd	0.003	nd	nd	nd
45888	SUSC	0:5:0	1:4:0	5	90b	11a	YT	nd	tr	0.001			0.001	tr	tr	
63697	SUSC	1:7:0	3:5:0	8	93c	11d	NT	0.002	nd	0.009	nd	nd	0.022	nd	0.005	0.002
69183	SUSC	0:5:0	1:4:0	5	94b	11a	YT	0.002	nd	0.011	nd	nd	0.016	nd	0.004	0.001
46019	WWSC	0:7:0	1:6:0	7	90b	11a	YT	nd	nd	tr			tr	nd	tr	
63698	WWSC	0:2:0	2:0:0	2	93c	11d	NT	nd	nd	nd	nd	nd	nd	nd	nd	nd
69237	WWSC	0:5:0	1:4:0	5	94b	11a	YT	nd	nd	nd	nd	nd	0.001	nd	nd	nd
68856	WWSC	0:5:0	5:0:0	5	94d	11a	YT	nd	nd	nd	nd	nd	nd	nd	nd	nd
Western Arctic - Loons																
70302	COLO	I	M	1	94c	11f	NT	nd	nd	nd	nd	tr	nd	nd	nd	nd
59744	PALO	A	M	1	93b	11g	NT	0.004	nd	0.022	nd	tr	0.034	nd	0.006	0.003
70301	RTLO	A	F	1	94b	11f	NT	0.007	0.001	0.033	nd	0.001	0.056	nd	0.010	0.004
70613	RTLO	A	M	1	94c	11f	NT	0.012	nd	0.067	nd	0.003	0.145	nd	0.030	0.007
59743	YBLO	A	F	1	93b	11g	NT	0.001	nd	0.009	nd	nd	0.012	nd	0.002	nd

Table 5: Continued

values in mg/kg wet weight

USOX #	Species	Age I:A:U	Sex F:M:U	N	Year	Mapref	Prov	PCB Congener 151	153	158	170/190	171	172	174	178	180
Newfoundland - Terrestrial Browsers																
57815	ROPT	0:8:0	3:5:0	8	92d	1d	NF	nd	nd	nd	nd	nd	nd	nd	nd	nd
57806	WIPT	0:3:0	1:2:0	3	92d	1d	NF	nd	nd	nd	nd	nd	nd	nd	nd	nd
Newfoundland - Geese & Swans																
57802	CAGO	A	F	1	92d	1c	NF	nd	nd	nd	nd	nd	nd	nd	nd	nd
56372	CAGO	A	F	1	92d	1f	NF	nd	tr		tr	nd	nd	nd	nd	tr
Newfoundland - Dabbling Ducks																
57838	ABDU	A	F	1	92d	1b	NF	0.001	0.003	nd	nd	nd	nd	nd	nd	tr
57446	ABDU	0:3:0	2:1:0	3	92d	1c	NF	nd	tr		nd	nd	nd	nd	nd	tr
57837	ABDU	A	F	1	92d	1c	NF	nd	nd	nd	nd	nd	nd	nd	nd	nd
55992	ABDU	0:3:0	3:0:0	3	92d	1g	NF	nd	tr		nd	nd	nd	nd	nd	nd
57505	ABDU	0:2:0	1:1:0	2	92d	1g	NF	nd	tr		nd	nd	nd	nd	nd	nd
55996	ABDU	0:3:0	2:1:0	3	92d	1h	NF	nd	tr		nd	nd	nd	nd	nd	tr
55999	ABDU	0:2:0	1:1:0	2	92d	1h	NF	nd	nd		nd	nd	nd	nd	nd	nd
56379	ABDU	A	F	1	92d	1j	NF	nd	tr		nd	nd	nd	nd	nd	nd
57324	AGWT	A	F	1	92d	1c	NF	nd	tr		nd	nd	nd	nd	nd	tr
58093	AGWT	A	M	1	92d	1f	NF	nd	0.005	nd	0.002	tr	nd	nd	nd	0.003
56390	AGWT	3:1:0	4:0:0	4	92d	1g	NF	nd	nd		nd	nd	nd	nd	nd	nd
57462	AGWT	1:3:0	1:3:0	4	92d	1g	NF	nd	tr		nd	nd	nd	nd	nd	nd
55977	AGWT	1:1:0	1:1:0	2	92d	1h	NF	nd	tr		nd	nd	nd	nd	nd	nd
56374	AGWT	I	M	1	92d	1h	NF	nd	tr		nd	nd	nd	nd	nd	nd
55978	AGWT	2:0:0	0:2:0	2	92d	1i	NF	nd	tr		nd	nd	nd	nd	nd	nd
Newfoundland - Bay Ducks																
56383	RNDU	A	M	1	92d	1j	NF	nd	nd		nd	nd	nd	nd	nd	nd
56391	RNDU	1:1:0	2:0:0	2	92d	1j	NF	nd	tr		nd	nd	nd	nd	nd	tr
Newfoundland - Sea Ducks																
48006	COEI	A	M	1	90a	1i	NF	nd	0.005		tr	tr	nd	nd	nd	0.003
57288	COEI	0:6:0	3:3:0	6	92b	1f	NF	tr	0.002		tr	nd	nd	nd	nd	0.001
57848	COEI	0:6:0	2:4:0	6	92d	1e	NF	nd	nd	nd	nd	nd	nd	nd	nd	nd
58094	COEI	A	F	1	92d	1f	NF	0.001	0.002	nd	nd	tr	nd	nd	nd	tr
57302	COEI	5:3:0	2:6:0	8	92d	1h	NF	tr	0.002		tr	nd	nd	nd	nd	tr
57839	COEI	0:2:0	2:0:0	2	92d	1j	NF	0.001	0.015	tr	0.003	0.002	nd	nd	nd	0.004
58088	COEI	0:4:0	2:2:0	4	93a	1i	NF	0.002	0.011	nd	0.001	nd	nd	nd	nd	0.003
56382	COGO	A	F	1	92d	1j	NF	nd	tr		nd	nd	nd	nd	nd	tr
57825	OLDS	0:5:0	2:3:0	5	92d	1e	NF	0.002	0.006	nd	tr	nd	nd	nd	nd	0.002
57506	OLDS	0:2:0	1:1:0	2	92d	1h	NF	tr	0.002		tr	nd	nd	nd	nd	tr

Table 5: Continued

values in mg/kg wet weight

USOX #	Species	Age I:A:U	Sex F:M:U	N	Year	Mapref	Prov	PCB Congener 151	153	158	170/190	171	172	174	178	180
58091	OLDS	A	M	1	92d	1h	NF	tr	0.024	tr	0.008	0.002	tr	nd	tr	0.015
58092	OLDS	0:2:0	2:0:0	2	93a	1h	NF	0.002	0.011	nd	0.002	tr	nd	nd	nd	0.006
Newfoundland - Mergansers																
56385	COME	A	M	1	92d	1a	NF	tr	0.005		0.002	tr	nd	nd	nd	0.002
57272	COME	I	M	1	92d	1f	NF	tr	0.011		0.003	tr	tr	nd	nd	0.008
56373	COME	A	M	1	92d	1j	NF	tr	0.005		0.002	tr	tr	nd	nd	0.004
56389	HOME	A	F	1	92d	1a	NF	nd	0.002		tr	nd	nd	nd	nd	0.001
56392	RBME	1:2:0	3:0:0	3	92d	1a	NF	nd	0.005		tr	tr	nd	nd	nd	0.002
57818	RBME	0:2:0	2:0:0	2	92d	1a	NF	nd	0.007	nd	0.001	tr	nd	nd	nd	0.003
56013	RBME	A	M	1	92d	1e	NF	nd	0.001		tr	nd	nd	nd	nd	tr
57281	RBME	0:8:0	5:3:0	8	92d	1f	NF	tr	0.012		0.002	tr	tr	nd	nd	0.005
56384	RBME	A	F	1	92d	1j	NF	tr	0.002		tr	tr	nd	nd	nd	0.002
Labrador - Geese & Swans																
64557	CAGO	1:4:0	2:3:0	5	93c	2b	LB	nd	tr	nd	nd	nd	nd	nd	nd	tr
64558	CAGO	0:3:0	1:2:0	3	93d	2a	LB	nd	0.001	nd	nd	nd	nd	nd	nd	0.001
64559	CAGO	0:2:0	2:0:0	2	93d	2a	LB	nd	nd	nd	nd	nd	nd	nd	nd	nd
63792	CAGO	1:3:0	3:1:0	4	93d	2c	LB	nd	nd	nd	nd	nd	nd	nd	nd	nd
Labrador - Dabbling Ducks																
57110	ABDU	0:6:0	0:6:0	6	92d	2d	LB	nd	tr		tr	nd	nd	nd	nd	tr
64560	ABDU	0:3:0	2:1:0	3	93c	2a	LB	nd	0.001	nd	nd	nd	nd	nd	nd	tr
62991	ABDU	A	M	1	93c	2b	LB	nd	nd	nd	nd	nd	nd	nd	nd	nd
64561	ABDU	2:0:0	2:0:0	2	93d	2a	LB	nd	nd	nd	nd	nd	nd	nd	nd	nd
47991	AGWT	2:2:0	2:2:0	4	90d	2c	LB	tr	0.002		tr	tr	nd	tr	nd	0.002
57103	AGWT	1:2:0	2:1:0	3	92d	2d	LB	nd	tr		nd	nd	nd	nd	nd	tr
63021	MALL	A	F	1	93d	2a	LB	nd	tr	nd	nd	nd	nd	nd	nd	nd
Labrador - Sea Ducks																
63022	BLSC	I	F	1	93d	2a	LB	nd	0.001	nd	nd	nd	nd	nd	nd	tr
64744	BLSC	2:0:0	2:0:0	2	93d	2a	LB	nd	tr	nd	nd	nd	nd	nd	nd	tr
57091	COEI	0:8:0	4:4:0	8	92d	2d	LB	nd	tr		nd	nd	nd	nd	nd	nd
64602	COGO	1:1:0	1:1:0	2	93c	2a	LB	nd	0.003	nd	nd	nd	nd	nd	nd	0.001
64603	COGO	2:0:0	2:0:0	2	93d	2a	LB	nd	0.002	nd	nd	nd	nd	nd	nd	tr
63020	SUSC	A	M	1	93d	2a	LB	0.002	0.084	0.001	0.015	0.006	0.001	nd	0.002	0.027
63787	SUSC	I	M	1	93d	2c	LB	nd	0.001	nd	nd	nd	nd	nd	nd	nd

Table 5: Continued

values in mg/kg wet weight

USOX #	Species	Age I:A:U	Sex F:M:U	N	Year	Mapref	Prov	PCB Congener 151	153	158	170/190	171	172	174	178	180
Labrador - Mergansers																
57099	COME	5:2:0	3:4:0	7	92d	2d	LB	tr	0.013		0.002	tr	tr	tr	tr	0.005
63019	COME	I	F	1	93d	2a	LB	nd	0.028	tr	0.003	0.001	tr	nd	nd	0.008
64604	COME	5:0:0	3:2:0	5	93d	2b	LB	nd	0.008	nd	0.001	tr	nd	nd	nd	0.003
47992	HOME	A	M	1	90d	2c	LB	nd	0.108		0.040	0.011	0.004	0.002	0.002	0.090
64606	RBME	3:0:0	1:2:0	3	93c	2b	LB	nd	0.012	tr	0.001	0.001	nd	nd	nd	0.003
64605	RBME	5:0:0	5:0:0	5	93d	2b	LB	nd	0.004	nd	tr	tr	nd	nd	nd	tr
63785	RBME	2:1:0	1:2:0	3	93d	2c	LB	nd	0.004	nd	nd	tr	nd	nd	nd	0.001
63786	RBME	A	F	1	93d	2c	LB	nd	0.005	nd	nd	nd	nd	nd	nd	0.003
Maritimes - Insectivores																
57434	AMWO	0:8:0	6:2:0	8	92u	3h	NS	tr	tr		tr	tr	nd	tr	nd	tr
57242	COSN	9:0:1	4:5:1	10	92d	3k	NB	nd	tr		nd	nd	nd	nd	nd	nd
Maritimes - Geese & Swans																
43102	CAGO	2:2:0	2:1:1	4	89d	3c	NB		tr		nd	nd	nd	nd		tr
42710	CAGO	10:0:0	1:2:7	10	89d	3d	PE		nd		nd	nd	nd	nd		nd
Maritimes - Dabbling Ducks																
40098	ABDU b	2:3:0	3:2:0	5	88d	3a	NB		tr							tr
40023	ABDU b	5:0:0	3:2:0	5	88d	3c	NB		0.003							0.001
40256	ABDU b	4:1:0	1:4:0	5	88d	3d	PE		0.002		tr			tr		tr
40266	ABDU b	3:0:0	1:2:0	3	88d	3e	NS		tr		nd			nd		tr
40262	ABDU b	5:0:0	1:4:0	5	88d	3i	NS		0.004		tr			nd		tr
40088	ABDU b	4:1:0	4:1:0	5	88d	3k	NB		0.001							tr
56462	ABDU	6:4:0	5:5:0	10	92c	3l	NB	nd	tr		tr	nd	nd	nd	nd	tr
56608	ABDU	0:10:0	5:5:0	10	92d	3b	NB	nd	0.002		tr	tr	nd	nd	nd	0.001
56579	ABDU	0:10:0	5:5:0	10	92d	3d	PE	nd	tr		nd	nd	nd	nd	nd	tr
59552	ABDU	0:5:0	0:5:0	5	92d	3g	NS	nd	0.002	nd	nd	nd	nd	nd	nd	tr
57410	ABDU	A	F	1	92u	3h	NS	nd	tr	nd	nd	nd	nd	nd	nd	nd
59546	ABDU	0:5:0	2:3:0	5	93a	3f	NS	nd	0.005	nd	tr	nd	nd	nd	nd	0.002
57347	AGWT	A	F	1	92c	3l	NB	nd	tr		tr	nd	nd	nd	nd	tr
57425	AGWT	0:7:0	3:4:0	7	92d	3d	PE	nd	tr		tr	nd	nd	nd	nd	tr
58503	AGWT	1:3:0	1:3:0	4	92d	3d	PE	nd	0.005	nd	0.001	tr	nd	nd	nd	0.003
55966	AGWT	1:2:0	3:0:0	3	92d	3l	NB	nd	tr		nd	nd	nd	nd	nd	tr
57193	AGWT	3:2:0	2:3:0	5	92d	3l	NB	nd	tr		nd	nd	nd	nd	nd	tr
55885	BWTE	3:3:0	4:2:0	6	92c	3l	NB	nd	tr		tr	nd	nd	nd	nd	tr
57480	MALL	0:7:0	3:4:0	7	92c	3l	NB	nd	tr		tr	nd	nd	nd	nd	tr
69424	MALL	0:5:0	0:5:0	5	93a	3i	NS	nd	nd	nd	nd	nd	nd	nd	nd	nd
55942	WODU	6:3:0	2:7:0	9	92c	3l	NB	nd	tr		nd	nd	nd	nd	nd	tr

Table 5: Continued

values in mg/kg wet weight

USOX #	Species	Age I:A:U	Sex F:M:U	N	Year	Mapref	Prov	PCB Congener 151	153	158	170/190	171	172	174	178	180
57504	WODU	0:2:0	0:2:0	2	92c	3l	NB	nd	0.002	nd	nd	nd	nd	nd	nd	0.001
Maritimes - Bay Ducks																
57069	GRSC	1:4:0	4:1:0	5	92d	3k	NB	nd	0.004		tr	tr	nd	nd	nd	0.002
57461	GRSC	0:4:0	2:2:0	4	92d	3k	NB	tr	0.004		0.001	tr	nd	tr	nd	0.003
57435	RNDU	0:4:0	1:3:0	4	92d	3j	NB	nd	tr		nd	nd	nd	nd	nd	tr
56482	RNDU	0:8:0	6:2:0	8	92d	3k	NB	tr	tr		tr	nd	nd	nd	nd	tr
57344	RNDU	A	F	1	92d	3l	NB	nd	tr		nd	nd	nd	nd	nd	nd
Maritimes - Sea Ducks																
55430	BLSC	0:5:0	1:4:0	5	92b	3b	NB	nd	0.009		tr	tr	tr	nd	tr	0.002
55674	COEI	0:6:0	4:2:0	6	92b	3b	NB	tr	0.017		0.001	nd	nd	nd	tr	0.003
69427	COEI	0:2:0	2:0:0	2	92d	3f	NS	nd	0.002	nd	nd	nd	nd	nd	nd	nd
57433	COEI	0:8:0	5:3:0	8	92d	3h	NS	tr	0.008		tr	tr	nd	nd	nd	0.003
56308	COEI	0:10:0	5:5:0	10	92d	3k	NB	nd	0.006		tr	tr	nd	nd	nd	0.002
69432	COEI	0:5:0	1:4:0	5	93b	3j	NB	nd	0.024	tr	0.003	0.002	nd	nd	nd	0.010
43088	COGO	I	F	1	89d	3k	NB		tr		nd	nd	nd	nd		tr
43299	COGO	4:0:0	1:3:0	4	89d	3k	NB		tr		nd	tr	nd	nd		tr
56538	COGO	A	F	1	92d	3k	NB	nd	0.001		tr	nd	nd	nd	nd	tr
55907	COGO	1:2:0	2:1:0	3	92d	3l	NB	nd	0.001		tr	nd	nd	nd	nd	tr
57503	COGO	0:4:0	1:3:0	4	92d	3l	NB	tr	0.006		tr	tr	nd	nd	nd	0.003
59557	COGO	0:4:0	1:3:0	4	93a	3g	NS	nd	0.005	nd	nd	nd	nd	nd	nd	0.002
57411	OLDS	A	M	1	92d	3f	NS	0.002	0.004	nd	tr	nd	nd	nd	nd	0.002
55435	SUSC	0:4:0	0:4:0	4	92b	3b	NB	nd	0.017		0.002	0.001	tr	nd	tr	0.004
57241	SUSC	7:1:0	4:4:0	8	92d	3k	NB	tr	0.004		tr	tr	nd	tr	tr	0.002
Maritimes - Mergansers																
43421	COME	3:0:0	1:2:0	3	89d	3a	NB		0.024		0.005	0.002	tr	tr		0.013
43420	COME	2:2:0	3:1:0	4	89d	3c	NB		0.044		0.012	0.003	0.001	tr		0.034
43419	COME	2:0:0	1:1:0	2	89d	3f	NS		0.016		0.003	0.001	tr	tr		0.009
43424	HOME	2:0:0	1:0:1	2	89d	3c	NB		0.004		tr	tr	nd	nd		0.001
43423	RBME	1:1:0	0:2:0	2	89d	3a	NB		0.065		0.012	0.004	0.001	nd		0.035
43422	RBME	3:0:0	1:2:0	3	89d	3c	NB		0.006		0.001	tr	tr	nd		0.002
St. Lawrence - Insectivores																
51586	AMWO	1:7:0	5:3:0	8	91d	4a	PQ	nd	tr		tr	tr	nd	nd	tr	tr
51763	AMWO	0:2:0	2:0:0	2	91d	4a	PQ	nd	0.001		tr	nd	tr	tr	tr	tr
51773	AMWO	0:3:0	2:0:1	3	91d	4a	PQ	tr	0.001		tr	nd	tr	tr	tr	tr
52116	AMWO	0:2:0	0:2:0	2	91d	4c	PQ	nd	0.001		tr	nd	nd	nd	nd	tr
51585	AMWO	2:0:0	2:0:0	2	91d	4d	PQ	tr	0.001		tr	tr	nd	nd	tr	tr

Table 5: Continued

values in mg/kg wet weight

USOX #	Species		Age I:A:U	Sex F:M:U	N	Year	Mapref	Prov	PCB Congener 151	153	158	170/190	171	172	174	178	180
52078	AMWO		0:2:0	0:2:0	2	91d	4d	PQ	nd	tr		tr	nd	nd	nd	nd	tr
52126	AMWO		2:2:0	2:2:0	4	91d	4f	PQ	nd	tr		nd	nd	nd	nd	nd	tr
52071	COSN		2:1:0	2:1:0	3	91d	4f	PQ	nd	nd		nd	nd	nd	nd	nd	nd
St. Lawrence - Geese & Swans																	
51686	CAGO		0:10:0	6:4:0	10	91d	4e	PQ	nd	nd		nd	nd	nd	nd	nd	nd
42686	GSGO		7:3:0	9:0:1	10	89d	4d	PQ		tr		nd	nd	nd	nd		nd
56074	GSGO		A	M	1	91b	4d	PQ	nd	0.001		tr	nd	nd	nd	nd	tr
51398	GSGO		3:2:0	1:4:0	5	91d	4d	PQ	nd	tr		tr	nd	nd	nd	nd	tr
52099	GSGO		0:7:0	3:4:0	7	91d	4d	PQ	nd	tr		tr	nd	nd	nd	nd	tr
56078	GSGO		0:3:0	2:1:0	3	91d	4d	PQ	nd	tr		nd	nd	nd	nd	nd	nd
St. Lawrence - Dabbling Ducks																	
38580	ABDU		2:7:0	2:7:0	9	88a	4f	PQ	nd	0.014	nd	0.002	tr	tr	tr	tr	0.004
40201	ABDU	b	I	F	1	88d	4b	PQ		0.015		0.004			nd		0.009
40874	ABDU	b	7:0:0	4:3:0	7	88d	4e	PQ		nd		nd			nd		nd
40875	ABDU	b	0:3:0	1:2:0	3	88d	4e	PQ		0.010		0.002			nd		0.006
40226	ABDU	b	10:0:0	3:7:0	10	88d	4g	PQ		tr		nd			nd		tr
47247	ABDU		0:4:0	2:2:0	4	90d	4d	PQ	nd	tr		nd	nd	nd	nd	nd	tr
46522	ABDU		0:10:0	6:4:0	10	90d	4f	PQ		tr		nd	nd	nd	nd		tr
51986	ABDU		0:4:0	3:1:0	4	91d	4a	PQ	nd	tr		tr	tr	tr	nd	nd	tr
52016	ABDU		4:8:0	5:7:0	12	91d	4b	PQ	nd	tr		tr	nd	nd	nd	nd	tr
51747	ABDU		0:7:0	7:0:0	7	91d	4d	PQ	nd	tr		tr	nd	nd	nd	nd	tr
51977	ABDU		0:3:0	1:2:0	3	91d	4d	PQ	tr	0.003		0.001	tr	nd	tr	tr	0.002
52003	ABDU		1:3:0	2:2:0	4	91d	4d	PQ	nd	0.006		0.001	tr	tr	nd	tr	tr
52043	ABDU		0:12:0	6:6:0	12	91d	4d	PQ	nd	0.003		tr	tr	nd	nd	tr	0.001
52072	ABDU		A	F	1	91d	4d	PQ	nd	0.002		tr	tr	nd	nd	tr	tr
52075	ABDU		0:2:0	0:2:0	2	91d	4f	PQ	nd	tr		tr	nd	nd	nd	nd	tr
52158	AGWT		7:3:0	6:4:0	10	91d	4b	PQ	nd	tr		tr	nd	nd	nd	nd	tr
50490	AGWT		7:3:0	5:5:0	10	91d	4f	PQ	nd	tr		tr	nd	nd	nd	nd	tr
52132	AMWI		2:3:0	4:1:0	5	91d	4b	PQ	nd	tr		tr	nd	nd	nd	nd	tr
52160	GADW		2:0:0	2:0:0	2	91d	4b	PQ	nd	tr		tr	tr	nd	nd	nd	tr
52118	GADW		I	M	1	91u	4a	PQ	nd	tr		tr	nd	nd	nd	nd	tr
40227	MALL	b	5:2:0	4:3:0	7	88c	4b	PQ		0.005		0.001			nd		0.001
46544	MALL		0:10:0	4:6:0	10	90d	4a	PQ		tr		nd	nd	nd	nd		tr
47238	MALL		2:8:0	5:5:0	10	90d	4a	PQ	nd	0.004		0.001	tr	tr	nd	nd	0.002
51992	MALL		2:3:0	4:1:0	5	91d	4a	PQ	nd	tr		tr	nd	nd	nd	nd	tr
51998	MALL		0:5:0	2:3:0	5	91d	4a	PQ	nd	tr		tr	nd	nd	nd	nd	tr
52030	MALL		0:13:0	7:6:0	13	91d	4b	PQ	nd	0.001		tr	nd	nd	nd	nd	tr
52117	NOPI		A	F	1	91d	4a	PQ	nd	0.002		tr	tr	nd	nd	nd	tr
52055	NOPI		A	F	1	91d	4b	PQ	tr	0.002		tr	tr	nd	tr	tr	0.001
51714	WODU		0:2:0	0:2:0	2	91d	4a	PQ	nd	tr		nd	nd	nd	nd	nd	tr
52113	WODU		A	F	1	91d	4a	PQ	nd	tr		nd	nd	nd	nd	nd	tr

Table 5: Continued

values in mg/kg wet weight

USOX #	Species	Age I:A:U	Sex F:M:U	N	Year	Mapref	Prov	PCB Congener 151	153	158	170/190	171	172	174	178	180
St. Lawrence - Bay Ducks																
43601	GRSC	1:3:0	2:2:0	4	89d	4b	PQ		0.012		0.003	tr	tr	nd		0.007
47265	GRSC	0:0:4	1:3:0	4	90d	4a	PQ	nd	0.066		0.013	0.004	tr	nd	tr	0.039
51878	GRSC	1:2:0	2:1:0	3	91d	4d	PQ	nd	0.004		0.001	tr	tr	tr	nd	0.003
51953	GRSC	A	M	1	91d	4d	PQ	tr	0.003		0.001	tr	tr	tr	tr	0.002
43600	LESC	1:4:0	3:2:0	5	89d	4a	PQ		0.004		0.002	tr	tr	nd		0.004
43621	LESC	0:4:0	2:2:0	4	89d	4b	PQ		0.002		tr	tr	nd	tr		0.001
51898	LESC	12:3:0	3:12:0	15	91d	4b	PQ	nd	0.011		0.003	tr	tr	tr	tr	0.007
51884	LESC	4:1:0	2:3:0	5	91d	4d	PQ	nd	0.027		0.007	0.002	tr	tr	tr	0.018
51952	LESC	2:9:0	6:5:0	11	91d	4d	PQ	tr	0.005		0.002	tr	tr	tr	tr	0.004
51954	RNDU	I	F	1	91d	4a	PQ	tr	0.004		tr	tr	tr	tr	tr	0.002
51892	RNDU	1:6:0	3:4:0	7	91d	4b	PQ	nd	0.003		tr	tr	nd	nd	nd	0.002
St. Lawrence - Sea Ducks																
38585	BAGO	0:0:4	2:2:0	4	88a	4f	PQ	nd	0.017	nd	0.003	tr	tr	tr	tr	0.008
52061	BAGO	1:1:0	1:1:0	2	91d	4f	PQ	tr	0.017		0.003	0.001	tr	tr	tr	0.011
51972	BLSC	A	M	1	91d	4a	PQ	tr	0.010		0.001	tr	tr	tr	tr	0.004
51855	BLSC	0:6:0	2:4:0	6	91d	4b	PQ	tr	0.005		tr	tr	nd	nd	nd	0.001
52119	BUFF	A	F	1	91d	4a	PQ	tr	tr		tr	nd	nd	nd	nd	tr
52120	BUFF	A	F	1	91d	4a	PQ	nd	tr		tr	nd	nd	nd	nd	tr
52141	BUFF	3:5:0	4:4:0	8	91d	4b	PQ	nd	0.011		0.003	tr	tr	nd	nd	0.008
43602	COEI	3:7:0	4:4:2	10	90a	4g	PQ		0.005		tr	tr	nd	nd		0.003
46533	COEI	0:4:6	7:3:0	10	90d	4f	PQ		0.003		tr	tr	nd	nd		tr
51864	COEI	0:4:0	4:0:0	4	91d	4d	PQ	tr	0.012		0.001	tr	tr	tr	tr	0.004
38591	COGO	0:0:5	1:4:0	5	88a	4f	PQ	nd	0.069	0.001	0.011	0.003	0.001	tr	0.001	0.037
43598	COGO	5:5:0	3:7:0	10	89d	4d	PQ		0.007		0.001	tr	tr	nd		0.004
51940	COGO	2:2:0	2:2:0	4	91d	4a	PQ	nd	0.009		0.003	tr	tr	nd	tr	0.007
52058	COGO	0:2:0	0:2:0	2	91d	4f	PQ	tr	0.007		0.001	tr	tr	tr	tr	0.003
57020	COGO	2:9:0	6:5:0	11	92d	4b	PQ	nd	0.007		0.002	tr	tr	nd	nd	0.004
38602	OLDS	0:10:0	1:9:0	10	88a	4f	PQ	nd	0.127	0.002	0.024	0.006	0.002	0.001	0.001	0.082
52062	OLDS	A	F	1	91d	4f	PQ	tr	0.002		tr	tr	nd	tr	nd	tr
51958	SUSC	2:0:0	2:0:0	2	91d	4a	PQ	nd	tr		tr	nd	nd	nd	nd	tr
51859	SUSC	1:1:0	1:1:0	2	91d	4b	PQ	nd	0.001		tr	nd	nd	nd	nd	tr
51874	SUSC	2:0:0	2:0:0	2	91d	4d	PQ	nd	0.001		tr	nd	nd	nd	tr	tr
51909	SUSC	I	M	1	91d	4d	PQ	nd	0.002		tr	tr	tr	tr	tr	0.001
51911	SUSC	A	M	1	91d	4d	PQ	nd	0.015		0.003	0.001	tr	tr	tr	0.007
52066	SUSC	0:3:0	3:0:0	3	91d	4f	PQ	tr	0.010		0.003	0.001	tr	tr	tr	0.007
51970	WWSC	A	M	1	91d	4a	PQ	0.001	0.026		0.014	0.008	0.001	tr	0.002	0.021
51871	WWSC	0:7:0	4:3:0	7	91d	4b	PQ	tr	0.003		tr	tr	nd	nd	nd	tr

Table 5: Continued

values in mg/kg wet weight

USOX #	Species	Age I:A:U	Sex F:M:U	N	Year	Mapref	Prov	PCB Congener 151	153	158	170/190	171	172	174	178	180
St. Lawrence - Mergansers																
43599	COME	2:0:0	0:2:0	2	89d	4a	PQ		0.020		0.007	0.001	tr	tr		0.018
52050	COME	0:5:0	3:2:0	5	91d	4a	PQ	tr	0.125		0.047	0.010	0.005	nd	0.001	0.119
52086	COME	1:2:0	2:1:0	3	91d	4a	PQ	tr	0.013		0.004	0.001	tr	tr	tr	0.011
52112	COME	2:0:0	1:1:0	2	91d	4b	PQ	tr	0.018		0.006	0.002	tr	tr	tr	0.013
52082	HOME	3:0:0	3:0:0	3	91d	4a	PQ	nd	0.012		0.004	0.001	tr	tr	tr	0.009
52044	HOME	I	M	1	91d	4b	PQ	tr	0.003		tr	tr	nd	tr	tr	0.002
52102	RBME	2:0:0	0:2:0	2	91d	4a	PQ	tr	0.007		0.002	tr	tr	tr	tr	0.003
52109	RBME	4:2:0	3:3:0	6	91d	4b	PQ	0.001	0.028		0.007	0.002	tr	tr	tr	0.017
52067	RBME	A	F	1	91d	4f	PQ	tr	0.005		tr	tr	tr	tr	tr	0.002
Central Quebec - Terrestrial Browsers																
52430	SPGR	0:4:0	3:1:0	4	91d	5c	PQ	nd	nd	nd	nd	nd	nd	nd	nd	nd
Central Quebec - Geese & Swans																
53382	ATBR	9:0:0	3:6:0	9	91d	5c	PQ	nd	nd	nd	nd	nd	nd	nd	nd	nd
53383	ATBR	0:6:0	0:6:0	6	91d	5c	PQ	nd	tr	nd	nd	0.002	nd	nd	nd	tr
53384	ATBR	0:5:0	5:0:0	5	91d	5c	PQ	nd	0.001	nd	nd	nd	nd	nd	nd	tr
48688	CAGO	0:5:0	2:3:0	5	90c	5c	PQ	nd	tr		tr	nd	nd	nd	nd	tr
48698	CAGO	0:8:0	2:6:0	8	90c	5c	PQ	nd	tr		tr	nd	nd	nd	nd	tr
48704	CAGO	0:5:0	2:3:0	5	90c	5c	PQ	nd	tr		nd	nd	nd	nd	nd	tr
52215	CAGO	3:0:0	1:2:0	3	91b	5c	PQ	nd	tr	nd	nd	nd	0.001	nd	nd	nd
52227	CAGO	2:3:0	0:5:0	5	91d	5c	PQ	nd	nd	nd	nd	nd	nd	nd	nd	nd
52395	CAGO	2:5:0	7:0:0	7	91d	5c	PQ	nd	tr	nd	nd	tr	nd	nd	nd	tr
52814	LSGO	0:5:0	0:5:0	5	91d	5c	PQ	nd	nd	nd	nd	nd	nd	nd	nd	nd
52815	LSGO	0:12:0	12:0:0	12	91d	5c	PQ	nd	nd	nd	nd	0.001	nd	nd	nd	nd
52816	LSGO	10:0:0	4:6:0	10	91d	5c	PQ	nd	nd	nd	nd	nd	nd	nd	nd	nd
Central Quebec - Dabbling Ducks																
48682	ABDU	0:6:0	5:1:0	6	90c	5c	PQ	nd	0.001		tr	nd	nd	nd	nd	tr
48732	ABDU	0:10:0	6:4:0	10	90c	5c	PQ	nd	0.012		0.005	tr	tr	nd	tr	0.011
52194	ABDU	A	M	1	91b	5c	PQ	nd	0.028	0.001	0.003	0.003	tr	nd	0.002	0.011
52236	ABDU	3:5:0	4:4:0	8	91d	5c	PQ	nd	nd	nd	nd	nd	nd	nd	nd	nd
52416	AGWT	2:3:1	3:2:1	6	91d	5c	PQ	nd	nd	nd	nd	nd	nd	nd	nd	nd
52437	AMWI	3:3:0	0:6:0	6	91d	5c	PQ	nd	nd	nd	nd	nd	nd	nd	nd	nd
52198	MALL	0:3:0	0:3:0	3	91b	5c	PQ	nd	0.001	nd	nd	nd	nd	nd	nd	tr
50515	MALL	7:3:0	4:6:0	10	91c	5a	PQ	nd	tr		tr	nd	nd	nd	nd	tr
52447	MALL	0:8:0	8:0:0	8	91d	5c	PQ	nd	0.007	nd	0.002	tr	nd	nd	tr	0.003
52479	MALL	3:4:0	0:7:0	7	91d	5c	PQ	nd	nd	nd	nd	nd	nd	nd	nd	nd
52208	NOPI	0:3:0	2:1:0	3	91b	5c	PQ	nd	0.001	nd	nd	nd	tr	nd	nd	tr

Table 5: Continued

values in mg/kg wet weight

USOX #	Species	Age I:A:U	Sex F:M:U	N	Year	Mapref	Prov	PCB Congener 151	153	158	170/190	171	172	174	178	180
52480	NOPI	0:2:0	2:0:0	2	91d	5c	PQ	nd	0.001	nd	nd	nd	nd	nd	nd	nd
52506	NOPI	5:0:0	0:5:0	5	91d	5c	PQ	nd	0.002	nd	nd	nd	nd	nd	nd	tr
52507	NOPI	9:0:0	9:0:0	9	91d	5c	PQ	nd	nd	nd	nd	nd	nd	nd	nd	nd
52508	NOPI	0:9:0	0:9:0	9	91d	5c	PQ	nd	0.002	nd	tr	nd	nd	nd	nd	0.001
52396	WODU	A	M	1	91d	5c	PQ	nd	nd	nd	nd	nd	nd	nd	nd	nd
Central Quebec - Bay Ducks																
52226	GRSC	A	F	1	91b	5c	PQ	nd	0.057	0.002	0.010	0.009	tr	tr	tr	0.025
47223	LESC	2:9:0	7:4:0	11	90d	5b	PQ	nd	0.004		tr	nd	nd	nd	nd	0.002
52225	LESC	1:4:0	3:2:0	5	91b	5c	PQ	nd	0.039	0.001	0.013	0.007	0.002	0.002	0.001	0.030
52399	REDH	I	M	1	91d	5c	PQ	nd	nd	nd	nd	nd	nd	nd	nd	nd
51719	RNDU	0:4:0	4:0:0	4	91d	5a	PQ	nd	tr		nd	nd	nd	nd	nd	tr
Central Quebec - Sea Ducks																
52242	BLSC	1:4:0	1:4:0	5	91d	5c	PQ	nd	0.005	nd	nd	nd	nd	nd	nd	0.001
52398	COEI	I	M	1	91d	5c	PQ	nd	tr	nd	nd	nd	nd	nd	nd	nd
48725	COGO	0:6:0	4:2:0	6	90c	5c	PQ	nd	0.018		0.004	0.002	tr	nd	tr	0.011
42905	OLDS	2:8:0	2:8:0	10	89b	5b	PQ	nd	0.217	0.009	0.024	0.003	0.004	0.003	0.003	0.036
52219	OLDS	2:1:0	2:1:0	3	91b	5c	PQ	tr	0.029	tr	0.004	0.004	tr	tr	tr	0.010
Central Quebec - Mergansers																
48675	COME	0:8:0	6:2:0	8	90c	5c	PQ	nd	0.061		0.022	0.007	0.003	tr	0.002	0.055
48689	COME	0:5:0	2:3:0	5	90c	5c	PQ	nd	0.224		0.100	0.024	0.014	0.005	0.007	0.242
48716	COME	0:10:0	9:1:0	10	90c	5c	PQ	tr	0.135		0.053	0.016	0.008	0.002	0.004	0.119
52204	COME	0:5:0	2:3:0	5	91b	5c	PQ	nd	0.365	0.011	0.116	0.054	0.014	0.013	0.007	0.263
52425	COME	3:1:0	1:3:0	4	91d	5c	PQ	nd	0.081	0.002	0.030	0.014	0.003	nd	tr	0.073
48666	HOME	0:6:0	3:3:0	6	90c	5c	PQ	nd	0.028		0.015	nd	tr	nd	tr	0.047
49047	HOME	6:4:0	2:8:0	10	90c	5c	PQ	nd	0.024		0.008	0.002	0.001	nd	tr	0.008
52397	HOME	I	M	1	91d	5c	PQ	nd	0.002	nd	nd	nd	nd	nd	nd	tr
52211	RBME	0:2:0	0:2:0	2	91b	5c	PQ	tr	0.166	0.005	0.068	0.032	0.008	0.006	0.006	0.145
52420	RBME	A	F	1	91d	5c	PQ	nd	0.065	nd	0.001	tr	tr	nd	nd	0.003
Central Quebec - Loons																
48659	COLO	0:5:0	5:0:0	5	90c	5c	PQ	0.010	0.108		0.030	0.015	0.004	0.006	0.009	0.076
48710	COLO	0:5:0	4:1:0	5	90c	5c	PQ	0.006	0.084		0.019	0.009	0.003	0.002	0.007	0.051
Southern Ontario - Geese & Swans																
47938	CAGO	A	F	1	90d	6c	ON	nd	tr		tr	nd	nd	nd	nd	tr
47522	CAGO	0:7:0	5:2:0	7	90d	6e	ON	nd	tr		nd	nd	nd	nd	nd	tr
48089	CAGO	1:6:0	3:4:0	7	90d	6j	ON	nd	nd		nd	nd	nd	nd	nd	nd

Table 5: Continued

values in mg/kg wet weight

USOX #	Species		Age I:A:U	Sex F:M:U	N	Year	Mapref	Prov	PCB Congener 151	153	158	170/190	171	172	174	178	180
Southern Ontario - Dabbling Ducks																	
40647	ABDU	b	A	F	1	88d	6b	ON		tr		tr			nd		tr
40570	ABDU	b	I	M	1	88d	6d	ON		tr		nd			nd		tr
40624	ABDU	b	A	F	1	88d	6h	ON		tr		nd			nd		tr
46376	ABDU		0:2:0	1:1:0	2	90d	6k	ON	nd	tr		nd	nd	nd	nd	nd	nd
47608	AGWT		4:9:0	5:8:0	13	90d	6a	ON	nd	tr		tr	nd	nd	nd	nd	tr
47965	AGWT		0:2:0	2:0:0	2	90d	6a	ON	nd	0.001		tr	tr	nd	nd	nd	tr
47913	AGWT		5:9:0	7:7:0	14	90d	6i	ON	nd	tr		tr	nd	nd	nd	nd	tr
43191	GADW		I	M	1	89d	6l	ON		tr		nd	nd	nd	nd		tr
43259	GADW		2:0:0	2:0:0	2	89d	6l	ON		tr		tr	nd	nd	nd		tr
38239	MALL	b	2:2:1	1:4:0	5	87d	6b	ON		0.002		tr			nd		tr
38257	MALL	b	2:3:0	1:4:0	5	87d	6b	ON		tr		tr			nd		tr
38251	MALL	b	4:1:0	3:2:0	5	87d	6d	ON		nd		tr			nd		tr
38245	MALL	b	3:2:0	2:3:0	5	87d	6e	ON		nd		tr			nd		tr
40657	MALL	b	3:6:0	6:3:0	9	88d	6b	ON		tr		tr			nd		tr
40772	MALL	b	2:9:0	4:7:0	11	88d	6b	ON		tr		nd			nd		tr
40824	MALL	b	2:9:0	5:6:0	11	88d	6b	ON		0.002		tr			tr		0.001
40581	MALL	b	5:5:0	4:6:0	10	88d	6d	ON		tr		tr			nd		tr
40535	MALL	b	0:10:0	3:7:0	10	88d	6h	ON		0.003		tr			nd		0.002
40627	MALL	b	3:6:0	3:6:0	9	88d	6h	ON		tr		nd			nd		tr
40872	MALL	b	5:0:0	3:2:0	5	88d	6l	ON		0.001		tr			nd		tr
40873	MALL	b	0:6:0	3:3:0	6	88d	6l	ON		0.005		0.001			nd		0.002
43631	MALL		0:9:0	6:3:0	9	89d	6c	ON		0.002		tr	tr	nd	nd		tr
43617	MALL		1:9:0	4:6:0	10	89d	6d	ON		tr		tr	nd	nd	nd		tr
43369	MALL		A	M	1	89d	6i	ON		tr		nd	nd	nd	nd		nd
43315	MALL		0:0:2	0:2:0	2	89d	6j	ON		tr		nd	nd	nd	nd		tr
43318	MALL		2:0:0	0:2:0	2	89d	6j	ON		tr		nd	nd	nd	nd		tr
43180	MALL		I	F	1	89d	6l	ON		tr		nd	nd	nd	nd		tr
43254	MALL		0:7:1	4:4:0	8	89d	6l	ON		0.003		tr	tr	nd	nd		0.001
43255	MALL		1:6:0	2:5:0	7	89d	6l	ON		tr		tr	nd	nd	nd		tr
43257	MALL		4:6:0	4:6:0	10	89d	6l	ON		0.003		tr	nd	nd	nd		0.001
47548	MALL		2:9:0	5:6:0	11	90d	6a	ON	nd	tr		tr	nd	nd	nd	nd	tr
47962	MALL		0:2:0	0:2:0	2	90d	6a	ON	nd	0.003		0.002	tr	nd	nd	nd	tr
47510	MALL		1:7:0	4:4:0	8	90d	6b	ON	tr	0.001		tr	nd	nd	nd	nd	tr
47654	MALL		0:7:0	4:3:0	7	90d	6b	ON	nd	0.006		tr	tr	tr	nd	nd	tr
47925	MALL		4:2:0	3:3:0	6	90d	6c	ON	nd	tr		tr	nd	nd	nd	nd	tr
47621	MALL		0:8:0	4:4:0	8	90d	6d	ON	nd	tr		tr	nd	nd	nd	nd	tr
47419	MALL		A	F	1	90d	6e	ON	nd	tr		tr	nd	nd	nd	nd	tr
47646	MALL		0:8:0	3:5:0	8	90d	6e	ON	nd	0.002		nd	nd	nd	nd	nd	tr
47195	MALL		1:9:0	5:5:0	10	90d	6f	ON	nd	tr		tr	nd	nd	nd	nd	tr
47937	MALL		0:7:0	5:2:0	7	90d	6i	ON	nd	tr		nd	nd	nd	nd	nd	tr
48052	MALL		0:9:0	4:5:0	9	90d	6j	ON	nd	0.001		tr	nd	nd	nd	nd	tr
46375	MALL		0:6:0	5:1:0	6	90d	6k	ON		tr		nd	nd	nd	nd		nd
47624	WODU		1:1:0	2:0:0	2	90d	6a	ON	nd	tr		nd	nd	nd	nd	nd	tr

Table 5: Continued

values in mg/kg wet weight

USOX #	Species		Age I:A:U	Sex F:M:U	N	Year	Mapref	Prov	PCB Congener 151	153	158	170/190	171	172	174	178	180
47973	WODU		1:1:0	0:2:0	2	90d	6e	ON	nd	tr		nd	nd	nd	nd	nd	nd
46366	WODU		6:0:0	4:2:0	6	90d	6k	ON		tr		tr	tr	nd	nd		tr
Southern Ontario - Bay Ducks																	
38277	GRSC	b	0:8:0	5:3:0	8	87d	6j	ON		0.015		0.004			tr		0.010
40706	GRSC	b	I	F	1	88d	6d	ON		tr		nd			nd		nd
43326	GRSC		0:6:0	4:2:0	6	89d	6j	ON		0.002		tr	tr	nd	nd		0.001
43480	GRSC		5:6:0	7:3:1	11	89d	6j	ON		0.003		tr	tr	nd	nd		0.002
43261	GRSC		1:1:0	1:1:0	2	89d	6l	ON		0.068		0.011	0.004	0.001	tr		0.036
43425	GRSC		0:2:0	0:2:0	2	89d	6l	ON		0.028		0.006	0.001	tr	nd		0.015
47969	GRSC		A	F	1	90d	6d	ON	nd	0.012		0.002	tr	tr	tr	tr	0.007
38262	LESC	b	A	M	1	87d	6j	ON		0.017		0.004			tr		0.010
40707	LESC	b	7:0:0	5:2:0	7	88d	6d	ON		0.001		nd			nd		tr
43374	LESC		0:4:0	1:3:0	4	89d	6i	ON		0.004		tr	tr	nd	tr		0.002
43319	LESC		I	M	1	89d	6j	ON		0.002		tr	tr	nd	tr		0.001
43335	LESC		A	F	1	89d	6j	ON		tr		nd	tr	nd	nd		tr
43263	LESC		2:0:0	1:1:0	2	89d	6l	ON		0.003		tr	tr	nd	nd		0.001
43445	LESC		1:1:0	1:1:0	2	89d	6l	ON		0.035		0.012	0.002	tr	nd		0.031
47150	LESC		4:3:0	3:4:0	7	90d	6f	ON	nd	0.005		0.001	tr	tr	nd	nd	0.003
47882	REDH		2:3:0	2:3:0	5	90d	6b	ON	nd	0.001		tr	nd	nd	nd	nd	0.001
46359	RNDU		7:0:0	5:2:0	7	90d	6k	ON		tr		nd	nd	nd	nd		tr
Southern Ontario - Sea Ducks																	
47748	BUFF		5:1:0	5:1:0	6	90d	6b	ON	tr	0.003		tr	tr	tr	tr	nd	0.002
47532	BUFF		5:0:0	4:1:0	5	90d	6d	ON	nd	0.002		tr	tr	nd	nd	nd	tr
47970	BUFF		I	F	1	90d	6d	ON	nd	0.003		tr	tr	nd	tr	tr	0.002
47955	BUFF		1:2:0	1:2:0	3	90d	6f	ON	nd	0.003		tr	nd	nd	nd	nd	0.003
38282	COGO	b	1:2:0	1:2:0	3	87d	6j	ON		0.013		0.004			nd		0.011
38292	COGO	b	A	M	1	88a	6g	ON		0.038		0.012			0.001		0.036
43304	COGO		I	M	1	89d	6j	ON		0.003		tr	tr	nd	nd		0.001
43307	COGO		1:1:0	1:0:1	2	89d	6j	ON		0.004		tr	tr	nd	nd		0.002
43308	COGO		A	F	1	89d	6j	ON		0.020		0.004	0.001	tr	nd		0.011
43312	COGO		1:2:0	0:2:1	3	89d	6j	ON		0.012		0.002	tr	tr	nd		0.006
47951	COGO		2:6:0	0:8:0	8	90d	6f	ON	nd	0.034		0.008	0.002	tr	tr	tr	0.024
38291	OLDS	b	0:4:0	2:2:0	4	88a	6g	ON		0.086		0.029			0.003		0.084
Southern Ontario - Mergansers																	
47846	COME		A	F	1	90d	6b	ON	nd	0.077		0.028	0.006	0.003	tr	0.002	0.070
47968	HOME		2:0:0	0:2:0	2	90d	6a	ON	nd	0.001		0.001	nd	nd	nd	nd	0.001
47840	HOME		3:0:0	1:2:0	3	90d	6b	ON	tr	0.003		tr	tr	nd	tr	nd	0.002
47924	HOME		4:2:0	2:4:0	6	90d	6i	ON	nd	0.005		0.001	tr	nd	tr	nd	0.003
47751	RBME		1:1:0	1:1:0	2	90d	6b	ON	tr	0.028		0.010	0.003	0.001	0.002	0.001	0.025

Table 5: Continued

values in mg/kg wet weight

USOX #	Species		Age I:A:U	Sex F:M:U	N	Year	Mapref	Prov	PCB Congener 151	153	158	170/190	171	172	174	178	180
Northern Ontario - Geese & Swans																	
44546	CAGO		0:5:0	2:3:0	5	90b	7c	ON		tr		nd	nd	nd	nd		tr
44969	CAGO		0:9:0	6:2:1	9	90b	7d	ON		tr		nd	nd	nd	nd		tr
44790	CAGO		0:10:0	7:3:0	10	90b	7g	ON		tr		nd	nd	nd	nd		tr
44970	CAGO		0:10:0	3:7:0	10	90b	7k	ON		tr		tr	nd	nd	nd		tr
48005	CAGO		0:6:0	4:2:0	6	90d	7f	ON	nd	nd		0.001	nd	nd	nd	nd	tr
47280	CAGO		2:8:0	4:6:0	10	90d	7i	ON	nd	tr		tr	nd	nd	nd	nd	tr
41640	LSGO		6:4:0	7:3:0	10	89b	7g	ON		nd		nd	nd	nd	nd		nd
43295	LSGO		3:7:0	5:5:0	10	89d	7g	ON		nd		nd	nd	nd	nd		nd
Northern Ontario - Dabbling Ducks																	
43364	ABDU		0:5:0	3:2:0	5	89d	7h	ON		tr		nd	nd	nd	nd		tr
39905	AGWT	b	A	F	1	88c	7e	ON		tr							nd
40473	AMWI	b	I	F	1	88d	7a	ON		tr		nd			nd		nd
40360	MALL	b	0:3:0	2:1:0	3	88c	7c	ON		tr		tr			nd		tr
40361	MALL	b	3:0:0	2:1:0	3	88c	7c	ON		tr		nd			nd		nd
40356	MALL	b	0:4:0	1:3:0	4	88c	7e	ON		0.002		tr			nd		tr
40357	MALL	b	3:0:0	1:2:0	3	88c	7e	ON		tr		nd			nd		nd
40478	MALL	b	0:4:0	2:2:0	4	88d	7a	ON		0.001		tr			tr		tr
40591	MALL	b	0:5:0	2:3:0	5	88d	7h	ON		tr		tr			nd		tr
43516	MALL		1:9:0	1:9:0	10	89d	7f	ON		0.002		tr	tr	nd	nd		tr
43353	MALL		1:3:0	1:3:0	4	89d	7h	ON		tr		nd	nd	nd	nd		nd
43388	MALL		5:4:0	4:5:0	9	89d	7k	ON		tr		nd	nd	nd	nd		nd
44325	MALL		0:5:0	0:5:0	5	90b	7c	ON		0.001		tr	tr	nd	nd		tr
44769	MALL		0:2:0	1:1:0	2	90b	7c	ON		tr		nd	nd	nd	nd		tr
47432	MALL		1:11:0	4:8:0	12	90d	7a	ON	nd	tr		tr	nd	nd	nd	nd	nd
47207	MALL		0:7:0	5:2:0	7	90d	7j	ON	nd	tr		tr	tr	nd	nd	nd	tr
43558	NSHO		I	F	1	89d	7f	ON		0.002		tr	tr	nd	nd		tr
43358	WODU		A	M	1	89d	7h	ON		tr		nd	nd	nd	nd		tr
47290	WODU		A	M	1	90d	7a	ON	nd	tr		nd	nd	nd	nd	nd	tr
Northern Ontario - Bay Ducks																	
43555	GRSC		0:3:0	1:2:0	3	89d	7f	ON		tr		nd	nd	nd	nd		tr
43557	LESC		A	M	1	89d	7f	ON		0.001		tr	tr	nd	tr		tr
47289	LESC		0:3:0	3:0:0	3	90d	7a	ON	nd	nd		nd	nd	nd	nd	nd	nd
43551	RNDU		1:3:0	2:2:0	4	89d	7f	ON		tr		tr	nd	nd	nd		tr
Northern Ontario - Sea Ducks																	
43397	BUFF		I	F	1	89d	7k	ON		0.001		tr	nd	nd	nd		tr
43298	COGO		0:2:0	0:2:0	2	89b	7h	ON		0.043		0.011	0.003	tr	tr		0.031
43556	COGO		A	F	1	89d	7f	ON		0.017		0.004	0.001	tr	nd		0.009

Table 5: Continued

values in mg/kg wet weight

USOX #	Species		Age I:A:U	Sex F:M:U	N	Year	Mapref	Prov	PCB Congener 151	153	158	170/190	171	172	174	178	180
43396	COGO		3:0:0	1:2:0	3	89d	7k	ON		0.003		nd	tr	nd	nd		0.002
47291	COGO		A	M	1	90d	7a	ON	nd	0.001		tr	nd	nd	nd	nd	tr
47893	COGO		I	M	1	90d	7h	ON	nd	tr		tr	nd	nd	nd	nd	tr
Northern Ontario - Mergansers																	
43344	COME		A	M	1	89b	7h	ON		0.377		0.115	0.036	0.015	0.015		0.277
47285	COME		I	M	1	90d	7a	ON	tr	0.003		tr	tr	nd	tr	tr	0.001
47993	COME		A	F	1	90d	7b	ON	tr	0.030		0.012	0.003	0.001	0.002	0.001	0.029
47138	COME		0:6:0	6:0:0	6	90d	7c	ON	nd	0.028		0.008	0.002	tr	nd	tr	0.018
47632	COME		1:2:0	2:1:0	3	90d	7h	ON	nd	0.025		0.009	0.003	0.001	tr	nd	0.020
43398	HOME		I	F	1	89d	7k	ON		0.004		tr	tr	nd	nd		0.002
47845	HOME		4:0:0	2:2:0	4	90d	7h	ON	nd	0.003		tr	tr	tr	nd	nd	0.002
47894	HOME		I	M	1	90d	7h	ON	nd	0.015		0.003	tr	tr	nd	nd	0.009
40362	RBME	b	0:2:0	2:0:0	2	88c	7c	ON		0.018		0.008			nd		0.023
40358	RBME	b	0:3:0	3:0:0	3	88c	7e	ON		0.123		0.034			0.002		0.065
47633	RBME		A	F	1	90d	7h	ON	nd	0.083		0.030	0.007	0.003	tr	0.003	0.072
Northern Ontario - Loons																	
40359	COLO	b	0:4:0	3:1:0	4	88b	7e	ON		0.197		0.048			0.012		0.090
40363	COLO	b	0:3:0	2:1:0	3	88c	7c	ON		0.266		0.056			0.037		0.139
44315	COLO		0:6:0	2:4:0	6	90b	7c	ON		0.436		0.076	0.028	0.013	0.018		0.200
46125	COLO		0:4:0	1:3:0	4	90b	7c	ON		0.103		0.026	0.010	0.004	0.009		0.058
46116	COLO		0:10:0	4:6:0	10	90b	7e	ON		nd		nd	nd	nd	nd		nd
Prairies - Terrestrial Browsers																	
69807	RUGR		0:2:0	0:2:0	2	94b	8b	YT	nd	nd	nd	nd	nd	nd	nd	nd	nd
69808	SPGR		0:3:0	2:1:0	3	94b	8b	YT	nd	nd	nd	nd	nd	nd	nd	nd	nd
Prairies - Geese & Swans																	
41780	CAGO		10:0:0	0:1:9	10	89d	8e	AB		nd		nd	nd	nd	nd		nd
63194	CAGO		4:6:0	2:8:0	10	93c	8w	MB	nd	nd	nd	nd	nd	nd	nd	nd	nd
66806	CAGO		10:0:0	5:5:0	10	93d	8aa	MB	nd	nd	nd	nd	nd	nd	nd	nd	nd
63132	CAGO		8:2:0	6:4:0	10	93d	8e	AB	nd	tr	nd	nd	nd	nd	nd	nd	tr
63050	CAGO		2:0:0	0:2:0	2	93d	8f	AB	nd	nd	nd	nd	nd	nd	nd	nd	nd
64791	CAGO		0:10:0	3:7:0	10	93d	8g	AB	nd	nd	nd	nd	nd	nd	nd	nd	nd
64022	CAGO		1:4:0	3:2:0	5	93d	8h	AB	nd	nd	nd	nd	nd	nd	nd	nd	nd
63953	CAGO		0:3:0	1:2:0	3	93d	8i	AB	nd	nd	nd	nd	nd	nd	nd	nd	nd
69250	CAGO		3:3:0	5:1:0	6	93d	8l	AB	nd	nd	nd	nd	nd	nd	nd	nd	nd
64256	CAGO		0:2:0	1:1:0	2	93d	8m	SK	nd	nd	nd	nd	nd	nd	nd	nd	nd
64258	CAGO		0:9:0	6:3:0	9	93d	8q	SK	nd	nd	nd	nd	nd	nd	nd	nd	nd
64317	CAGO		6:4:0	7:3:0	10	93d	8q	SK	nd	nd	nd	nd	nd	nd	nd	nd	nd

Table 5: Continued

values in mg/kg wet weight

USOX #	Species	Age I:A:U	Sex F:M:U	N	Year	Mapref	Prov	PCB Congener 151	153	158	170/190	171	172	174	178	180
65512	CAGO	0:3:0	1:2:0	3	93d	8q	SK	nd	0.004	tr	0.002	nd	nd	nd	nd	0.002
64485	CAGO	0:10:0	7:3:0	10	93d	8s	SK	nd	nd	nd	nd	tr	nd	nd	nd	nd
65777	CAGO	0:5:0	1:4:0	5	93d	8u	SK	nd	tr	nd	nd	nd	nd	nd	nd	nd
64894	CAGO	4:3:0	5:2:0	7	93d	8x	MB	nd	nd	nd	nd	nd	nd	nd	nd	nd
67133	CAGO	8:2:0	6:4:0	10	93d	8z	MB	nd	nd	nd	nd	nd	nd	nd	nd	nd
65494	CAGO	A	M	1	94b	8b	YT	nd	nd	nd	nd	nd	nd	nd	nd	nd
65505	GWFG	0:3:0	2:1:0	3	93d	8r	SK	nd	0.004	nd	tr	tr	nd	nd	nd	0.003
64318	GWFG	8:2:0	7:3:0	10	93d	8s	SK	nd	nd	nd	nd	nd	nd	nd	nd	nd
40311	LSGO b	0:7:0	4:3:0	7	88d	8w	MB		tr		nd			nd		tr
63183	LSGO	2:8:0	5:5:0	10	93c	8w	MB	nd	nd	nd	nd	nd	nd	nd	nd	nd
67135	LSGO	10:0:0	6:4:0	10	93d	8aa	MB	nd	nd	nd	nd	nd	nd	nd	nd	nd
69426	LSGO	1:2:0	2:1:0	3	93d	8bb	MB	nd	nd	nd	nd	nd	nd	nd	nd	nd
63948	LSGO	10:0:0	6:4:0	10	93d	8j	AB	nd	nd	nd	nd	nd	nd	nd	nd	nd
65533	LSGO	5:2:0	2:5:0	7	93d	8n	SK	nd	nd	nd	nd	nd	nd	nd	nd	nd
64556	LSGO	0:10:0	4:6:0	10	93d	8q	SK	nd	nd	nd	nd	nd	nd	nd	nd	nd
69254	LSGO	2:0:0	0:2:0	2	93d	8v	SK	nd	nd	nd	nd	nd	nd	nd	nd	nd
67713	LSGO	10:0:0	5:5:0	10	93d	8z	MB	nd	nd	nd	nd	nd	nd	nd	nd	nd
Prairies - Dabbling Ducks																
69169	ABDU	0:2:0	1:1:0	2	93d	8aa	MB	nd	nd	nd	nd	nd	nd	nd	nd	nd
64503	AGWT	A	F	1	92c	8f	AB	nd	nd	nd	nd	nd	nd	nd	nd	nd
66442	AGWT	3:4:0	4:3:0	7	93d	8aa	MB	nd	tr	nd	nd	nd	nd	nd	nd	nd
64021	AGWT	2:6:0	8:0:0	8	93d	8h	AB	nd	nd	nd	nd	nd	nd	nd	nd	nd
69248	AGWT	0:2:0	2:0:0	2	93d	8l	AB	nd	nd	nd	nd	nd	nd	nd	nd	nd
63415	AGWT	A	M	1	93d	8p	SK	nd	nd	nd	nd	tr	nd	nd	nd	nd
65746	AGWT	3:0:0	0:3:0	3	93d	8t	SK	nd	nd	nd	nd	nd	nd	nd	nd	nd
64770	AGWT	5:1:0	2:4:0	6	93d	8x	MB	tr	0.003	nd	nd	nd	nd	nd	nd	nd
69877	AGWT	0:5:0	2:3:0	5	94b	8b	YT	nd	0.002	nd	nd	nd	nd	nd	nd	tr
64486	AMWI	A	M	1	92c	8f	AB	nd	nd	nd	nd	nd	nd	nd	nd	nd
64501	AMWI	I	F	1	92c	8f	AB	nd	nd	nd	nd	nd	nd	nd	nd	nd
63163	AMWI	I	M	1	93d	8bb	MB	nd	nd	nd	nd	nd	nd	nd	nd	nd
63143	AMWI	I	M	1	93d	8d	AB	nd	nd	nd	nd	nd	nd	nd	nd	nd
63950	AMWI	0:10:0	5:5:0	10	93d	8h	AB	nd	nd	nd	nd	nd	nd	nd	nd	nd
69425	AMWI	0:9:0	5:4:0	9	93d	8l	AB	nd	nd	nd	nd	nd	nd	nd	nd	nd
68879	AMWI	0:2:0	2:0:0	2	94c	8c	BC	nd	nd	nd	nd	nd	nd	nd	nd	nd
64502	BWTE	A	F	1	92c	8f	AB	nd	nd	nd	nd	nd	nd	nd	nd	nd
63957	BWTE	1:1:0	1:1:0	2	93d	8h	AB	nd	nd	nd	nd	nd	nd	nd	nd	nd
63688	BWTE	3:2:0	1:4:0	5	93d	8l	AB	nd	nd	nd	nd	nd	nd	nd	nd	nd
63333	BWTE	A	F	1	93d	8q	SK	nd	nd	nd	nd	nd	nd	nd	nd	nd
65776	BWTE	2:5:0	4:3:0	7	93d	8t	SK	nd	nd	nd	nd	nd	nd	nd	nd	nd
64778	BWTE	3:0:0	2:1:0	3	93d	8x	MB	nd	nd	nd	nd	nd	nd	nd	nd	nd
67132	BWTE	1:1:0	2:0:0	2	93d	8z	MB	nd	tr	nd	nd	nd	nd	nd	nd	nd
69910	BWTE	1:1:0	1:1:0	2	94c	8c	BC	nd	nd	nd	nd	nd	nd	nd	nd	nd
64162	GADW	3:1:0	2:2:0	4	93c	8t	SK	nd	nd	nd	nd	nd	nd	nd	nd	nd
63032	GADW	I	F	1	93d	8f	AB	nd	nd	nd	nd	nd	nd	nd	nd	nd

Table 5: Continued

values in mg/kg wet weight

USOX #	Species		Age I:A:U	Sex F:M:U	N	Year	Mapref	Prov	PCB Congener 151	153	158	170/190	171	172	174	178	180
64145	GADW		0:10:0	4:6:0	10	93d	8h	AB	nd	nd	nd	nd	nd	nd	nd	nd	nd
63251	GADW		A	M	1	93d	8i	AB	nd	nd	nd	nd	nd	nd	nd	nd	nd
69251	GADW		1:8:0	3:6:0	9	93d	8l	AB	nd	nd	nd	nd	nd	nd	nd	nd	nd
64251	GADW		4:6:0	5:5:0	10	93d	8p	SK	nd	nd	nd	nd	nd	nd	nd	nd	nd
63330	GADW		A	M	1	93d	8t	SK	nd	tr	nd	nd	nd	nd	nd	nd	tr
65779	GADW		3:2:0	2:3:0	5	93d	8t	SK	nd	nd	nd	nd	nd	nd	nd	nd	nd
40230	MALL	b	I	M	1	88d	8d	AB		nd		nd			nd		nd
40876	MALL	b	0:7:0	2:5:0	7	88d	8g	AB		tr		nd			nd		tr
40442	MALL	b	2:8:0	3:7:0	10	88d	8p	SK		tr		tr			nd		tr
40299	MALL	b	0:10:0	1:9:0	10	88d	8x	MB		tr		nd			nd		nd
41769	MALL		0:10:0	2:8:0	10	89d	8g	AB		tr		nd	nd	nd	nd		nd
41758	MALL		1:9:0	0:10:0	10	89d	8h	AB		tr		nd	nd	nd	nd		tr
43500	MALL		1:2:0	2:1:0	3	89d	8s	SK		nd		nd	nd	nd	nd		nd
43531	MALL		0:10:0	6:4:0	10	89d	8t	SK		nd		nd	nd	nd	nd		nd
64505	MALL		A	F	1	92c	8f	AB	nd	nd	nd	nd	nd	nd	nd	nd	nd
64248	MALL		0:10:0	4:6:0	10	93c	8t	SK	nd	tr	nd	nd	nd	nd	nd	nd	tr
68405	MALL		1:5:0	0:6:0	6	93c	8z	MB	nd	0.002	nd	nd	nd	nd	nd	nd	nd
67131	MALL		4:4:0	5:3:0	8	93d	8aa	MB	nd	nd	nd	nd	nd	nd	nd	nd	nd
69430	MALL		0:10:0	3:7:0	10	93d	8bb	MB	nd	nd	nd	nd	nd	nd	nd	nd	nd
63140	MALL		3:4:0	3:4:0	7	93d	8d	AB	nd	nd	nd	nd	nd	nd	nd	nd	nd
63047	MALL		1:8:0	6:3:0	9	93d	8f	AB	nd	nd	nd	nd	nd	nd	nd	nd	nd
64667	MALL		0:10:0	7:3:0	10	93d	8g	AB	nd	nd	nd	nd	nd	nd	nd	nd	nd
63952	MALL		0:10:0	6:4:0	10	93d	8h	AB	nd	tr	nd	nd	nd	nd	nd	nd	nd
63949	MALL		5:5:0	7:3:0	10	93d	8i	AB	nd	nd	nd	nd	nd	nd	nd	nd	tr
69261	MALL		0:10:0	3:7:0	10	93d	8k	AB	nd	nd	nd	nd	nd	nd	nd	nd	nd
69428	MALL		0:10:0	4:6:0	10	93d	8l	AB	nd	nd	nd	nd	nd	nd	nd	nd	nd
64161	MALL		0:3:0	2:1:0	3	93d	8m	SK	nd	nd	nd	nd	nd	nd	nd	nd	nd
65303	MALL		0:9:0	2:7:0	9	93d	8n	SK	nd	tr	nd	nd	nd	nd	nd	nd	nd
64160	MALL		4:4:0	4:4:0	8	93d	8p	SK	nd	tr	nd	nd	nd	nd	nd	nd	nd
63331	MALL		A	M	1	93d	8q	SK	nd	nd	nd	nd	nd	nd	nd	nd	nd
64247	MALL		0:2:0	0:2:0	2	93d	8q	SK	nd	nd	nd	nd	nd	nd	nd	nd	nd
63352	MALL		A	M	1	93d	8s	SK	nd	nd	nd	nd	nd	nd	nd	nd	nd
69255	MALL		3:0:0	1:2:0	3	93d	8v	SK	nd	nd	nd	nd	nd	nd	nd	nd	nd
64771	MALL		8:2:0	2:8:0	10	93d	8x	MB	nd	nd	nd	nd	nd	nd	nd	nd	nd
66976	MALL		6:4:0	6:4:0	10	93d	8z	MB	nd	nd	nd	nd	nd	nd	nd	nd	nd
69886	MALL		0:5:0	1:4:0	5	94b	8b	YT	nd	0.001	nd	nd	nd	nd	nd	nd	tr
63947	NOPI		A	F	1	93d	8aa	MB	nd	nd	nd	nd	nd	nd	nd	nd	nd
64769	NOPI		8:2:0	5:5:0	10	93d	8g	AB	nd	nd	nd	nd	nd	nd	nd	nd	nd
63975	NOPI		1:4:0	3:2:0	5	93d	8h	AB	nd	nd	nd	nd	nd	nd	nd	nd	nd
63720	NOPI		A	F	1	93d	8k	AB	nd	nd	nd	nd	nd	nd	nd	nd	nd
69429	NOPI		2:8:0	6:4:0	10	93d	8l	AB	nd	nd	nd	nd	nd	nd	nd	nd	nd
63332	NOPI		A	M	1	93d	8q	SK	nd	tr	nd	nd	tr	nd	nd	nd	tr
63205	NOPI		1:9:0	4:6:0	10	93d	8w	MB	nd	nd	nd	nd	nd	nd	nd	nd	nd
64976	NOPI		8:0:0	7:1:0	8	93d	8x	MB	nd	nd	nd	nd	nd	nd	nd	nd	nd
65495	NOPI		A	F	1	94b	8b	YT	nd	nd	nd	nd	nd	nd	nd	nd	nd
68421	NOPI		A	F	1	94c	8c	BC	nd	nd	nd	nd	nd	nd	nd	nd	nd

Table 5: Continued

values in mg/kg wet weight

USOX #	Species	Age I:A:U	Sex F:M:U	N	Year	Mapref	Prov	PCB Congener 151	153	158	170/190	171	172	174	178	180
66805	NSHO	4:2:0	4:2:0	6	93d	8aa	MB	nd	0.001	nd	nd	nd	nd	nd	nd	tr
65803	NSHO	2:0:0	2:0:0	2	93d	8d	AB	nd	nd	nd	nd	nd	nd	nd	nd	nd
63974	NSHO	2:3:0	4:1:0	5	93d	8h	AB	nd	nd	nd	nd	nd	nd	nd	nd	nd
64745	NSHO	10:0:0	5:5:0	10	93d	8x	MB	nd	tr	nd	nd	nd	nd	nd	nd	tr
Prairies - Bay Ducks																
70159	CANV	10:0:0	3:7:0	10	92c	8f	AB	nd	nd	nd	nd	nd	nd	nd	nd	nd
43542	LESC	3:5:2	4:6:0	10	89d	8p	SK		tr		nd	nd	nd	nd		tr
69236	LESC	2:0:0	1:1:0	2	93d	8cc	MB	nd	nd	nd	nd	nd	nd	nd	nd	nd
63046	LESC	I	F	1	93d	8f	AB	nd	nd	nd	nd	nd	nd	nd	nd	nd
63267	LESC	I	F	1	93d	8h	AB	nd	tr	nd	nd	nd	nd	nd	nd	nd
63324	LESC	A	M	1	93d	8o	SK	nd	0.001	nd	nd	nd	nd	nd	nd	tr
64159	LESC	0:10:0	5:5:0	10	93d	8p	SK	nd	0.001	nd	nd	nd	nd	nd	nd	tr
63349	LESC	A	M	1	93d	8q	SK	nd	0.004	nd	tr	nd	nd	nd	nd	0.003
64790	LESC	2:8:0	1:9:0	10	93d	8x	MB	nd	0.011	nd	0.003	0.002	tr	nd	nd	0.008
67134	LESC	5:4:0	4:5:0	9	93d	8z	MB	nd	nd	nd	nd	nd	nd	nd	nd	tr
69566	LESC	I	M	1	94d	8a	YT	nd	nd	nd	nd	nd	nd	nd	nd	nd
63678	REDH	3:2:0	3:2:0	5	93d	8bb	MB	nd	nd	nd	nd	nd	nd	nd	nd	nd
69249	REDH	0:3:0	3:0:0	3	93d	8l	AB	nd	nd	nd	nd	nd	nd	nd	nd	nd
67292	REDH	0:10:0	3:7:0	10	93d	8y	MB	nd	0.002	nd	tr	nd	nd	nd	nd	0.002
68161	RNDU	6:2:0	3:5:0	8	93d	8cc	MB	nd	tr	nd	nd	nd	nd	nd	nd	tr
63045	RNDU	I	F	1	93d	8f	AB	nd	nd	nd	nd	nd	nd	nd	nd	nd
69554	RNDU	A	F	1	94b	8b	YT	nd	0.002	nd	nd	nd	nd	nd	nd	tr
Prairies - Sea Ducks																
63325	BUFF	A	F	1	93d	8o	SK	nd	0.002	nd	tr	nd	nd	nd	nd	tr
69170	BUFF	2:0:0	1:1:0	2	93d	8z	MB	nd	0.001	nd	nd	nd	nd	nd	nd	tr
69601	BUFF	0:2:0	2:0:0	2	94b	8b	YT	nd	0.001	nd	nd	nd	nd	nd	nd	nd
69805	BUFF	0:3:0	1:2:0	3	94b	8b	YT	nd	0.005	nd	nd	nd	nd	nd	nd	0.002
43491	COGO	5:1:0	2:4:0	6	89d	8p	SK		0.003		tr	tr	nd	nd		0.001
43496	COGO	4:0:0	2:2:0	4	89d	8p	SK		0.004		0.001	tr	tr	tr		0.002
63048	COGO	4:1:0	2:3:0	5	93d	8f	AB	nd	0.001	nd	nd	nd	nd	nd	nd	tr
69892	COGO	1:4:0	0:5:0	5	94b	8b	YT	nd	0.003	nd	nd	nd	nd	nd	nd	tr
69565	SUSC	I	F	1	94d	8a	YT	nd	nd	nd	nd	nd	nd	nd	nd	nd
69564	WWSC	I	F	1	94d	8a	YT	nd	nd	nd	nd	nd	nd	nd	nd	nd
Pacific - Terrestrial Browsers																
69891	PTAR	0:6:0	2:4:0	6	94d	9b	YT	nd	nd	nd	nd	nd	nd	nd	nd	nd
69246	ROPT	0:3:0	1:2:0	3	94b	9a	YT	nd	nd	nd	nd	nd	nd	nd	nd	nd
65543	RUGR	A	M	1	94b	9a	YT	nd	nd	nd	nd	nd	nd	nd	nd	nd
68850	RUGR	A	M	1	94d	9b	YT	nd	nd	nd	nd	nd	nd	nd	nd	nd
69247	SPGR	0:4:0	1:3:0	4	94b	9a	YT	0.001	0.003	nd	nd	nd	nd	nd	nd	nd

Table 5: Continued

values in mg/kg wet weight

USOX #	Species	Age I:A:U	Sex F:M:U	N	Year	Mapref	Prov	PCB Congener 151	153	156	170/190	171	172	174	178	180
66034	SPGR	0:3:0	2:1:0	3	94b	9b	YT	nd	nd	nd	nd	nd	nd	nd	nd	nd
69078	SPGR	0:5:0	3:2:0	5	94b	9b	YT	nd	nd	nd	nd	nd	nd	nd	nd	nd
68849	SPGR	0:4:0	2:2:0	4	94d	9b	YT	nd	nd	nd	nd	nd	nd	nd	nd	nd
69238	WIPT	0:2:0	1:1:0	2	94b	9a	YT	0.001	0.003	nd	nd	nd	nd	nd	nd	nd
69602	WIPT	0:2:0	0:2:0	2	94b	9b	YT	nd	nd	nd	nd	nd	nd	nd	nd	nd
69603	WIPT	0:3:0	2:1:0	3	94c	9b	YT	nd	nd	nd	nd	nd	nd	nd	nd	nd
Pacific - Geese & Swans																
70336	BLBR	0:6:0	2:4:0	6	95a	9j	BC	nd	nd	nd	nd	nd	nd	nd	nd	nd
43846	CAGO	0:4:0	2:2:0	4	90a	9j	BC		0.005		0.003	tr	nd	nd		0.007
66044	CAGO	0:2:0	1:1:0	2	94b	9b	YT	nd	nd	nd	nd	nd	nd	nd	nd	nd
70333	CAGO	0:5:0	3:2:0	5	94d	9j	BC	nd	nd	nd	nd	nd	nd	nd	nd	nd
70229	CAGO	A	M	1	94d	9k	BC	nd	nd	nd	nd	nd	nd	nd	nd	0.001
68965	CAGO	0:5:0	2:3:0	5	94d	9l	BC	nd	nd	nd	nd	nd	nd	nd	nd	nd
Pacific - Dabbling Ducks																
43479	AGWT	I	M	1	89d	9j	BC		tr		nd	nd	nd	nd		tr
69456	AGWT	0:7:0	2:5:0	7	92b	9b	YT	nd	0.016	tr	0.005	0.001	tr	nd	tr	0.012
66008	AGWT	A	M	1	93b	9b	YT	nd	0.003	nd	0.002	nd	nd	nd	nd	0.004
65306	AGWT	0:2:0	0:2:0	2	94b	9b	YT	nd	nd	nd	nd	nd	nd	nd	nd	nd
69878	AGWT	0:2:0	2:0:0	2	94b	9b	YT	nd	nd	nd	nd	nd	nd	nd	nd	nd
69879	AGWT	4:0:0	1:3:0	4	94b	9b	YT	nd	0.001	nd	nd	nd	nd	nd	nd	nd
68492	AGWT	0:10:0	2:8:0	10	94d	9e	BC	nd	nd	nd	nd	nd	nd	nd	nd	nd
68652	AGWT	0:2:0	1:1:0	2	94d	9f	BC	nd	nd	nd	nd	nd	nd	nd	nd	nd
68676	AGWT	3:5:0	5:3:0	8	94d	9g	BC	nd	nd	nd	nd	nd	nd	nd	nd	nd
68691	AGWT	0:2:0	2:0:0	2	94d	9g	BC	nd	nd	nd	nd	nd	nd	nd	nd	nd
69144	AGWT	0:10:0	5:5:0	10	94d	9h	BC	nd	nd	nd	nd	nd	nd	nd	nd	nd
69165	AGWT	3:6:0	6:3:0	9	94d	9i	BC	nd	nd	nd	nd	nd	nd	nd	nd	nd
70259	AGWT	0:2:0	1:1:0	2	94d	9i	BC	nd	tr	nd	nd	nd	nd	nd	nd	nd
68941	AGWT	A	F	1	94d	9j	BC	nd	0.001	nd	nd	nd	nd	nd	nd	nd
68942	AGWT	2:6:0	4:4:0	8	94d	9j	BC	nd	nd	nd	nd	nd	nd	nd	nd	nd
70255	AGWT	1:3:0	4:0:0	4	94d	9j	BC	nd	nd	nd	nd	nd	nd	nd	nd	nd
68439	AGWT	2:8:0	7:3:0	10	94d	9k	BC	nd	nd	nd	nd	nd	nd	nd	nd	nd
68797	AGWT	1:4:0	3:2:0	5	94d	9m	BC	nd	nd	nd	nd	nd	nd	nd	nd	nd
43478	AMWI	0:2:0	1:1:0	2	89d	9j	BC		tr		nd	nd	nd	nd		nd
69880	AMWI	0:2:0	0:2:0	2	94b	9b	YT	nd	nd	nd	nd	nd	nd	nd	nd	nd
69881	AMWI	0:4:0	1:3:0	4	94b	9b	YT	nd	0.001	nd	nd	nd	nd	nd	nd	nd
68481	AMWI	2:4:0	3:3:0	6	94d	9e	BC	nd	nd	nd	nd	nd	nd	nd	nd	nd
68649	AMWI	5:5:0	5:5:0	10	94d	9f	BC	nd	nd	nd	nd	nd	nd	nd	nd	nd
68688	AMWI	0:2:0	2:0:0	2	94d	9g	BC	nd	0.001	nd	nd	nd	nd	nd	nd	nd
70337	AMWI	1:1:0	0:2:0	2	94d	9g	BC	nd	nd	nd	nd	nd	nd	nd	nd	nd
70316	AMWI	2:4:0	4:2:0	6	94d	9h	BC	nd	nd	nd	nd	nd	nd	nd	nd	nd
70328	AMWI	1:1:0	2:0:0	2	94d	9i	BC	nd	nd	nd	nd	nd	nd	nd	nd	nd
70300	AMWI	0:10:0	3:7:0	10	94d	9j	BC	nd	nd	nd	nd	nd	nd	nd	nd	tr

Table 5: Continued

values in mg/kg wet weight

USOX #	Species		Age I:A:U	Sex F:M:U	N	Year	Mapref	Prov	PCB Congener 151	153	158	170/190	171	172	174	178	180
68433	AMWI		4:6:0	5:5:0	10	94d	9k	BC	nd	nd	nd	nd	nd	nd	nd	nd	nd
70338	AMWI		0:2:0	1:1:0	2	94d	9k	BC	nd	nd	nd	nd	nd	nd	nd	nd	nd
68796	AMWI		0:5:0	3:2:0	5	94d	9m	BC	nd	nd	nd	nd	nd	nd	nd	nd	nd
70340	AMWI		0:2:0	2:0:0	2	95a	9h	BC	nd	nd	nd	nd	nd	nd	nd	nd	nd
70329	AMWI		0:3:0	0:3:0	3	95a	9l	BC	nd	nd	nd	nd	nd	nd	nd	nd	nd
68503	BWTE		9:1:0	6:4:0	10	94d	9e	BC	nd	nd	nd	nd	nd	nd	nd	nd	nd
68651	BWTE		3:3:0	5:1:0	6	94d	9f	BC	nd	nd	nd	nd	nd	nd	nd	nd	nd
68692	BWTE		A	F	1	94d	9g	BC	nd	nd	nd	nd	nd	nd	nd	nd	nd
68457	BWTE		4:0:0	0:4:0	4	94d	9k	BC	nd	nd	nd	nd	nd	nd	nd	nd	nd
70332	BWTE		0:2:0	2:0:0	2	94d	9k	BC	nd	nd	nd	nd	nd	nd	nd	nd	nd
68685	GADW		I	M	1	94d	9g	BC	nd	nd	nd	nd	nd	nd	nd	nd	nd
70254	GADW		0:2:0	2:0:0	2	94d	9j	BC	nd	nd	nd	nd	nd	nd	nd	nd	nd
68415	GADW		4:5:0	5:4:0	9	94d	9k	BC	nd	nd	nd	nd	nd	nd	nd	nd	nd
70231	GADW		I	M	1	94d	9k	BC	nd	nd	nd	nd	nd	nd	nd	nd	nd
70339	GADW		2:0:0	2:0:0	2	94d	9l	BC	nd	nd	nd	nd	nd	nd	nd	nd	nd
70290	GADW		1:1:0	0:2:0	2	94d	9m	BC	nd	nd	nd	nd	nd	nd	nd	nd	nd
43276	MALL		0:8:0	2:6:0	8	88b	9b	YT		tr		nd	nd	nd	nd		tr
40427	MALL	b	4:4:0	7:1:0	8	88d	9b	YT		tr		nd			nd		nd
40339	MALL	b	0:10:0	3:7:0	10	88d	9i	BC		tr		tr			nd		tr
40324	MALL	b	0:8:0	3:5:0	8	88d	9j	BC		tr		tr			nd		tr
40808	MALL	b	0:7:0	4:3:0	7	88d	9k	BC		tr		nd			tr		tr
43277	MALL		0:6:0	2:4:0	6	88d	9m	BC		tr		nd	nd	nd	nd		nd
43444	MALL		0:6:0	3:3:0	6	89d	9l	BC		nd		nd	nd	nd	nd		nd
69373	MALL		0:2:0	0:2:0	2	94b	9a	YT	nd	0.001	nd	nd	nd	nd	nd	nd	nd
65998	MALL		0:7:0	1:6:0	7	94b	9b	YT	nd	0.001	nd	nd	nd	nd	nd	nd	nd
66041	MALL		0:4:0	1:3:0	4	94b	9b	YT	nd	nd	nd	nd	nd	nd	nd	nd	nd
65317	MALL		A	M	1	94b	9c	YT	nd	nd	nd	nd	nd	nd	nd	nd	nd
69604	MALL		0:2:0	0:2:0	2	94b	9c	YT	nd	0.001	nd	nd	nd	nd	nd	nd	nd
69580	MALL		0:8:0	4:4:0	8	94d	9d	BC	nd	0.004	nd	nd	nd	nd	nd	nd	tr
68468	MALL		5:5:0	4:6:0	10	94d	9e	BC	nd	nd	nd	nd	nd	nd	nd	nd	nd
68616	MALL		6:4:0	6:4:0	10	94d	9f	BC	nd	nd	nd	nd	nd	nd	nd	nd	nd
68680	MALL		1:9:0	4:5:1	10	94d	9g	BC	nd	nd	nd	nd	nd	nd	nd	nd	nd
69133	MALL		1:9:0	6:4:0	10	94d	9h	BC	nd	nd	nd	nd	tr	nd	nd	nd	nd
69582	MALL		0:7:0	4:3:0	7	94d	9l	BC	nd	nd	nd	nd	nd	nd	nd	nd	nd
68948	MALL		0:5:0	4:1:0	5	94d	9j	BC	nd	nd	nd	nd	nd	nd	nd	nd	nd
70157	MALL		0:10:0	5:5:0	10	94d	9j	BC	nd	nd	nd	nd	nd	nd	nd	nd	nd
68450	MALL		0:10:0	3:7:0	10	94d	9k	BC	nd	tr	nd	nd	nd	nd	nd	nd	tr
68871	MALL		0:8:0	3:5:0	8	94d	9k	BC	nd	nd	nd	nd	nd	nd	nd	nd	nd
70262	MALL		0:2:0	0:2:0	2	94d	9k	BC	nd	nd	nd	nd	nd	nd	nd	nd	nd
68959	MALL		1:9:0	4:6:0	10	94d	9l	BC	nd	nd	nd	nd	nd	nd	nd	nd	nd
68795	MALL		2:3:0	4:1:0	5	94d	9m	BC	nd	nd	nd	nd	nd	nd	nd	nd	nd
70135	MALL		A	F	1	95a	9l	BC	nd	nd	nd	nd	nd	nd	nd	nd	nd
41859	NOPI	a	1:11:0	2:10:0	12	88b	9b	YT		tr		nd	nd	nd	nd		tr
43471	NOPI		1:2:0	2:1:0	3	89d	9j	BC		tr		nd	tr	nd	nd		tr
69262	NOPI		0:2:0	1:1:0	2	94b	9a	YT	nd	nd	nd	nd	nd	nd	nd	nd	nd
69708	NOPI		0:2:0	1:1:0	2	94b	9b	YT	nd	0.001	nd	nd	nd	nd	nd	nd	nd

Table 5: Continued

values in mg/kg wet weight

USOX #	Species	Age I:A:U	Sex F:M:U	N	Year	Mapref	Prov	PCB Congener 151	153	158	170/190	171	172	174	178	180
68653	NOPI	0:6:0	3:3:0	6	94d	9f	BC	nd	nd	nd	nd	nd	nd	nd	nd	nd
70267	NOPI	3:4:0	2:5:0	7	94d	9h	BC	nd	nd	nd	nd	nd	nd	nd	nd	nd
70136	NOPI	A	F	1	94d	9i	BC	nd	nd	nd	nd	nd	nd	nd	nd	nd
70158	NOPI	0:10:0	7:3:0	10	94d	9i	BC	nd	nd	nd	nd	nd	nd	nd	nd	nd
70296	NOPI	1:5:0	5:1:0	6	94d	9j	BC	nd	nd	nd	nd	nd	nd	nd	nd	nd
68422	NOPI	0:5:0	1:4:0	5	94d	9k	BC	nd	nd	nd	nd	nd	nd	nd	nd	nd
70244	NOPI	A	F	1	94d	9k	BC	nd	nd	nd	nd	nd	nd	nd	nd	nd
43475	NSHO	2:1:0	2:1:0	3	89d	9j	BC		tr		nd	nd	nd	nd		nd
69372	NSHO	0:3:0	1:2:0	3	94b	9a	YT	nd	0.025	tr	0.007	0.002	0.001	nd	tr	0.016
68650	NSHO	0:8:0	4:4:0	8	94d	9f	BC	nd	nd	nd	nd	nd	nd	nd	nd	nd
70260	NSHO	4:0:0	1:3:0	4	94d	9j	BC	nd	nd	nd	nd	nd	nd	nd	nd	nd
68885	NSHO	0:6:0	3:3:0	6	94d	9k	BC	nd	0.001	nd	nd	nd	nd	nd	nd	nd
70291	NSHO	1:2:0	1:2:0	3	94d	9k	BC	nd	nd	nd	nd	nd	nd	nd	nd	nd
70217	NSHO	I	M	1	94d	9m	BC	nd	nd	nd	nd	nd	nd	nd	nd	nd
Pacific - Bay Ducks																
40418	GRSC b	I	F	1	88d	9l	BC		tr		nd			nd		nd
69155	GRSC	1:1:0	1:1:0	2	95a	9i	BC	nd	0.003	nd	nd	nd	nd	nd	nd	0.001
70342	GRSC	1:4:0	0:5:0	5	95a	9j	BC	0.001	0.022	tr	0.003	0.001	nd	nd	nd	0.009
40417	LESC ab	I	F	1	88d	9b	YT		tr		nd			nd		tr
43437	LESC	2:0:0	2:0:0	2	89d	9l	BC		nd		nd	nd	nd	nd		nd
45979	LESC	0:10:0	1:9:0	10	90b	9b	YT		0.016		0.003	tr	tr	nd		0.007
66038	LESC	0:5:0	5:0:0	5	94b	9b	YT	nd	0.011	nd	nd	tr	nd	nd	nd	0.001
70214	LESC	A	F	1	94d	9g	BC	nd	nd	nd	nd	nd	nd	nd	nd	nd
70239	LESC	A	F	1	94d	9k	BC	nd	nd	nd	nd	tr	nd	nd	nd	nd
66028	RNDU	A	F	1	94b	9b	YT	nd	nd	nd	nd	nd	nd	nd	nd	nd
68473	RNDU	1:1:0	1:1:0	2	94d	9e	BC	nd	nd	nd	nd	nd	nd	nd	nd	nd
68693	RNDU	I	M	1	94d	9f	BC	nd	nd	nd	nd	nd	nd	nd	nd	nd
68667	RNDU	2:0:0	0:2:0	2	94d	9g	BC	nd	nd	nd	nd	nd	nd	nd	nd	nd
68684	RNDU	0:2:0	2:0:0	2	94d	9g	BC	nd	nd	nd	nd	nd	nd	nd	nd	nd
70292	RNDU	1:1:0	2:0:0	2	94d	9k	BC	nd	nd	nd	nd	nd	nd	nd	nd	nd
Pacific - Sea Ducks																
66025	BAGO	0:3:0	1:2:0	3	94b	9b	YT	nd	0.002	nd	nd	nd	nd	nd	nd	nd
65315	BAGO	0:4:0	2:2:0	4	94b	9c	YT	nd	0.002	nd	nd	nd	nd	nd	nd	nd
70261	BAGO	0:3:0	3:0:0	3	94d	9d	BC	nd	0.001	nd	nd	nd	nd	nd	nd	0.003
68664	BAGO	0:3:0	3:0:0	3	94d	9g	BC	nd	tr	nd	tr	nd	nd	nd	nd	tr
70294	BAGO	0:3:0	1:2:0	3	94d	9h	BC	nd	0.002	nd	nd	nd	nd	nd	nd	nd
70334	BAGO	0:2:0	1:1:0	2	95a	9h	BC	nd	0.001	nd	nd	nd	nd	nd	nd	nd
70293	BAGO	0:3:0	2:1:0	3	95a	9l	BC	nd	0.005	nd	tr	nd	nd	nd	nd	0.003
70341	BAGO	0:2:0	0:2:0	2	95a	9j	BC	nd	0.009	nd	0.001	tr	nd	nd	nd	0.003
65310	BUFF	0:3:0	2:1:0	3	94b	9c	YT	nd	0.001	nd	nd	nd	nd	nd	nd	nd
69600	BUFF	0:3:0	2:1:0	3	94b	9c	YT	nd	0.002	nd	nd	nd	nd	nd	nd	nd
70069	BUFF	4:4:0	3:5:0	8	94d	9d	BC	tr	0.001	nd	tr	tr	nd	nd	nd	tr

Table 5: Continued

values in mg/kg wet weight

USOX #	Species	Age I:A:U	Sex F:M:U	N	Year	Mapref	Prov	PCB Congener 151	153	158	170/190	171	172	174	178	180
68519	BUFF	2:6:0	6:2:0	8	94d	9e	BC	nd	tr	nd	nd	nd	nd	nd	nd	nd
68660	BUFF	0:6:0	3:3:0	6	94d	9g	BC	nd	nd	nd	nd	nd	nd	nd	nd	nd
70213	BUFF	I	M	1	94d	9g	BC	nd	nd	nd	nd	nd	nd	nd	nd	nd
71065	BUFF	2:5:0	7:0:0	7	94d	9h	BC	nd	0.002	nd	nd	nd	nd	nd	nd	tr
70326	BUFF	0:4:0	1:3:0	4	94d	9i	BC	nd	nd	nd	nd	nd	nd	nd	nd	nd
63049	BUFF	0:3:0	2:1:0	3	94d	9j	BC	nd	nd	nd	nd	nd	nd	nd	nd	nd
68525	BUFF	A	M	1	94d	9k	BC	nd	tr	nd	tr	nd	nd	nd	nd	tr
70327	BUFF	1:4:0	1:4:0	5	94d	9k	BC	nd	0.003	nd	tr	nd	nd	nd	nd	0.003
70330	BUFF	1:1:0	0:2:0	2	94d	9k	BC	nd	0.008	nd	0.002	0.001	nd	nd	nd	0.004
70331	BUFF	1:1:0	1:1:0	2	94d	9l	BC	nd	nd	nd	nd	nd	nd	nd	nd	nd
70303	BUFF	0:3:0	0:3:0	3	95a	9i	BC	nd	0.003	nd	tr	nd	nd	nd	nd	0.001
70335	BUFF	0:3:0	0:3:0	3	95a	9j	BC	nd	0.007	nd	0.001	nd	nd	nd	nd	0.003
41747	COGO	1:0:5	3:3:0	6	89d	9b	YT		tr		nd	nd	nd	nd		nd
43434	COGO	3:1:0	2:2:0	4	89d	9l	BC		0.006		tr	tr	nd	nd		0.003
65316	COGO	A	F	1	94b	9c	YT	nd	0.004	nd	tr	nd	nd	nd	nd	0.002
70253	COGO	3:3:0	3:3:0	6	94d	9d	BC	nd	0.001	nd	nd	nd	nd	nd	nd	0.002
68510	COGO	2:3:0	3:2:0	5	94d	9e	BC	nd	tr	nd	nd	nd	nd	nd	nd	tr
68523	COGO	3:0:0	1:2:0	3	94d	9k	BC	nd	tr	nd	tr	nd	nd	nd	nd	tr
70230	COGO	A	M	1	94d	9k	BC	nd	0.001	nd	nd	nd	nd	nd	nd	tr
69809	OLDS	1:2:0	1:2:0	3	94d	9c	YT	0.002	0.001	nd	nd	nd	nd	nd	nd	nd
43483	SUSC	0:10:0	3:7:0	10	89d	9j	BC		0.004		tr	tr	nd	nd		0.002
43501	SUSC	0:3:0	1:2:0	3	89d	9j	BC		0.003		tr	tr	nd	nd		0.001
45988	SUSC	0:4:0	1:3:0	4	90b	9b	YT		0.031		0.003	0.001	tr	nd		0.008
46015	WWSC a	1:5:0	0:6:0	6	90b	9b	YT		0.002		nd	nd	nd	nd		tr
Pacific - Mergansers																
68799	HOME	0:3:0	2:1:0	3	94d	9m	BC	nd	0.001	nd	nd	nd	nd	nd	nd	tr
70134	HOME	A	M	1	95a	9i	BC	nd	0.005	nd	0.001	nd	nd	nd	nd	0.004
Eastern Arctic - Terrestrial Browsers																
52147	ROPT	A	F	1	91c	10o	PQ	nd	tr		tr	tr	tr	nd	nd	tr
52145	ROPT	1:2:0	1:2:0	3	91d	10o	PQ	nd	nd		tr	nd	nd	nd	nd	tr
55517	ROPT	0:4:0	2:2:0	4	92b	10i	PQ	nd	tr		nd	nd	nd	nd	nd	nd
64154	ROPT	0:5:0	3:2:0	5	93b	10d	NT	nd	nd	nd	nd	nd	nd	nd	nd	nd
63539	ROPT	0:10:0	4:6:0	10	93d	10a	NT	nd	nd	nd	tr	nd	nd	nd	nd	nd
64484	ROPT	0:9:0	5:4:0	9	94a	10k	NT	nd	nd	nd	nd	nd	nd	nd	nd	nd
52146	WIPT	I	M	1	91c	10o	PQ	nd	tr		tr	tr	nd	nd	nd	tr
56233	WIPT	A	M	1	92d	10i	PQ	nd	nd		nd	nd	nd	nd	nd	nd
60489	WIPT	0:5:0	3:2:0	5	93b	10d	NT	nd	nd	nd	nd	nd	nd	nd	nd	nd

Table 5: Continued

values in mg/kg wet weight

USOX #	Species	Age I:A:U	Sex F:M:U	N	Year	Mapref	Prov	PCB Congener 151	153	158	170/190	171	172	174	178	180
Eastern Arctic - Geese & Swans																
44153	CAGO	0:13:0	6:7:0	13	89c	10m	PQ		tr		tr	nd	nd	nd		tr
46654	CAGO	9:0:1	9:1:0	10	90b	10k	NT		tr		nd	nd	nd	nd		nd
49246	CAGO	0:2:0	1:1:0	2	91b	10e	NT	tr	tr		tr	nd	nd	nd	nd	tr
51805	CAGO	I	M	1	91c	10i	PQ	nd	nd		nd	nd	nd	nd	nd	nd
50258	CAGO	1:4:0	4:1:0	5	91c	10o	PQ	nd	tr		nd	nd	nd	nd	tr	tr
51978	CAGO	2:0:0	0:2:0	2	91d	10j	PQ	nd	nd		nd	nd	nd	nd	nd	nd
51979	CAGO	0:2:0	2:0:0	2	91d	10j	PQ	nd	nd		nd	nd	nd	nd	nd	nd
55497	CAGO	A	F	1	92b	10i	PQ	nd	tr		nd	nd	nd	nd	nd	tr
55554	CAGO	0:8:0	2:6:0	8	92b	10p	LB	nd	tr		tr	nd	nd	nd	nd	tr
55671	CAGO	0:3:0	3:0:0	3	92c	10l	PQ	nd	tr		nd	nd	nd	nd	nd	tr
56200	CAGO	0:6:0	4:2:0	6	92d	10i	PQ	nd	nd		nd	nd	nd	nd	nd	nd
56193	CAGO	A	M	1	92d	10n	PQ	nd	tr		nd	nd	nd	nd	nd	nd
69056	CAGO	1:5:0	4:2:0	6	93b	10c	NT	nd	tr	nd	nd	nd	nd	nd	nd	nd
60490	CAGO	0:10:0	3:7:0	10	93b	10d	NT	nd	nd	nd	nd	nd	nd	nd	nd	nd
69077	CAGO	0:7:0	4:3:0	7	93b	10e	NT	nd	nd	nd	nd	nd	nd	nd	nd	nd
64510	CAGO	I	F	1	93d	10p	LB	nd	nd	nd	nd	nd	nd	nd	nd	nd
56632	GSGO	0:10:0	9:1:0	10	92c	10b	NT	nd	tr		tr	tr	nd	nd	nd	tr
57008	GSGO	8:0:0	3:5:0	8	92c	10b	NT	nd	tr		tr	nd	nd	nd	nd	nd
43107	LSGO	0:4:0	4:0:0	4	89b	10e	NT		nd		nd	nd	nd	nd		nd
43108	LSGO	0:6:0	0:6:0	6	89b	10e	NT		nd		nd	nd	nd	nd		nd
49331	LSGO	I	F	1	91b	10e	NT	nd	nd		nd	nd	nd	nd	nd	nd
49332	LSGO	0:7:0	0:7:0	7	91b	10e	NT	nd	nd		nd	nd	nd	nd	nd	nd
49333	LSGO	0:7:0	7:0:0	7	91b	10e	NT	nd	nd		nd	nd	nd	nd	nd	nd
51795	LSGO	0:4:0	1:3:0	4	91b	10i	PQ	nd	nd		nd	nd	nd	nd	nd	nd
51798	LSGO	1:1:0	1:1:0	2	91d	10j	PQ	nd	nd		nd	nd	nd	nd	nd	nd
55334	LSGO	0:5:0	4:1:0	5	92b	10i	PQ	nd	tr		nd	nd	nd	nd	nd	tr
55339	LSGO	0:4:0	2:2:0	4	92b	10n	PQ	nd	nd		nd	nd	nd	nd	nd	nd
55673	LSGO	A	M	1	92c	10l	PQ	nd	tr		nd	nd	nd	nd	nd	nd
55672	LSGO	A	M	1	92c	10n	PQ	nd	tr		nd	nd	nd	nd	nd	tr
56073	LSGO	1:8:0	3:6:0	9	92d	10i	PQ	nd	tr		nd	nd	nd	nd	nd	nd
64533	LSGO	0:10:0	5:5:0	10	93b	10c	NT	nd	0.001	nd	nd	nd	nd	nd	nd	tr
69049	LSGO	0:10:0	6:4:0	10	93b	10e	NT	nd	0.002	nd	nd	nd	nd	nd	nd	nd
60926	LSGO	0:10:0	7:3:0	10	93b	10g	NT	nd	nd	nd	nd	nd	nd	nd	nd	nd
Eastern Arctic - Dabbling Ducks																
44194	ABDU	0:9:0	4:5:0	9	89c	10m	PQ		0.005		0.001	tr	nd	nd		0.002
44163	AGWT	0:5:0	4:1:0	5	89c	10m	PQ		0.002		tr	nd	nd	nd		0.002
44238	NOPI	0:6:0	4:2:0	6	89c	10m	PQ		tr		nd	nd	nd	nd		tr

Table 5: Continued

values in mg/kg wet weight

USOX #	Species	Age I:A:U	Sex F:M:U	N	Year	Mapref	Prov	PCB Congener 151	153	158	170/190	171	172	174	178	180
Eastern Arctic - Bay Ducks																
44249	RNDU	A	M	1	89c	10m	PQ		0.001		tr	nd	nd	nd		tr
Eastern Arctic - Sea Ducks																
44135	BLSC	0:8:0	8:0:0	8	89c	10m	PQ		0.017		0.003	0.001	tr	tr		0.007
51769	BLSC	0:5:0	5:0:0	5	91d	10j	PQ	nd	tr		nd	nd	nd	nd	nd	tr
55743	BLSC	0:2:0	0:2:0	2	92u	10l	PQ	tr	0.039		0.003	0.003	tr	tr	tr	0.008
40634	COEI b	0:2:0	2:0:0	2	88d	10k	NT		0.007		tr			nd		0.002
40870	COEI b	0:5:0	0:5:0	5	88d	10k	NT		0.002		nd			nd		tr
40871	COEI b	5:0:0	1:4:0	5	88d	10k	NT		tr		nd			nd		tr
43279	COEI	5:0:0	3:2:0	5	90a	10h	NT		tr		nd	nd	nd	nd		nd
43280	COEI	0:3:0	3:0:0	3	90a	10h	NT		tr		nd	tr	nd	nd		tr
51789	COEI	0:3:0	1:2:0	3	91c	10i	PQ	nd	0.002		tr	nd	nd	nd	nd	tr
50172	COEI	0:6:0	5:1:0	6	91c	10o	PQ	nd	0.003		tr	tr	nd	nd	nd	tr
51783	COEI	0:3:0	3:0:0	3	91d	10j	PQ	nd	tr		nd	nd	nd	nd	nd	tr
59720	COEI	0:10:0	3:7:0	10	93b	10a	NT	nd	0.006	nd	nd	nd	nd	nd	nd	0.002
69106	COEI	0:10:0	6:4:0	10	93b	10e	NT	nd	0.003	nd	nd	nd	nd	nd	nd	nd
69095	COEI	0:10:0	6:4:0	10	93b	10f	NT	nd	0.005	nd	nd	nd	nd	nd	nd	tr
61403	COEI	0:10:0	2:8:0	10	93b	10g	NT	nd	0.006	nd	nd	nd	nd	nd	nd	0.002
64522	COEI	6:1:0	3:4:0	7	93d	10p	LB	nd	tr	nd	nd	nd	nd	nd	nd	tr
51784	KIEI	A	M	1	91c	10i	PQ	nd	0.007		0.001	tr	nd	nd	tr	0.002
51790	KIEI	1:1:0	1:1:0	2	91d	10j	PQ	nd	tr		nd	nd	nd	nd	nd	tr
64555	KIEI	0:10:0	3:7:0	10	93c	10c	NT	0.001	0.008	nd	0.001	nd	nd	nd	nd	0.002
50357	OLDS	0:5:0	3:2:0	5	91c	10o	PQ	0.001	0.029		0.008	0.002	tr	nd	tr	0.002
51521	OLDS	A	F	1	91d	10j	PQ	nd	0.015		0.002	tr	tr	nd	nd	0.006
51980	OLDS	4:0:0	3:1:0	4	91d	10j	PQ	tr	tr		tr	nd	nd	nd	nd	tr
56232	OLDS	0:3:0	0:3:0	3	92d	10i	PQ	0.001	0.025		0.007	0.002	tr	nd	nd	0.015
60488	OLDS	0:9:1	4:5:1	10	93b	10d	NT	0.001	0.031	tr	0.008	0.002	tr	tr	tr	0.018
69038	OLDS	0:10:0	3:7:0	10	93b	10e	NT	nd	0.186	0.005	0.058	0.017	0.006	nd	0.010	0.142
60915	OLDS	0:10:0	7:3:0	10	93b	10g	NT	nd	0.018	nd	0.003	0.001	nd	nd	nd	0.010
64544	OLDS	0:10:0	2:8:0	10	93c	10c	NT	0.004	0.036	0.001	0.008	0.003	tr	nd	tr	0.018
64096	OLDS	0:10:0	5:5:0	10	93d	10k	NT	0.002	0.051	tr	0.014	0.004	0.001	tr	tr	0.032
44180	SUSC	0:4:0	2:2:0	4	89c	10m	PQ		0.011		0.001	tr	tr	nd		0.003
55747	SUSC	A	M	1	92u	10l	PQ	tr	0.049		0.011	0.003	tr	nd	tr	0.026
Eastern Arctic - Mergansers																
44263	COME	0:13:0	3:10:0	13	89c	10m	PQ		0.296		0.108	0.028	0.013	0.003		0.253
44171	HOME	0:3:0	1:2:0	3	89c	10m	PQ		0.015		0.005	0.001	tr	nd		0.012
44204	RBME	0:5:0	5:0:0	5	89c	10m	PQ		0.044		0.013	0.004	0.002	tr		0.031
50259	RBME	A	M	1	91b	10o	PQ	0.004	0.371		0.096	0.025	0.011	0.001	0.003	0.276
51803	RBME	I	M	1	91d	10j	PQ	tr	0.002		tr	tr	nd	nd	nd	tr
51981	RBME	0:4:0	4:0:0	4	91d	10j	PQ	tr	0.003		tr	tr	nd	nd	nd	0.002

Table 5: Continued

values in mg/kg wet weight

USOX #	Species	Age I:A:U	Sex F:M:U	N	Year	Mapref	Prov	PCB Congener 151	153	158	170/190	171	172	174	178	180
56479	RBME	2:0:0	2:0:0	2	92c	10o	PQ	nd	0.003		tr	tr	nd	nd	nd	0.001
55746	RBME	0:2:0	2:0:0	2	92u	10l	PQ	0.002	0.083		0.018	0.006	0.003	0.003	0.004	0.043
64514	RBME	1:2:0	1:2:0	3	93d	10p	LB	nd	0.006	nd	0.001	tr	nd	nd	nd	0.003
Eastern Arctic - Loons																
44245	COLO	0:2:0	1:1:0	2	89c	10m	PQ		0.133		0.023	0.013	0.003	0.005		0.056
51848	COLO	0:2:0	1:1:0	2	91c	10i	PQ	0.001	0.070		0.020	0.007	0.002	tr	0.004	0.042
50252	COLO	A	M	1	91c	10j	PQ	0.024	0.232		0.032	0.021	0.004	0.009	0.019	0.076
50192	COLO	0:3:0	2:1:0	3	91c	10o	PQ	0.008	0.086		0.017	0.010	0.002	0.006	0.007	0.041
51845	COLO	3:0:0	1:0:2	3	91d	10j	PQ	tr	0.002		tr	tr	nd	nd	nd	tr
56012	COLO a	0:5:0	4:1:0	5	92b	10l	PQ	0.007	0.083		0.012	0.007	0.001	0.003	0.005	0.028
56312	COLO	0:2:1	2:0:1	3	92d	10l	PQ	0.003	0.032		0.008	0.002	tr	tr	0.001	0.021
50195	RTLO	0:2:0	0:2:0	2	91b	10o	PQ	0.008	0.151		0.024	0.014	0.003	0.003	0.011	0.057
Western Arctic - Terrestrial Browsers																
63677	ROPT	0:3:0	2:1:0	3	93d	11d	NT	nd	nd	nd	nd	tr	nd	nd	nd	nd
63706	SPGR	0:4:0	3:1:0	4	93d	11d	NT	nd	nd	nd	nd	nd	nd	nd	nd	nd
68862	SPGR	0:5:0	1:4:0	5	94d	11a	YT	nd	nd	nd	nd	nd	nd	nd	nd	nd
63714	STGR	3:4:0	3:4:0	7	93d	11d	NT	nd	nd	nd	nd	nd	nd	nd	nd	nd
58359	WIPT	0:10:0	4:6:0	10	93a	11e	NT	nd	nd	nd	nd	tr	nd	nd	nd	nd
59731	WIPT	0:10:0	3:7:0	10	93b	11g	NT	nd	nd	nd	nd	nd	nd	nd	nd	nd
63687	WIPT	0:8:0	7:1:0	8	93d	11d	NT	nd	nd	nd	nd	nd	nd	nd	nd	nd
69569	WIPT	A	F	1	94d	11a	YT	nd	nd	nd	nd	nd	nd	nd	nd	nd
69885	WIPT	0:4:0	4:0:0	4	94d	11a	YT	nd	nd	nd	nd	tr	nd	nd	nd	nd
Western Arctic - Geese & Swans																
69024	BLBR	0:5:0	2:3:0	5	94b	11b	NT	nd	nd	nd	nd	nd	nd	nd	nd	nd
44791	CAGO	0:10:0	4:6:0	10	90b	11h	NT		tr		nd	nd	nd	nd		nd
62335	CAGO	3:7:0	8:2:0	10	93u	11d	NT	nd	nd	nd	nd	nd	nd	nd	nd	nd
65616	CAGO	0:4:0	0:4:0	4	94b	11a	YT	nd	nd	nd	nd	nd	nd	nd	nd	nd
65799	CAGO	A	F	1	94b	11a	YT	nd	nd	nd	nd	nd	nd	nd	nd	nd
43109	LSGO	0:4:0	2:2:0	4	89b	11b	NT		nd		nd	nd	nd	nd		nd
43110	LSGO	6:0:0	2:3:1	6	89b	11b	NT		nd		nd	nd	nd	nd		nd
66076	LSGO	0:10:0	5:5:0	10	94b	11b	NT	nd	nd	nd	nd	nd	nd	nd	nd	nd
69027	WHSW	0:6:0	3:3:0	6	94b	11b	NT	nd	nd	nd	nd	nd	nd	nd	nd	nd
Western Arctic - Dabbling Ducks																
58724	AGWT	0:8:0	3:5:0	8	93b	11e	NT	nd	0.001	nd	nd	nd	nd	nd	nd	tr
69171	AGWT	0:5:0	1:4:0	5	94b	11a	YT	nd	0.005	nd	0.001	nd	nd	nd	nd	0.002
58706	AMWI	0:5:0	2:3:0	5	93b	11e	NT	nd	nd	nd	nd	nd	nd	nd	nd	nd
65599	AMWI	0:5:0	3:2:0	5	94b	11a	YT	nd	nd	nd	nd	nd	nd	nd	nd	nd

Table 5: Continued

values in mg/kg wet weight

USOX #	Species	Age I:A:U	Sex F:M:U	N	Year	Mapref	Prov	PCB Congener 151	153	158	170/190	171	172	174	178	180
39916	MALL b	9:1:0	6:4:0	10	88d	11e	NT		tr							nd
58691	MALL	0:10:0	0:10:0	10	93b	11e	NT	nd	nd	nd	nd	nd	nd	nd	nd	nd
65611	MALL	0:5:0	3:2:0	5	94b	11a	YT	nd	tr	nd	nd	nd	nd	nd	nd	nd
45942	NOPI	0:5:0	0:5:0	5	90b	11a	YT		0.014		0.005	0.001	tr	tr		0.011
58699	NOPI	0:7:0	2:5:0	7	93b	11e	NT	nd	0.002	nd	nd	nd	nd	nd	nd	0.002
65605	NOPI	0:5:0	1:4:0	5	94b	11a	YT	nd	tr	nd	nd	nd	nd	nd	nd	nd
Western Arctic - Bay Ducks																
58700	CANV	A	M	1	93b	11e	NT	nd	0.006	nd	0.001	nd	nd	nd	nd	0.004
45882	LESC	0:8:0	0:8:0	8	90b	11a	YT		0.022		0.006	0.001	tr	nd		0.014
58730	LESC	0:5:0	1:4:0	5	93b	11e	NT	nd	0.010	tr	0.002	tr	nd	nd	nd	0.006
65793	LESC	A	F	1	94b	11a	YT	nd	0.007	nd	0.002	nd	nd	nd	nd	0.004
58731	RNDU	0:3:0	1:2:0	3	93b	11e	NT	nd	0.002	nd	nd	nd	nd	nd	nd	tr
Western Arctic - Sea Ducks																
65792	BAGO	A	M	1	94b	11a	YT	nd	0.004	nd	nd	nd	nd	nd	nd	tr
58712	BUFF	0:5:0	2:3:0	5	93b	11e	NT	nd	0.005	nd	0.001	nd	nd	nd	nd	0.003
69709	COGO	0:2:0	0:2:0	2	94b	11a	YT	nd	nd	nd	nd	nd	nd	nd	nd	nd
43111	KIEI	0:3:0	3:0:0	3	89b	11c	NT		0.001		nd	nd	nd	nd		tr
43112	KIEI	0:7:0	0:7:0	7	89b	11c	NT		0.002		nd	nd	nd	nd		tr
61645	OLDS	0:10:0	1:9:0	10	93b	11b	NT	nd	0.003	nd	nd	nd	nd	nd	nd	tr
59742	OLDS	0:10:0	5:5:0	10	93b	11g	NT	0.001	0.008	nd	nd	nd	nd	nd	nd	0.002
62171	OLDS	0:10:0	2:8:0	10	93c	11c	NT	tr	0.002	nd	tr	nd	nd	nd	nd	tr
63701	OLDS	A	M	1	93d	11d	NT	nd	0.007	nd	nd	tr	nd	nd	nd	0.002
66065	OLDS	0:9:0	5:4:0	9	94b	11b	NT	nd	0.005	nd	nd	nd	nd	nd	nd	0.001
45888	SUSC	0:5:0	1:4:0	5	90b	11a	YT		0.002		tr	tr	nd	nd		tr
63697	SUSC	1:7:0	3:5:0	8	93c	11d	NT	nd	0.034	tr	0.005	0.002	tr	nd	0.001	0.014
69183	SUSC	0:5:0	1:4:0	5	94b	11a	YT	0.002	0.026	nd	0.001	0.001	nd	nd	nd	0.003
46019	WWSC	0:7:0	1:6:0	7	90b	11a	YT		0.003		tr	nd	nd	nd		tr
63698	WWSC	0:2:0	2:0:0	2	93c	11d	NT	nd	nd	nd	nd	nd	nd	nd	nd	nd
69237	WWSC	0:5:0	1:4:0	5	94b	11a	YT	nd	0.003	nd	nd	nd	nd	nd	nd	tr
68856	WWSC	0:5:0	5:0:0	5	94d	11a	YT	nd	nd	nd	nd	nd	nd	nd	nd	nd
Western Arctic - Loons																
70302	COLO	I	M	1	94c	11f	NT	nd	0.001	nd	nd	nd	nd	nd	nd	nd
59744	PALO	A	M	1	93b	11g	NT	0.007	0.052	tr	0.012	0.004	0.001	nd	0.002	0.036
70301	RTLO	A	F	1	94b	11f	NT	0.009	0.072	0.002	0.016	0.006	0.001	tr	0.004	0.045
70613	RTLO	A	M	1	94c	11f	NT	0.004	0.204	0.005	0.044	0.016	0.006	nd	0.013	0.122
59743	YBLO	A	F	1	93b	11g	NT	0.004	0.027	nd	0.003	0.001	nd	nd	tr	0.011

Table 5: Continued

values in mg/kg wet weight

USOX #	Species	Age I:A:U	Sex F:M:U	N	Year	Mapref	Prov	PCB Congener 182/187	183	185	194	195	200	201	203	206
Newfoundland - Terrestrial Browsers																
57815	ROPT	0:8:0	3:5:0	8	92d	1d	NF	nd	nd	nd	nd	nd	nd	nd	nd	nd
57806	WIPT	0:3:0	1:2:0	3	92d	1d	NF	nd	nd	nd	nd	nd	nd	nd	nd	nd
Newfoundland - Geese & Swans																
57802	CAGO	A	F	1	92d	1c	NF	nd	nd	nd	nd	nd	nd	nd	nd	nd
56372	CAGO	A	F	1	92d	1f	NF	tr	nd	nd	nd	nd	nd	nd	nd	nd
Newfoundland - Dabbling Ducks																
57838	ABDU	A	F	1	92d	1b	NF	tr	nd	nd	tr	nd	nd	nd	nd	nd
57446	ABDU	0:3:0	2:1:0	3	92d	1c	NF	nd	nd	nd	nd	nd	nd	nd	nd	nd
57837	ABDU	A	F	1	92d	1c	NF	nd	nd	nd	tr	nd	nd	nd	nd	nd
55992	ABDU	0:3:0	3:0:0	3	92d	1g	NF	tr	nd	nd	nd	nd	nd	nd	nd	nd
57505	ABDU	0:2:0	1:1:0	2	92d	1g	NF	nd	nd	nd	nd	nd	nd	nd	nd	nd
55996	ABDU	0:3:0	2:1:0	3	92d	1h	NF	tr	nd	nd	nd	nd	nd	nd	nd	nd
55999	ABDU	0:2:0	1:1:0	2	92d	1h	NF	nd	nd	nd	nd	nd	nd	nd	nd	nd
56379	ABDU	A	F	1	92d	1j	NF	tr	nd	nd	nd	nd	nd	nd	nd	nd
57324	AGWT	A	F	1	92d	1c	NF	nd	nd	nd	nd	nd	nd	nd	nd	nd
58093	AGWT	A	M	1	92d	1f	NF	0.002	tr	nd	tr	nd	nd	tr	tr	nd
56390	AGWT	3:1:0	4:0:0	4	92d	1g	NF	nd	nd	nd	nd	nd	nd	nd	nd	nd
57462	AGWT	1:3:0	1:3:0	4	92d	1g	NF	nd	nd	nd	nd	nd	nd	nd	nd	nd
55977	AGWT	1:1:0	1:1:0	2	92d	1h	NF	nd	nd	nd	nd	nd	nd	nd	nd	nd
56374	AGWT	I	M	1	92d	1h	NF	nd	nd	nd	nd	nd	nd	nd	nd	nd
55978	AGWT	2:0:0	0:2:0	2	92d	1i	NF	nd	nd	nd	nd	nd	nd	nd	nd	nd
Newfoundland - Bay Ducks																
56383	RNDU	A	M	1	92d	1j	NF	nd	nd	nd	nd	nd	nd	nd	nd	nd
56391	RNDU	1:1:0	2:0:0	2	92d	1j	NF	tr	nd	nd	nd	nd	nd	nd	nd	nd
Newfoundland - Sea Ducks																
48006	COEI	A	M	1	90a	1i	NF	0.002	tr	nd	tr	tr	nd	tr	tr	tr
57288	COEI	0:6:0	3:3:0	6	92b	1f	NF	tr	tr	nd	tr	tr	nd	tr	tr	tr
57848	COEI	0:6:0	2:4:0	6	92d	1e	NF	nd	nd	nd	nd	nd	nd	nd	nd	nd
58094	COEI	A	F	1	92d	1f	NF	0.001	nd	nd	nd	nd	nd	nd	nd	nd
57302	COEI	5:3:0	2:6:0	8	92d	1h	NF	tr	tr	nd	nd	nd	nd	tr	tr	nd
57839	COEI	0:2:0	2:0:0	2	92d	1j	NF	0.001	tr	nd	nd	nd	tr	0.002	nd	nd
58088	COEI	0:4:0	2:2:0	4	93a	1i	NF	0.004	0.001	nd	0.002	nd	nd	tr	tr	nd
56382	COGO	A	F	1	92d	1j	NF	tr	nd	nd	nd	nd	nd	nd	nd	nd
57825	OLDS	0:5:0	2:3:0	5	92d	1e	NF	0.001	tr	nd	nd	nd	nd	tr	nd	nd
57506	OLDS	0:2:0	1:1:0	2	92d	1h	NF	tr	tr	nd	nd	nd	nd	tr	nd	nd

Table 5: Continued

values in mg/kg wet weight

USOX #	Species	Age I:A:U	Sex F:M:U	N	Year	Mapref	Prov	PCB Congener 182/187	183	185	194	195	200	201	203	206
58091	OLDS	A	M	1	92d	1h	NF	0.015	0.004	nd	0.003	0.002	tr	0.004	0.003	0.001
58092	OLDS	0:2:0	2:0:0	2	93a	1h	NF	0.002	0.001	nd	tr	nd	nd	tr	tr	nd
Newfoundland - Mergansers																
56385	COME	A	M	1	92d	1a	NF	0.001	tr	nd	tr	tr	nd	tr	tr	tr
57272	COME	I	M	1	92d	1f	NF	0.004	0.002	nd	tr	tr	tr	0.001	0.001	tr
56373	COME	A	M	1	92d	1j	NF	0.002	tr	nd	tr	tr	nd	0.001	tr	0.002
56389	HOME	A	F	1	92d	1a	NF	tr	tr	nd	tr	tr	nd	tr	tr	tr
56392	RBME	1:2:0	3:0:0	3	92d	1a	NF	0.002	tr	nd	tr	tr	nd	tr	tr	tr
57818	RBME	0:2:0	2:0:0	2	92d	1a	NF	0.002	tr	nd	tr	nd	nd	tr	tr	nd
56013	RBME	A	M	1	92d	1e	NF	tr	tr	nd	tr	nd	nd	tr	tr	nd
57281	RBME	0:8:0	5:3:0	8	92d	1f	NF	0.004	0.001	nd	tr	tr	tr	0.001	tr	tr
56384	RBME	A	F	1	92d	1j	NF	0.001	tr	nd	tr	tr	nd	tr	tr	tr
Labrador - Geese & Swans																
64557	CAGO	1:4:0	2:3:0	5	93c	2b	LB	nd	nd	nd	nd	nd	nd	nd	nd	nd
64558	CAGO	0:3:0	1:2:0	3	93d	2a	LB	tr	nd	nd	nd	nd	nd	nd	nd	nd
64559	CAGO	0:2:0	2:0:0	2	93d	2a	LB	nd	nd	nd	nd	nd	nd	nd	nd	nd
63792	CAGO	1:3:0	3:1:0	4	93d	2c	LB	nd	nd	nd	nd	nd	nd	nd	nd	nd
Labrador - Dabbling Ducks																
57110	ABDU	0:6:0	0:6:0	6	92d	2d	LB	tr	nd	nd	tr	nd	nd	tr	nd	nd
64560	ABDU	0:3:0	2:1:0	3	93c	2a	LB	nd	nd	nd	nd	nd	nd	nd	nd	nd
62991	ABDU	A	M	1	93c	2b	LB	nd	nd	nd	nd	nd	nd	nd	nd	nd
64561	ABDU	2:0:0	2:0:0	2	93d	2a	LB	nd	nd	nd	nd	nd	nd	nd	nd	nd
47991	AGWT	2:2:0	2:2:0	4	90d	2c	LB	tr	tr	nd	tr	tr	nd	tr	tr	tr
57103	AGWT	1:2:0	2:1:0	3	92d	2d	LB	nd	nd	nd	nd	nd	nd	nd	nd	nd
63021	MALL	A	F	1	93d	2a	LB	nd	nd	nd	nd	nd	nd	nd	nd	nd
Labrador - Sea Ducks																
63022	BLSC	I	F	1	93d	2a	LB	nd	nd	nd	nd	nd	nd	nd	nd	nd
64744	BLSC	2:0:0	2:0:0	2	93d	2a	LB	nd	nd	nd	nd	nd	nd	nd	nd	nd
57091	COEI	0:8:0	4:4:0	8	92d	2d	LB	nd	nd	nd	nd	nd	nd	nd	nd	nd
64602	COGO	1:1:0	1:1:0	2	93c	2a	LB	tr	nd	nd	nd	nd	nd	tr	tr	nd
64603	COGO	2:0:0	2:0:0	2	93d	2a	LB	tr	nd	nd	nd	nd	nd	nd	nd	nd
63020	SUSC	A	M	1	93d	2a	LB	0.032	0.011	nd	0.006	0.004	0.002	0.011	0.006	0.007
63787	SUSC	I	M	1	93d	2c	LB	nd	nd	nd	nd	nd	nd	nd	nd	nd

Table 5: Continued

values in mg/kg wet weight

USOX #	Species		Age I:A:U	Sex F:M:U	N	Year	Mapref	Prov	PCB Congener 182/187	183	185	194	195	200	201	203	206
Labrador - Mergansers																	
57099	COME		5:2:0	3:4:0	7	92d	2d	LB	0.003	0.002	nd	tr	tr	tr	0.002	0.001	tr
63019	COME		I	F	1	93d	2a	LB	0.006	0.002	nd	0.001	tr	tr	0.002	0.001	tr
64604	COME		5:0:0	3:2:0	5	93d	2b	LB	0.002	tr	nd	tr	nd	nd	0.001	tr	tr
47992	HOME		A	M	1	90d	2c	LB	0.037	0.021	tr	0.012	0.005	0.003	0.022	0.017	0.005
64606	RBME		3:0:0	1:2:0	3	93c	2b	LB	0.001	tr	nd	nd	nd	nd	nd	tr	nd
64605	RBME		5:0:0	5:0:0	5	93d	2b	LB	tr	nd	nd	nd	nd	nd	nd	nd	nd
63785	RBME		2:1:0	1:2:0	3	93d	2c	LB	0.001	nd	nd	nd	nd	nd	nd	nd	nd
63786	RBME		A	F	1	93d	2c	LB	0.001	nd	nd	nd	nd	nd	nd	nd	nd
Maritimes - Insectivores																	
57434	AMWO		0:8:0	6:2:0	8	92u	3h	NS	tr	tr	nd	nd	nd	nd	tr	tr	tr
57242	COSN		9:0:1	4:5:1	10	92d	3k	NB	tr	nd	nd	tr	nd	nd	tr	nd	tr
Maritimes - Geese & Swans																	
43102	CAGO		2:2:0	2:1:1	4	89d	3c	NB	nd	nd		nd	nd		nd	nd	nd
42710	CAGO		10:0:0	1:2:7	10	89d	3d	PE	nd	nd		nd	nd		nd	nd	nd
Maritimes - Dabbling Ducks																	
40098	ABDU	b	2:3:0	3:2:0	5	88d	3a	NB									
40023	ABDU	b	5:0:0	3:2:0	5	88d	3c	NB									
40256	ABDU	b	4:1:0	1:4:0	5	88d	3d	PE	tr			nd					
40266	ABDU	b	3:0:0	1:2:0	3	88d	3e	NS	nd			nd					
40262	ABDU	b	5:0:0	1:4:0	5	88d	3l	NS	0.003			tr					
40088	ABDU	b	4:1:0	4:1:0	5	88d	3k	NB									
56462	ABDU		6:4:0	5:5:0	10	92c	3l	NB	tr	nd	nd	nd	nd	nd	tr	nd	nd
56608	ABDU		0:10:0	5:5:0	10	92d	3b	NB	0.001	tr	nd	tr	tr	nd	tr	tr	tr
56579	ABDU		0:10:0	5:5:0	10	92d	3d	PE	tr	nd	nd	nd	nd	nd	nd	nd	nd
59552	ABDU		0:5:0	0:5:0	5	92d	3g	NS	nd	nd	nd	nd	nd	nd	nd	nd	nd
57410	ABDU		A	F	1	92u	3h	NS	nd	nd	nd	nd	nd	nd	nd	nd	nd
59546	ABDU		0:5:0	2:3:0	5	93a	3f	NS	0.001	nd	nd	nd	nd	nd	nd	nd	nd
57347	AGWT		A	F	1	92c	3l	NB	tr	nd	nd	tr	nd	nd	tr	tr	tr
57425	AGWT		0:7:0	3:4:0	7	92d	3d	PE	tr	tr	nd	tr	nd	nd	tr	tr	tr
58503	AGWT		1:3:0	1:3:0	4	92d	3d	PE	0.001	tr	nd	0.001	tr	nd	0.001	0.001	0.002
55966	AGWT		1:2:0	3:0:0	3	92d	3l	NB	tr	nd	nd	nd	nd	nd	nd	nd	nd
57193	AGWT		3:2:0	2:3:0	5	92d	3l	NB	tr	nd	nd	nd	nd	nd	nd	nd	nd
55885	BWTE		3:3:0	4:2:0	6	92c	3l	NB	tr	tr	nd	tr	nd	nd	tr	tr	tr
57480	MALL		0:7:0	3:4:0	7	92c	3l	NB	tr	nd	nd	nd	nd	nd	nd	nd	nd
69424	MALL		0:5:0	0:5:0	5	93a	3i	NS	nd	nd	nd	nd	nd	nd	nd	nd	nd
55942	WODU		6:3:0	2:7:0	9	92c	3l	NB	tr	nd	nd	nd	nd	nd	nd	nd	nd

Table 5: Continued

values in mg/kg wet weight

USOX #	Species	Age I:A:U	Sex F:M:U	N	Year	Mapref	Prov	PCB Congener 182/187	183	185	194	195	200	201	203	206
57504	WODU	0:2:0	0:2:0	2	92c	3l	NB	nd	nd	nd	nd	nd	nd	tr	nd	tr
Maritimes - Bay Ducks																
57069	GRSC	1:4:0	4:1:0	5	92d	3k	NB	0.001	tr	nd	tr	tr	nd	tr	tr	tr
57461	GRSC	0:4:0	2:2:0	4	92d	3k	NB	0.001	tr	nd	tr	tr	nd	tr	tr	tr
57435	RNDU	0:4:0	1:3:0	4	92d	3j	NB	nd	nd	nd	nd	nd	nd	nd	nd	nd
56482	RNDU	0:8:0	6:2:0	8	92d	3k	NB	tr	nd	nd	nd	nd	nd	tr	nd	nd
57344	RNDU	A	F	1	92d	3l	NB	nd	nd	nd	nd	nd	nd	nd	nd	nd
Maritimes - Sea Ducks																
55430	BLSC	0:5:0	1:4:0	5	92b	3b	NB	0.003	0.001	nd	tr	0.001	tr	tr	tr	0.002
55674	COEI	0:6:0	4:2:0	6	92b	3b	NB	0.004	0.002	nd	tr	nd	tr	tr	tr	tr
69427	COEI	0:2:0	2:0:0	2	92d	3f	NS	nd	nd	nd	nd	nd	nd	nd	nd	nd
57433	COEI	0:8:0	5:3:0	8	92d	3h	NS	0.002	tr	nd	tr	tr	tr	tr	tr	tr
56308	COEI	0:10:0	5:5:0	10	92d	3k	NB	0.002	tr	nd	tr	tr	tr	tr	tr	tr
69432	COEI	0:5:0	1:4:0	5	93b	3j	NB	0.008	0.003	nd	0.001	nd	nd	0.002	0.001	0.001
43088	COGO	I	F	1	89d	3k	NB	tr	nd		nd	nd		nd	nd	nd
43299	COGO	4:0:0	1:3:0	4	89d	3k	NB	tr	nd		tr	nd		nd	nd	nd
56538	COGO	A	F	1	92d	3k	NB	tr	tr	nd	nd	tr	nd	tr	tr	tr
55907	COGO	1:2:0	2:1:0	3	92d	3l	NB	tr	tr	nd	nd	nd	nd	tr	nd	nd
57503	COGO	0:4:0	1:3:0	4	92d	3l	NB	0.001	tr	nd	tr	nd	nd	tr	tr	tr
59557	COGO	0:4:0	1:3:0	4	93a	3g	NS	0.001	nd	nd	nd	nd	nd	nd	nd	nd
57411	OLDS	A	M	1	92d	3f	NS	0.002	tr	nd	nd	nd	nd	nd	nd	nd
55435	SUSC	0:4:0	0:4:0	4	92b	3b	NB	0.005	0.002	nd	tr	0.001	tr	0.001	0.001	0.001
57241	SUSC	7:1:0	4:4:0	8	92d	3k	NB	0.002	tr	nd	tr	tr	tr	tr	tr	tr
Maritimes - Mergansers																
43421	COME	3:0:0	1:2:0	3	89d	3a	NB	0.009	0.003		0.003	tr		0.003	0.002	nd
43420	COME	2:2:0	3:1:0	4	89d	3c	NB	0.016	0.007		0.006	0.004		0.010	0.007	nd
43419	COME	2:0:0	1:1:0	2	89d	3f	NS	0.007	0.002		0.002	tr		0.002	0.002	nd
43424	HOME	2:0:0	1:0:1	2	89d	3c	NB	0.011	0.006		nd	nd		0.001	tr	nd
43423	RBME	1:1:0	0:2:0	2	89d	3a	NB	0.022	0.007		0.006	0.002		0.010	0.006	nd
43422	RBME	3:0:0	1:2:0	3	89d	3c	NB	0.008	0.003		nd	tr		tr	tr	nd
St. Lawrence - Insectivores																
51586	AMWO	1:7:0	5:3:0	8	91d	4a	PQ	tr	tr	nd	tr	tr	nd	tr	tr	tr
51763	AMWO	0:2:0	2:0:0	2	91d	4a	PQ	0.002	tr	nd	tr	nd	nd	tr	tr	0.001
51773	AMWO	0:3:0	2:0:1	3	91d	4a	PQ	0.003	tr	nd	tr	nd	nd	tr	tr	0.001
52116	AMWO	0:2:0	0:2:0	2	91d	4c	PQ	0.002	tr	nd	tr	tr	nd	tr	tr	tr
51585	AMWO	2:0:0	2:0:0	2	91d	4d	PQ	tr	tr	nd	tr	tr	nd	tr	tr	tr

Table 5: Continued

values in mg/kg wet weight

USOX #	Species		Age I:A:U	Sex F:M:U	N	Year	Mapref	Prov	PCB Congener 182/187	183	185	194	195	200	201	203	206
52078	AMWO		0:2:0	0:2:0	2	91d	4d	PQ	tr	nd	nd	nd	nd	nd	tr	tr	tr
52126	AMWO		2:2:0	2:2:0	4	91d	4f	PQ	tr	nd	nd	nd	nd	nd	tr	nd	tr
52071	COSN		2:1:0	2:1:0	3	91d	4f	PQ	tr	nd	nd	nd	nd	nd	tr	nd	nd
St. Lawrence - Geese & Swans																	
51686	CAGO		0:10:0	6:4:0	10	91d	4e	PQ	nd	nd	nd	nd	nd	nd	nd	nd	nd
42686	GSGO		7:3:0	9:0:1	10	89d	4d	PQ	nd	nd		nd	nd		nd	nd	nd
56074	GSGO		A	M	1	91b	4d	PQ	tr	tr	nd	tr	nd	nd	tr	tr	tr
51398	GSGO		3:2:0	1:4:0	5	91d	4d	PQ	tr	tr	nd	tr	tr	nd	tr	tr	tr
52099	GSGO		0:7:0	3:4:0	7	91d	4d	PQ	tr	nd	nd	nd	nd	nd	tr	nd	nd
56078	GSGO		0:3:0	2:1:0	3	91d	4d	PQ	nd	nd	nd	nd	nd	nd	nd	nd	nd
St. Lawrence - Dabbling Ducks																	
38580	ABDU		2:7:0	2:7:0	9	88a	4f	PQ	0.004	0.001	nd	tr	nd	nd	0.009	tr	nd
40201	ABDU	b	I	F	1	88d	4b	PQ	0.004			0.002					
40874	ABDU	b	7:0:0	4:3:0	7	88d	4e	PQ	nd			nd					
40875	ABDU	b	0:3:0	1:2:0	3	88d	4e	PQ	0.003			0.001					
40226	ABDU	b	10:0:0	3:7:0	10	88d	4g	PQ	nd			nd					
47247	ABDU		0:4:0	2:2:0	4	90d	4d	PQ	tr	nd	nd	nd	nd	nd	nd	nd	nd
46522	ABDU		0:10:0	6:4:0	10	90d	4f	PQ	tr	nd		nd	nd		nd	nd	nd
51986	ABDU		0:4:0	3:1:0	4	91d	4a	PQ	tr	nd	nd	nd	nd	nd	tr	nd	nd
52016	ABDU		4:8:0	5:7:0	12	91d	4b	PQ	tr	nd	nd	tr	nd	nd	tr	nd	nd
51747	ABDU		0:7:0	7:0:0	7	91d	4d	PQ	tr	tr	nd	tr	nd	nd	tr	tr	nd
51977	ABDU		0:3:0	1:2:0	3	91d	4d	PQ	0.002	tr	nd	tr	tr	tr	tr	tr	tr
52003	ABDU		1:3:0	2:2:0	4	91d	4d	PQ	0.002	tr	nd	tr	tr	tr	tr	tr	tr
52043	ABDU		0:12:0	6:6:0	12	91d	4d	PQ	tr	tr	nd	tr	tr	nd	tr	tr	tr
52072	ABDU		A	F	1	91d	4d	PQ	tr	tr	nd	tr	nd	nd	tr	tr	nd
52075	ABDU		0:2:0	0:2:0	2	91d	4f	PQ	tr	nd	nd	nd	nd	nd	tr	tr	nd
52158	AGWT		7:3:0	6:4:0	10	91d	4b	PQ	tr	nd	nd	nd	nd	nd	nd	nd	nd
50490	AGWT		7:3:0	5:5:0	10	91d	4f	PQ	tr	nd	nd	nd	nd	nd	tr	nd	tr
52132	AMWI		2:3:0	4:1:0	5	91d	4b	PQ	tr	nd	nd	tr	nd	nd	tr	nd	nd
52160	GADW		2:0:0	2:0:0	2	91d	4b	PQ	nd	nd	nd	nd	nd	nd	tr	nd	nd
52118	GADW		I	M	1	91u	4a	PQ	tr	tr	nd	tr	tr	nd	tr	tr	nd
40227	MALL	b	5:2:0	4:3:0	7	88c	4b	PQ	0.001			tr					
46544	MALL		0:10:0	4:6:0	10	90d	4a	PQ	nd	nd		nd	nd		nd	nd	nd
47238	MALL		2:8:0	5:5:0	10	90d	4a	PQ	0.001	tr	nd	tr	tr	nd	tr	tr	tr
51992	MALL		2:3:0	4:1:0	5	91d	4a	PQ	tr	tr	nd	tr	nd	nd	tr	nd	nd
51998	MALL		0:5:0	2:3:0	5	91d	4a	PQ	tr	nd	nd	tr	nd	nd	tr	nd	nd
52030	MALL		0:13:0	7:6:0	13	91d	4b	PQ	tr	tr	nd	tr	nd	nd	tr	nd	nd
52117	NOPI		A	F	1	91d	4a	PQ	tr	tr	nd	tr	tr	nd	tr	tr	tr
52055	NOPI		A	F	1	91d	4b	PQ	0.001	tr	nd	tr	tr	nd	tr	tr	tr
51714	WODU		0:2:0	0:2:0	2	91d	4a	PQ	tr	nd	nd	nd	nd	nd	tr	nd	nd
52113	WODU		A	F	1	91d	4a	PQ	tr	nd	nd	nd	nd	nd	nd	nd	nd

Table 5: Continued

values in mg/kg wet weight

USOX #	Species	Age I:A:U	Sex F:M:U	N	Year	Mapref	Prov	PCB Congener 182/187	183	185	194	195	200	201	203	206
St. Lawrence - Bay Ducks																
43601	GRSC	1:3:0	2:2:0	4	89d	4b	PQ	0.004	0.002		tr	tr		0.002	0.001	0.002
47265	GRSC	0:0:4	1:3:0	4	90d	4a	PQ	0.016	0.009	nd	0.005	0.002	0.001	0.009	0.006	0.003
51878	GRSC	1:2:0	2:1:0	3	91d	4d	PQ	0.002	tr	nd	tr	tr	tr	tr	tr	tr
51953	GRSC	A	M	1	91d	4d	PQ	0.002	tr	nd	tr	tr	tr	tr	tr	tr
43600	LESC	1:4:0	3:2:0	5	89d	4a	PQ	0.002	tr		tr	tr		0.002	0.001	0.001
43621	LESC	0:4:0	2:2:0	4	89d	4b	PQ	tr	tr		tr	nd		tr	tr	nd
51898	LESC	12:3:0	3:12:0	15	91d	4b	PQ	0.004	0.002	nd	0.001	0.001	tr	0.003	0.002	0.002
51884	LESC	4:1:0	2:3:0	5	91d	4d	PQ	0.010	0.005	nd	0.002	0.002	tr	0.003	0.003	0.002
51952	LESC	2:9:0	6:5:0	11	91d	4d	PQ	0.003	0.001	nd	tr	0.001	tr	0.002	0.001	0.002
51954	RNDU	I	F	1	91d	4a	PQ	0.001	tr	nd	tr	tr	tr	tr	tr	tr
51892	RNDU	1:6:0	3:4:0	7	91d	4b	PQ	tr	tr	nd	tr	tr	nd	tr	tr	tr
St. Lawrence - Sea Ducks																
38585	BAGO	0:0:4	2:2:0	4	88a	4f	PQ	0.004	0.002	nd	tr	tr	nd	0.002	0.001	tr
52061	BAGO	1:1:0	1:1:0	2	91d	4f	PQ	0.006	0.003	nd	0.001	tr	tr	0.002	0.001	tr
51972	BLSC	A	M	1	91d	4a	PQ	0.004	0.002	nd	0.003	0.002	tr	0.005	0.005	0.013
51855	BLSC	0:6:0	2:4:0	6	91d	4b	PQ	0.002	tr	nd	tr	tr	tr	tr	tr	0.001
52119	BUFF	A	F	1	91d	4a	PQ	tr	nd	nd	nd	nd	nd	nd	nd	nd
52120	BUFF	A	F	1	91d	4a	PQ	tr	nd	nd	nd	nd	nd	nd	tr	nd
52141	BUFF	3:5:0	4:4:0	8	91d	4b	PQ	0.003	0.002	nd	0.002	tr	tr	0.001	0.001	0.001
43602	COEI	3:7:0	4:4:2	10	90a	4g	PQ	0.001	tr		tr	tr		tr	tr	tr
46533	COEI	0:4:6	7:3:0	10	90d	4f	PQ	tr	tr		nd	nd		tr	tr	nd
51884	COEI	0:4:0	4:0:0	4	91d	4d	PQ	0.004	0.002	nd	tr	tr	tr	tr	tr	tr
38591	COGO	0:0:5	1:4:0	5	88a	4f	PQ	0.018	0.008	nd	0.004	0.001	0.001	0.007	0.005	0.001
43598	COGO	5:5:0	3:7:0	10	89d	4d	PQ	0.002	tr		tr	tr		tr	tr	tr
51940	COGO	2:2:0	2:2:0	4	91d	4a	PQ	0.005	0.002	nd	0.001	tr	tr	0.002	0.001	tr
52058	COGO	0:2:0	0:2:0	2	91d	4f	PQ	0.002	0.001	nd	tr	tr	tr	tr	tr	tr
57020	COGO	2:9:0	6:5:0	11	92d	4b	PQ	0.002	tr	nd	tr	tr	tr	tr	tr	tr
38602	OLDS	0:10:0	1:9:0	10	88a	4f	PQ	0.031	0.014	nd	0.008	0.002	0.002	0.010	0.008	0.002
52062	OLDS	A	F	1	91d	4f	PQ	tr	tr	nd	tr	nd	nd	tr	tr	nd
51958	SUSC	2:0:0	2:0:0	2	91d	4a	PQ	tr	nd	nd	nd	nd	nd	nd	nd	nd
51859	SUSC	1:1:0	1:1:0	2	91d	4b	PQ	tr	tr	nd	tr	nd	nd	tr	nd	nd
51874	SUSC	2:0:0	2:0:0	2	91d	4d	PQ	tr	tr	nd	tr	nd	nd	tr	tr	nd
51909	SUSC	I	M	1	91d	4d	PQ	0.001	tr	nd	tr	tr	tr	tr	tr	tr
51911	SUSC	A	M	1	91d	4d	PQ	0.005	0.002	nd	0.001	0.001	tr	0.002	0.002	0.002
52066	SUSC	0:3:0	3:0:0	3	91d	4f	PQ	0.006	0.002	nd	0.001	0.001	tr	0.003	0.002	0.001
51970	WWSC	A	M	1	91d	4a	PQ	0.026	0.009	nd	0.003	0.002	0.004	0.006	0.003	0.001
51871	WWSC	0:7:0	4:3:0	7	91d	4b	PQ	tr	tr	nd	tr	nd	nd	nd	tr	tr

Table 5: Continued

values in mg/kg wet weight

USOX #	Species	Age I:A:U	Sex F:M:U	N	Year	Mapref	Prov	PCB Congener 182/187	183	185	194	195	200	201	203	206
St. Lawrence - Mergansers																
43599	COME	2:0:0	0:2:0	2	89d	4a	PQ	0.007	0.004		0.002	tr		0.005	0.003	tr
52050	COME	0:5:0	3:2:0	5	91d	4a	PQ	0.045	0.030	nd	0.013	0.007	0.002	0.019	0.018	0.007
52086	COME	1:2:0	2:1:0	3	91d	4a	PQ	0.005	0.003	nd	0.002	0.001	tr	0.003	0.002	0.001
52112	COME	2:0:0	1:1:0	2	91d	4b	PQ	0.007	0.003	nd	0.002	tr	tr	0.003	0.002	tr
52082	HOME	3:0:0	3:0:0	3	91d	4a	PQ	0.006	0.002	nd	0.001	tr	tr	0.003	0.001	tr
52044	HOME	I	M	1	91d	4b	PQ	0.001	tr	nd	tr	tr	tr	tr	tr	tr
52102	RBME	2:0:0	0:2:0	2	91d	4a	PQ	0.002	0.001	nd	tr	tr	tr	tr	tr	tr
52109	RBME	4:2:0	3:3:0	6	91d	4b	PQ	0.011	0.005	nd	0.002	0.001	tr	0.004	0.003	0.002
52067	RBME	A	F	1	91d	4f	PQ	0.001	tr	nd	tr	tr	tr	tr	tr	tr
Central Quebec - Terrestrial Browsers																
52430	SPGR	0:4:0	3:1:0	4	91d	5c	PQ	nd	nd	nd	nd	nd	nd	nd	nd	nd
Central Quebec - Geese & Swans																
53382	ATBR	9:0:0	3:6:0	9	91d	5c	PQ	nd	nd	nd	nd	nd	nd	nd	nd	nd
53383	ATBR	0:6:0	0:6:0	6	91d	5c	PQ	nd	nd	nd	tr	nd	nd	nd	nd	nd
53384	ATBR	0:5:0	5:0:0	5	91d	5c	PQ	nd	nd	nd	nd	nd	nd	nd	nd	nd
48688	CAGO	0:5:0	2:3:0	5	90c	5c	PQ	tr	tr	nd	tr	nd	nd	tr	tr	tr
48698	CAGO	0:8:0	2:6:0	8	90c	5c	PQ	tr	nd	nd	tr	nd	nd	tr	tr	nd
48704	CAGO	0:5:0	2:3:0	5	90c	5c	PQ	nd	nd	nd	nd	nd	nd	nd	nd	nd
52215	CAGO	3:0:0	1:2:0	3	91b	5c	PQ	nd	nd	nd	nd	nd	nd	nd	nd	nd
52227	CAGO	2:3:0	0:5:0	5	91d	5c	PQ	nd	nd	nd	nd	nd	nd	nd	nd	nd
52395	CAGO	2:5:0	7:0:0	7	91d	5c	PQ	nd	nd	nd	0.001	nd	nd	nd	nd	nd
52814	LSGO	0:5:0	0:5:0	5	91d	5c	PQ	nd	nd	nd	nd	nd	nd	nd	nd	nd
52815	LSGO	0:12:0	12:0:0	12	91d	5c	PQ	nd	nd	nd	0.001	nd	nd	nd	nd	nd
52816	LSGO	10:0:0	4:6:0	10	91d	5c	PQ	nd	nd	nd	nd	nd	nd	nd	nd	nd
Central Quebec - Dabbling Ducks																
48682	ABDU	0:6:0	5:1:0	6	90c	5c	PQ	tr	tr	nd	tr	nd	nd	tr	tr	tr
48732	ABDU	0:10:0	6:4:0	10	90c	5c	PQ	0.004	0.002	nd	0.002	0.001	tr	0.003	0.002	0.002
52194	ABDU	A	M	1	91b	5c	PQ	0.013	0.005	nd	0.002	tr	0.001	0.004	0.002	0.001
52236	ABDU	3:5:0	4:4:0	8	91d	5c	PQ	nd	nd	nd	nd	nd	nd	nd	nd	nd
52416	AGWT	2:3:1	3:2:1	6	91d	5c	PQ	nd	nd	nd	nd	nd	nd	nd	nd	nd
52437	AMWI	3:3:0	0:6:0	6	91d	5c	PQ	nd	nd	nd	nd	nd	nd	nd	nd	nd
52198	MALL	0:3:0	0:3:0	3	91b	5c	PQ	tr	nd	nd	nd	nd	nd	nd	nd	nd
50515	MALL	7:3:0	4:6:0	10	91c	5a	PQ	tr	nd	nd	tr	nd	nd	tr	nd	nd
52447	MALL	0:8:0	8:0:0	8	91d	5c	PQ	0.003	tr	nd	0.002	tr	nd	0.002	0.001	0.001
52479	MALL	3:4:0	0:7:0	7	91d	5c	PQ	nd	nd	nd	nd	nd	nd	nd	nd	nd
52208	NOPI	0:3:0	2:1:0	3	91b	5c	PQ	tr	nd	nd	nd	nd	nd	nd	nd	nd

Table 5: Continued

values in mg/kg wet weight

USOX #	Species	Age I:A:U	Sex F:M:U	N	Year	Mapref	Prov	PCB Congener 182/187	183	185	194	195	200	201	203	206
52480	NOPI	0:2:0	2:0:0	2	91d	5c	PQ	nd	nd	nd	nd	nd	nd	nd	nd	nd
52506	NOPI	5:0:0	0:5:0	5	91d	5c	PQ	nd	nd	nd	nd	nd	nd	nd	nd	nd
52507	NOPI	9:0:0	9:0:0	9	91d	5c	PQ	nd	nd	nd	nd	nd	nd	nd	nd	nd
52508	NOPI	0:9:0	0:9:0	9	91d	5c	PQ	tr	nd	nd	tr	nd	nd	tr	tr	0.001
52396	WODU	A	M	1	91d	5c	PQ	nd	nd	nd	nd	nd	nd	nd	nd	nd
Central Quebec - Bay Ducks																
52226	GRSC	A	F	1	91b	5c	PQ	0.025	0.010	nd	0.004	0.003	0.002	0.007	0.005	0.003
47223	LESC	2:9:0	7:4:0	11	90d	5b	PQ	0.002	tr	nd	0.001	nd	tr	0.002	0.001	0.002
52225	LESC	1:4:0	3:2:0	5	91b	5c	PQ	0.020	0.009	nd	0.005	0.005	0.002	0.011	0.008	0.006
52399	REDH	I	M	1	91d	5c	PQ	nd	nd	nd	nd	nd	nd	nd	nd	nd
51719	RNDU	0:4:0	4:0:0	4	91d	5a	PQ	nd	nd	nd	nd	nd	nd	nd	nd	nd
Central Quebec - Sea Ducks																
52242	BLSC	1:4:0	1:4:0	5	91d	5c	PQ	0.002	tr	nd	tr	0.001	nd	0.002	0.001	0.003
52398	COEI	I	M	1	91d	5c	PQ	nd	nd	nd	nd	nd	nd	nd	nd	nd
48725	COGO	0:6:0	4:2:0	6	90c	5c	PQ	0.005	0.003	nd	0.002	tr	tr	0.003	0.002	nd
42905	OLDS	2:8:0	2:8:0	10	89b	5b	PQ	0.024	0.013		0.008	0.003	0.002	0.009	0.010	0.006
52219	OLDS	2:1:0	2:1:0	3	91b	5c	PQ	0.011	0.003	nd	0.001	tr	tr	0.002	0.002	0.002
Central Quebec - Mergansers																
48675	COME	0:8:0	6:2:0	8	90c	5c	PQ	0.027	0.014	nd	0.012	0.006	0.002	0.030	0.020	0.035
48689	COME	0:5:0	2:3:0	5	90c	5c	PQ	0.089	0.053	tr	0.033	0.013	0.007	0.055	0.038	0.020
48716	COME	0:10:0	9:1:0	10	90c	5c	PQ	0.050	0.029	nd	0.019	0.008	0.005	0.031	0.021	0.012
52204	COME	0:5:0	2:3:0	5	91b	5c	PQ	0.128	0.065	nd	0.040	0.019	0.009	0.054	0.043	0.013
52425	COME	3:1:0	1:3:0	4	91d	5c	PQ	0.027	0.016	nd	0.012	0.005	0.002	0.015	0.012	0.004
48666	HOME	0:6:0	3:3:0	6	90c	5c	PQ	0.006	0.006	nd	0.009	0.002	tr	0.005	0.007	0.014
49047	HOME	6:4:0	2:8:0	10	90c	5c	PQ	0.008	0.004	nd	0.003	0.001	tr	0.005	0.003	0.003
52397	HOME	I	M	1	91d	5c	PQ	tr	nd	nd	nd	nd	nd	nd	nd	nd
52211	RBME	0:2:0	0:2:0	2	91b	5c	PQ	0.074	0.039	tr	0.024	0.013	0.005	0.037	0.028	0.011
52420	RBME	A	F	1	91d	5c	PQ	0.004	0.002	nd	tr	tr	nd	tr	tr	tr
Central Quebec - Loons																
48659	COLO	0:5:0	5:0:0	5	90c	5c	PQ	0.049	0.019	tr	0.015	0.006	0.007	0.025	0.015	0.019
48710	COLO	0:5:0	4:1:0	5	90c	5c	PQ	0.032	0.013	tr	0.011	0.005	0.004	0.016	0.010	0.016
Southern Ontario - Geese & Swans																
47938	CAGO	A	F	1	90d	6c	ON	tr	nd	nd	tr	nd	nd	nd	nd	tr
47522	CAGO	0:7:0	5:2:0	7	90d	6e	ON	nd	nd	nd	nd	nd	nd	nd	nd	tr
48089	CAGO	1:6:0	3:4:0	7	90d	6j	ON	nd	nd	nd	nd	nd	nd	nd	nd	nd

Table 5: Continued

values in mg/kg wet weight

USOX #	Species		Age I:A:U	Sex F:M:U	N	Year	Mapref	Prov	PCB Congener 182/187	183	185	194	195	200	201	203	206
Southern Ontario - Dabbling Ducks																	
40647	ABDU	b	A	F	1	88d	6b	ON	tr			nd					
40570	ABDU	b	I	M	1	88d	6d	ON	tr			nd					
40624	ABDU	b	A	F	1	88d	6h	ON	nd			nd					
46376	ABDU		0:2:0	1:1:0	2	90d	6k	ON	nd	nd	nd	tr	nd	nd	nd	nd	tr
47608	AGWT		4:9:0	5:8:0	13	90d	6a	ON	tr	tr	nd	nd	nd	nd	tr	nd	tr
47965	AGWT		0:2:0	2:0:0	2	90d	6a	ON	tr	tr	nd	tr	nd	nd	tr	nd	0.001
47913	AGWT		5:9:0	7:7:0	14	90d	6i	ON	tr	nd	nd	nd	nd	nd	nd	nd	tr
43191	GADW		I	M	1	89d	6l	ON	nd	nd		nd	nd		nd	nd	nd
43259	GADW		2:0:0	2:0:0	2	89d	6l	ON	tr	nd		nd	nd		nd	nd	nd
38239	MALL	b	2:2:1	1:4:0	5	87d	6b	ON	tr			tr					
38257	MALL	b	2:3:0	1:4:0	5	87d	6b	ON	tr			tr					
38251	MALL	b	4:1:0	3:2:0	5	87d	6d	ON	tr			nd					
38245	MALL	b	3:2:0	2:3:0	5	87d	6e	ON	tr			nd					
40657	MALL	b	3:6:0	6:3:0	9	88d	6b	ON	nd			nd					
40772	MALL	b	2:9:0	4:7:0	11	88d	6b	ON	tr			nd					
40824	MALL	b	2:9:0	5:6:0	11	88d	6b	ON	tr			tr					
40581	MALL	b	5:5:0	4:6:0	10	88d	6d	ON	tr			nd					
40535	MALL	b	0:10:0	3:7:0	10	88d	6h	ON	tr			tr					
40627	MALL	b	3:6:0	3:6:0	9	88d	6h	ON	nd			nd					
40872	MALL	b	5:0:0	3:2:0	5	88d	6l	ON	tr			tr					
40873	MALL	b	0:6:0	3:3:0	6	88d	6l	ON	0.001			tr					
43631	MALL		0:9:0	6:3:0	9	89d	6c	ON	tr	tr		tr	nd		tr	tr	nd
43617	MALL		1:9:0	4:6:0	10	89d	6d	ON	tr	nd		nd	nd		tr	nd	nd
43369	MALL		A	M	1	89d	6i	ON	nd	nd		nd	nd		nd	nd	nd
43315	MALL		0:0:2	0:2:0	2	89d	6j	ON	nd	nd		nd	nd		nd	nd	nd
43318	MALL		2:0:0	0:2:0	2	89d	6j	ON	nd	nd		nd	nd		nd	nd	nd
43180	MALL		I	F	1	89d	6l	ON	tr	nd		nd	nd		nd	nd	nd
43254	MALL		0:7:1	4:4:0	8	89d	6l	ON	0.001	tr		tr	tr		tr	tr	nd
43255	MALL		1:6:0	2:5:0	7	89d	6l	ON	tr	nd		nd	nd		tr	nd	nd
43257	MALL		4:6:0	4:6:0	10	89d	6l	ON	tr	tr		tr	tr		tr	tr	nd
47548	MALL		2:9:0	5:6:0	11	90d	6a	ON	tr	nd	nd	tr	nd	nd	tr	tr	tr
47962	MALL		0:2:0	0:2:0	2	90d	6a	ON	0.002	0.001	nd	tr	tr	tr	0.001	nd	0.002
47510	MALL		1:7:0	4:4:0	8	90d	6b	ON	tr	tr	nd	tr	nd	nd	tr	tr	tr
47654	MALL		0:7:0	4:3:0	7	90d	6b	ON	tr	nd	nd	tr	tr	nd	tr	tr	tr
47925	MALL		4:2:0	3:3:0	6	90d	6c	ON	tr	nd	nd	tr	nd	nd	tr	nd	tr
47621	MALL		0:8:0	4:4:0	8	90d	6d	ON	tr	tr	nd	tr	nd	nd	tr	nd	tr
47419	MALL		A	F	1	90d	6e	ON	tr	nd	nd	tr	nd	nd	nd	nd	tr
47646	MALL		0:8:0	3:5:0	8	90d	6e	ON	nd	nd	nd	tr	nd	nd	nd	nd	tr
47195	MALL		1:9:0	5:5:0	10	90d	6f	ON	tr	tr	nd	tr	nd	nd	tr	tr	tr
47937	MALL		0:7:0	5:2:0	7	90d	6i	ON	tr	nd	nd	0.001	tr	nd	tr	nd	0.001
48052	MALL		0:9:0	4:5:0	9	90d	6j	ON	tr	tr	nd	tr	nd	nd	tr	tr	tr
46375	MALL		0:6:0	5:1:0	6	90d	6k	ON	nd	nd		tr	nd		nd	nd	nd
47624	WODU		1:1:0	2:0:0	2	90d	6a	ON	tr	nd	nd	0.002	nd	nd	tr	nd	tr

Table 5: Continued

values in mg/kg wet weight

USOX #	Species		Age I:A:U	Sex F:M:U	N	Year	Mapref	Prov	PCB Congener 182/187	183	185	194	195	200	201	203	206
47973	WODU		1:1:0	0:2:0	2	90d	6e	ON	tr	nd	nd	nd	nd	nd	tr	nd	tr
46366	WODU		6:0:0	4:2:0	6	90d	6k	ON	tr	nd		tr	nd		nd	nd	nd
Southern Ontario - Bay Ducks																	
38277	GRSC	b	0:8:0	5:3:0	8	87d	6j	ON	0.004			0.002					
40706	GRSC	b	I	F	1	88d	6d	ON	nd			nd					
43326	GRSC		0:6:0	4:2:0	6	89d	6j	ON	tr	tr		tr	nd		tr	tr	nd
43480	GRSC		5:6:0	7:3:1	11	89d	6j	ON	0.002	tr		tr	tr		0.001	tr	nd
43261	GRSC		1:1:0	1:1:0	2	89d	6l	ON	0.024	0.010		0.005	0.003		0.008	0.006	nd
43425	GRSC		0:2:0	0:2:0	2	89d	6l	ON	0.009	0.004		0.002	0.001		0.003	0.003	nd
47969	GRSC		A	F	1	90d	6d	ON	0.003	0.002	nd	tr	tr	tr	0.001	tr	tr
38262	LESC	b	A	M	1	87d	6j	ON	0.004			0.001					
40707	LESC	b	7:0:0	5:2:0	7	88d	6d	ON	tr			nd					
43374	LESC		0:4:0	1:3:0	4	89d	6i	ON	tr	tr		tr	tr		0.001	tr	nd
43319	LESC		I	M	1	89d	6j	ON	0.001	tr		tr	nd		tr	tr	nd
43335	LESC		A	F	1	89d	6j	ON	tr	nd		nd	nd		nd	nd	nd
43263	LESC		2:0:0	1:1:0	2	89d	6l	ON	tr	tr		tr	nd		tr	tr	nd
43445	LESC		1:1:0	1:1:0	2	89d	6l	ON	0.011	0.006		0.005	0.002		0.008	0.005	nd
47150	LESC		4:3:0	3:4:0	7	90d	6f	ON	0.002	tr	nd	tr	tr	nd	0.001	tr	tr
47882	REDH		2:3:0	2:3:0	5	90d	6b	ON	tr	tr	nd	tr	nd	nd	tr	tr	tr
46359	RNDU		7:0:0	5:2:0	7	90d	6k	ON	tr	nd		nd	nd		nd	nd	nd
Southern Ontario - Sea Ducks																	
47748	BUFF		5:1:0	5:1:0	6	90d	6b	ON	tr	tr	nd	tr	tr	tr	tr	tr	tr
47532	BUFF		5:0:0	4:1:0	5	90d	6d	ON	0.001	tr	nd	tr	nd	tr	tr	tr	tr
47970	BUFF		I	F	1	90d	6d	ON	0.002	tr	nd	tr	tr	nd	tr	tr	tr
47955	BUFF		1:2:0	1:2:0	3	90d	6f	ON	tr	tr	nd	tr	nd	nd	tr	tr	tr
38282	COGO	b	1:2:0	1:2:0	3	87d	6j	ON	0.003			0.002					
38292	COGO	b	A	M	1	88a	6g	ON	0.012			0.005					
43304	COGO		I	M	1	89d	6j	ON	0.002	tr		tr	nd		tr	tr	nd
43307	COGO		1:1:0	1:0:1	2	89d	6j	ON	tr	tr		tr	nd		tr	tr	nd
43308	COGO		A	F	1	89d	6j	ON	0.006	0.003		0.001	tr		0.003	0.002	nd
43312	COGO		1:2:0	0:2:1	3	89d	6j	ON	0.003	0.002		tr	tr		0.002	0.001	nd
47951	COGO		2:6:0	0:8:0	8	90d	6f	ON	0.009	0.005	nd	0.004	0.002	tr	0.006	0.005	0.004
38291	OLDS	b	0:4:0	2:2:0	4	88a	6g	ON	0.027			0.011					
Southern Ontario - Mergansers																	
47846	COME		A	F	1	90d	6b	ON	0.014	0.008	nd	0.007	0.002	0.001	0.014	0.010	0.002
47968	HOME		2:0:0	0:2:0	2	90d	6a	ON	0.002	tr	nd	tr	tr	nd	tr	tr	tr
47840	HOME		3:0:0	1:2:0	3	90d	6b	ON	tr	tr	nd	tr	tr	nd	0.001	tr	tr
47924	HOME		4:2:0	2:4:0	6	90d	6i	ON	tr	tr	nd	tr	tr	nd	tr	tr	tr
47751	RBME		1:1:0	1:1:0	2	90d	6b	ON	0.009	0.005	tr	0.006	0.001	tr	0.007	0.005	0.002

Table 5: Continued

values in mg/kg wet weight

USOX #	Species		Age I:A:U	Sex F:M:U	N	Year	Mapref	Prov	PCB Congener 182/187	183	185	194	195	200	201	203	206
Northern Ontario - Geese & Swans																	
44546	CAGO		0:5:0	2:3:0	5	90b	7c	ON	nd	nd		nd	nd		nd	nd	nd
44969	CAGO		0:9:0	6:2:1	9	90b	7d	ON	nd	nd		nd	nd		nd	nd	nd
44790	CAGO		0:10:0	7:3:0	10	90b	7g	ON	nd	nd		tr	nd		nd	nd	nd
44970	CAGO		0:10:0	3:7:0	10	90b	7k	ON	nd	nd		nd	nd		nd	nd	nd
48005	CAGO		0:6:0	4:2:0	6	90d	7f	ON	nd	nd	nd	0.002	tr	nd	nd	nd	nd
47280	CAGO		2:8:0	4:6:0	10	90d	7l	ON	tr	nd	nd	nd	nd	nd	nd	nd	tr
41640	LSGO		6:4:0	7:3:0	10	89b	7g	ON	nd	nd		nd	nd		nd	nd	nd
43295	LSGO		3:7:0	5:5:0	10	89d	7g	ON	nd	nd		nd	nd		nd	nd	nd
Northern Ontario - Dabbling Ducks																	
43364	ABDU		0:5:0	3:2:0	5	89d	7h	ON	nd	nd		nd	nd		nd	nd	nd
39905	AGWT	b	A	F	1	88c	7e	ON									
40473	AMWI	b	I	F	1	88d	7a	ON	nd			nd					
40360	MALL	b	0:3:0	2:1:0	3	88c	7c	ON	tr			nd					
40361	MALL	b	3:0:0	2:1:0	3	88c	7c	ON	nd			nd					
40356	MALL	b	0:4:0	1:3:0	4	88c	7e	ON	tr			tr					
40357	MALL	b	3:0:0	1:2:0	3	88c	7e	ON	nd			nd					
40478	MALL	b	0:4:0	2:2:0	4	88d	7a	ON	tr			nd					
40591	MALL	b	0:5:0	2:3:0	5	88d	7h	ON	tr			tr					
43516	MALL		1:9:0	1:9:0	10	89d	7f	ON	0.001	tr		tr	nd		tr	tr	nd
43353	MALL		1:3:0	1:3:0	4	89d	7h	ON	tr	nd		nd	nd		nd	nd	nd
43388	MALL		5:4:0	4:5:0	9	89d	7k	ON	nd	nd		nd	nd		nd	nd	nd
44325	MALL		0:5:0	0:5:0	5	90b	7c	ON	tr	nd		tr	nd		tr	nd	nd
44769	MALL		0:2:0	1:1:0	2	90b	7c	ON	tr	nd		tr	nd		tr	nd	nd
47432	MALL		1:11:0	4:8:0	12	90d	7a	ON	tr	nd	nd	nd	nd	nd	nd	nd	nd
47207	MALL		0:7:0	5:2:0	7	90d	7j	ON	tr	nd	nd	tr	nd	nd	tr	nd	tr
43558	NSHO		I	F	1	89d	7f	ON	tr	tr		nd	nd		nd	nd	nd
43358	WODU		A	M	1	89d	7h	ON	nd	nd		nd	nd		nd	nd	nd
47290	WODU		A	M	1	90d	7a	ON	nd	nd	nd	nd	nd	nd	nd	nd	tr
Northern Ontario - Bay Ducks																	
43555	GRSC		0:3:0	1:2:0	3	89d	7f	ON	tr	nd		nd	nd		nd	nd	nd
43557	LESC		A	M	1	89d	7f	ON	0.003	0.001		nd	nd		tr	tr	nd
47289	LESC		0:3:0	3:0:0	3	90d	7a	ON	tr	nd	nd	nd	nd	nd	nd	nd	nd
43551	RNDU		1:3:0	2:2:0	4	89d	7f	ON	nd	nd		nd	nd		nd	nd	nd
Northern Ontario - Sea Ducks																	
43397	BUFF		I	F	1	89d	7k	ON	tr	nd		nd	tr		nd	tr	nd
43298	COGO		0:2:0	0:2:0	2	89b	7h	ON	0.011	0.006		0.004	0.002		0.007	0.005	nd
43556	COGO		A	F	1	89d	7f	ON	0.006	0.002		0.001	tr		0.001	0.001	nd

Table 5: Continued

values in mg/kg wet weight

USOX #	Species		Age I:A:U	Sex F:M:U	N	Year	Mapref	Prov	PCB Congener 182/187	183	185	194	195	200	201	203	206
43396	COGO		3:0:0	1:2:0	3	89d	7k	ON	tr	tr		tr	nd		tr	tr	nd
47291	COGO		A	M	1	90d	7a	ON	tr	nd	nd	nd	nd	nd	tr	nd	tr
47893	COGO		I	M	1	90d	7h	ON	nd	nd	nd	tr	nd	nd	tr	nd	tr
Northern Ontario - Mergansers																	
43344	COME		A	M	1	89b	7h	ON	0.118	0.068		0.033	0.014		0.061	0.042	nd
47285	COME		I	M	1	90d	7a	ON	0.001	tr	nd	tr	tr	tr	tr	tr	tr
47993	COME		A	F	1	90d	7b	ON	0.013	0.006	tr	0.005	0.001	tr	0.006	0.004	0.001
47138	COME		0:6:0	6:0:0	6	90d	7c	ON	0.006	0.004	nd	0.003	0.001	tr	0.004	0.003	0.001
47632	COME		1:2:0	2:1:0	3	90d	7h	ON	0.009	0.004	nd	0.003	0.001	tr	0.005	0.003	tr
43398	HOME		I	F	1	89d	7k	ON	0.001	tr		tr	tr		tr	tr	nd
47845	HOME		4:0:0	2:2:0	4	90d	7h	ON	0.001	tr	nd	tr	tr	nd	tr	tr	tr
47894	HOME		I	M	1	90d	7h	ON	0.002	tr	nd	0.001	tr	tr	0.002	0.001	tr
40362	RBME	b	0:2:0	2:0:0	2	88c	7c	ON	0.004			0.003					
40358	RBME	b	0:3:0	3:0:0	3	88c	7e	ON	0.036			0.011					
47633	RBME		A	F	1	90d	7h	ON	0.024	0.016	tr	0.009	0.003	0.002	0.018	0.011	0.002
Northern Ontario - Loons																	
40359	COLO	b	0:4:0	3:1:0	4	88b	7e	ON	0.069			0.014					
40363	COLO	b	0:3:0	2:1:0	3	88c	7c	ON	0.083			0.018					
44315	COLO		0:6:0	2:4:0	6	90b	7c	ON	0.100	0.048		0.019	0.010		0.050	0.032	0.008
46125	COLO		0:4:0	1:3:0	4	90b	7c	ON	0.037	0.016		0.009	0.004		0.012	0.010	0.003
46116	COLO		0:10:0	4:6:0	10	90b	7e	ON	nd	nd		nd	nd		nd	nd	nd
Prairies - Terrestrial Browsers																	
69807	RUGR		0:2:0	0:2:0	2	94b	8b	YT	nd	nd	nd	nd	nd	nd	nd	nd	nd
69808	SPGR		0:3:0	2:1:0	3	94b	8b	YT	nd	nd	nd	nd	nd	nd	nd	nd	nd
Prairies - Geese & Swans																	
41780	CAGO		10:0:0	0:1:9	10	89d	8e	AB	nd	nd		nd	nd		nd	nd	nd
63194	CAGO		4:6:0	2:8:0	10	93c	8w	MB	nd	nd	nd	nd	nd	nd	nd	nd	nd
66806	CAGO		10:0:0	5:5:0	10	93d	8aa	MB	nd	nd	nd	nd	nd	nd	nd	nd	nd
63132	CAGO		8:2:0	6:4:0	10	93d	8e	AB	nd	nd	nd	nd	nd	nd	nd	nd	nd
63050	CAGO		2:0:0	0:2:0	2	93d	8f	AB	nd	nd	nd	nd	nd	nd	nd	nd	nd
64791	CAGO		0:10:0	3:7:0	10	93d	8g	AB	nd	nd	nd	nd	nd	nd	nd	nd	nd
64022	CAGO		1:4:0	3:2:0	5	93d	8h	AB	nd	nd	nd	nd	nd	nd	nd	nd	nd
63953	CAGO		0:3:0	1:2:0	3	93d	8i	AB	nd	nd	nd	nd	nd	nd	nd	nd	nd
69250	CAGO		3:3:0	5:1:0	6	93d	8l	AB	nd	nd	nd	nd	nd	nd	nd	nd	nd
64256	CAGO		0:2:0	1:1:0	2	93d	8m	SK	nd	nd	nd	nd	nd	nd	nd	nd	nd
64258	CAGO		0:9:0	6:3:0	9	93d	8q	SK	nd	nd	nd	nd	nd	nd	nd	nd	nd
64317	CAGO		6:4:0	7:3:0	10	93d	8q	SK	nd	nd	nd	nd	nd	nd	nd	nd	nd

Table 5: Continued

values in mg/kg wet weight

USOX #	Species	Age I:A:U	Sex F:M:U	N	Year	Mapref	Prov	PCB Congener 182/187	183	185	194	195	200	201	203	206
65512	CAGO	0:3:0	1:2:0	3	93d	8q	SK	0.002	nd	nd	nd	tr	nd	0.001	tr	nd
64485	CAGO	0:10:0	7:3:0	10	93d	8s	SK	nd	nd	nd	nd	nd	nd	nd	nd	nd
65777	CAGO	0:5:0	1:4:0	5	93d	8u	SK	nd	nd	nd	nd	nd	nd	nd	nd	nd
64894	CAGO	4:3:0	5:2:0	7	93d	8x	MB	nd	nd	nd	nd	nd	nd	nd	nd	nd
67133	CAGO	8:2:0	6:4:0	10	93d	8z	MB	nd	nd	nd	nd	nd	nd	nd	nd	nd
65494	CAGO	A	M	1	94b	8b	YT	nd	nd	nd	nd	nd	nd	nd	nd	nd
65505	GWFG	0:3:0	2:1:0	3	93d	8r	SK	0.001	tr	nd	tr	nd	nd	tr	tr	nd
64318	GWFG	8:2:0	7:3:0	10	93d	8s	SK	nd	nd	nd	nd	nd	nd	nd	nd	nd
40311	LSGO b	0:7:0	4:3:0	7	88d	8w	MB	nd			nd					
63183	LSGO	2:8:0	5:5:0	10	93c	8w	MB	nd	nd	nd	nd	nd	nd	nd	nd	nd
67135	LSGO	10:0:0	6:4:0	10	93d	8aa	MB	nd	nd	nd	nd	nd	nd	nd	nd	nd
69426	LSGO	1:2:0	2:1:0	3	93d	8bb	MB	nd	nd	nd	nd	nd	nd	nd	nd	nd
63948	LSGO	10:0:0	6:4:0	10	93d	8j	AB	nd	nd	nd	nd	nd	nd	nd	nd	nd
65533	LSGO	5:2:0	2:5:0	7	93d	8n	SK	nd	nd	nd	nd	nd	nd	nd	nd	nd
64556	LSGO	0:10:0	4:6:0	10	93d	8q	SK	nd	nd	nd	nd	nd	nd	nd	nd	nd
69254	LSGO	2:0:0	0:2:0	2	93d	8v	SK	nd	nd	nd	nd	nd	nd	nd	nd	nd
67713	LSGO	10:0:0	5:5:0	10	93d	8z	MB	nd	nd	nd	nd	nd	nd	nd	nd	nd
Prairies - Dabbling Ducks																
69169	ABDU	0:2:0	1:1:0	2	93d	8aa	MB	nd	nd	nd	nd	nd	nd	nd	nd	nd
64503	AGWT	A	F	1	92c	8f	AB	nd	nd	nd	nd	nd	nd	nd	nd	nd
66442	AGWT	3:4:0	4:3:0	7	93d	8aa	MB	nd	nd	nd	nd	nd	nd	nd	nd	nd
64021	AGWT	2:6:0	8:0:0	8	93d	8h	AB	nd	nd	nd	nd	nd	nd	nd	nd	nd
69248	AGWT	0:2:0	2:0:0	2	93d	8l	AB	nd	nd	nd	nd	nd	nd	nd	nd	nd
63415	AGWT	A	M	1	93d	8p	SK	nd	nd	nd	nd	nd	nd	nd	nd	nd
65746	AGWT	3:0:0	0:3:0	3	93d	8t	SK	nd	nd	nd	nd	nd	nd	nd	nd	nd
64770	AGWT	5:1:0	2:4:0	6	93d	8x	MB	nd	nd	nd	0.001	nd	nd	nd	nd	nd
69877	AGWT	0:5:0	2:3:0	5	94b	8b	YT	nd	nd	nd	nd	nd	nd	nd	nd	nd
64486	AMWI	A	M	1	92c	8f	AB	nd	nd	nd	nd	nd	nd	nd	nd	nd
64501	AMWI	I	F	1	92c	8f	AB	nd	nd	nd	nd	nd	nd	nd	nd	nd
63163	AMWI	I	M	1	93d	8bb	MB	nd	nd	nd	nd	nd	nd	nd	nd	nd
63143	AMWI	I	M	1	93d	8d	AB	nd	nd	nd	nd	nd	nd	nd	nd	nd
63950	AMWI	0:10:0	5:5:0	10	93d	8h	AB	nd	nd	nd	nd	nd	nd	nd	nd	nd
69425	AMWI	0:9:0	5:4:0	9	93d	8l	AB	nd	nd	nd	nd	nd	nd	nd	nd	nd
68879	AMWI	0:2:0	2:0:0	2	94c	8c	BC	nd	nd	nd	nd	nd	nd	nd	nd	nd
64502	BWTE	A	F	1	92c	8f	AB	nd	nd	nd	nd	nd	nd	nd	nd	nd
63957	BWTE	1:1:0	1:1:0	2	93d	8h	AB	nd	nd	nd	nd	nd	nd	nd	nd	nd
63688	BWTE	3:2:0	1:4:0	5	93d	8l	AB	nd	nd	nd	nd	nd	nd	nd	nd	nd
63333	BWTE	A	F	1	93d	8q	SK	nd	nd	nd	nd	nd	nd	nd	nd	nd
65776	BWTE	2:5:0	4:3:0	7	93d	8t	SK	nd	nd	nd	nd	nd	nd	nd	nd	nd
64778	BWTE	3:0:0	2:1:0	3	93d	8x	MB	nd	nd	nd	nd	nd	nd	nd	nd	nd
67132	BWTE	1:1:0	2:0:0	2	93d	8z	MB	nd	nd	nd	nd	nd	nd	nd	nd	nd
69910	BWTE	1:1:0	1:1:0	2	94c	8c	BC	nd	nd	nd	nd	nd	nd	nd	nd	nd
64162	GADW	3:1:0	2:2:0	4	93c	8t	SK	nd	nd	nd	nd	nd	nd	nd	nd	nd
63032	GADW	I	F	1	93d	8f	AB	nd	nd	nd	nd	nd	nd	nd	nd	nd

Table 5: Continued

values in mg/kg wet weight

USOX #	Species		Age I:A:U	Sex F:M:U	N	Year	Mapref	Prov	PCB Congener 182/187	183	185	194	195	200	201	203	206
64145	GADW		0:10:0	4:6:0	10	93d	8h	AB	nd	nd	nd	nd	nd	nd	nd	nd	nd
63251	GADW		A	M	1	93d	8i	AB	nd	nd	nd	nd	nd	nd	nd	nd	nd
69251	GADW		1:8:0	3:6:0	9	93d	8l	AB	nd	nd	nd	nd	nd	nd	nd	nd	nd
64251	GADW		4:6:0	5:5:0	10	93d	8p	SK	nd	nd	nd	nd	nd	nd	nd	nd	nd
63330	GADW		A	M	1	93d	8t	SK	nd	nd	nd	nd	nd	nd	nd	nd	nd
65779	GADW		3:2:0	2:3:0	5	93d	8t	SK	nd	nd	nd	nd	nd	nd	nd	nd	nd
40230	MALL	b	I	M	1	88d	8d	AB	nd			nd					
40876	MALL	b	0:7:0	2:5:0	7	88d	8g	AB	nd			nd					
40442	MALL	b	2:8:0	3:7:0	10	88d	8p	SK	tr			tr					
40299	MALL	b	0:10:0	1:9:0	10	88d	8x	MB	nd			nd					
41769	MALL		0:10:0	2:8:0	10	89d	8g	AB	nd	nd		nd	nd		nd	nd	nd
41758	MALL		1:9:0	0:10:0	10	89d	8h	AB	tr	nd		nd	nd		nd	nd	nd
43500	MALL		1:2:0	2:1:0	3	89d	8s	SK	nd	nd		nd	nd		nd	nd	nd
43531	MALL		0:10:0	6:4:0	10	89d	8t	SK	nd	nd		nd	nd		nd	nd	nd
64505	MALL		A	F	1	92c	8f	AB	nd	nd	nd	nd	nd	nd	nd	nd	nd
64248	MALL		0:10:0	4:6:0	10	93c	8t	SK	nd	nd	nd	nd	nd	nd	nd	nd	nd
68405	MALL		1:5:0	0:6:0	6	93c	8z	MB	tr	nd	nd	tr	nd	nd	tr	nd	nd
67131	MALL		4:4:0	5:3:0	8	93d	8aa	MB	nd	nd	nd	nd	nd	nd	nd	nd	nd
69430	MALL		0:10:0	3:7:0	10	93d	8bb	MB	nd	nd	nd	nd	nd	nd	nd	nd	nd
63140	MALL		3:4:0	3:4:0	7	93d	8d	AB	nd	nd	nd	nd	nd	nd	nd	nd	nd
63047	MALL		1:8:0	6:3:0	9	93d	8f	AB	nd	nd	nd	nd	nd	nd	nd	nd	nd
64667	MALL		0:10:0	7:3:0	10	93d	8g	AB	nd	nd	nd	nd	nd	nd	nd	nd	nd
63952	MALL		0:10:0	6:4:0	10	93d	8h	AB	nd	nd	nd	nd	nd	nd	nd	nd	nd
63949	MALL		5:5:0	7:3:0	10	93d	8i	AB	nd	nd	nd	nd	nd	nd	nd	nd	nd
69261	MALL		0:10:0	3:7:0	10	93d	8k	AB	nd	nd	nd	nd	nd	nd	nd	nd	nd
69428	MALL		0:10:0	4:6:0	10	93d	8l	AB	nd	nd	nd	nd	nd	nd	nd	nd	nd
64161	MALL		0:3:0	2:1:0	3	93d	8m	SK	nd	nd	nd	nd	nd	nd	nd	nd	nd
65303	MALL		0:9:0	2:7:0	9	93d	8n	SK	nd	nd	nd	nd	nd	nd	nd	nd	nd
64160	MALL		4:4:0	4:4:0	8	93d	8p	SK	nd	nd	nd	nd	nd	nd	nd	nd	nd
63331	MALL		A	M	1	93d	8q	SK	nd	nd	nd	nd	nd	nd	nd	nd	nd
64247	MALL		0:2:0	0:2:0	2	93d	8q	SK	nd	nd	nd	nd	nd	nd	nd	nd	nd
63352	MALL		A	M	1	93d	8s	SK	nd	nd	nd	nd	nd	nd	nd	nd	nd
69255	MALL		3:0:0	1:2:0	3	93d	8v	SK	nd	nd	nd	nd	nd	nd	nd	nd	nd
64771	MALL		8:2:0	2:8:0	10	93d	8x	MB	nd	nd	nd	nd	nd	nd	nd	nd	nd
66976	MALL		6:4:0	6:4:0	10	93d	8z	MB	nd	nd	nd	nd	nd	nd	nd	nd	nd
69886	MALL		0:5:0	1:4:0	5	94b	8b	YT	nd	nd	nd	nd	nd	nd	nd	nd	nd
63947	NOPI		A	F	1	93d	8aa	MB	nd	nd	nd	nd	nd	nd	nd	nd	nd
64769	NOPI		8:2:0	5:5:0	10	93d	8g	AB	nd	nd	nd	nd	nd	nd	nd	nd	nd
63975	NOPI		1:4:0	3:2:0	5	93d	8h	AB	nd	nd	nd	nd	nd	nd	nd	nd	nd
63720	NOPI		A	F	1	93d	8k	AB	nd	nd	nd	nd	nd	nd	nd	nd	nd
69429	NOPI		2:8:0	6:4:0	10	93d	8l	AB	nd	nd	nd	nd	nd	nd	nd	nd	nd
63332	NOPI		A	M	1	93d	8q	SK	nd	nd	nd	nd	nd	nd	nd	nd	nd
63205	NOPI		1:9:0	4:6:0	10	93d	8w	MB	nd	nd	nd	nd	nd	nd	nd	nd	nd
64976	NOPI		8:0:0	7:1:0	8	93d	8x	MB	nd	nd	nd	nd	nd	nd	nd	nd	nd
65495	NOPI		A	F	1	94b	8b	YT	nd	nd	nd	nd	nd	nd	nd	nd	nd
68421	NOPI		A	F	1	94c	8c	BC	nd	nd	nd	nd	nd	nd	nd	nd	nd

Table 5: Continued

values in mg/kg wet weight

USOX #	Species	Age I:A:U	Sex F:M:U	N	Year	Mapref	Prov	PCB Congener 182/187	183	185	194	195	200	201	203	206
66805	NSHO	4:2:0	4:2:0	6	93d	8aa	MB	nd	nd	nd	nd	nd	nd	nd	nd	nd
65803	NSHO	2:0:0	2:0:0	2	93d	8d	AB	nd	nd	nd	nd	nd	nd	nd	nd	nd
63974	NSHO	2:3:0	4:1:0	5	93d	8h	AB	nd	nd	nd	nd	nd	nd	nd	nd	nd
64745	NSHO	10:0:0	5:5:0	10	93d	8x	MB	nd	nd	nd	nd	nd	nd	nd	nd	nd
Prairies - Bay Ducks																
70159	CANV	10:0:0	3:7:0	10	92c	8f	AB	nd	nd	nd	nd	nd	nd	nd	nd	nd
43542	LESC	3:5:2	4:6:0	10	89d	8p	SK	tr	nd		nd	nd		tr	tr	nd
69236	LESC	2:0:0	1:1:0	2	93d	8cc	MB	nd	nd	nd	nd	nd	nd	nd	nd	nd
63046	LESC	I	F	1	93d	8f	AB	nd	nd	nd	nd	nd	nd	nd	nd	nd
63267	LESC	I	F	1	93d	8h	AB	nd	nd	nd	nd	nd	nd	nd	nd	nd
63324	LESC	A	M	1	93d	8o	SK	0.001	nd	nd	nd	nd	nd	nd	nd	nd
64159	LESC	0:10:0	5:5:0	10	93d	8p	SK	tr	nd	nd	nd	nd	nd	nd	nd	nd
63349	LESC	A	M	1	93d	8q	SK	0.002	tr	nd	tr	tr	nd	0.001	tr	tr
64790	LESC	2:8:0	1:9:0	10	93d	8x	MB	0.003	0.002	nd	0.001	0.001	nd	0.003	0.002	0.001
67134	LESC	5:4:0	4:5:0	9	93d	8z	MB	nd	nd	nd	nd	nd	nd	nd	nd	nd
69566	LESC	I	M	1	94d	8a	YT	nd	nd	nd	nd	nd	nd	nd	nd	nd
63678	REDH	3:2:0	3:2:0	5	93d	8bb	MB	nd	nd	nd	nd	nd	nd	nd	nd	nd
69249	REDH	0:3:0	3:0:0	3	93d	8l	AB	nd	nd	nd	nd	nd	nd	nd	nd	nd
67292	REDH	0:10:0	3:7:0	10	93d	8y	MB	tr	nd	nd	tr	nd	nd	tr	tr	nd
68161	RNDU	6:2:0	3:5:0	8	93d	8cc	MB	nd	nd	nd	nd	nd	nd	nd	nd	nd
63045	RNDU	I	F	1	93d	8f	AB	nd	nd	nd	nd	nd	nd	nd	nd	nd
69554	RNDU	A	F	1	94b	8b	YT	nd	nd	nd	nd	nd	nd	nd	nd	nd
Prairies - Sea Ducks																
63325	BUFF	A	F	1	93d	8o	SK	0.002	nd	nd	nd	nd	nd	nd	nd	nd
69170	BUFF	2:0:0	1:1:0	2	93d	8z	MB	nd	nd	nd	nd	nd	nd	nd	nd	nd
69601	BUFF	0:2:0	2:0:0	2	94b	8b	YT	nd	nd	nd	nd	nd	nd	nd	nd	nd
69805	BUFF	0:3:0	1:2:0	3	94b	8b	YT	0.001	nd	nd	nd	nd	nd	nd	nd	nd
43491	COGO	5:1:0	2:4:0	6	89d	8p	SK	0.003	tr		tr	nd		tr	tr	nd
43496	COGO	4:0:0	2:2:0	4	89d	8p	SK	0.002	tr		tr	nd		tr	tr	nd
63048	COGO	4:1:0	2:3:0	5	93d	8f	AB	nd	nd	nd	nd	nd	nd	nd	nd	nd
69892	COGO	1:4:0	0:5:0	5	94b	8b	YT	nd	nd	nd	nd	nd	nd	nd	nd	nd
69565	SUSC	I	F	1	94d	8a	YT	nd	nd	nd	nd	nd	nd	nd	nd	nd
69564	WWSC	I	F	1	94d	8a	YT	nd	nd	nd	nd	nd	nd	nd	nd	nd
Pacific - Terrestrial Browsers																
69891	PTAR	0:6:0	2:4:0	6	94d	9b	YT	nd	nd	nd	nd	nd	nd	nd	nd	nd
69246	ROPT	0:3:0	1:2:0	3	94b	9a	YT	nd	nd	nd	nd	nd	nd	nd	nd	nd
65543	RUGR	A	M	1	94b	9a	YT	nd	nd	nd	nd	nd	nd	nd	nd	nd
68850	RUGR	A	M	1	94d	9b	YT	nd	nd	nd	nd	nd	nd	nd	nd	nd
69247	SPGR	0:4:0	1:3:0	4	94b	9a	YT	nd	nd	nd	nd	nd	nd	nd	nd	nd

Table 5: Continued

values in mg/kg wet weight

USOX #	Species	Age I:A:U	Sex F:M:U	N	Year	Mapref	Prov	PCB Congener 182/187	183	185	194	195	200	201	203	206
66034	SPGR	0:3:0	2:1:0	3	94b	9b	YT	nd	nd	nd	nd	nd	nd	nd	nd	nd
69078	SPGR	0:5:0	3:2:0	5	94b	9b	YT	nd	nd	nd	nd	nd	nd	nd	nd	nd
68849	SPGR	0:4:0	2:2:0	4	94d	9b	YT	nd	nd	nd	nd	nd	nd	nd	nd	nd
69238	WIPT	0:2:0	1:1:0	2	94b	9a	YT	nd	nd	nd	nd	nd	nd	nd	nd	nd
69602	WIPT	0:2:0	0:2:0	2	94b	9b	YT	nd	nd	nd	nd	nd	nd	nd	nd	nd
69603	WIPT	0:3:0	2:1:0	3	94c	9b	YT	nd	nd	nd	nd	nd	nd	nd	nd	nd
Pacific - Geese & Swans																
70336	BLBR	0:6:0	2:4:0	6	95a	9j	BC	nd	nd	nd	nd	nd	nd	nd	nd	nd
43846	CAGO	0:4:0	2:2:0	4	90a	9j	BC	0.002	0.001		0.002	tr		tr	0.001	tr
66044	CAGO	0:2:0	1:1:0	2	94b	9b	YT	nd	nd	nd	nd	nd	nd	nd	nd	nd
70333	CAGO	0:5:0	3:2:0	5	94d	9j	BC	nd	nd	nd	nd	nd	nd	nd	nd	nd
70229	CAGO	A	M	1	94d	9k	BC	nd	nd	nd	nd	nd	nd	nd	nd	nd
68965	CAGO	0:5:0	2:3:0	5	94d	9l	BC	nd	nd	nd	nd	nd	nd	nd	nd	nd
Pacific - Dabbling Ducks																
43479	AGWT	I	M	1	89d	9j	BC	nd	nd		nd	nd		nd	nd	nd
69456	AGWT	0:7:0	2:5:0	7	92b	9b	YT	0.006	0.003	nd	0.002	tr	nd	0.003	0.002	tr
66008	AGWT	A	M	1	93b	9b	YT	nd	nd	nd	tr	nd	nd	nd	tr	nd
65306	AGWT	0:2:0	0:2:0	2	94b	9b	YT	nd	nd	nd	nd	nd	nd	nd	nd	nd
69878	AGWT	0:2:0	2:0:0	2	94b	9b	YT	nd	nd	nd	nd	nd	nd	nd	nd	nd
69879	AGWT	4:0:0	1:3:0	4	94b	9b	YT	nd	nd	nd	nd	nd	nd	nd	nd	nd
68492	AGWT	0:10:0	2:8:0	10	94d	9e	BC	nd	nd	nd	nd	nd	nd	nd	nd	nd
68652	AGWT	0:2:0	1:1:0	2	94d	9f	BC	nd	nd	nd	nd	nd	nd	nd	nd	nd
68676	AGWT	3:5:0	5:3:0	8	94d	9g	BC	nd	nd	nd	nd	nd	nd	nd	nd	nd
68691	AGWT	0:2:0	2:0:0	2	94d	9g	BC	nd	nd	nd	nd	nd	nd	nd	nd	nd
69144	AGWT	0:10:0	5:5:0	10	94d	9h	BC	nd	nd	nd	nd	nd	nd	nd	nd	nd
69165	AGWT	3:6:0	6:3:0	9	94d	9i	BC	nd	nd	nd	nd	nd	nd	nd	nd	nd
70259	AGWT	0:2:0	1:1:0	2	94d	9i	BC	nd	nd	nd	nd	nd	nd	nd	nd	nd
68941	AGWT	A	F	1	94d	9j	BC	tr	nd	nd	nd	nd	nd	nd	nd	nd
68942	AGWT	2:6:0	4:4:0	8	94d	9j	BC	nd	nd	nd	nd	nd	nd	nd	nd	nd
70255	AGWT	1:3:0	4:0:0	4	94d	9j	BC	nd	nd	nd	nd	nd	nd	nd	nd	nd
68439	AGWT	2:8:0	7:3:0	10	94d	9k	BC	nd	nd	nd	nd	nd	nd	nd	nd	nd
68797	AGWT	1:4:0	3:2:0	5	94d	9m	BC	nd	nd	nd	nd	nd	nd	nd	nd	nd
43478	AMWI	0:2:0	1:1:0	2	89d	9j	BC	nd	nd		nd	nd		nd	nd	nd
69880	AMWI	0:2:0	0:2:0	2	94b	9b	YT	nd	nd	nd	nd	nd	nd	nd	nd	nd
69881	AMWI	0:4:0	1:3:0	4	94b	9b	YT	nd	nd	nd	nd	nd	nd	nd	nd	nd
68481	AMWI	2:4:0	3:3:0	6	94d	9e	BC	nd	nd	nd	nd	nd	nd	nd	nd	nd
68649	AMWI	5:5:0	5:5:0	10	94d	9f	BC	nd	nd	nd	nd	nd	nd	nd	nd	nd
68688	AMWI	0:2:0	2:0:0	2	94d	9g	BC	nd	nd	nd	nd	nd	nd	nd	nd	nd
70337	AMWI	1:1:0	0:2:0	2	94d	9g	BC	nd	nd	nd	nd	nd	nd	nd	nd	nd
70316	AMWI	2:4:0	4:2:0	6	94d	9h	BC	nd	nd	nd	nd	nd	nd	nd	nd	nd
70328	AMWI	1:1:0	2:0:0	2	94d	9i	BC	nd	nd	nd	nd	nd	nd	nd	nd	nd
70300	AMWI	0:10:0	3:7:0	10	94d	9j	BC	nd	nd	nd	nd	nd	nd	nd	nd	nd

Table 5: Continued

values in mg/kg wet weight

USOX #	Species		Age I:A:U	Sex F:M:U	N	Year	Mapref	Prov	PCB Congener 182/187	183	185	194	195	200	201	203	206
68433	AMWI		4:6:0	5:5:0	10	94d	9k	BC	nd	nd	nd	nd	nd	nd	nd	nd	nd
70338	AMWI		0:2:0	1:1:0	2	94d	9k	BC	nd	nd	nd	nd	nd	nd	nd	nd	nd
68796	AMWI		0:5:0	3:2:0	5	94d	9m	BC	nd	nd	nd	nd	nd	nd	nd	nd	nd
70340	AMWI		0:2:0	2:0:0	2	95a	9h	BC	nd	nd	nd	nd	nd	nd	nd	nd	nd
70329	AMWI		0:3:0	0:3:0	3	95a	9l	BC	nd	nd	nd	nd	nd	nd	nd	nd	nd
68503	BWTE		9:1:0	6:4:0	10	94d	9e	BC	nd	nd	nd	nd	nd	nd	nd	nd	nd
68651	BWTE		3:3:0	5:1:0	6	94d	9f	BC	nd	nd	nd	nd	nd	nd	nd	nd	nd
68692	BWTE		A	F	1	94d	9g	BC	nd	nd	nd	nd	nd	nd	nd	nd	nd
68457	BWTE		4:0:0	0:4:0	4	94d	9k	BC	nd	nd	nd	nd	nd	nd	nd	nd	nd
70332	BWTE		0:2:0	2:0:0	2	94d	9k	BC	nd	nd	nd	nd	nd	nd	nd	nd	nd
68685	GADW		I	M	1	94d	9g	BC	nd	nd	nd	nd	nd	nd	nd	nd	nd
70254	GADW		0:2:0	2:0:0	2	94d	9j	BC	nd	nd	nd	nd	nd	nd	nd	nd	nd
68415	GADW		4:5:0	5:4:0	9	94d	9k	BC	nd	nd	nd	nd	nd	nd	nd	nd	nd
70231	GADW		I	M	1	94d	9k	BC	nd	nd	nd	nd	nd	nd	nd	nd	nd
70339	GADW		2:0:0	2:0:0	2	94d	9l	BC	nd	nd	nd	nd	nd	nd	nd	nd	nd
70290	GADW		1:1:0	0:2:0	2	94d	9m	BC	nd	nd	nd	nd	nd	nd	nd	nd	nd
43276	MALL		0:8:0	2:6:0	8	88b	9b	YT	tr	nd		nd	nd		nd	nd	nd
40427	MALL	b	4:4:0	7:1:0	8	88d	9b	YT	nd			tr					
40339	MALL	b	0:10:0	3:7:0	10	88d	9i	BC	tr			nd					
40324	MALL	b	0:8:0	3:5:0	8	88d	9j	BC	tr			nd					
40808	MALL	b	0:7:0	4:3:0	7	88d	9k	BC	nd			nd					
43277	MALL		0:6:0	2:4:0	6	88d	9m	BC	nd	nd		nd	nd		nd	nd	nd
43444	MALL		0:6:0	3:3:0	6	89d	9l	BC	nd	nd		nd	nd		nd	nd	nd
69373	MALL		0:2:0	0:2:0	2	94b	9a	YT	nd	nd	nd	nd	nd	nd	nd	nd	nd
65998	MALL		0:7:0	1:6:0	7	94b	9b	YT	nd	nd	nd	nd	nd	nd	nd	nd	nd
66041	MALL		0:4:0	1:3:0	4	94b	9b	YT	nd	nd	nd	nd	nd	nd	nd	nd	nd
65317	MALL		A	M	1	94b	9c	YT	nd	nd	nd	nd	nd	nd	nd	nd	nd
69604	MALL		0:2:0	0:2:0	2	94b	9c	YT	nd	nd	nd	nd	nd	nd	nd	nd	nd
69580	MALL		0:8:0	4:4:0	8	94d	9d	BC	nd	nd	nd	nd	nd	nd	nd	nd	nd
68468	MALL		5:5:0	4:6:0	10	94d	9e	BC	nd	nd	nd	nd	nd	nd	nd	nd	nd
68616	MALL		6:4:0	6:4:0	10	94d	9f	BC	nd	nd	nd	nd	nd	nd	nd	nd	nd
68680	MALL		1:9:0	4:5:1	10	94d	9g	BC	nd	nd	nd	nd	nd	nd	nd	nd	nd
69133	MALL		1:9:0	6:4:0	10	94d	9h	BC	nd	nd	nd	nd	nd	nd	nd	nd	nd
69582	MALL		0:7:0	4:3:0	7	94d	9l	BC	nd	nd	nd	nd	nd	nd	nd	nd	nd
68948	MALL		0:5:0	4:1:0	5	94d	9j	BC	nd	nd	nd	nd	nd	nd	nd	nd	nd
70157	MALL		0:10:0	5:5:0	10	94d	9j	BC	nd	nd	nd	nd	nd	nd	nd	nd	nd
68450	MALL		0:10:0	3:7:0	10	94d	9k	BC	nd	nd	nd	nd	nd	nd	nd	nd	nd
68871	MALL		0:8:0	3:5:0	8	94d	9k	BC	nd	nd	nd	nd	nd	nd	nd	nd	nd
70262	MALL		0:2:0	0:2:0	2	94d	9k	BC	nd	nd	nd	nd	nd	nd	nd	nd	nd
68959	MALL		1:9:0	4:6:0	10	94d	9l	BC	nd	nd	nd	nd	nd	nd	nd	nd	nd
68795	MALL		2:3:0	4:1:0	5	94d	9m	BC	nd	nd	nd	nd	nd	nd	nd	nd	nd
70135	MALL		A	F	1	95a	9l	BC	nd	nd	nd	nd	nd	nd	nd	nd	nd
41859	NOPI	a	1:11:0	2:10:0	12	88b	9b	YT	tr	nd		nd	nd		nd	nd	nd
43471	NOPI		1:2:0	2:1:0	3	89d	9j	BC	tr	nd		tr	nd		nd	nd	nd
69262	NOPI		0:2:0	1:1:0	2	94b	9a	YT	nd	nd	nd	nd	nd	nd	nd	nd	nd
69708	NOPI		0:2:0	1:1:0	2	94b	9b	YT	nd	nd	nd	nd	nd	nd	nd	nd	nd

Table 5: Continued

values in mg/kg wet weight

USOX #	Species		Age I:A:U	Sex F:M:U	N	Year	Mapref	Prov	PCB Congener 182/187	183	185	194	195	200	201	203	206
68653	NOPI		0:6:0	3:3:0	6	94d	9f	BC	nd	nd	nd	nd	nd	nd	nd	nd	nd
70267	NOPI		3:4:0	2:5:0	7	94d	9h	BC	nd	nd	nd	nd	nd	nd	nd	nd	nd
70136	NOPI		A	F	1	94d	9i	BC	nd	nd	nd	nd	nd	nd	nd	nd	nd
70158	NOPI		0:10:0	7:3:0	10	94d	9i	BC	nd	nd	nd	nd	nd	nd	nd	nd	nd
70296	NOPI		1:5:0	5:1:0	6	94d	9j	BC	nd	nd	nd	nd	nd	nd	nd	nd	nd
68422	NOPI		0:5:0	1:4:0	5	94d	9k	BC	nd	nd	nd	nd	nd	nd	nd	nd	nd
70244	NOPI		A	F	1	94d	9k	BC	nd	nd	nd	nd	nd	nd	nd	nd	nd
43475	NSHO		2:1:0	2:1:0	3	89d	9j	BC	nd	nd		nd	nd		nd	nd	nd
69372	NSHO		0:3:0	1:2:0	3	94b	9a	YT	0.009	0.005	nd	0.002	0.001	nd	0.003	0.002	nd
68650	NSHO		0:8:0	4:4:0	8	94d	9f	BC	nd	nd	nd	nd	nd	nd	nd	nd	nd
70260	NSHO		4:0:0	1:3:0	4	94d	9j	BC	nd	nd	nd	nd	nd	nd	nd	nd	nd
68885	NSHO		0:6:0	3:3:0	6	94d	9k	BC	0.003	nd	nd	nd	nd	nd	nd	nd	nd
70291	NSHO		1:2:0	1:2:0	3	94d	9k	BC	nd	nd	nd	nd	nd	nd	nd	nd	nd
70217	NSHO		I	M	1	94d	9m	BC	nd	nd	nd	nd	nd	nd	nd	nd	nd
Pacific - Bay Ducks																	
40418	GRSC	b	I	F	1	88d	9i	BC	nd			nd					
69155	GRSC		1:1:0	1:1:0	2	95a	9i	BC	0.002	nd	nd	nd	nd	nd	nd	nd	nd
70342	GRSC		1:4:0	0:5:0	5	95a	9j	BC	0.006	0.002	nd	0.001	tr	nd	0.002	0.002	tr
40417	LESC	ab	I	F	1	88d	9b	YT	tr			nd					
43437	LESC		2:0:0	2:0:0	2	89d	9l	BC	nd	nd		nd	nd		nd	nd	nd
45979	LESC		0:10:0	1:9:0	10	90b	9b	YT	0.005	0.002		0.001	tr		0.002	0.001	tr
66038	LESC		0:5:0	5:0:0	5	94b	9b	YT	0.006	0.002	nd	nd	nd	nd	nd	nd	nd
70214	LESC		A	F	1	94d	9g	BC	nd	nd	nd	nd	nd	nd	nd	nd	nd
70239	LESC		A	F	1	94d	9k	BC	nd	nd	nd	nd	nd	nd	nd	nd	nd
66028	RNDU		A	F	1	94b	9b	YT	nd	nd	nd	nd	nd	nd	nd	nd	nd
68473	RNDU		1:1:0	1:1:0	2	94d	9e	BC	nd	nd	nd	nd	nd	nd	nd	nd	nd
68693	RNDU		I	M	1	94d	9f	BC	nd	nd	nd	nd	nd	nd	nd	nd	nd
68667	RNDU		2:0:0	0:2:0	2	94d	9g	BC	nd	nd	nd	nd	nd	nd	nd	nd	nd
68684	RNDU		0:2:0	2:0:0	2	94d	9g	BC	nd	nd	nd	nd	nd	nd	nd	nd	nd
70292	RNDU		1:1:0	2:0:0	2	94d	9k	BC	nd	nd	nd	nd	nd	nd	nd	nd	nd
Pacific - Sea Ducks																	
66025	BAGO		0:3:0	1:2:0	3	94b	9b	YT	nd	nd	nd	nd	nd	nd	nd	nd	nd
65315	BAGO		0:4:0	2:2:0	4	94b	9c	YT	nd	nd	nd	nd	nd	nd	nd	nd	nd
70261	BAGO		0:3:0	3:0:0	3	94d	9d	BC	nd	nd	nd	nd	nd	nd	nd	nd	nd
68664	BAGO		0:3:0	3:0:0	3	94d	9g	BC	tr	nd	nd	nd	nd	nd	nd	nd	nd
70294	BAGO		0:3:0	1:2:0	3	94d	9h	BC	nd	nd	nd	nd	nd	nd	nd	nd	nd
70334	BAGO		0:2:0	1:1:0	2	95a	9h	BC	nd	nd	nd	nd	nd	nd	nd	nd	nd
70293	BAGO		0:3:0	2:1:0	3	95a	9i	BC	0.002	tr	nd	nd	nd	nd	nd	nd	nd
70341	BAGO		0:2:0	0:2:0	2	95a	9j	BC	0.003	0.001	nd	nd	nd	nd	nd	nd	nd
65310	BUFF		0:3:0	2:1:0	3	94b	9c	YT	nd	nd	nd	nd	nd	nd	nd	nd	nd
69600	BUFF		0:3:0	2:1:0	3	94b	9c	YT	nd	nd	nd	nd	nd	nd	nd	nd	nd
70069	BUFF		4:4:0	3:5:0	8	94d	9d	BC	tr	tr	nd	nd	nd	nd	tr	nd	nd

Table 5: Continued

values in mg/kg wet weight

USOX #	Species	Age I:A:U	Sex F:M:U	N	Year	Mapref	Prov	PCB Congener 182/187	183	185	194	195	200	201	203	206
68519	BUFF	2:6:0	6:2:0	8	94d	9e	BC	nd	nd	nd	nd	nd	nd	nd	nd	nd
68660	BUFF	0:6:0	3:3:0	6	94d	9g	BC	nd	nd	nd	nd	nd	nd	nd	nd	nd
70213	BUFF	I	M	1	94d	9g	BC	nd	nd	nd	nd	nd	nd	nd	nd	nd
71065	BUFF	2:5:0	7:0:0	7	94d	9h	BC	nd	nd	nd	nd	nd	nd	nd	nd	nd
70326	BUFF	0:4:0	1:3:0	4	94d	9i	BC	nd	nd	nd	nd	nd	nd	nd	nd	nd
63049	BUFF	0:3:0	2:1:0	3	94d	9j	BC	nd	nd	nd	nd	nd	nd	nd	nd	nd
68525	BUFF	A	M	1	94d	9k	BC	tr	tr	nd	nd	nd	nd	nd	nd	nd
70327	BUFF	1:4:0	1:4:0	5	94d	9k	BC	tr	nd	nd	nd	nd	nd	nd	nd	nd
70330	BUFF	1:1:0	0:2:0	2	94d	9k	BC	0.001	tr	nd	tr	nd	nd	tr	tr	nd
70331	BUFF	1:1:0	1:1:0	2	94d	9l	BC	nd	nd	nd	nd	nd	nd	nd	nd	nd
70303	BUFF	0:3:0	0:3:0	3	95a	9i	BC	0.002	nd	nd	nd	nd	nd	nd	nd	nd
70335	BUFF	0:3:0	0:3:0	3	95a	9j	BC	0.002	tr	nd	tr	nd	nd	tr	tr	nd
41747	COGO	1:0:5	3:3:0	6	89d	9b	YT	nd	nd		nd	nd		nd	nd	nd
43434	COGO	3:1:0	2:2:0	4	89d	9l	BC	0.001	tr		tr	nd		tr	tr	nd
65316	COGO	A	F	1	94b	9c	YT	nd	nd	nd	nd	nd	nd	nd	nd	nd
70253	COGO	3:3:0	3:3:0	6	94d	9d	BC	nd	nd	nd	nd	nd	nd	nd	nd	nd
68510	COGO	2:3:0	3:2:0	5	94d	9e	BC	tr	nd	nd	nd	nd	nd	nd	nd	nd
68523	COGO	3:0:0	1:2:0	3	94d	9k	BC	tr	nd	nd	nd	nd	nd	nd	nd	nd
70230	COGO	A	M	1	94d	9k	BC	nd	nd	nd	nd	nd	nd	nd	nd	nd
69809	OLDS	1:2:0	1:2:0	3	94d	9c	YT	nd	nd	nd	nd	nd	nd	nd	nd	nd
43463	SUSC	0:10:0	3:7:0	10	89d	9j	BC	tr	tr		tr	nd		tr	tr	nd
43501	SUSC	0:3:0	1:2:0	3	89d	9j	BC	tr	tr		tr	nd		tr	tr	nd
45988	SUSC	0:4:0	1:3:0	4	90b	9b	YT	0.008	0.003		0.001	tr		0.001	0.001	tr
46015	WWSC a	1:5:0	0:6:0	6	90b	9b	YT	tr	nd		nd	nd		nd	nd	nd
Pacific - Mergansers																
68799	HOME	0:3:0	2:1:0	3	94d	9m	BC	nd	nd	nd	nd	nd	nd	nd	nd	nd
70134	HOME	A	M	1	95a	9i	BC	0.001	nd	nd	tr	nd	nd	tr	tr	nd
Eastern Arctic - Terrestrial Browsers																
52147	ROPT	A	F	1	91c	10o	PQ	nd	nd	nd	tr	nd	nd	tr	tr	nd
52145	ROPT	1:2:0	1:2:0	3	91d	10o	PQ	tr	nd	nd	nd	nd	nd	tr	tr	nd
55517	ROPT	0:4:0	2:2:0	4	92b	10i	PQ	nd	nd	nd	nd	nd	nd	nd	nd	nd
64154	ROPT	0:5:0	3:2:0	5	93b	10d	NT	nd	nd	nd	nd	nd	nd	nd	nd	nd
63539	ROPT	0:10:0	4:6:0	10	93d	10a	NT	nd	nd	nd	nd	nd	nd	nd	nd	nd
64484	ROPT	0:9:0	5:4:0	9	94a	10k	NT	nd	nd	nd	nd	nd	nd	nd	nd	nd
52146	WIPT	I	M	1	91c	10o	PQ	tr	nd	nd	nd	nd	nd	tr	nd	nd
56233	WIPT	A	M	1	92d	10i	PQ	nd	nd	nd	nd	nd	nd	nd	nd	nd
60489	WIPT	0:5:0	3:2:0	5	93b	10d	NT	nd	nd	nd	nd	nd	nd	nd	nd	nd

Table 5: Continued

values in mg/kg wet weight

USOX #	Species	Age I:A:U	Sex F:M:U	N	Year	Mapref	Prov	PCB Congener 182/187	183	185	194	195	200	201	203	206
Eastern Arctic - Geese & Swans																
44153	CAGO	0:13:0	6:7:0	13	89c	10m	PQ	tr	nd		nd	nd		tr	nd	nd
46654	CAGO	9:0:1	9:1:0	10	90b	10k	NT	nd	nd		nd	nd		nd	nd	nd
49246	CAGO	0:2:0	1:1:0	2	91b	10e	NT	tr	nd	nd	nd	nd	nd	nd	nd	nd
51805	CAGO	I	M	1	91c	10i	PQ	nd	nd	nd	nd	nd	nd	nd	nd	nd
50258	CAGO	1:4:0	4:1:0	5	91c	10o	PQ	tr	nd	nd	tr	nd	nd	tr	nd	tr
51978	CAGO	2:0:0	0:2:0	2	91d	10j	PQ	nd	nd	nd	nd	nd	nd	nd	nd	nd
51979	CAGO	0:2:0	2:0:0	2	91d	10j	PQ	nd	nd	nd	nd	nd	nd	nd	nd	nd
55497	CAGO	A	F	1	92b	10i	PQ	nd	nd	nd	nd	nd	nd	nd	nd	nd
55554	CAGO	0:8:0	2:6:0	8	92b	10p	LB	tr	nd	nd	nd	nd	nd	tr	nd	nd
55671	CAGO	0:3:0	3:0:0	3	92c	10l	PQ	nd	nd	nd	nd	nd	nd	nd	nd	nd
56200	CAGO	0:6:0	4:2:0	6	92d	10i	PQ	nd	nd	nd	nd	nd	nd	nd	nd	nd
56193	CAGO	A	M	1	92d	10n	PQ	nd	nd	nd	nd	nd	nd	nd	nd	nd
69056	CAGO	1:5:0	4:2:0	6	93b	10c	NT	nd	nd	nd	nd	nd	nd	nd	nd	nd
60490	CAGO	0:10:0	3:7:0	10	93b	10d	NT	nd	nd	nd	nd	nd	nd	nd	nd	nd
69077	CAGO	0:7:0	4:3:0	7	93b	10e	NT	nd	nd	nd	nd	nd	nd	nd	nd	nd
64510	CAGO	I	F	1	93d	10p	LB	nd	nd	nd	nd	nd	nd	nd	nd	nd
56632	GSGO	0:10:0	9:1:0	10	92c	10b	NT	tr	tr	nd	tr	tr	nd	tr	tr	tr
57008	GSGO	8:0:0	3:5:0	8	92c	10b	NT	nd	nd	nd	nd	nd	nd	nd	nd	nd
43107	LSGO	0:4:0	4:0:0	4	89b	10e	NT	nd	nd		nd	nd		nd	nd	nd
43108	LSGO	0:6:0	0:6:0	6	89b	10e	NT	nd	nd		nd	nd		nd	nd	nd
49331	LSGO	I	F	1	91b	10e	NT	tr	nd	nd	nd	nd	nd	nd	nd	nd
49332	LSGO	0:7:0	0:7:0	7	91b	10e	NT	tr	nd	nd	nd	nd	nd	nd	nd	nd
49333	LSGO	0:7:0	7:0:0	7	91b	10e	NT	nd	nd	nd	nd	nd	nd	nd	nd	nd
51795	LSGO	0:4:0	1:3:0	4	91b	10i	PQ	nd	nd	nd	nd	nd	nd	nd	nd	nd
51798	LSGO	1:1:0	1:1:0	2	91d	10j	PQ	nd	nd	nd	nd	nd	nd	nd	nd	nd
55334	LSGO	0:5:0	4:1:0	5	92b	10l	PQ	nd	nd	nd	nd	nd	nd	nd	nd	nd
55339	LSGO	0:4:0	2:2:0	4	92b	10n	PQ	nd	nd	nd	nd	nd	nd	nd	nd	nd
55673	LSGO	A	M	1	92c	10l	PQ	nd	nd	nd	nd	nd	nd	nd	nd	nd
55672	LSGO	A	M	1	92c	10n	PQ	tr	nd	nd	nd	nd	nd	nd	nd	nd
56073	LSGO	1:8:0	3:6:0	9	92d	10i	PQ	nd	nd	nd	nd	nd	nd	nd	nd	nd
64533	LSGO	0:10:0	5:5:0	10	93b	10c	NT	nd	nd	nd	nd	nd	nd	nd	nd	nd
69049	LSGO	0:10:0	6:4:0	10	93b	10e	NT	nd	nd	nd	tr	nd	nd	nd	nd	nd
60926	LSGO	0:10:0	7:3:0	10	93b	10g	NT	nd	nd	nd	nd	nd	nd	nd	nd	nd
Eastern Arctic - Dabbling Ducks																
44194	ABDU	0:9:0	4:5:0	9	89c	10m	PQ	0.001	tr		tr	tr		tr	tr	tr
44163	AGWT	0:5:0	4:1:0	5	89c	10m	PQ	tr	tr		tr	tr		tr	tr	tr
44238	NOPI	0:6:0	4:2:0	6	89c	10m	PQ	tr	nd		nd	nd		nd	nd	nd

Table 5: Continued

values in mg/kg wet weight

USOX #	Species		Age I:A:U	Sex F:M:U	N	Year	Mapref	Prov	PCB Congener 182/187	183	185	194	195	200	201	203	206
Eastern Arctic - Bay Ducks																	
44249	RNDU		A	M	1	89c	10m	PQ	tr	nd		nd	nd		tr	nd	nd
Eastern Arctic - Sea Ducks																	
44135	BLSC		0:8:0	8:0:0	8	89c	10m	PQ	0.006	0.003		0.002	0.002		0.005	0.004	0.002
51769	BLSC		0:5:0	5:0:0	5	91d	10j	PQ	tr	nd	nd	nd	nd	nd	nd	nd	nd
55743	BLSC		0:2:0	0:2:0	2	92u	10l	PQ	0.014	0.005	nd	0.002	0.003	0.001	0.002	0.002	0.003
40634	COEI	b	0:2:0	2:0:0	2	88d	10k	NT	0.002			tr					
40870	COEI	b	0:5:0	0:5:0	5	88d	10k	NT	tr			nd					
40871	COEI	b	5:0:0	1:4:0	5	88d	10k	NT	tr			nd					
43279	COEI		5:0:0	3:2:0	5	90a	10h	NT	tr	nd		nd	nd		nd	nd	nd
43280	COEI		0:3:0	3:0:0	3	90a	10h	NT	tr	nd		tr	nd		nd	nd	nd
51789	COEI		0:3:0	1:2:0	3	91c	10i	PQ	tr	tr	nd	tr	nd	nd	tr	tr	nd
50172	COEI		0:6:0	5:1:0	6	91c	10o	PQ	tr	tr	nd	tr	nd	nd	tr	nd	nd
51783	COEI		0:3:0	3:0:0	3	91d	10j	PQ	tr	tr	nd	nd	nd	nd	nd	nd	nd
59720	COEI		0:10:0	3:7:0	10	93b	10a	NT	0.001	nd	nd	nd	nd	nd	nd	nd	nd
69106	COEI		0:10:0	6:4:0	10	93b	10e	NT	nd	nd	nd	nd	nd	nd	nd	nd	nd
69095	COEI		0:10:0	6:4:0	10	93b	10f	NT	tr	nd	nd	nd	nd	nd	nd	nd	nd
61403	COEI		0:10:0	2:8:0	10	93b	10g	NT	0.002	nd	nd	nd	nd	nd	nd	nd	nd
64522	COEI		6:1:0	3:4:0	7	93d	10p	LB	nd	nd	nd	nd	nd	nd	nd	nd	nd
51784	KIEI		A	M	1	91c	10i	PQ	0.002	tr	nd	tr	tr	tr	tr	tr	tr
51790	KIEI		1:1:0	1:1:0	2	91d	10j	PQ	tr	nd	nd	nd	nd	nd	nd	nd	nd
64555	KIEI		0:10:0	3:7:0	10	93c	10c	NT	0.001	nd	nd	nd	nd	nd	nd	nd	nd
50357	OLDS		0:5:0	3:2:0	5	91c	10o	PQ	0.009	0.005	nd	0.004	0.002	tr	0.005	0.004	0.004
51521	OLDS		A	F	1	91d	10j	PQ	0.005	0.002	nd	tr	tr	tr	0.001	tr	tr
51980	OLDS		4:0:0	3:1:0	4	91d	10j	PQ	tr	tr	nd	nd	nd	nd	nd	nd	nd
56232	OLDS		0:3:0	0:3:0	3	92d	10l	PQ	0.007	0.003	nd	0.002	0.001	tr	0.003	0.003	tr
60488	OLDS		0:9:1	4:5:1	10	93b	10d	NT	0.011	0.005	nd	0.003	0.002	tr	0.005	0.003	tr
69038	OLDS		0:10:0	3:7:0	10	93b	10e	NT	0.074	0.037	nd	0.020	0.010	0.005	0.031	0.026	0.014
60915	OLDS		0:10:0	7:3:0	10	93b	10g	NT	0.006	0.002	nd	0.001	nd	nd	0.002	0.001	tr
64544	OLDS		0:10:0	2:8:0	10	93c	10c	NT	0.011	0.005	nd	0.003	0.002	0.001	0.005	0.003	0.002
64096	OLDS		0:10:0	5:5:0	10	93d	10k	NT	0.017	0.007	nd	0.006	0.003	0.002	0.009	0.007	0.004
44180	SUSC		0:4:0	2:2:0	4	89c	10m	PQ	0.003	0.001		tr	tr		tr	tr	tr
55747	SUSC		A	M	1	92u	10l	PQ	0.015	0.007	nd	0.005	0.004	0.001	0.006	0.006	0.006
Eastern Arctic - Mergansers																	
44263	COME		0:13:0	3:10:0	13	89c	10m	PQ	0.099	0.058		0.040	0.028		0.064	0.044	0.007
44171	HOME		0:3:0	1:2:0	3	89c	10m	PQ	0.005	0.003		0.002	tr		0.003	0.003	tr
44204	RBME		0:5:0	5:0:0	5	89c	10m	PQ	0.015	0.009		0.006	0.003		0.010	0.007	0.001
50259	RBME		A	M	1	91b	10o	PQ	0.098	0.064	0.003	0.036	0.012	0.009	0.048	0.044	0.015
51803	RBME		I	M	1	91d	10j	PQ	tr	tr	nd	tr	nd	nd	tr	tr	tr
51981	RBME		0:4:0	4:0:0	4	91d	10j	PQ	0.001	tr	nd	tr	tr	nd	tr	tr	nd

Table 5: Continued

values in mg/kg wet weight

USOX #	Species	Age I:A:U	Sex F:M:U	N	Year	Mapref	Prov	PCB Congener 182/187	183	185	194	195	200	201	203	206
56479	RBME	2:0:0	2:0:0	2	92c	10o	PQ	0.001	tr	nd	tr	tr	nd	tr	tr	nd
55746	RBME	0:2:0	2:0:0	2	92u	10l	PQ	0.031	0.013	nd	0.006	0.004	0.002	0.012	0.007	0.004
64514	RBME	1:2:0	1:2:0	3	93d	10p	LB	0.002	tr	nd	tr	nd	nd	tr	tr	nd
Eastern Arctic - Loons																
44245	COLO	0:2:0	1:1:0	2	89c	10m	PQ	0.046	0.015		0.010	0.009		0.020	0.010	0.004
51848	COLO	0:2:0	1:1:0	2	91c	10i	PQ	0.025	0.009	nd	0.007	0.003	0.003	0.010	0.007	0.005
50252	COLO	A	M	1	91c	10j	PQ	0.081	0.027	0.002	0.015	0.006	0.009	0.023	0.012	0.007
50192	COLO	0:3:0	2:1:0	3	91c	10o	PQ	0.034	0.011	tr	0.008	0.003	0.004	0.013	0.008	0.006
51845	COLO	3:0:0	1:0:2	3	91d	10j	PQ	tr	tr	nd	tr	nd	nd	tr	tr	nd
56012	COLO a	0:5:0	4:1:0	5	92b	10l	PQ	0.033	0.010	tr	0.004	0.003	0.003	0.009	0.005	0.004
56312	COLO	0:2:1	2:0:1	3	92d	10l	PQ	0.006	0.004	nd	0.004	0.002	tr	0.005	0.004	0.002
50195	RTLO	0:2:0	0:2:0	2	91b	10o	PQ	0.050	0.019	0.001	0.013	0.006	0.006	0.021	0.011	0.009
Western Arctic - Terrestrial Browsers																
63677	ROPT	0:3:0	2:1:0	3	93d	11d	NT	nd	nd	nd	nd	nd	nd	nd	nd	nd
63706	SPGR	0:4:0	3:1:0	4	93d	11d	NT	nd	nd	nd	nd	nd	nd	nd	nd	nd
68862	SPGR	0:5:0	1:4:0	5	94d	11a	YT	nd	nd	nd	nd	nd	nd	nd	nd	nd
63714	STGR	3:4:0	3:4:0	7	93d	11d	NT	nd	nd	nd	nd	nd	nd	nd	nd	nd
58359	WIPT	0:10:0	4:6:0	10	93a	11e	NT	nd	nd	nd	nd	nd	nd	nd	nd	nd
59731	WIPT	0:10:0	3:7:0	10	93b	11g	NT	nd	nd	nd	nd	nd	nd	nd	nd	nd
63687	WIPT	0:8:0	7:1:0	8	93d	11d	NT	nd	nd	nd	nd	nd	nd	nd	nd	nd
69569	WIPT	A	F	1	94d	11a	YT	nd	nd	nd	nd	nd	nd	nd	nd	nd
69885	WIPT	0:4:0	4:0:0	4	94d	11a	YT	nd	nd	nd	nd	nd	nd	nd	nd	nd
Western Arctic - Geese & Swans																
69024	BLBR	0:5:0	2:3:0	5	94b	11b	NT	nd	nd	nd	nd	nd	nd	nd	nd	nd
44791	CAGO	0:10:0	4:6:0	10	90b	11h	NT	nd	nd		nd	nd		nd	nd	nd
62335	CAGO	3:7:0	8:2:0	10	93u	11d	NT	nd	nd	nd	nd	nd	nd	nd	nd	nd
65616	CAGO	0:4:0	0:4:0	4	94b	11a	YT	nd	nd	nd	nd	nd	nd	nd	nd	nd
65799	CAGO	A	F	1	94b	11a	YT	nd	nd	nd	nd	nd	nd	nd	nd	nd
43109	LSGO	0:4:0	2:2:0	4	89b	11b	NT	nd	nd		nd	nd		nd	nd	nd
43110	LSGO	6:0:0	2:3:1	6	89b	11b	NT	nd	nd		nd	nd		nd	nd	nd
66076	LSGO	0:10:0	5:5:0	10	94b	11b	NT	nd	nd	nd	nd	nd	nd	nd	nd	nd
69027	WHSW	0:6:0	3:3:0	6	94b	11b	NT	nd	nd	nd	nd	nd	nd	nd	nd	nd
Western Arctic - Dabbling Ducks																
58724	AGWT	0:8:0	3:5:0	8	93b	11e	NT	nd	nd	nd	nd	nd	nd	nd	nd	nd
69171	AGWT	0:5:0	1:4:0	5	94b	11a	YT	0.002	nd	nd	nd	nd	nd	nd	nd	nd
58706	AMWI	0:5:0	2:3:0	5	93b	11e	NT	nd	nd	nd	nd	nd	nd	nd	nd	nd
65599	AMWI	0:5:0	3:2:0	5	94b	11a	YT	nd	nd	nd	nd	nd	nd	nd	nd	nd

Table 5: Continued

values in mg/kg wet weight

USOX #	Species	Age I:A:U	Sex F:M:U	N	Year	Mapref	Prov	PCB Congener 182/187	183	185	194	195	200	201	203	206
39916	MALL b	9:1:0	6:4:0	10	88d	11e	NT									
58691	MALL	0:10:0	0:10:0	10	93b	11e	NT	nd	nd	nd	nd	nd	nd	nd	nd	nd
65611	MALL	0:5:0	3:2:0	5	94b	11a	YT	nd	nd	nd	nd	nd	nd	nd	nd	nd
45942	NOPI	0:5:0	0:5:0	5	90b	11a	YT	0.004	0.003		0.002	tr		0.003	0.002	tr
58699	NOPI	0:7:0	2:5:0	7	93b	11e	NT	nd	nd	nd	nd	nd	nd	nd	nd	nd
65605	NOPI	0:5:0	1:4:0	5	94b	11a	YT	nd	nd	nd	nd	nd	nd	nd	nd	nd
Western Arctic - Bay Ducks																
58700	CANV	A	M	1	93b	11e	NT	0.002	nd	nd	tr	nd	nd	0.001	tr	tr
45882	LESC	0:8:0	0:8:0	8	90b	11a	YT	0.007	0.003		0.002	0.001		0.004	0.003	tr
58730	LESC	0:5:0	1:4:0	5	93b	11e	NT	0.003	0.001	nd	tr	tr	nd	0.002	0.001	tr
65793	LESC	A	F	1	94b	11a	YT	0.003	0.001	nd	tr	nd	nd	0.002	tr	tr
58731	RNDU	0:3:0	1:2:0	3	93b	11e	NT	tr	nd	nd	nd	nd	nd	nd	nd	nd
Western Arctic - Sea Ducks																
65792	BAGO	A	M	1	94b	11a	YT	tr	nd	nd	nd	nd	nd	nd	nd	nd
58712	BUFF	0:5:0	2:3:0	5	93b	11e	NT	0.002	nd	nd	tr	nd	nd	tr	tr	nd
69709	COGO	0:2:0	0:2:0	2	94b	11a	YT	nd	nd	nd	nd	nd	nd	nd	nd	nd
43111	KIEI	0:3:0	3:0:0	3	89b	11c	NT	0.002	nd		nd	nd		nd	nd	nd
43112	KIEI	0:7:0	0:7:0	7	89b	11c	NT	tr	nd		nd	nd		nd	nd	nd
61645	OLDS	0:10:0	1:9:0	10	93b	11b	NT	nd	nd	nd	nd	nd	nd	nd	nd	nd
59742	OLDS	0:10:0	5:5:0	10	93b	11g	NT	0.001	nd	nd	nd	nd	nd	nd	nd	nd
62171	OLDS	0:10:0	2:8:0	10	93c	11c	NT	tr	tr	nd	nd	nd	nd	nd	nd	nd
63701	OLDS	A	M	1	93d	11d	NT	0.001	nd	nd	nd	nd	nd	nd	nd	nd
66065	OLDS	0:9:0	5:4:0	9	94b	11b	NT	0.001	nd	nd	tr	nd	nd	nd	nd	nd
45888	SUSC	0:5:0	1:4:0	5	90b	11a	YT	tr	tr		tr	nd		nd	nd	nd
63697	SUSC	1:7:0	3:5:0	8	93c	11d	NT	0.015	0.006	nd	0.002	tr	tr	0.003	0.002	tr
69183	SUSC	0:5:0	1:4:0	5	94b	11a	YT	0.006	0.002	nd	nd	nd	nd	nd	nd	nd
46019	WWSC	0:7:0	1:6:0	7	90b	11a	YT	tr	tr		tr	nd		nd	nd	nd
63698	WWSC	0:2:0	2:0:0	2	93c	11d	NT	nd	nd	nd	nd	nd	nd	nd	nd	nd
69237	WWSC	0:5:0	1:4:0	5	94b	11a	YT	nd	nd	nd	nd	nd	nd	nd	nd	nd
68856	WWSC	0:5:0	5:0:0	5	94d	11a	YT	nd	nd	nd	nd	nd	nd	nd	nd	nd
Western Arctic - Loons																
70302	COLO	I	M	1	94c	11f	NT	nd	nd	nd	nd	nd	nd	nd	nd	nd
59744	PALO	A	M	1	93b	11g	NT	0.013	0.007	nd	0.005	0.002	0.001	0.006	0.005	0.002
70301	RTLO	A	F	1	94b	11f	NT	0.020	0.010	nd	0.005	0.002	0.002	0.008	0.006	0.002
70613	RTLO	A	M	1	94c	11f	NT	0.088	0.037	nd	0.017	0.008	0.006	0.029	0.017	0.015
59743	YBLO	A	F	1	93b	11g	NT	0.003	0.003	nd	0.001	nd	nd	0.001	0.001	nd

Table 6: Randomization Test Summary

Comparison	HCB	S_CBz	S_HCH	OCS	S_CHL	DDE	S_DDT	S_Mirex	Dieldrin	S_PCB	As	Se	Hg	Cd
Browsers														
Eastern vs Western Canada	-	-	-	-	-	-	-	-	-	-	-	ns	-	-
Northern vs Southern Canada	-	-	-	-	-	-	-	-	-	-	-	0.010	-	-
Regional (NE - NW - SE - SW)	-	-	-	-	-	-	-	-	-	-	-	ns	-	-
Geese & Swans														
Eastern vs Western Canada	0.004	ns	-	-	-	0.010	0.037	-	-	-	-	0.010	-	-
Northern vs Southern Canada	0.000	0.000	-	-	-	ns	ns	-	-	-	-	0.008	-	-
Regional (NE - NW - SE - SW)	*	*	-	-	-	ns	ns	-	-	-	-	*	-	-
Dabbling Ducks														
Eastern vs Western Canada	ns	ns	-	-	-	ns	ns	-	-	0.000	-	0.000	-	-
Northern vs Southern Canada	0.040	0.038	-	-	-	ns	0.050	-	-	ns	-	ns	-	-
Regional (NE - NW - SE - SW)	ns	ns	-	-	-	ns	ns	-	-	ns	-	ns	-	-
Bay Ducks														
Eastern vs Western Canada	ns	ns	-	-	0.047	ns	ns	-	-	ns	-	ns	0.027	-
Northern vs Southern Canada	ns	ns	-	-	ns	ns	ns	-	-	ns	-	ns	ns	-
Regional (NE - NW - SE - SW)	ns	ns	-	-	ns	ns	ns	-	-	ns	-	ns	ns	-
Sea Ducks														
Eastern vs Western Canada	ns	ns	ns	-	0.013	ns	ns	-	0.037	0.027	-	ns	ns	-
Northern vs Southern Canada	0.027	0.038	ns	-	ns	ns	ns	-	ns	ns	-	ns	ns	-
Regional (NE - NW - SE - SW)	ns	*	ns	-	*	ns	ns	-	ns	ns	-	*	ns	-
Mergansers														
Eastern vs Western Canada	ns	ns	ns	ns	ns	ns	ns	ns	ns	ns	-	ns	ns	-
Northern vs Southern Canada	ns	ns	ns	ns	ns	ns	ns	0.030	ns	ns	-	0.002	ns	-
Regional (NE - NW - SE - SW)	ns	ns	ns	ns	ns	ns	ns	ns	ns	ns	-	ns	ns	-
Loons														
Eastern vs Western Canada	ns	ns	0.000	ns	ns	ns	ns	ns	ns	ns	-	ns	ns	-
Northern vs Southern Canada	ns	ns	0.035	ns	0.023	ns	ns	ns	ns	ns	-	0.001	ns	-
Regional (NE - NW - SE - SW)	ns	ns	*	ns	ns	ns	ns	ns	ns	ns	-	*	ns	-

Table 6: Continued

Comparison	HCB	S_CBz	S_HCH	OCS	S_CHL	DDE	S_DDT	S_Mirex	Dieldrin	S_PCB	As	Se	Hg	Cd
Trophic Group Comparisons														
Eastern Canada	*	*	-	-	*	*	*	-	ns	*	ns	ns	*	-
Western Canada	-	-	-	-	-	*	*	-	-	-	-	*	-	-
Northern Canada	*	*	-	-	*	*	*	-	ns	*	-	*	-	-
Southern Canada	*	*	-	-	*	*	*	-	-	*	-	ns	*	-
Northeastern Canada	ns	*	-	-	ns	ns	ns	-	ns	ns	ns	ns	-	-
Northwestern Canada	ns	ns	-	-	*	*	*	-	ns	*	-	*	-	-
Southeastern Canada	*	*	-	-	*	*	*	-	-	*	ns	ns	*	-
Southwestern Canada	-	-	-	-	-	ns	ns	-	-	-	-	ns	-	-
National	*	*	-	-	*	*	*	-	ns	*	-	*	*	-

-: Not analyzed (More than 40% of values were non-detects)
ns: not significant (at a=0.05)
*: There are significant differences (see Table 7 for details of which trophic levels or regions are different)
numbers are the significant (at a=0.05) p values associated with the test

Table 7: Randomization Test - Details of Significant Multiple Comparisons
(Solid lines connect those groups which are not significantly different)

Comparison	VAR.	LOWEST >>> >>> >>> >>> HIGHEST
Grazers (regional)	HCB	SW SE NW NE
	S_CBz	SW SE NE NW
	Se	SE SW NE NW
Sea Ducks (regional)	S_CBz	SW SE NW NE
	S_CHL	SW NW SE NE
	Se	SW NE SE NW
Loons (regional)	S_HCH	SE NE NW
	Se	SE NW NE
National	HCB	BR GR IN DD BD FD SD LN
	S_CBz	BR GR IN DD BD FD SD LN
	S_CHL	BR GR DD IN BD FD SD LN
	DDE	BR GR IN DD BD SD FD LN
	S_DDT	BR GR IN DD BD SD FD LN
	S_PCB	BR GR IN DD BD SD FD LN
	Se	BR GR BD DD IN LN FD SD
	Hg	BR GR DD BD IN SD FD LN

Table 7: Continued

Comparison	VAR.	LOWEST	>>>	>>>	>>>	>>>	HIGHEST		
Eastern Canada	HCB	BR	GR	IN	DD	BD	FD	SD	LN
	S_CBz	BR	GR	IN	DD	BD	FD	SD	LN
	S_CHL	BR	GR	IN	DD	BD	FD	SD	LN
	DDE	BR	GR	IN	DD	BD	SD	FD	LN
	S_DDT	BR	GR	IN	DD	BD	SD	FD	LN
	S_PCB	BR	GR	IN	DD	BD	SD	FD	LN
	Hg	BR	GR	DD	BD	IN	SD	FD	LN
Western Canada	DDE	IN	BR	SD	BD	GR	DD	FD	
	S_DDT	IN	BR	SD	BD	GR	DD	FD	
	Hg	IN	BR	DD	GR	FD	BD	SD	
Northern Canada	HCB	BR	GR	BD	DD	FD	SD	LN	
	S_CBz	BR	GR	BD	DD	FD	SD	LN	
	S_CHL	BR	GR	DD	BD	FD	SD	LN	
	DDE	BR	GR	BD	DD	SD	LN	FD	
	S_DDT	BR	GR	BD	DD	SD	LN	FD	
	S_PCB	BR	GR	DD	BD	SD	LN	FD	
	Se	BD	BR	DD	GR	SD	FD	LN	

Table 7: Continued

Comparison	VAR.	LOWEST >>> >>> >>> >>> HIGHEST							
Southern Canada	HCB	BR	GR	IN	DD	BD	SD	FD	LN
	S_CBz	BR	GR	IN	DD	BD	FD	SD	LN
	S_CHL	BR	GR	DD	IN	BD	SD	FD	LN
	DDE	BR	GR	IN	DD	BD	SD	FD	LN
	S_DDT	BR	GR	IN	DD	BD	SD	FD	LN
	S_PCB	BR	GR	DD	IN	BD	SD	FD	LN
	Hg	BR	GR	DD	BD	IN	SD	FD	LN
Northeastern Canada	S_CBz	BR	GR	DD	BD	FD	SD	LN	
Northwestern Canada	S_CHL	BR	GR	DD	BD	SD	LN		
	DDE	BR	GR	SD	BD	DD	LN		
	S_DDT	BR	GR	SD	BD	DD	LN		
	S_PCB	GR	BR	DD	SD	BD	LN		
	Se	BR	BD	GR	DD	SD	LN		
Southeastern Canada	HCB	BR	GR	IN	DD	BD	FD	SD	LN
	S_CBz	BR	GR	IN	DD	BD	FD	SD	LN
	S_CHL	BR	IN	GR	DD	BD	SD	FD	LN

Table 7: Continued

Comparison	VAR.	LOWEST	>>>	>>>	>>>	>>>	HIGHEST	
Southeastern Canada cont'd	DDE	BR GR	DD	IN	BD	SD	FD	LN
	S_DDT	BR GR	IN	DD	BD	SD	FD	LN
	S_PCB	BR GR	IN	DD	BD	SD	FD	LN
	Hg	BR GR	DD	BD	IN	SD	FD	LN

Table 8: Organochlorines in pectoral muscle of seabirds and other species - 1987-95

(values in mg/kg wet weight)

USOX #	Species	Age I:A:U	Sex F:M:U	N	yr	Mapref	Prov	% Lipid	oxy-chlordane	trans-chlordane	cis-chlordane	trans-nonachlor	cis-nonachlor	heptachlor epoxide	S_CHL	S_PCB
Newfoundland - Alcids																
57507	ATPU	0:2:0	1:1:0	2	92d	1j	NF	4.43	0.001	nd	tr	0.002	tr	0.001	0.005	0.011
57860	ATPU	3:6:0	6:3:0	9	92d	1k	NF	3.70	0.001	nd	nd	0.002	tr	0.001	0.005	0.030
57819	BLGU	A	M	1	92d	1e	NF	2.80	0.001	nd	nd	tr	tr	tr	0.003	0.014
57260	DOVE	0:2:1	1:2:0	3	92d	1j	NF	4.05	0.001	nd	tr	0.002	tr	0.002	0.005	0.006
57872	DOVE	0:3:6	1:8:0	9	92d	1j	NF	3.50	0.002	nd	nd	0.002	nd	0.001	0.005	0.004
47986	COMU	A	F	1	90a	1h	NF	4.34	0.001	nd	tr	nd	nd	tr	0.002	0.020
58100	COMU	1:4:0	0:5:0	5	93a	1j	NF	2.80	0.005	nd	nd	nd	nd	0.002	0.006	0.060
58108	TBMU	0:7:0	3:4:0	7	93a	1f	NF	2.10	0.003	nd	nd	nd	tr	0.001	0.005	0.027
47985	TBMU	0:3:0	3:0:0	3	90a	1h	NF	3.23	tr	nd	nd	tr	tr	tr	0.002	0.006
Newfoundland - Gulls																
57836	BLKI	1:7:0	7:1:0	8	92d	1k	NF	8.30	0.017	nd	0.002	0.007	0.003	0.005	0.034	0.252
Labrador - Gulls																
57080	BLKI	0:8:0	2:6:0	8	92d	2d	LB	7.59	0.014	nd	tr	0.005	0.002	0.004	0.025	0.365
Eastern Arctic - Alcids																
50165	BLGU	0:5:0	0:5:0	5	91c	10j	PQ	2.81	0.006	tr	nd	0.004	0.006	0.004	0.020	0.053
50179	BLGU	0:5:0	4:1:0	5	91c	10o	PQ	2.61	0.008	tr	nd	0.005	0.005	0.005	0.024	0.044
49500	TBMU	0:5:0	3:2:0	5	91c	10i	PQ	2.96	0.007	nd	nd	tr	tr	tr	0.009	0.064
51778	TBMU	0:4:0	1:3:0	4	91c	10i	PQ	3.29	0.007	nd	tr	tr	tr	0.001	0.010	0.034
Eastern Arctic - Gulls																
51571	GLGU	2:1:0	3:0:0	3	91d	10j	PQ	6.61	0.117	tr	tr	0.023	0.003	0.002	0.146	0.782
55768	GLGU a	0:2:0	0:2:0	2	92c	10l	PQ	4.91	0.341	0.004	0.002	0.146	0.026	0.084	0.602	2.224
55496	HERG	0:3:0	1:2:0	3	92b	10l	PQ	7.07	0.077	nd	nd	0.017	0.003	0.013	0.109	1.666
51574	HERG	1:1:0	2:0:0	2	91d	10j	PQ	6.17	0.066	nd	nd	0.011	0.002	0.013	0.092	1.230
50528	HERG	0:3:0	2:1:0	3	91c	10l	PQ	2.88	0.083	nd	tr	0.011	0.003	0.015	0.112	2.369
Pacific - Other Species																
68681	AMCO	A	F	1	94d	9g	BC	3.60	nd	nd	nd	nd	nd	nd	nd	nd

Table 8: Continued

(values in mg/kg wet weight)

USOX #	Species	Age I:A:U	Sex F:M:U	N	yr	Mapref	Prov	OCS	Photo-mirex	Mirex	S_Mirex	pp'-DDE	pp'-DDD	pp'-DDT	S_DDT	Dieldrin
Newfoundland - Alcids																
57507	ATPU	0:2:0	1:1:0	2	92d	1j	NF	tr	nd	tr	tr	0.005	nd	0.002	0.006	0.002
57860	ATPU	3:6:0	6:3:0	9	92d	1k	NF	tr	tr	nd	tr	0.006	nd	nd	0.006	0.006
57819	BLGU	A	M	1	92d	1e	NF	nd	tr	nd	tr	0.004	nd	nd	0.004	nd
57260	DOVE	0:2:1	1:2:0	3	92d	1j	NF	tr	nd	nd	nd	0.002	tr	nd	0.002	0.001
57872	DOVE	0:3:6	1:8:0	9	92d	1j	NF	tr	nd	nd	nd	0.001	nd	nd	0.001	0.003
47986	COMU	A	F	1	90a	1h	NF	tr	tr	tr	tr	0.019	nd	nd	0.019	0.001
58100	COMU	1:4:0	0:5:0	5	93a	1j	NF	0.001	tr	tr	0.002	0.036	nd	nd	0.036	0.003
58108	TBMU	0:7:0	3:4:0	7	93a	1f	NF	0.001	tr	nd	tr	0.011	nd	nd	0.011	0.002
47985	TBMU	0:3:0	3:0:0	3	90a	1h	NF	tr	nd	nd	tr	0.005	nd	tr	0.006	nd
Newfoundland - Gulls																
57836	BLKI	1:7:0	7:1:0	8	92d	1k	NF	0.002	0.004	0.004	0.008	0.036	0.002	nd	0.038	0.008
Labrador - Gulls																
57080	BLKI	0:8:0	2:6:0	8	92d	2d	LB	0.002	0.003	0.005	0.009	0.037	tr	0.010	0.047	0.004
Eastern Arctic - Alcids																
50165	BLGU	0:5:0	0:5:0	5	91c	10j	PQ	0.003	tr	0.001	0.002	0.029	tr	0.006	0.036	0.003
50179	BLGU	0:5:0	4:1:0	5	91c	10o	PQ	0.003	tr	tr	0.002	0.022	tr	0.007	0.029	0.005
49500	TBMU	0:5:0	3:2:0	5	91c	10i	PQ	0.002	nd	tr	tr	0.080	nd	tr	0.080	0.002
51778	TBMU	0:4:0	1:3:0	4	91c	10i	PQ	0.002	tr	tr	tr	0.040	nd	tr	0.041	0.003
Eastern Arctic - Gulls																
51571	GLGU	2:1:0	3:0:0	3	91d	10j	PQ	0.003	0.016	0.009	0.025	0.670	0.002	0.004	0.676	0.004
55768	GLGU a	0:2:0	0:2:0	2	92c	10l	PQ	0.010	0.054	0.062	0.117	2.966	0.023	0.055	3.044	0.003
55496	HERG	0:3:0	1:2:0	3	92b	10i	PQ	0.003	0.034	0.015	0.049	0.722	0.004	0.040	0.766	0.046
51574	HERG	1:1:0	2:0:0	2	91d	10j	PQ	0.002	0.024	0.001	0.025	0.432	nd	0.002	0.434	0.008
50528	HERG	0:3:0	2:1:0	3	91c	10l	PQ	0.002	0.061	0.023	0.083	0.687	0.002	0.009	0.698	0.011
Pacific - Other Species																
68681	AMCO	A	F	1	94d	9g	BC	nd	nd	nd	nd	nd	nd	nd	nd	nd

Table 8: Continued

(values in mg/kg wet weight)

USOX #	Species	Age I:A:U	Sex F:M:U	N	yr	Mapref	Prov	1,2,4,5 -T4CB	1,2,3,4 -T4CB	QCB	HCB	S_CBz	a-HCH	b-HCH	g-HCH	S_HCH
Newfoundland - Alcids																
57507	ATPU	0:2:0	1:1:0	2	92d	1j	NF	tr	tr	tr	0.004	0.005	tr	tr	nd	tr
57860	ATPU	3:6:0	6:3:0	9	92d	1k	NF	0.001	nd	nd	0.005	0.006	0.002	nd	nd	0.002
57819	BLGU	A	M	1	92d	1e	NF	nd	nd	nd	0.002	0.002	nd	nd	nd	nd
57260	DOVE	0:2:1	1:2:0	3	92d	1j	NF	tr	tr	tr	0.006	0.008	0.002	0.001	tr	0.004
57872	DOVE	0:3:6	1:8:0	9	92d	1j	NF	0.001	nd	tr	0.005	0.006	nd	nd	nd	nd
47986	COMU	A	F	1	90a	1h	NF	tr	tr	0.001	0.007	0.009	tr	tr	nd	0.001
58100	COMU	1:4:0	0:5:0	5	93a	1j	NF	tr	nd	0.002	0.021	0.023	nd	nd	nd	nd
58108	TBMU	0:7:0	3:4:0	7	93a	1f	NF	nd	nd	tr	0.011	0.012	nd	nd	nd	nd
47985	TBMU	0:3:0	3:0:0	3	90a	1h	NF	tr	tr	tr	0.005	0.007	0.001	tr	nd	0.002
Newfoundland - Gulls																
57836	BLKI	1:7:0	7:1:0	8	92d	1k	NF	nd	nd	0.001	0.016	0.017	0.001	0.002	nd	0.003
Labrador - Gulls																
57080	BLKI	0:8:0	2:6:0	8	92d	2d	LB	tr	tr	tr	0.013	0.015	0.001	0.001	tr	0.003
Eastern Arctic - Alcids																
50165	BLGU	0:5:0	0:5:0	5	91c	10j	PQ	tr	tr	tr	0.016	0.017	0.001	tr	tr	0.002
50179	BLGU	0:5:0	4:1:0	5	91c	10o	PQ	tr	tr	tr	0.019	0.021	0.001	0.001	tr	0.003
49500	TBMU	0:5:0	3:2:0	5	91c	10i	PQ	tr	tr	0.001	0.023	0.025	tr	0.001	tr	0.001
51778	TBMU	0:4:0	1:3:0	4	91c	10i	PQ	tr	tr	tr	0.016	0.018	0.001	0.001	nd	0.002
Eastern Arctic - Gulls																
51571	GLGU	2:1:0	3:0:0	3	91d	10j	PQ	nd	nd	0.001	0.023	0.024	tr	0.003	nd	0.003
55768	GLGU a	0:2:0	0:2:0	2	92c	10l	PQ	0.002	0.002	0.004	0.119	0.127	0.001	0.010	nd	0.012
55496	HERG	0:3:0	1:2:0	3	92b	10i	PQ	0.002	tr	0.001	0.015	0.019	0.002	0.003	tr	0.006
51574	HERG	1:1:0	2:0:0	2	91d	10j	PQ	nd	nd	tr	0.015	0.016	nd	0.002	nd	0.002
50528	HERG	0:3:0	2:1:0	3	91c	10l	PQ	tr	nd	0.001	0.026	0.028	tr	0.002	nd	0.002
Pacific - Other Species																
68681	AMCO	A	F	1	94d	9g	BC	nd	nd	nd	nd	nd	nd	nd	nd	nd

Table 9: PCB congeners in pectoral muscle of seabirds and other species - 1987-95

(values in mg/kg wet weight)

USOX #	Species	Age I:A:U	Sex F:M:U	N	yr	Mapref	Prov	% Lipid	Aroclor 1254:1260	S_PCB	PCB Congener 28	31	42	44	49	52
Newfoundland - Alcids																
57507	ATPU	0:2:0	1:1:0	2	92d	1j	NF	4.43	0.021	0.011	tr		nd	tr	nd	tr
57860	ATPU	3:6:0	6:3:0	9	92d	1k	NF	3.70	0.039	0.030	nd	nd	nd	tr	nd	nd
57819	BLGU	A	M	1	92d	1e	NF	2.80	0.036	0.014	nd	nd	nd	nd	0.022	nd
57260	DOVE	0:2:1	1:2:0	3	92d	1j	NF	4.05	0.012	0.006	tr		nd	tr	nd	tr
57872	DOVE	0:3:6	1:8:0	9	92d	1j	NF	3.50	0.004	0.004	nd	nd	nd	tr	nd	nd
47986	COMU	A	F	1	90a	1h	NF	4.34	0.037	0.020	tr		nd	tr	nd	tr
58100	COMU	1:4:0	0:5:0	5	93a	1j	NF	2.80	0.126	0.060	tr	nd	nd	tr	nd	nd
58108	TBMU	0:7:0	3:4:0	7	93a	1f	NF	2.10	0.060	0.027	nd	nd	nd	tr	nd	nd
47985	TBMU	0:3:0	3:0:0	3	90a	1h	NF	3.23	0.013	0.006	nd	nd	nd	tr	nd	nd
Newfoundland - Gulls																
57836	BLKI	1:7:0	7:1:0	8	92d	1k	NF	8.30	0.685	0.252	tr	nd	nd	nd	nd	nd
Labrador - Gulls																
57080	BLKI	0:8:0	2:6:0	8	92d	2d	LB	7.59	0.924	0.365	tr		nd	tr	nd	tr
Eastern Arctic - Alcids																
50165	BLGU	0:5:0	0:5:0	5	91c	10j	PQ	2.81	0.112	0.053	tr	nd	nd	tr	nd	tr
50179	BLGU	0:5:0	4:1:0	5	91c	10o	PQ	2.61	0.095	0.044	tr	nd	nd	tr	nd	tr
49500	TBMU	0:5:0	3:2:0	5	91c	10i	PQ	2.96	0.138	0.064	tr	nd	nd	tr	nd	nd
51778	TBMU	0:4:0	1:3:0	4	91c	10l	PQ	3.29	0.070	0.034	tr	nd	nd	tr	nd	tr
Eastern Arctic - Gulls																
51571	GLGU	2:1:0	3:0:0	3	91d	10j	PQ	6.61	1.748	0.782	0.001	nd	nd	tr	nd	0.003
55768	GLGU a	0:2:0	0:2:0	2	92c	10l	PQ	4.91	6.066	2.224	0.001		nd	nd	nd	0.034
55496	HERG	0:3:0	1:2:0	3	92b	10i	PQ	7.07	3.052	1.666	0.001		nd	0.003	nd	0.002
51574	HERG	1:1:0	2:0:0	2	91d	10j	PQ	6.17	2.426	1.230	tr	nd	nd	tr	nd	0.002
50528	HERG	0:3:0	2:1:0	3	91c	10l	PQ	2.88	6.281	2.369	0.002	nd	nd	tr	nd	0.003
Pacific - Other Species																
68681	AMCO	A	F	1	94d	9g	BC	3.60	nd	nd	nd	nd	nd	nd	nd	nd

Table 9: Continued

(values in mg/kg wet weight)

USOX #	Species	Age I:A:U	Sex F:M:U	N	yr	Mapref	Prov	PCB Congener 60	64	66/95	70	74	87	97	99	101
Newfoundland - Alcids																
57507	ATPU	0:2:0	1:1:0	2	92d	1j	NF	tr	nd	tr	tr	tr	nd	nd	0.001	tr
57860	ATPU	3:6:0	6:3:0	9	92d	1k	NF	nd	nd	nd	nd	nd	nd	nd	0.003	tr
57819	BLGU	A	M	1	92d	1e	NF	nd	nd	nd	nd	nd	nd	nd	0.001	nd
57260	DOVE	0:2:1	1:2:0	3	92d	1j	NF	tr	nd	tr	nd	tr	nd	nd	tr	tr
57872	DOVE	0:3:6	1:8:0	9	92d	1j	NF	nd	nd	nd	nd	0.001	nd	nd	0.001	nd
47986	COMU	A	F	1	90a	1h	NF	nd	tr	tr	nd	tr	nd	nd	tr	tr
58100	COMU	1:4:0	0:5:0	5	93a	1j	NF	nd	tr	0.002	nd	0.002	tr	nd	0.004	nd
58108	TBMU	0:7:0	3:4:0	7	93a	1f	NF	0.002	tr	tr	nd	tr	nd	nd	0.002	nd
47985	TBMU	0:3:0	3:0:0	3	90a	1h	NF	nd	nd	tr	nd	tr	nd	nd	tr	nd
Newfoundland - Gulls																
57836	BLKI	1:7:0	7:1:0	8	92d	1k	NF	nd	tr	0.005	0.001	0.005	0.001	nd	0.019	0.001
Labrador - Gulls																
57080	BLKI	0:8:0	2:6:0	8	92d	2d	LB	0.002	tr	0.006	nd	0.004	tr	nd	0.019	tr
Eastern Arctic - Alcids																
50165	BLGU	0:5:0	0:5:0	5	91c	10j	PQ	0.004	tr	0.001	tr	0.001	0.001	tr	0.005	0.002
50179	BLGU	0:5:0	4:1:0	5	91c	10o	PQ	0.004	tr	0.001	tr	0.001	tr	tr	0.005	0.001
49500	TBMU	0:5:0	3:2:0	5	91c	10i	PQ	0.003	tr	0.003	tr	0.002	tr	nd	0.004	tr
51778	TBMU	0:4:0	1:3:0	4	91c	10i	PQ	0.002	tr	0.001	tr	0.002	tr	tr	0.003	tr
Eastern Arctic - Gulls																
51571	GLGU	2:1:0	3:0:0	3	91d	10j	PQ	0.006	tr	0.006	nd	0.007	tr	0.002	0.084	0.008
55768	GLGU a	0:2:0	0:2:0	2	92c	10i	PQ	0.013	nd	0.020	nd	0.031	0.002	0.008	0.219	0.025
55496	HERG	0:3:0	1:2:0	3	92b	10i	PQ	0.011	tr	0.014	0.002	0.009	0.003	0.002	0.079	0.014
51574	HERG	1:1:0	2:0:0	2	91d	10j	PQ	0.010	tr	0.010	nd	0.008	0.002	0.001	0.064	0.010
50528	HERG	0:3:0	2:1:0	3	91c	10i	PQ	0.012	tr	0.020	nd	0.013	0.005	0.002	0.106	0.010
Pacific - Other Species																
68681	AMCO	A	F	1	94d	9g	BC	nd	nd	nd	nd	nd	nd	nd	nd	nd

Table 9: Continued

(values in mg/kg wet weight)

USOX #	Species	Age I:A:U	Sex F:M:U	N	yr	Mapref	Prov	PCB Congener 105	110	118	128	137	138	141	146	149
Newfoundland - Alcids																
57507	ATPU	0:2:0	1:1:0	2	92d	1j	NF	tr	tr	tr			0.002	nd	tr	tr
57860	ATPU	3:6:0	6:3:0	9	92d	1k	NF	nd	nd	0.006	0.001	0.003	0.003	nd	0.002	0.004
57819	BLGU	A	M	1	92d	1e	NF	tr	nd	nd	nd	nd	0.003	nd	tr	0.002
57260	DOVE	0:2:1	1:2:0	3	92d	1j	NF	nd	tr	tr			tr	nd	tr	tr
57872	DOVE	0:3:6	1:8:0	9	92d	1j	NF	nd	nd	0.001	0.001	tr	tr	nd	nd	0.001
47986	COMU	A	F	1	90a	1h	NF	tr	nd	0.002			0.003	nd	tr	tr
58100	COMU	1:4:0	0:5:0	5	93a	1j	NF	0.001	nd	0.007	tr	nd	0.009	nd	0.003	0.001
58108	TBMU	0:7:0	3:4:0	7	93a	1f	NF	tr	nd	0.003	tr	nd	0.004	nd	0.001	tr
47985	TBMU	0:3:0	3:0:0	3	90a	1h	NF	tr	nd	tr			tr	nd	tr	nd
Newfoundland - Gulls																
57836	BLKI	1:7:0	7:1:0	8	92d	1k	NF	0.003	0.002	0.023	0.011	0.002	0.050	nd	0.008	0.009
Labrador - Gulls																
57080	BLKI	0:8:0	2:6:0	8	92d	2d	LB	0.003	0.002	0.022			0.068	nd	0.011	0.002
Eastern Arctic - Alcids																
50165	BLGU	0:5:0	0:5:0	5	91c	10j	PQ	tr	0.002	0.005			0.008	tr	0.002	0.005
50179	BLGU	0:5:0	4:1:0	5	91c	10o	PQ	tr	0.001	0.004			0.007	nd	0.001	0.003
49500	TBMU	0:5:0	3:2:0	5	91c	10i	PQ	0.002	tr	0.008			0.010	nd	0.003	0.002
51778	TBMU	0:4:0	1:3:0	4	91c	10i	PQ	tr	tr	0.004			0.005	nd	0.001	tr
Eastern Arctic - Gulls																
51571	GLGU	2:1:0	3:0:0	3	91d	10j	PQ	0.009	0.003	0.046			0.129	tr	0.023	0.006
55768	GLGU a	0:2:0	0:2:0	2	92c	10l	PQ	nd	0.006	0.147			0.449	0.003	0.074	0.022
55496	HERG	0:3:0	1:2:0	3	92b	10l	PQ	0.003	0.009	0.071			0.226	0.002	0.058	0.015
51574	HERG	1:1:0	2:0:0	2	91d	10j	PQ	0.013	0.006	0.071			0.180	0.002	0.035	0.007
50528	HERG	0:3:0	2:1:0	3	91c	10l	PQ	0.026	0.010	0.167			0.460	tr	0.082	0.008
Pacific - Other Species																
68681	AMCO	A	F	1	94d	9g	BC	nd	nd	nd	nd	nd	nd	nd	nd	nd

Table 9: Continued

(values in mg/kg wet weight)

USOX #	Species	Age I:A:U	Sex F:M:U	N	yr	Mapref	Prov	PCB Congener 151	153	158	170/190	171	172	174	178	180
Newfoundland - Alcids																
57507	ATPU	0:2:0	1:1:0	2	92d	1j	NF	tr	0.002		tr	nd	nd	nd	nd	tr
57860	ATPU	3:6:0	6:3:0	9	92d	1k	NF	0.002	0.007	nd	tr	tr	nd	nd	nd	0.002
57819	BLGU	A	M	1	92d	1e	NF	nd	0.005	nd	tr	nd	nd	nd	nd	0.001
57260	DOVE	0:2:1	1:2:0	3	92d	1j	NF	tr	0.001		tr	nd	nd	nd	nd	tr
57872	DOVE	0:3:6	1:8:0	9	92d	1j	NF	0.002	0.001	nd	nd	nd	nd	nd	nd	nd
47986	COMU	A	F	1	90a	1h	NF	nd	0.002		tr	tr	tr	nd	tr	tr
58100	COMU	1:4:0	0:5:0	5	93a	1j	NF	0.002	0.011	nd	0.002	tr	tr	nd	0.001	0.005
58108	TBMU	0:7:0	3:4:0	7	93a	1f	NF	0.001	0.006	nd	tr	nd	nd	nd	nd	0.003
47985	TBMU	0:3:0	3:0:0	3	90a	1h	NF	nd	0.001		tr	nd	nd	nd	nd	tr
Newfoundland - Gulls																
57836	BLKI	1:7:0	7:1:0	8	92d	1k	NF	0.006	0.057	0.001	0.011	0.004	0.001	nd	tr	0.035
Labrador - Gulls																
57080	BLKI	0:8:0	2:6:0	8	92d	2d	LB	0.002	0.077		0.022	0.003	0.003	tr	tr	0.082
Eastern Arctic - Alcids																
50165	BLGU	0:5:0	0:5:0	5	91c	10j	PQ	tr	0.010		0.001	tr	tr	tr	tr	0.003
50179	BLGU	0:5:0	4:1:0	5	91c	10o	PQ	nd	0.008		tr	tr	tr	tr	tr	0.002
49500	TBMU	0:5:0	3:2:0	5	91c	10i	PQ	0.003	0.012		0.002	tr	tr	nd	tr	0.004
51778	TBMU	0:4:0	1:3:0	4	91c	10i	PQ	nd	0.006		tr	tr	tr	nd	tr	0.002
Eastern Arctic - Gulls																
51571	GLGU	2:1:0	3:0:0	3	91d	10j	PQ	nd	0.188		0.035	0.010	0.004	0.001	0.006	0.098
55768	GLGU a	0:2:0	0:2:0	2	92c	10l	PQ	0.051	0.538		0.083	0.027	0.012	0.004	0.018	0.236
55496	HERG	0:3:0	1:2:0	3	92b	10i	PQ	0.009	0.396		0.085	0.021	0.011	0.003	0.006	0.284
51574	HERG	1:1:0	2:0:0	2	91d	10j	PQ	nd	0.222		0.050	0.017	0.007	0.001	0.007	0.137
50528	HERG	0:3:0	2:1:0	3	91c	10l	PQ	0.003	0.077		0.152	0.043	0.020	nd	0.010	0.472
Pacific - Other Species																
68661	AMCO	A	F	1	94d	9g	BC	nd	nd	nd	nd	nd	nd	nd	nd	nd

Table 9: Continued

(values in mg/kg wet weight)

USOX #	Species	Age I:A:U	Sex F:M:U	N	yr	Mapref	Prov	PCB Congener 182/187	183	185	194	195	200	201	203	206
Newfoundland - Alcids																
57507	ATPU	0:2:0	1:1:0	2	92d	1j	NF	tr	tr	nd	nd	nd	nd	tr	tr	nd
57860	ATPU	3:6:0	6:3:0	9	92d	1k	NF	0.003	0.002	nd	nd	nd	nd	tr	nd	nd
57819	BLGU	A	M	1	92d	1e	NF	0.001	tr	nd	tr	nd	nd	nd	nd	nd
57260	DOVE	0:2:1	1:2:0	3	92d	1j	NF	tr	nd	nd	nd	nd	nd	tr	nd	nd
57872	DOVE	0:3:6	1:8:0	9	92d	1j	NF	nd	nd	nd	nd	nd	nd	nd	nd	nd
47986	COMU	A	F	1	90a	1h	NF	0.003	tr	nd	tr	tr	tr	0.001	tr	0.001
58100	COMU	1:4:0	0:5:0	5	93a	1j	NF	0.006	0.001	nd	0.001	nd	nd	0.002	tr	tr
58108	TBMU	0:7:0	3:4:0	7	93a	1f	NF	0.002	tr	nd	nd	nd	nd	tr	nd	nd
47985	TBMU	0:3:0	3:0:0	3	90a	1h	NF	tr	nd	nd	tr	nd	nd	tr	nd	tr
Newfoundland - Gulls																
57836	BLKI	1:7:0	7:1:0	8	92d	1k	NF	0.010	0.007	nd	0.004	0.001	0.001	0.004	0.004	0.001
Labrador - Gulls																
57080	BLKI	0:8:0	2:6:0	8	92d	2d	LB	0.019	0.014	nd	0.007	0.002	0.002	0.008	0.008	0.003
Eastern Arctic - Alcids																
50165	BLGU	0:5:0	0:5:0	5	91c	10j	PQ	0.003	tr	nd	tr	nd	tr	tr	tr	nd
50179	BLGU	0:5:0	4:1:0	5	91c	10o	PQ	0.002	tr	nd	tr	nd	tr	tr	tr	nd
49500	TBMU	0:5:0	3:2:0	5	91c	10i	PQ	0.004	tr	nd	tr	tr	tr	0.002	tr	tr
51778	TBMU	0:4:0	1:3:0	4	91c	10i	PQ	0.003	tr	nd	tr	tr	tr	0.001	tr	tr
Eastern Arctic - Gulls																
51571	GLGU	2:1:0	3:0:0	3	91d	10j	PQ	0.042	0.021	nd	0.017	0.005	0.004	0.017	0.013	0.010
55768	GLGU a	0:2:0	0:2:0	2	92c	10l	PQ	0.126	0.067	nd	0.031	0.013	0.010	0.040	0.034	0.014
55496	HERG	0:3:0	1:2:0	3	92b	10l	PQ	0.121	0.061	nd	0.050	0.020	0.007	0.049	0.045	0.023
51574	HERG	1:1:0	2:0:0	2	91d	10j	PQ	0.077	0.037	nd	0.030	0.014	0.006	0.053	0.043	0.136
50528	HERG	0:3:0	2:1:0	3	91c	10l	PQ	0.148	0.100	nd	0.090	0.015	0.015	0.110	0.102	0.133
Pacific - Other Species																
68681	AMCO	A	F	1	94d	9g	BC	nd	nd	nd	nd	nd	nd	nd	nd	nd

Table 10: Organochlorines in waterfowl and seabird eggs - 1991-94

(values in mg/kg wet weight)

USOX #	Species	N	yr	Mapref	Prov	% Lipid	% Water	oxy-chlordane	trans-chlordane	cis-chlordane	trans-nonachlor	cis-nonachlor	heptachlor epoxide	S_CHL	S_PCB
Eastern Arctic - Geese & Swans															
50102	CAGO	1	91c	10o	PQ	19.81	65.1	0.010	nd	nd	0.007	tr	0.005	0.022	0.043
57352	CAGO	4	92b	10o	PQ	17.26	70.0	0.003	nd	nd	0.001	0.001	0.002	0.008	0.002
55773	CAGO a	4	92b	10p	LB	14.64	70.5	tr	nd	nd	nd	nd	0.001	0.002	tr
Eastern Arctic - Sea Ducks															
60962	COEI	3	93b	10g	NT	16.80	67.0	0.005	nd	nd	0.004	0.001	0.003	0.013	0.023
60963	COEI	3	93b	10g	NT	16.40	67.2	0.006	nd	nd	0.005	0.001	0.003	0.016	0.021
60964	COEI	3	93b	10g	NT	18.80	66.6	0.006	nd	nd	0.005	0.002	nd	0.012	0.020
60965	COEI	3	93b	10g	NT	17.70	66.7	0.005	nd	nd	0.004	0.001	0.004	0.014	0.022
60966	COEI	3	93b	10g	NT	16.80	66.9	0.006	nd	nd	0.004	0.001	0.004	0.016	0.022
68240	COEI	3	94b	10k	NT	18.20	64.8	0.008	nd	tr	0.008	0.002	0.006	0.025	0.044
68241	COEI	3	94b	10k	NT	16.30	65.8	0.007	nd	tr	0.007	0.002	0.007	0.023	0.028
68242	COEI	3	94b	10k	NT	17.00	65.2	0.009	nd	tr	0.008	0.002	0.008	0.026	0.030
68243	COEI	3	94b	10k	NT	17.30	65.8	0.009	nd	tr	0.007	0.002	0.008	0.026	0.036
50107	COEI	4	91c	10o	PQ	18.50	67.0	0.005	nd	nd	0.003	tr	0.005	0.014	0.025
57353	COEI	1	92b	10o	PQ	20.65	66.0	0.006	nd	tr	0.005	tr	0.002	0.013	0.028
55778	COEI a	4	92c	10p	LB	18.78	64.1	0.006	nd	nd	0.003	0.001	0.004	0.015	0.037
59930	KIEI	3	93b	10c	NT	14.10	70.3	0.007	nd	nd	0.004	tr	0.003	0.015	0.011
59934	KIEI	3	93b	10c	NT	13.90	69.7	0.007	nd	nd	0.005	0.002	0.005	0.020	0.077
59938	KIEI	3	93b	10c	NT	14.90	70.0	0.009	nd	nd	0.006	0.002	0.006	0.022	0.029
59942	KIEI	3	93b	10c	NT	14.30	70.5	0.012	tr	0.001	0.007	0.002	0.007	0.030	0.018
59946	KIEI	3	93b	10c	NT	13.70	71.1	0.009	nd	nd	0.006	0.001	0.006	0.022	0.020
Eastern Arctic - Alcids															
50096	BLGU	5	91c	10o	PQ	11.44	73.8	0.020	nd	0.001	0.021	0.013	0.014	0.069	0.252
61291	BLGU	1	93c	10p	LB	9.00	74.6	0.037	nd	nd	0.013	0.023	0.018	0.090	0.413
61292	BLGU	1	93c	10p	LB	6.70	78.5	0.024	nd	nd	0.010	0.016	0.012	0.062	0.437
49494	TBMU	5	91c	10i	NT	15.06	72.0	0.026	tr	0.001	0.004	0.007	0.007	0.045	0.191
Eastern Arctic - Gulls															
50113	HERG	5	91b	10o	PQ	10.19	75.9	0.048	nd	0.001	0.057	0.009	0.017	0.131	2.665

Table 10: Continued

(values in mg/kg wet weight)

USOX #	Species	N	yr	Mapref	Prov	% Lipid	% Water	oxy-chlordane	trans-chlordane	cis-chlordane	trans-nonachlor	cis-nonachlor	heptachlor epoxide	S_CHL	S_PCB
Western Arctic - Bay Ducks															
55921	GRSC	9	92b	11e	NT	19.10	62.2	0.019	nd	tr	0.006	0.002	0.005	0.032	0.853
Western Arctic - Sea Ducks															
62754	COEI	3	93c	11g	NT	16.10	66.2	0.009	nd	tr	0.010	0.002	0.003	0.024	0.022
62755	COEI	3	93c	11g	NT	14.70	66.5	0.013	nd	nd	0.008	0.001	nd	0.022	0.024
62756	COEI	3	93c	11g	NT	14.40	66.1	0.013	0.002	tr	0.009	0.001	0.003	0.029	0.021
62757	COEI	3	93c	11g	NT	16.90	66.2	0.007	nd	nd	0.006	tr	0.006	0.020	0.024
62758	COEI	3	93c	11g	NT	18.20	66.7	0.009	nd	tr	0.013	0.001	0.005	0.029	0.029
Western Arctic - Mergansers															
55910	RBME	2	92b	11e	NT	18.20	65.6	0.047	nd	0.005	0.018	0.014	0.032	0.117	1.605
Western Arctic - Gulls															
55932	HERG	10	92b	11e	NT	8.40	75.1	0.020	nd	tr	0.007	0.004	0.007	0.038	0.387
Pacific - Dabbling Ducks															
65329	MALL	5	94b	9c	YT	16.00	67.5	0.006	0.001	0.001	0.008	0.003	0.004	0.023	0.248
Pacific - Gulls															
65504	HERG	5	94b	9b	YT	9.90	73.7	0.026	nd	0.002	0.006	0.004	0.005	0.043	0.334
65323	MEGU	5	94b	9c	YT	9.60	75.5	0.013	nd	nd	0.009	0.002	0.005	0.029	0.279

Table 10: Continued

(values in mg/kg wet weight)

USOX #	Species	N	yr	Mapref	Prov	OCS	Photo-mirex	Mirex	S_Mirex	pp'-DDE	pp'-DDD	pp'-DDT	S_DDT	Dieldrin
Eastern Arctic - Geese & Swans														
50102	CAGO	1	91c	10o	PQ	tr	nd	tr	tr	0.017	nd	nd	0.017	0.014
57352	CAGO	4	92b	10o	PQ	nd	nd	nd	nd	0.033	0.003	0.008	0.044	0.002
55773	CAGO a	4	92b	10p	LB	nd	nd	nd	nd	0.034	nd	0.006	0.040	nd
Eastern Arctic - Sea Ducks														
60962	COEI	3	93b	10g	NT	nd	nd	nd	nd	0.013	nd	nd	0.013	0.009
60963	COEI	3	93b	10g	NT	nd	nd	nd	nd	0.015	nd	nd	0.015	0.008
60964	COEI	3	93b	10g	NT	nd	nd	nd	nd	0.013	nd	nd	0.013	nd
60965	COEI	3	93b	10g	NT	nd	nd	nd	nd	0.014	nd	nd	0.014	0.009
60966	COEI	3	93b	10g	NT	nd	nd	nd	nd	0.016	nd	nd	0.016	0.010
68240	COEI	3	94b	10k	NT	tr	tr	0.002	0.003	0.019	nd	0.002	0.021	0.008
68241	COEI	3	94b	10k	NT	tr	tr	0.002	0.002	0.016	nd	0.001	0.017	0.007
68242	COEI	3	94b	10k	NT	0.001	tr	0.001	0.002	0.017	nd	0.002	0.018	0.008
68243	COEI	3	94b	10k	NT	0.001	0.001	0.002	0.003	0.019	nd	0.001	0.020	0.007
50107	COEI	4	91c	10o	PQ	tr	nd	tr	tr	0.011	nd	nd	0.011	0.009
57353	COEI	1	92b	10o	PQ	tr	nd	tr	tr	0.010	nd	0.001	0.012	0.006
55778	COEI a	4	92c	10p	LB	tr	0.002	tr	0.002	0.015	nd	nd	0.015	0.017
59930	KIEI	3	93b	10c	NT	nd	nd	nd	nd	0.008	nd	nd	0.008	0.008
59934	KIEI	3	93b	10c	NT	nd	nd	nd	nd	0.011	nd	nd	0.011	0.011
59938	KIEI	3	93b	10c	NT	nd	nd	nd	nd	0.016	nd	nd	0.016	0.011
59942	KIEI	3	93b	10c	NT	nd	nd	nd	nd	0.014	nd	tr	0.015	0.010
59946	KIEI	3	93b	10c	NT	nd	nd	nd	nd	0.011	nd	nd	0.011	0.010
Eastern Arctic - Alcids														
50096	BLGU	5	91c	10o	PQ	0.005	nd	0.003	0.003	0.086	tr	nd	0.087	0.029
61291	BLGU	1	93c	10p	LB	0.010	0.006	0.004	0.011	0.170	nd	0.021	0.192	0.011
61292	BLGU	1	93c	10p	LB	0.008	0.005	0.005	0.009	0.138	nd	0.015	0.153	0.008
49494	TBMU	5	91c	10i	NT	0.009	nd	0.006	0.006	0.281	0.002	0.008	0.291	0.014
Eastern Arctic - Gulls														
50113	HERG	5	91b	10o	PQ	0.004	0.066	0.016	0.082	0.931	0.001	nd	0.933	0.022

Table 10: Continued

(values in mg/kg wet weight)

USOX #	Species	N	yr	Mapref	Prov	OCS	Photo-mirex	Mirex	S_Mirex	pp'-DDE	pp'-DDD	pp'-DDT	S_DDT	Dieldrin
Western Arctic - Bay Ducks														
55921	GRSC	9	92b	11e	NT	0.004	nd	0.001	0.001	0.218	0.001	0.003	0.222	0.011
Western Arctic - Sea Ducks														
62754	COEI	3	93c	11g	NT	nd	nd	nd	nd	0.025	nd	nd	0.025	0.009
62755	COEI	3	93c	11g	NT	nd	nd	nd	nd	0.017	nd	nd	0.017	nd
62756	COEI	3	93c	11g	NT	nd	nd	nd	nd	0.014	nd	nd	0.014	0.009
62757	COEI	3	93c	11g	NT	nd	nd	nd	nd	0.015	nd	nd	0.015	0.017
62758	COEI	3	93c	11g	NT	nd	nd	nd	nd	0.017	nd	nd	0.017	0.007
Western Arctic - Mergansers														
55910	RBME	2	92b	11e	NT	0.018	0.004	0.004	0.008	0.655	0.003	0.017	0.674	0.050
Western Arctic - Gulls														
55932	HERG	10	92b	11e	NT	0.002	0.003	0.005	0.009	0.613	nd	0.001	0.615	0.007
Pacific - Dabbling Ducks														
65329	MALL	5	94b	9c	YT	nd	0.004	nd	0.004	0.268	0.081	0.031	0.379	0.016
Pacific - Gulls														
65504	HERG	5	94b	9b	YT	0.002	0.004	0.005	0.009	0.511	nd	0.005	0.517	0.011
65323	MEGU	5	94b	9c	YT	nd	nd	0.002	0.002	0.351	nd	nd	0.351	0.007

Table 10: Continued

(values in mg/kg wet weight)

USOX #	Species	N	yr	Mapref	Prov	1,2,4,5 -T4CB	1,2,3,4 -T4CB	QCB	HCB	S_CBz	a-HCH	b-HCH	g-HCH	S_HCH
Eastern Arctic - Geese & Swans														
50102	CAGO	1	91c	10o	PQ	tr	tr	0.001	0.007	0.009	nd	0.002	tr	0.002
57352	CAGO	4	92b	10o	PQ	nd	nd	tr	0.002	0.003	tr	nd	nd	tr
55773	CAGO a	4	92b	10p	LB	nd	nd	nd	tr	tr	nd	nd	nd	nd
Eastern Arctic - Sea Ducks														
60962	COEI	3	93b	10g	NT	nd	nd	nd	0.009	0.009	0.003	nd	nd	0.003
60963	COEI	3	93b	10g	NT	nd	nd	nd	0.010	0.010	0.003	nd	nd	0.003
60964	COEI	3	93b	10g	NT	nd	nd	nd	0.013	0.013	nd	nd	nd	nd
60965	COEI	3	93b	10g	NT	nd	nd	nd	0.010	0.010	nd	nd	nd	nd
60966	COEI	3	93b	10g	NT	nd	nd	nd	0.010	0.010	0.002	nd	nd	0.002
68240	COEI	3	94b	10k	NT	0.001	nd	tr	0.010	0.013	0.001	0.001	nd	0.002
68241	COEI	3	94b	10k	NT	0.002	nd	tr	0.009	0.011	tr	nd	nd	tr
68242	COEI	3	94b	10k	NT	0.001	nd	tr	0.012	0.014	0.001	0.001	nd	0.002
68243	COEI	3	94b	10k	NT	0.001	nd	0.001	0.011	0.014	0.001	0.001	nd	0.003
50107	COEI	4	91c	10o	PQ	tr	tr	0.001	0.007	0.010	nd	0.001	nd	0.001
57353	COEI	1	92b	10o	PQ	tr	tr	0.001	0.009	0.010	tr	tr	tr	0.001
55778	COEI a	4	92c	10p	LB	0.001	tr	0.001	0.009	0.012	0.005	0.002	tr	0.008
59930	KIEI	3	93b	10c	NT	nd	nd	nd	0.009	0.009	nd	nd	nd	nd
59934	KIEI	3	93b	10c	NT	nd	nd	nd	0.012	0.012	nd	0.003	nd	0.003
59938	KIEI	3	93b	10c	NT	nd	nd	nd	0.013	0.013	nd	nd	nd	nd
59942	KIEI	3	93b	10c	NT	nd	nd	0.002	0.014	0.016	0.001	0.005	nd	0.007
59946	KIEI	3	93b	10c	NT	nd	nd	nd	0.011	0.011	nd	0.003	nd	0.003
Eastern Arctic - Alcids														
50096	BLGU	5	91c	10o	PQ	tr	0.001	0.002	0.036	0.040	0.002	0.004	tr	0.007
61291	BLGU	1	93c	10p	LB	nd	0.004	0.007	0.084	0.094	0.006	0.015	nd	0.022
61292	BLGU	1	93c	10p	LB	nd	nd	0.009	0.065	0.074	0.007	0.009	nd	0.016
49494	TBMU	5	91c	10i	NT	0.002	0.002	0.004	0.084	0.093	0.004	0.005	tr	0.010
Eastern Arctic - Gulls														
50113	HERG	5	91b	10o	PQ	tr	tr	0.002	0.029	0.032	nd	0.002	nd	0.002

Table 10: Continued

(values in mg/kg wet weight)

USOX #	Species	N	yr	Mapref	Prov	1,2,4,5 -T4CB	1,2,3,4 -T4CB	QCB	HCB	S_CBz	a-HCH	b-HCH	g-HCH	S_HCH
Western Arctic - Bay Ducks														
55921	GRSC	9	92b	11e	NT	nd	nd	0.002	0.011	0.013	0.002	nd	0.001	0.003
Western Arctic - Sea Ducks														
62754	COEI	3	93c	11g	NT	nd	nd	0.001	0.017	0.018	nd	0.009	nd	0.009
62755	COEI	3	93c	11g	NT	nd	nd	0.002	0.017	0.019	nd	0.010	nd	0.010
62756	COEI	3	93c	11g	NT	nd	nd	0.002	0.016	0.017	0.003	0.009	nd	0.012
62757	COEI	3	93c	11g	NT	nd	nd	0.001	0.015	0.017	tr	0.007	nd	0.008
62758	COEI	3	93c	11g	NT	nd	nd	0.002	0.021	0.023	0.020	0.009	nd	0.028
Western Arctic - Mergansers														
55910	RBME	2	92b	11e	NT	nd	nd	0.002	0.036	0.038	tr	0.002	nd	0.003
Western Arctic - Gulls														
55932	HERG	10	92b	11e	NT	nd	nd	nd	0.022	0.022	nd	0.007	nd	0.007
Pacific - Dabbling Ducks														
65329	MALL	5	94b	9c	YT	0.003	nd	0.007	0.009	0.019	0.002	nd	nd	0.002
Pacific - Gulls														
65504	HERG	5	94b	9b	YT	0.003	nd	nd	0.022	0.025	nd	0.018	nd	0.018
65323	MEGU	5	94b	9c	YT	nd	nd	nd	0.015	0.015	nd	0.007	nd	0.007

Table 11: PCB congeners in waterfowl and seabird eggs - 1991-94

(values in mg/kg wet weight)

USOX #	Species	N	yr	Mapref	Prov	% Lipid	% Water	Aroclor 1254:1260	S_PCB	PCB Congener 28	31	42	44	49	52
Eastern Arctic - Geese & Swans															
50102	CAGO	1	91c	10o	PQ	19.81	65.1	0.085	0.043	tr	nd	nd	nd	nd	nd
57352	CAGO	4	92b	10o	PQ	17.26	70.0	0.006	0.002	nd		nd	nd	nd	nd
55773	CAGO a	4	92b	10p	LB	14.64	70.5	nd	tr	nd		nd	nd	nd	nd
Eastern Arctic - Sea Ducks															
60962	COEI	3	93b	10g	NT	16.80	67.0	0.068	0.023	nd	nd	nd	nd	nd	nd
60963	COEI	3	93b	10g	NT	16.40	67.2	0.074	0.021	nd	nd	nd	nd	nd	nd
60964	COEI	3	93b	10g	NT	18.80	66.6	0.061	0.020	nd	nd	nd	nd	nd	nd
60965	COEI	3	93b	10g	NT	17.70	66.7	0.069	0.022	nd	nd	nd	nd	nd	nd
60966	COEI	3	93b	10g	NT	16.80	66.9	0.079	0.022	nd	nd	nd	nd	nd	nd
68240	COEI	3	94b	10k	NT	18.20	64.8	0.076	0.044	nd	nd	nd	nd	nd	nd
68241	COEI	3	94b	10k	NT	16.30	65.8	0.053	0.028	nd	nd	nd	nd	nd	nd
68242	COEI	3	94b	10k	NT	17.00	65.2	0.061	0.030	nd	nd	nd	nd	nd	nd
68243	COEI	3	94b	10k	NT	17.30	65.8	0.065	0.036	nd	nd	nd	nd	nd	nd
50107	COEI	4	91c	10o	PQ	18.50	67.0	0.059	0.025	tr	nd	nd	tr	nd	nd
57353	COEI	1	92b	10o	PQ	20.65	66.0	0.055	0.028	nd		nd	tr	nd	nd
55778	COEI a	4	92c	10p	LB	18.78	64.1	0.082	0.037	nd		nd	nd	nd	nd
59930	KIEI	3	93b	10c	NT	14.10	70.3	nd	0.011	nd	nd	nd	nd	0.023	nd
59934	KIEI	3	93b	10c	NT	13.90	69.7	0.213	0.077	nd	nd	nd	nd	nd	nd
59938	KIEI	3	93b	10c	NT	14.90	70.0	0.081	0.029	nd	nd	nd	nd	nd	nd
59942	KIEI	3	93b	10c	NT	14.30	70.5	0.056	0.018	nd	nd	nd	nd	nd	nd
59946	KIEI	3	93b	10c	NT	13.70	71.1	0.068	0.020	nd	nd	nd	nd	nd	nd
Eastern Arctic - Alcids															
50096	BLGU	5	91c	10o	PQ	11.44	73.8	0.470	0.252	tr	nd	nd	0.002	tr	0.003
61291	BLGU	1	93c	10p	LB	9.00	74.6	0.908	0.413	nd	nd	nd	nd	nd	nd
61292	BLGU	1	93c	10p	LB	6.70	78.5	0.940	0.437	nd	nd	nd	nd	nd	nd
49494	TBMU	5	91c	10i	NT	15.06	72.0	0.393	0.191	0.002	nd	0.002	0.002	tr	tr
Eastern Arctic - Gulls															
50113	HERG	5	91b	10o	PQ	10.19	75.9	6.271	2.665	0.005	nd	nd	nd	tr	0.008

Table 11: Continued

(values in mg/kg wet weight)

USOX #	Species	N	yr	Mapref	Prov	% Lipid	% Water	Aroclor 1254:1260	S_PCB	PCB Congener 28	31	42	44	49	52
Western Arctic - Bay Ducks															
55921	GRSC	9	92b	11e	NT	19.10	62.2	1.633	0.853	0.005	nd	nd	nd	nd	nd
Western Arctic - Sea Ducks															
62754	COEI	3	93c	11g	NT	16.10	66.2	0.061	0.022	nd	nd	nd	nd	nd	nd
62755	COEI	3	93c	11g	NT	14.70	66.5	0.056	0.024	nd	nd	nd	nd	nd	nd
62756	COEI	3	93c	11g	NT	14.40	66.1	0.051	0.021	nd	nd	nd	nd	nd	nd
62757	COEI	3	93c	11g	NT	16.90	66.2	0.053	0.024	nd	nd	nd	nd	nd	nd
62758	COEI	3	93c	11g	NT	18.20	66.7	0.066	0.029	nd	nd	nd	nd	nd	nd
Western Arctic - Mergansers															
55910	RBME	2	92b	11e	NT	18.20	65.6	2.869	1.605	0.060	nd	nd	nd	nd	nd
Western Arctic - Gulls															
55932	HERG	10	92b	11e	NT	8.40	75.1	0.883	0.387	nd	nd	nd	nd	nd	nd
Pacific - Dabbling Ducks															
65329	MALL	5	94b	9c	YT	16.00	67.5	0.508	0.248	nd	nd	nd	nd	nd	0.004
Pacific - Gulls															
65504	HERG	5	94b	9b	YT	9.90	73.7	0.811	0.334	nd	nd	nd	nd	nd	nd
65323	MEGU	5	94b	9c	YT	9.60	75.5	0.730	0.279	nd	nd	nd	nd	nd	nd

Table 11: PCB congeners in waterfowl and seabird

(values in mg/kg wet weight)

USOX #	Species	N	yr	Mapref	Prov	PCB Congener 60	64	66/95	70	74	87	97	99	101
Eastern Arctic - Geese & Swans														
50102	CAGO	1	91c	10o	PQ	0.002	tr	tr	nd	tr	tr	nd	0.007	tr
57352	CAGO	4	92b	10o	PQ	nd	nd	nd	nd	nd	nd	nd	tr	nd
55773	CAGO a	4	92b	10p	LB	nd	nd	nd	nd	nd	nd	nd	nd	nd
Eastern Arctic - Sea Ducks														
60962	COEI	3	93b	10g	NT	nd	nd	nd	nd	nd	nd	nd	0.006	nd
60963	COEI	3	93b	10g	NT	nd	nd	nd	nd	nd	nd	nd	0.006	nd
60964	COEI	3	93b	10g	NT	nd	nd	nd	nd	nd	nd	nd	0.008	nd
60965	COEI	3	93b	10g	NT	nd	nd	nd	nd	nd	nd	nd	0.006	nd
60966	COEI	3	93b	10g	NT	nd	nd	nd	nd	nd	nd	nd	0.007	nd
68240	COEI	3	94b	10k	NT	0.001	tr	0.001	nd	0.002	nd	nd	0.007	nd
68241	COEI	3	94b	10k	NT	tr	tr	nd	nd	0.001	nd	nd	0.005	nd
68242	COEI	3	94b	10k	NT	tr	tr	nd	nd	0.001	nd	nd	0.006	nd
68243	COEI	3	94b	10k	NT	tr	tr	nd	nd	0.001	tr	nd	0.008	nd
50107	COEI	4	91c	10o	PQ	0.002	tr	0.001	tr	tr	nd	nd	0.004	nd
57353	COEI	1	92b	10o	PQ	nd	tr	tr	tr	tr	tr	nd	0.003	tr
55778	COEI a	4	92c	10p	LB	nd	tr	tr	nd	nd	nd	nd	0.004	nd
59930	KIEI	3	93b	10c	NT	nd	nd	nd	nd	nd	nd	nd	0.004	nd
59934	KIEI	3	93b	10c	NT	nd	nd	0.004	nd	nd	nd	nd	0.009	0.008
59938	KIEI	3	93b	10c	NT	nd	nd	nd	nd	nd	nd	nd	0.008	nd
59942	KIEI	3	93b	10c	NT	nd	nd	nd	nd	nd	nd	nd	0.006	nd
59946	KIEI	3	93b	10c	NT	nd	nd	nd	nd	nd	nd	nd	0.006	nd
Eastern Arctic - Alcids														
50096	BLGU	5	91c	10o	PQ	0.022	0.001	0.005	nd	0.004	0.010	nd	0.025	0.009
61291	BLGU	1	93c	10p	LB	0.022	0.002	0.011	nd	0.007	nd	nd	0.028	0.013
61292	BLGU	1	93c	10p	LB	0.016	0.001	0.015	nd	0.008	nd	nd	0.026	0.009
49494	TBMU	5	91c	10i	NT	0.012	0.002	0.008	0.003	0.008	tr	tr	0.018	0.001
Eastern Arctic - Gulls														
50113	HERG	5	91b	10o	PQ	0.041	0.001	0.038	nd	0.026	0.009	0.004	0.161	0.044

Table 11: Continued

(values in mg/kg wet weight)

USOX #	Species	N	yr	Mapref	Prov	PCB Congener 60	64	66/95	70	74	87	97	99	101
Western Arctic - Bay Ducks														
55921	GRSC	9	92b	11e	NT	0.010	nd	0.021	nd	0.031	0.004	nd	0.056	0.003
Western Arctic - Sea Ducks														
62754	COEI	3	93c	11g	NT	nd	nd	nd	nd	nd	nd	nd	0.007	nd
62755	COEI	3	93c	11g	NT	nd	nd	nd	nd	nd	nd	nd	0.006	nd
62756	COEI	3	93c	11g	NT	nd	nd	nd	nd	nd	nd	nd	0.006	nd
62757	COEI	3	93c	11g	NT	nd	nd	nd	nd	nd	nd	nd	0.007	nd
62758	COEI	3	93c	11g	NT	nd	nd	nd	nd	nd	nd	nd	0.009	nd
Western Arctic - Mergansers														
55910	RBME	2	92b	11e	NT	0.086	0.001	0.181	nd	0.179	0.008	nd	0.167	0.016
Western Arctic - Gulls														
55932	HERG	10	92b	11e	NT	0.020	nd	0.006	nd	0.004	nd	nd	0.031	0.008
Pacific - Dabbling Ducks														
65329	MALL	5	94b	9c	YT	0.019	nd	0.009	0.003	0.003	0.004	nd	0.011	0.009
Pacific - Gulls														
65504	HERG	5	94b	9b	YT	0.011	nd	0.007	nd	0.004	nd	nd	0.032	0.004
65323	MEGU	5	94b	9c	YT	0.007	nd	0.005	nd	0.003	nd	nd	0.024	nd

Table 11: PCB congeners in waterfowl and seabird

(values in mg/kg wet weight)

USOX #	Species	N	yr	Mapref	Prov	PCB Congener 105	110	118	128	137	138	141	146	149
Eastern Arctic - Geese & Swans														
50102	CAGO	1	91c	10o	PQ	tr	tr	0.004			0.006	nd	0.002	0.002
57352	CAGO	4	92b	10o	PQ	nd	nd	tr			tr	nd	nd	nd
55773	CAGO a	4	92b	10p	LB	nd	nd	nd			nd	nd	nd	nd
Eastern Arctic - Sea Ducks														
60962	COEI	3	93b	10g	NT	nd	nd	nd	0.003	nd	0.005	nd	nd	nd
60963	COEI	3	93b	10g	NT	nd	nd	nd	0.004	nd	0.005	nd	nd	nd
60964	COEI	3	93b	10g	NT	nd	nd	nd	0.004	nd	0.005	nd	nd	nd
60965	COEI	3	93b	10g	NT	nd	nd	nd	0.003	nd	0.005	nd	nd	nd
60966	COEI	3	93b	10g	NT	nd	nd	nd	0.004	nd	0.006	nd	nd	nd
68240	COEI	3	94b	10k	NT	tr	nd	0.004	nd	tr	0.006	nd	0.001	0.002
68241	COEI	3	94b	10k	NT	tr	nd	0.003	nd	nd	0.004	nd	0.001	0.002
68242	COEI	3	94b	10k	NT	tr	nd	0.003	nd	nd	0.005	nd	0.001	0.002
68243	COEI	3	94b	10k	NT	tr	nd	0.003	nd	tr	0.005	nd	0.001	0.002
50107	COEI	4	91c	10o	PQ	tr	nd	0.003			0.004	nd	tr	0.002
57353	COEI	1	92b	10o	PQ	nd	tr	0.003			0.004	nd	0.001	0.002
55778	COEI a	4	92c	10p	LB	nd	nd	0.003			0.006	nd	0.001	0.001
59930	KIEI	3	93b	10c	NT	nd	nd	nd	nd	nd	nd	nd	nd	nd
59934	KIEI	3	93b	10c	NT	nd	0.003	0.013	0.004	nd	0.016	nd	0.002	0.006
59938	KIEI	3	93b	10c	NT	nd	nd	0.005	nd	nd	0.006	nd	nd	nd
59942	KIEI	3	93b	10c	NT	nd	nd	nd	nd	nd	0.004	nd	nd	nd
59946	KIEI	3	93b	10c	NT	nd	nd	nd	0.003	nd	0.005	nd	nd	nd
Eastern Arctic - Alcids														
50096	BLGU	5	91c	10o	PQ	0.008	0.016	0.027			0.034	0.008	0.013	0.028
61291	BLGU	1	93c	10p	LB	0.007	0.007	0.037	nd	0.002	0.067	nd	0.016	0.050
61292	BLGU	1	93c	10p	LB	0.008	0.006	0.039	nd	0.002	0.069	nd	0.013	0.039
49494	TBMU	5	91c	10i	NT	0.005	tr	0.026			0.029	nd	0.008	0.014
Eastern Arctic - Gulls														
50113	HERG	5	91b	10o	PQ	0.042	0.028	0.238			0.459	0.006	0.086	0.027

Table 11: Continued

(values in mg/kg wet weight)

USOX #	Species	N	yr	Mapref	Prov	PCB Congener 105	110	118	128	137	138	141	146	149
Western Arctic - Bay Ducks														
55921	GRSC	9	92b	11e	NT	0.020	nd	0.110	0.028	0.002	0.120	nd	0.027	0.007
Western Arctic - Sea Ducks														
62754	COEI	3	93c	11g	NT	nd	nd	0.004	0.003	nd	0.004	nd	nd	nd
62755	COEI	3	93c	11g	NT	nd	nd	0.004	nd	nd	0.004	nd	nd	nd
62756	COEI	3	93c	11g	NT	nd	nd	0.004	0.002	nd	0.004	nd	nd	nd
62757	COEI	3	93c	11g	NT	nd	nd	0.004	0.002	nd	0.004	nd	nd	nd
62758	COEI	3	93c	11g	NT	nd	nd	0.005	0.003	nd	0.005	nd	nd	0.003
Western Arctic - Mergansers														
55910	RBME	2	92b	11e	NT	0.053	0.002	0.245	0.064	0.007	0.210	nd	0.041	0.030
Western Arctic - Gulls														
55932	HERG	10	92b	11e	NT	0.005	0.006	0.034	0.024	0.003	0.065	nd	0.012	0.012
Pacific - Dabbling Ducks														
65329	MALL	5	94b	9c	YT	0.006	0.005	0.024	nd	0.001	0.037	0.003	0.005	0.011
Pacific - Gulls														
65504	HERG	5	94b	9b	YT	0.005	0.004	0.030	nd	0.002	0.059	nd	0.011	0.014
65323	MEGU	5	94b	9c	YT	0.005	nd	0.025	nd	0.002	0.053	nd	0.008	0.006

Table 11: PCB congeners in waterfowl and seabird

(values in mg/kg wet weight)

USOX #	Species	N	yr	Mapref	Prov	PCB Congener 151	153	158	170/190	171	172	174	178	180
Eastern Arctic - Geese & Swans														
50102	CAGO	1	91c	10o	PQ	nd	0.009		0.001	tr	tr	nd	tr	0.003
57352	CAGO	4	92b	10o	PQ	tr	tr		nd	nd	nd	nd	nd	tr
55773	CAGO a	4	92b	10p	LB	nd	tr		nd	nd	nd	nd	nd	nd
Eastern Arctic - Sea Ducks														
60962	COEI	3	93b	10g	NT	0.004	0.009	nd	nd	nd	nd	nd	nd	nd
60963	COEI	3	93b	10g	NT	0.004	0.009	nd	nd	nd	nd	nd	nd	nd
60964	COEI	3	93b	10g	NT	0.008	0.008	nd	nd	nd	nd	nd	nd	nd
60965	COEI	3	93b	10g	NT	0.005	0.010	nd	nd	nd	nd	nd	nd	nd
60966	COEI	3	93b	10g	NT	0.005	0.010	nd	nd	nd	nd	nd	nd	nd
68240	COEI	3	94b	10k	NT	0.004	0.010	nd	0.001	tr	nd	nd	nd	0.004
68241	COEI	3	94b	10k	NT	0.003	0.008	nd	tr	nd	nd	nd	nd	0.002
68242	COEI	3	94b	10k	NT	0.004	0.008	nd	tr	nd	nd	nd	nd	0.003
68243	COEI	3	94b	10k	NT	0.004	0.009	nd	tr	tr	nd	nd	nd	0.002
50107	COEI	4	91c	10o	PQ	nd	0.005		tr	nd	nd	nd	nd	0.002
57353	COEI	1	92b	10o	PQ	0.002	0.008		tr	tr	nd	nd	nd	0.002
55778	COEI a	4	92c	10p	LB	0.002	0.010		0.001	nd	nd	nd	nd	0.004
59930	KIEI	3	93b	10c	NT	nd	0.007	nd	nd	nd	nd	nd	nd	nd
59934	KIEI	3	93b	10c	NT	0.005	0.015	nd	nd	nd	nd	nd	nd	0.004
59938	KIEI	3	93b	10c	NT	0.004	0.011	nd	nd	nd	nd	nd	nd	nd
59942	KIEI	3	93b	10c	NT	0.004	0.008	nd	nd	nd	nd	nd	nd	nd
59946	KIEI	3	93b	10c	NT	0.005	0.008	nd	nd	nd	nd	nd	nd	nd
Eastern Arctic - Alcids														
50096	BLGU	5	91c	10o	PQ	0.007	0.041		0.003	0.001	tr	tr	0.003	0.008
61291	BLGU	1	93c	10p	LB	0.023	0.088	0.001	0.013	0.004	0.003	nd	nd	0.048
61292	BLGU	1	93c	10p	LB	0.015	0.083	0.001	0.017	0.005	0.003	nd	nd	0.061
49494	TBMU	5	91c	10i	NT	0.023	0.034		0.005	0.002	0.001	nd	0.002	0.010
Eastern Arctic - Gulls														
50113	HERG	5	91b	10o	PQ	0.016	0.561		0.101	0.041	0.013	0.005	0.019	0.284

Table 11: Continued

(values in mg/kg wet weight)

USOX #	Species	N	yr	Mapref	Prov	PCB Congener 151	153	158	170/190	171	172	174	178	180
Western Arctic - Bay Ducks														
55921	GRSC	9	92b	11e	NT	nd	0.182	0.003	0.036	0.011	0.002	nd	0.003	0.071
Western Arctic - Sea Ducks														
62754	COEI	3	93c	11g	NT	0.004	0.008	nd	nd	nd	nd	nd	nd	nd
62755	COEI	3	93c	11g	NT	0.003	0.008	nd	nd	nd	nd	nd	nd	0.001
62756	COEI	3	93c	11g	NT	0.004	0.007	nd	nd	nd	nd	nd	nd	nd
62757	COEI	3	93c	11g	NT	0.003	0.007	nd	nd	nd	nd	nd	nd	tr
62758	COEI	3	93c	11g	NT	0.005	0.008	nd	nd	nd	nd	nd	nd	0.001
Western Arctic - Mergansers														
55910	RBME	2	92b	11e	NT	0.017	0.205	0.008	0.047	0.018	0.006	0.005	0.007	0.099
Western Arctic - Gulls														
55932	HERG	10	92b	11e	NT	0.011	0.079	0.002	0.013	0.005	0.002	nd	0.002	0.049
Pacific - Dabbling Ducks														
65329	MALL	5	94b	9c	YT	0.002	0.040	0.002	0.011	0.004	nd	0.003	nd	0.029
Pacific - Gulls														
65504	HERG	5	94b	9b	YT	0.014	0.075	0.002	0.011	0.004	0.002	nd	nd	0.033
65323	MEGU	5	94b	9c	YT	0.010	0.064	0.002	0.012	0.004	0.002	nd	nd	0.031

Table 11: PCB congeners in waterfowl and seabird

(values in mg/kg wet weight)

USOX #	Species	N	yr	Mapref	Prov	PCB Congener 182/187	183	185	194	195	200	201	203	206
Eastern Arctic - Geese & Swans														
50102	CAGO	1	91c	10o	PQ	0.003	tr	nd	tr	nd	nd	tr	tr	nd
57352	CAGO	4	92b	10o	PQ	tr	nd	nd	nd	nd	nd	nd	nd	nd
55773	CAGO a	4	92b	10p	LB	nd	nd	nd	nd	nd	nd	nd	nd	nd
Eastern Arctic - Sea Ducks														
60962	COEI	3	93b	10g	NT	0.003	nd	nd	nd	nd	nd	nd	nd	nd
60963	COEI	3	93b	10g	NT	nd	nd	nd	nd	nd	nd	nd	nd	nd
60964	COEI	3	93b	10g	NT	nd	nd	nd	nd	nd	nd	nd	nd	nd
60965	COEI	3	93b	10g	NT	nd	nd	nd	nd	nd	nd	nd	nd	nd
60966	COEI	3	93b	10g	NT	nd	nd	nd	nd	nd	nd	nd	nd	nd
68240	COEI	3	94b	10k	NT	0.003	tr	nd	tr	nd	nd	0.001	tr	0.002
68241	COEI	3	94b	10k	NT	0.002	tr	nd	tr	nd	nd	tr	tr	tr
68242	COEI	3	94b	10k	NT	0.002	tr	nd	tr	nd	nd	tr	tr	tr
68243	COEI	3	94b	10k	NT	0.003	tr	nd	tr	nd	nd	tr	tr	tr
50107	COEI	4	91c	10o	PQ	0.001	tr	nd	nd	nd	nd	tr	tr	nd
57353	COEI	1	92b	10o	PQ	0.002	tr	nd	tr	tr	nd	tr	tr	tr
55778	COEI a	4	92c	10p	LB	0.003	0.001	nd	tr	nd	nd	tr	tr	nd
59930	KIEI	3	93b	10c	NT	nd	nd	nd	nd	nd	nd	nd	nd	nd
59934	KIEI	3	93b	10c	NT	0.002	nd	nd	nd	nd	nd	nd	nd	nd
59938	KIEI	3	93b	10c	NT	nd	nd	nd	nd	nd	nd	nd	nd	nd
59942	KIEI	3	93b	10c	NT	nd	nd	nd	nd	nd	nd	nd	nd	nd
59946	KIEI	3	93b	10c	NT	nd	nd	nd	nd	nd	nd	nd	nd	nd
Eastern Arctic - Alcids														
50096	BLGU	5	91c	10o	PQ	0.008	0.003	nd	tr	nd	tr	0.001	0.001	nd
61291	BLGU	1	93c	10p	LB	0.028	0.009	nd	0.005	nd	nd	0.005	0.005	nd
61292	BLGU	1	93c	10p	LB	0.030	0.011	nd	0.007	0.002	nd	0.007	0.007	0.003
49494	TBMU	5	91c	10i	NT	0.011	0.003	tr	0.002	tr	0.001	0.004	0.002	0.001
Eastern Arctic - Gulls														
50113	HERG	5	91b	10o	PQ	0.165	0.076	0.001	0.053	0.008	0.016	0.090	0.061	0.038

Table 11: Continued

(values in mg/kg wet weight)

USOX #	Species	N	yr	Mapref	Prov	PCB Congener 182/187	183	185	194	195	200	201	203	206
Western Arctic - Bay Ducks														
55921	GRSC	9	92b	11e	NT	0.065	0.024	nd	0.007	0.013	0.005	0.026	0.014	0.025
Western Arctic - Sea Ducks														
62754	COEI	3	93c	11g	NT	nd	nd	nd	nd	nd	nd	nd	nd	nd
62755	COEI	3	93c	11g	NT	nd	nd	nd	nd	nd	nd	nd	nd	nd
62756	COEI	3	93c	11g	NT	nd	nd	nd	nd	nd	nd	nd	nd	nd
62757	COEI	3	93c	11g	NT	0.002	nd	nd	nd	nd	nd	nd	nd	nd
62758	COEI	3	93c	11g	NT	0.002	nd	nd	nd	nd	nd	nd	nd	nd
Western Arctic - Mergansers														
55910	RBME	2	92b	11e	NT	0.070	0.029	nd	0.011	0.006	0.006	0.023	0.014	0.004
Western Arctic - Gulls														
55932	HERG	10	92b	11e	NT	0.022	0.010	nd	0.005	0.002	nd	0.007	0.006	0.002
Pacific - Dabbling Ducks														
65329	MALL	5	94b	9c	YT	0.013	0.005	nd	0.002	nd	nd	0.003	0.003	nd
Pacific - Gulls														
65504	HERG	5	94b	9b	YT	0.019	0.009	nd	0.004	nd	nd	0.006	0.005	0.002
65323	MEGU	5	94b	9c	YT	0.014	0.008	nd	0.004	0.002	nd	0.005	0.005	0.002

Table 12 - Dioxins and Furans in waterfowl and gamebird pectoral muscle and in waterfowl and seabird eggs - 1988-93

(values in ng/kg wet weight)

USOX #	Species	Age I:A:U	Sex F:M:U	N	Year	Mapref	Prov	% lipid	% moisture	PCDD's 2378 TCDD Value	2378 TCDD MQC	12378 PnCDD Value	12378 PnCDD MQC	123478 HxCDD Value	123478 HxCDD MQC	123678 HxCDD Value	123678 HxCDD MQC
Geese & Swans																	
43846	CAGO	0:4:0	2:2:0	4	90a	9j	BC	2.10		tr	1.6	tr	2.0	tr	1.6	tr	1.6
Dabbling Ducks																	
40098	ABDU	2:3:0	3:2:0	5	88d	3a	NB	2.10	71.8	nd	1.0	nd	2.0	nd	3.0	nd	3.0
40262	ABDU	5:0:0	1:4:0	5	88d	3i	NS	2.98	70.0	nd	1.0	nd	2.0	nd	3.0	nd	3.0
40225	ABDU	7:3:0	5:5:0	10	88d	4e	PQ	2.26	69.8	nd	1.0	nd	2.0	nd	3.0	nd	3.0
40227	MALL	5:2:0	4:3:0	7	88c	4b	PQ	1.91	71.2	nd	1.0	nd	2.0	nd	3.0	nd	3.0
40535	MALL	0:10:0	3:7:0	10	88d	6h	ON	3.46	69.3	nd	1.0	nd	2.0	nd	3.0	nd	3.0
40551	MALL	5:6:0	6:5:0	11	88d	6l	ON	0.95	71.7	nd	1.0	nd	2.0	nd	3.0	nd	3.0
39868	MALL	0:7:0	3:4:0	7	88c	7c/e	ON	1.73	71.2	nd	1.0	nd	2.0	nd	3.0	nd	3.0
64667	MALL	0:10:0	7:3:0	10	93d	8g	AB	2.10	72.9	nd	7.6	nd	5.3	nd	10.9	nd	9.1
43276	MALL	0:8:0	2:6:0	8	88b	9b	YT	2.40	70.0	tr	1.5	tr	1.1	tr	2.7	tr	2.7
40324	MALL	0:8:0	3:5:0	8	88d	9j	BC	3.07	70.1	nd	1.0	nd	2.0	nd	3.0	nd	3.0
40339	MALL	0:10:0	3:7:0	10	88d	9i	BC	2.10	71.1	nd	1.0	nd	2.0	nd	3.0	nd	3.0
64769	NOPI	8:2:0	5:5:0	10	93d	8g	AB	2.80	71.6	nd	6.6	nd	5.3	nd	6.8	nd	6.0
41859	NOPI	1:11:0	2:10:0	12	88b	9b	YT	4.10	69.1	tr	2.0	tr	1.8	tr	4.3	tr	4.3
Bay Ducks																	
43601	GRSC	1:3:0	2:2:0	4	89d	4b	PQ	3.10	71.3	nd	2.0	nd	3.0			nd	4.0
51898	LESC	12:3:0	3:12:0	15	91d	4b	PQ	3.20	72.4	9.7	2.2	12.5	2.6	tr	3.0	tr	3.0
64159	LESC	0:10:0	5:5:0	10	93d	8p	SK	3.20	73.9	nd	6.4	tr	5.1	nd	10.4	nd	8.7
64790	LESC	2:8:0	1:9:0	10	93d	8x	MB	3.20	70.6	nd	7.1	nd	8.1	nd	14.5	nd	11.6
67134	LESC	5:4:0	4:5:0	9	93d	8z	MB	3.10	71.7	nd	7.4	nd	5.2	nd	10.7	nd	8.9
45979	LESC	0:10:0	1:9:0	10	90b	9b	YT	3.50	69.1	tr	0.9	tr	1.9	tr	1.1	tr	1.1
45882	LESC	0:8:0	0:8:0	8	90b	11a	YT	4.10	68.0	tr	1.2	tr	2.4	tr	1.5	tr	1.5
51892	RNDU	1:6:0	3:4:0	7	91d	4b	PQ	3.30	71.9	nd	2.2	nd	1.7	nd	2.2	nd	2.2
68161	RNDU	6:2:0	3:5:0	8	93d	8cc	MB	3.00	70.6	nd	6.2	tr	5.0	nd	6.3	nd	5.6
Sea Ducks																	
46018	BAGO	0:2:0	0:2:0	2	90b	9b	YT	3.40	69.0	tr	1.2	tr	2.3	tr	1.5	tr	1.5
57839	COEI	0:2:0	2:0:0	2	92d	1i	NF	3.00	72.2	nd	1.9	nd	2.1	nd	2.4	nd	1.8
55674	COEI	0:6:0	4:2:0	6	92b	3b	NB	3.68	71.4	nd	2.4	nd	3.0	nd	3.0	nd	2.6
57433	COEI	0:8:0	5:3:0	8	92d	3h	NS	2.50	72.1	nd	1.6	nd	2.1	nd	2.0	nd	1.8
51940	COGO	2:2:0	2:2:0	4	91d	4a	PQ	3.00	72.5	nd	2.2	nd	2.6	nd	3.0	nd	3.0
57020	COGO	2:9:0	6:5:0	11	92d	4b	PQ	3.32	72.3	nd	2.1	nd	2.1	nd	2.6	nd	2.3
63048	COGO	4:1:0	2:3:0	5	93d	8f	AB	2.90	72.1	nd	6.7	nd	4.7	nd	9.6	nd	8.0
41747	COGO	1:0:5	3:3:0	6	89d	9b	YT	3.70	70.3	nd	2.0	nd	3.0			nd	4.0
56232	OLDS	0:3:0	0:3:0	3	92d	10i	PQ	3.44	71.7	nd	2.4	nd	2.1	nd	2.6	nd	2.3

Table 12 - Continued

(values in ng/kg wet weight)

USOX #	Species	Age I:A:U	Sex F:M:U	N	Year	Mapref	Prov	% lipid	% moisture	PCDD's 2378 TCDD Value	2378 TCDD MQC	12378 PnCDD Value	12378 PnCDD MQC	123478 HxCDD Value	123478 HxCDD MQC	123678 HxCDD Value	123678 HxCDD MQC
60488	OLDS	0:9:1	4:5:1	10	93b	10d	NT	3.84	69.9	nd	7.1	nd	5.7	nd	7.3	nd	6.5
62171	OLDS	0:10:0	2:8:0	10	93c	11c	NT	3.81	70.5	nd	7.2	tr	4.2	nd	8.7	nd	7.4
55435	SUSC	0:4:0	0:4:0	4	92b	3b	NB	4.28	69.4	nd	1.6	nd	2.2	nd	2.1	nd	1.9
43463	SUSC	0:10:0	3:7:0	10	89d	9j	BC	4.10	70.9	tr	1.6	tr	1.9	tr	3.1	tr	3.1
45988	SUSC	0:4:0	1:3:0	4	90b	9b	YT	4.00	69.0	tr	1.1	tr	2.2	tr	1.4	tr	1.4
45888	SUSC	0:5:0	1:4:0	5	90b	11a	YT	3.30	68.0	tr	0.9	tr	1.9	tr	1.2	tr	1.2
63697	SUSC	1:7:0	3:5:0	8	93c	11d	NT	3.90	70.3	nd	4.8	nd	4.0	nd	5.4	nd	4.9
46015	WWSC a	1:5:0	0:6:0	6	90b	9b	YT	4.30	67.0	tr	1.4	tr	2.8	tr	1.7	tr	1.7
46019	WWSC	0:7:0	1:6:0	7	90b	11a	YT	4.60	67.0	tr	0.8	tr	1.8	tr	1.2	tr	1.2
Mergansers																	
57099	COME	5:2:0	3:4:0	7	92d	2d	LB	2.67	73.7	nd	2.4	nd	2.7	nd	3.1	nd	2.3
43420	COME	2:2:0	3:1:0	4	89d	3c	NB	2.90	71.3	2.0	2.0	nd	3.0			nd	4.0
43421	COME	3:0:0	1:2:0	3	89d	3a	NB	3.80	70.1	tr	2.0	nd	3.0			nd	4.0
43599	COME	2:0:0	0:2:0	2	89d	4a	PQ	2.20	72.2	nd	2.0	nd	3.0			nd	4.0
57281	RBME	0:8:0	5:3:0	8	92d	1f	NF	4.22	71.3	nd	1.7	nd	2.1	nd	2.4	nd	1.8
52102	RBME	2:0:0	0:2:0	2	91d	4a	PQ	4.20	71.9	nd	2.2	tr	3.1	nd	1.5	nd	1.5
52109	RBME	4:2:0	3:3:0	6	91d	4b	PQ	4.60	70.9	nd	2.2	nd	2.7	nd	3.0	nd	3.0
Loons																	
39885	COLO	0:7:0	5:2:0	7	88c	7c/e	ON	4.15	67.7	6.0	1.0	8.0	2.0	tr	3.0	4.0	3.0
56012	COLO	0:5:0	4:1:0	5	92b	10l	PQ	4.29	70.1	tr	1.7	7.9	2.2	nd	2.3	tr	1.9
Waterfowl and Seabird Eggs																	
55910	RBME			2	92b	11e	NT	18.20	65.6	tr	4.3	nd	7.8	nd	6.0	tr	4.8
55921	GRSC			9	92b	11e	NT	19.10	62.2	nd	2.1	nd	4.2	nd	3.7	nd	3.4
55932	HERG			10	92b	11e	NT	8.40	75.1	tr	16.0	tr	2.2	nd	1.9	2.2	1.6

Table 12 - Continued

(values in ng/kg wet weight)

USOX #	Species	Age I:A:U	Sex F:M:U	N	Year	Mapref	Prov	PCDD's 123789 HxCDD Value	MQC	1234678 HpCDD Value	MQC	OCDD Value	MQC	PCDF's 2378 TCDF Value	MQC	12378 PnCDF Value	MQC
Geese & Swans																	
43846	CAGO	0:4:0	2:2:0	4	90a	9j	BC	tr	1.6	tr	2.1	tr	3.5	tr	0.9	tr	1.2
Dabbling Ducks																	
40098	ABDU	2:3:0	3:2:0	5	88d	3a	NB	nd	3.0	nd	6.0	nd	8.0	nd	1.0		
40262	ABDU	5:0:0	1:4:0	5	88d	3i	NS	nd	3.0	nd	6.0	nd	8.0	nd	1.0		
40225	ABDU	7:3:0	5:5:0	10	88d	4e	PQ	nd	3.0	nd	6.0	nd	8.0	nd	1.0		
40227	MALL	5:2:0	4:3:0	7	88c	4b	PQ	nd	3.0	nd	6.0	nd	8.0	2.0	1.0		
40535	MALL	0:10:0	3:7:0	10	88d	6h	ON	nd	3.0	nd	6.0	nd	8.0	nd	1.0		
40551	MALL	5:6:0	6:5:0	11	88d	6l	ON	nd	3.0	nd	6.0	nd	8.0	nd	1.0		
39868	MALL	0:7:0	3:4:0	7	88c	7c/e	ON	nd	3.0	nd	6.0	nd	8.0	nd	1.0		
64667	MALL	0:10:0	7:3:0	10	93d	8g	AB	nd	9.1	nd	16.7	nd	19.3	nd	3.5	nd	3.1
43276	MALL	0:8:0	2:6:0	8	88b	9b	YT	tr	2.7	tr	5.3	tr	12.0	tr	0.8	tr	1.1
40324	MALL	0:8:0	3:5:0	8	88d	9j	BC	nd	3.0	nd	6.0	nd	8.0	6.0	1.0		
40339	MALL	0:10:0	3:7:0	10	88d	9i	BC	nd	3.0	nd	6.0	nd	8.0	nd	1.0		
64769	NOPI	8:2:0	5:5:0	10	93d	8g	AB	nd	6.0	nd	12.4	nd	14.4	nd	3.1	nd	3.1
41859	NOPI	1:11:0	2:10:0	12	88b	9b	YT	tr	4.3	tr	8.2	tr	18.0	tr	1.1	tr	1.7
Bay Ducks																	
43601	GRSC	1:3:0	2:2:0	4	89d	4b	PQ	nd	4.0	nd	6.0	nd	10.0	3.0	2.0		
51898	LESC	12:3:0	3:12:0	15	91d	4b	PQ	tr	3.0	nd	6.4	nd	6.4	8.6	1.4	7.5	2.1
64159	LESC	0:10:0	5:5:0	10	93d	8p	SK	nd	7.9	nd	16.0	nd	18.6	nd	2.9	nd	3.0
64790	LESC	2:8:0	1:9:0	10	93d	8x	MB	nd	9.7	nd	22.3	nd	24.8	nd	4.1	nd	4.8
67134	LESC	5:4:0	4:5:0	9	93d	8z	MB	nd	8.9	tr	16.3	nd	19.0	nd	3.4	nd	3.1
45979	LESC	0:10:0	1:9:0	10	90b	9b	YT	tr	1.1	tr	1.2	tr	1.5	1.9	0.7	tr	1.0
45882	LESC	0:8:0	0:8:0	8	90b	11a	YT	tr	1.5	tr	2.0	tr	3.1	3.2	0.9	tr	1.2
51892	RNDU	1:6:0	3:4:0	7	91d	4b	PQ	nd	2.2	nd	8.3	nd	6.2	nd	1.0	nd	1.0
68161	RNDU	6:2:0	3:5:0	8	93d	8cc	MB	nd	5.6	nd	11.6	nd	13.5	nd	2.9	nd	2.9
Sea Ducks																	
46018	BAGO	0:2:0	0:2:0	2	90b	9b	YT	tr	1.5	tr	1.5	tr	2.0	tr	0.9	tr	1.2
57839	COEI	0:2:0	2:0:0	2	92d	1i	NF	nd	1.8	nd	2.6	nd	4.4	nd	1.9	nd	2.4
55674	COEI	0:6:0	4:2:0	6	92b	3b	NB	nd	2.6	nd	3.2	nd	5.3	nd	2.9	nd	3.5
57433	COEI	0:8:0	5:3:0	8	92d	3h	NS	nd	1.8	nd	2.4	nd	4.5	nd	1.5	nd	2.5
51940	COGO	2:2:0	2:2:0	4	91d	4a	PQ	nd	3.0	nd	6.3	nd	6.3	nd	1.4	nd	2.1
57020	COGO	2:9:0	6:5:0	11	92d	4b	PQ	nd	2.3	nd	2.7	nd	4.5	nd	2.1	nd	2.5
63048	COGO	4:1:0	2:3:0	5	93d	8f	AB	nd	8.0	nd	14.6	nd	17.0	nd	3.1	nd	2.8
41747	COGO	1:0:5	3:3:0	6	89d	9b	YT	nd	4.0	nd	6.0	nd	10.0	nd	2.0		
56232	OLDS	0:3:0	0:3:0	3	92d	10i	PQ	nd	2.3	nd	3.2	nd	5.4	nd	2.4	nd	2.5

Table 12 - Continued

(values in ng/kg wet weight)

USOX #	Species	Age I:A:U	Sex F:M:U	N	Year	Mapref	Prov	PCDD's 123789 HxCDD Value	MQC	1234678 HpCDD Value	MQC	OCDD Value	MQC	PCDF's 2378 TCDF Value	MQC	12378 PnCDF Value	MQC
60488	OLDS	0:9:1	4:5:1	10	93b	10d	NT	nd	6.5	nd	13.4	nd	15.5	nd	3.3	nd	3.4
62171	OLDS	0:10:0	2:8:0	10	93c	11c	NT	nd	7.4	nd	11.9	nd	13.9	nd	3.4	nd	2.5
55435	SUSC	0:4:0	0:4:0	4	92b	3b	NB	nd	1.9	nd	2.5	nd	4.1	nd	1.6	nd	2.6
43463	SUSC	0:10:0	3:7:0	10	89d	9j	BC	tr	3.1	tr	5.0	tr	11.0	13.0	1.5	tr	1.5
45988	SUSC	0:4:0	1:3:0	4	90b	9b	YT	tr	1.4	tr	1.8	tr	2.9	2.2	0.7	tr	1.1
45888	SUSC	0:5:0	1:4:0	5	90b	11a	YT	tr	1.2	tr	1.4	tr	2.1	tr	0.7	tr	0.9
63697	SUSC	1:7:0	3:5:0	8	93c	11d	NT	nd	4.5	nd	11.3	nd	13.9	nd	2.2	nd	2.4
46015	WWSC a	1:5:0	0:6:0	6	90b	9b	YT	tr	1.7	2.3	2.3	4.1	3.9	1.6	1.1	tr	1.4
46019	WWSC	0:7:0	1:6:0	7	90b	11a	YT	tr	1.2	tr	1.6	tr	2.6	tr	0.6	tr	0.9
Mergansers																	
57099	COME	5:2:0	3:4:0	7	92d	2d	LB	nd	2.3	nd	3.2	nd	6.4	nd	3.6	nd	4.7
43420	COME	2:2:0	3:1:0	4	89d	3c	NB	nd	4.0	nd	6.0	nd	10.0	6.0	2.0		
43421	COME	3:0:0	1:2:0	3	89d	3a	NB	nd	4.0	nd	6.0	nd	10.0	tr	2.0		
43599	COME	2:0:0	0:2:0	2	89d	4a	PQ	nd	4.0	nd	6.0	nd	10.0	3.0	2.0		
57281	RBME	0:8:0	5:3:0	8	92d	1f	NF	nd	1.8	nd	2.7	nd	4.8	nd	1.6	nd	2.4
52102	RBME	2:0:0	0:2:0	2	91d	4a	PQ	nd	1.5	nd	6.4	nd	6.4	nd	0.7	nd	1.0
52109	RBME	4:2:0	3:3:0	6	91d	4b	PQ	nd	3.0	nd	4.2	nd	6.4	tr	1.4	nd	1.6
Loons																	
39885	COLO	0:7:0	5:2:0	7	88c	7c/e	ON	tr	3.0	tr	6.0	nd	8.0	nd	1.0		
56012	COLO	0:5:0	4:1:0	5	92b	10l	PQ	nd	1.9	nd	2.4	nd	4.0	nd	1.7	nd	2.5
Waterfowl and Seabird Eggs																	
55910	RBME			2	92b	11e	NT	nd	4.8	nd	10.3	nd	10.6	nd	2.1	nd	7.3
55921	GRSC			9	92b	11e	NT	nd	3.4	nd	4.7	nd	4.4	nd	1.0	nd	3.9
55932	HERG			10	92b	11e	NT	nd	1.6	2.6	2.6	trt	3.9	nd	0.8	nd	2.1

Table 12 - Continued

(values in ng/kg wet weight)

USOX #	Species	Age I:A:U	Sex F:M:U	N	Year	Mapref	Prov	PCDF's 23478 PnCDF Value	23478 PnCDF MQC	123478 HxCDF Value	123478 HxCDF MQC	123678 HxCDF Value	123678 HxCDF MQC	123789 HxCDF Value	123789 HxCDF MQC	234678 HxCDF Value	234678 HxCDF MQC
Geese & Swans																	
43846	CAGO	0:4:0	2:2:0	4	90a	9j	BC	tr	1.2	tr	1.3	tr	1.3	tr	1.3	tr	1.3
Dabbling Ducks																	
40098	ABDU	2:3:0	3:2:0	5	88d	3a	NB	nd	2.0								
40262	ABDU	5:0:0	1:4:0	5	88d	3i	NS	nd	2.0								
40225	ABDU	7:3:0	5:5:0	10	88d	4e	PQ	nd	2.0								
40227	MALL	5:2:0	4:3:0	7	88c	4b	PQ	nd	2.0								
40535	MALL	0:10:0	3:7:0	10	88d	6h	ON	nd	2.0								
40551	MALL	5:6:0	6:5:0	11	88d	6l	ON	nd	2.0								
39868	MALL	0:7:0	3:4:0	7	88c	7c/e	ON	nd	2.0								
64667	MALL	0:10:0	7:3:0	10	93d	8g	AB	nd	3.1	nd	5.7	nd	5.7	nd	5.7	nd	5.7
43276	MALL	0:8:0	2:6:0	8	88b	9b	YT	tr	1.1	tr	2.1	tr	2.1	tr	2.1	tr	2.1
40324	MALL	0:8:0	3:5:0	8	88d	9j	BC	nd	2.0								
40339	MALL	0:10:0	3:7:0	10	88d	9i	BC	nd	2.0								
64769	NOPI	8:2:0	5:5:0	10	93d	8g	AB	nd	3.1	nd	3.8	nd	3.8	nd	3.8	nd	3.8
41859	NOPI	1:11:0	2:10:0	12	88b	9b	YT	tr	1.7	tr	3.4	tr	3.4	tr	3.4	tr	3.4
Bay Ducks																	
43601	GRSC	1:3:0	2:2:0	4	89d	4b	PQ	nd	3.0	nd	4.0	nd	4.0			nd	4.0
51898	LESC	12:3:0	3:12:0	15	91d	4b	PQ	nd	2.1	nd	1.9	nd	1.9	nd	1.9	nd	1.9
64159	LESC	0:10:0	5:5:0	10	93d	8p	SK	nd	3.0	nd	5.0	nd	5.0	nd	5.0	nd	5.0
64790	LESC	2:8:0	1:9:0	10	93d	8x	MB	nd	4.8	nd	6.1	nd	6.1	nd	6.1	nd	6.1
67134	LESC	5:4:0	4:5:0	9	93d	8z	MB	nd	3.1	nd	5.6	nd	5.6	nd	5.6	nd	5.6
45979	LESC	0:10:0	1:9:0	10	90b	9b	YT	tr	1.0	tr	1.0	tr	1.0	tr	1.0	tr	1.0
45882	LESC	0:8:0	0:8:0	8	90b	11a	YT	tr	1.2	tr	1.2	tr	1.2	tr	1.2	tr	1.2
51892	RNDU	1:6:0	3:4:0	7	91d	4b	PQ	nd	1.0	nd	1.4	nd	1.4	nd	1.4	nd	1.4
68161	RNDU	6:2:0	3:5:0	8	93d	8cc	MB	nd	2.9	nd	3.5	nd	3.5	nd	3.5	nd	3.5
Sea Ducks																	
46018	BAGO	0:2:0	0:2:0	2	90b	9b	YT	tr	1.2	tr	1.2	tr	1.2	tr	1.2	tr	1.2
57839	COEI	0:2:0	2:0:0	2	92d	1i	NF	nd	2.4	nd	2.2	nd	2.2	nd	2.2	nd	2.2
55674	COEI	0:6:0	4:2:0	6	92b	3b	NB	nd	3.5	nd	3.3	nd	3.3	nd	3.3	nd	3.3
57433	COEI	0:8:0	5:3:0	8	92d	3h	NS	nd	2.5	nd	2.6	nd	2.6	nd	2.6	nd	2.6
51940	COGO	2:2:0	2:2:0	4	91d	4a	PQ	nd	2.1	nd	1.9	nd	1.9	nd	1.9	nd	1.9
57020	COGO	2:9:0	6:5:0	11	92d	4b	PQ	nd	2.5	nd	2.9	nd	2.9	nd	2.9	nd	2.9
63048	COGO	4:1:0	2:3:0	5	93d	8f	AB	nd	2.8	nd	5.0	nd	5.0	nd	5.0	nd	5.0
41747	COGO	1:0:5	3:3:0	6	89d	9b	YT	nd	3.0	nd	4.0	nd	4.0			nd	4.0
56232	OLDS	0:3:0	0:3:0	3	92d	10i	PQ	nd	2.5	nd	2.9	nd	2.9	nd	2.9	nd	2.9

Table 12 - Continued

(values in ng/kg wet weight)

USOX #	Species	Age I:A:U	Sex F:M:U	N	Year	Mapref	Prov	PCDF's 23478 PnCDF Value	MQC	123478 HxCDF Value	MQC	123678 HxCDF Value	MQC	123789 HxCDF Value	MQC	234678 HxCDF Value	MQC
60488	OLDS	0:9:1	4:5:1	10	93b	10d	NT	nd	3.4	nd	4.1	nd	4.1	nd	4.1	nd	4.1
62171	OLDS	0:10:0	2:8:0	10	93c	11c	NT	nd	2.5	nd	4.7	nd	4.7	nd	4.7	nd	4.7
55435	SUSC	0:4:0	0:4:0	4	92b	3b	NB	nd	2.6	nd	2.8	nd	2.8	nd	2.8	nd	2.8
43463	SUSC	0:10:0	3:7:0	10	89d	9j	BC	tr	1.5	tr	2.3	tr	2.3	tr	2.3	tr	2.3
45988	SUSC	0:4:0	1:3:0	4	90b	9b	YT	tr	1.1	tr	1.2	tr	1.2	tr	1.2	tr	1.2
45888	SUSC	0:5:0	1:4:0	5	90b	11a	YT	tr	0.9	tr	1.0	tr	1.0	tr	1.0	tr	1.0
63697	SUSC	1:7:0	3:5:0	8	93c	11d	NT	nd	2.4	nd	2.8	nd	2.8	nd	2.8	nd	2.8
46015	WWSC a	1:5:0	0:6:0	6	90b	9b	YT	tr	1.4	tr	1.4	tr	1.4	tr	1.4	tr	1.4
46019	WWSC	0:7:0	1:6:0	7	90b	11a	YT	tr	0.9	tr	1.0	tr	1.0	tr	1.0	tr	1.0
Mergansers																	
57099	COME	5:2:0	3:4:0	7	92d	2d	LB	nd	4.7	nd	2.9	nd	2.9	nd	2.9	nd	2.9
43420	COME	2:2:0	3:1:0	4	89d	3c	NB	tr	3.0	nd	4.0	nd	4.0			nd	4.0
43421	COME	3:0:0	1:2:0	3	89d	3a	NB	nd	3.0	nd	4.0	nd	4.0			nd	4.0
43599	COME	2:0:0	0:2:0	2	89d	4a	PQ	nd	3.0	nd	4.0	nd	4.0			nd	4.0
57281	RBME	0:8:0	5:3:0	8	92d	1f	NF	nd	2.4	nd	2.6	nd	2.6	nd	2.6	nd	2.6
52102	RBME	2:0:0	0:2:0	2	91d	4a	PQ	nd	1.0	nd	1.4	nd	1.4	nd	1.4	nd	1.4
52109	RBME	4:2:0	3:3:0	6	91d	4b	PQ	nd	1.6	nd	1.9	nd	1.9	nd	1.9	nd	1.9
Loons																	
39885	COLO	0:7:0	5:2:0	7	88c	7c/e	ON	8.0	2.0								
56012	COLO	0:5:0	4:1:0	5	92b	10l	PQ	nd	2.5	nd	3.1	nd	3.1	nd	3.1	nd	3.1
Waterfowl and Seabird Eggs																	
55910	RBME			2	92b	11e	NT	nd	7.3	nd	3.0	nd	3.0	nd	3.0	nd	3.0
55921	GRSC			9	92b	11e	NT	nd	3.9	nd	2.1	nd	2.1	nd	2.1	nd	2.1
55932	HERG			10	92b	11e	NT	nd	2.1	nd	1.0	nd	1.0	nd	1.0	nd	1.0

Table 12 - Continued

(values in ng/kg wet weight)

USOX #	Species	Age I:A:U	Sex F:M:U	N	Year	Mapref	Prov	PCDF's 1234678 HpCDF Value	1234678 HpCDF MQC	1234789 HpCDF Value	1234789 HpCDF MQC	OCDF Value	OCDF MQC	NON-ORTHO PCB's MQC	PCB 37	PCB 77	PCB 126	PCB 169
Geese & Swans																		
43846	CAGO	0:4:0	2:2:0	4	90a	9j	BC	tr	2.8	tr	2.8	tr	2.8					
Dabbling Ducks																		
40098	ABDU	2:3:0	3:2:0	5	88d	3a	NB											
40262	ABDU	5:0:0	1:4:0	5	88d	3i	NS											
40225	ABDU	7:3:0	5:5:0	10	88d	4e	PQ											
40227	MALL	5:2:0	4:3:0	7	88c	4b	PQ											
40535	MALL	0:10:0	3:7:0	10	88d	6h	ON											
40551	MALL	5:6:0	6:5:0	11	88d	6l	ON											
39868	MALL	0:7:0	3:4:0	7	88c	7c/e	ON											
64667	MALL	0:10:0	7:3:0	10	93d	8g	AB	nd	8.1	nd	8.1	nd	12.7	100.0	nd	tr	tr	nd
43276	MALL	0:8:0	2:6:0	8	88b	9b	YT	tr	7.2	tr	7.2	tr	11.0					
40324	MALL	0:8:0	3:5:0	8	88d	9j	BC											
40339	MALL	0:10:0	3:7:0	10	88d	9i	BC											
64769	NOPI	8:2:0	5:5:0	10	93d	8g	AB	nd	6.1	nd	6.1	nd	9.5	100.0	nd	nd	nd	nd
41859	NOPI	1:11:0	2:10:0	12	88b	9b	YT	tr	11.0	tr	11.0	tr	16.0					
Bay Ducks																		
43601	GRSC	1:3:0	2:2:0	4	89d	4b	PQ											
51898	LESC	12:3:0	3:12:0	15	91d	4b	PQ	tr	3.1	nd	3.1	nd	4.5	50.0	tr	91.0	tr	tr
64159	LESC	0:10:0	5:5:0	10	93d	8p	SK	nd	7.8	nd	7.8	nd	12.1	100.0	nd	tr	nd	nd
64790	LESC	2:8:0	1:9:0	10	93d	8x	MB	nd	10.9	nd	10.9	nd	16.2	100.0	nd	tr	nd	nd
67134	LESC	5:4:0	4:5:0	9	93d	8z	MB	nd	8.0	nd	8.0	nd	12.4	100.0	nd	nd	nd	nd
45979	LESC	0:10:0	1:9:0	10	90b	9b	YT	tr	1.6	tr	1.6	tr	1.3					
45882	LESC	0:8:0	0:8:0	8	90b	11a	YT	tr	2.6	tr	2.6	tr	2.6					
51892	RNDU	1:6:0	3:4:0	7	91d	4b	PQ	nd	3.0	nd	3.0	nd	4.4	50.0	tr	102.0	tr	nd
68161	RNDU	6:2:0	3:5:0	8	93d	8cc	MB	nd	5.7	nd	5.7	nd	8.8	100.0	nd	nd	nd	nd
Sea Ducks																		
46018	BAGO	0:2:0	0:2:0	2	90b	9b	YT	tr	2.0	tr	2.0	tr	2.0					
57839	COEI	0:2:0	2:0:0	2	92d	1i	NF	nd	2.1	nd	2.1	nd	2.5	100.0	tr	tr	tr	nd
55674	COEI	0:6:0	4:2:0	6	92b	3b	NB	nd	3.1	nd	3.1	tr	2.2	100.0	tr	168.0	tr	nd
57433	COEI	0:8:0	5:3:0	8	92d	3h	NS	nd	2.3	nd	2.3	nd	2.5	100.0	tr	tr	tr	nd
51940	COGO	2:2:0	2:2:0	4	91d	4a	PQ	nd	3.1	nd	3.1	nd	4.5	50.0	tr	203.0	tr	tr
57020	COGO	2:9:0	6:5:0	11	92d	4b	PQ	nd	2.1	nd	2.1	nd	2.6	100.0	tr	114.0	tr	tr
63048	COGO	4:1:0	2:3:0	5	93d	8f	AB	tr	7.1	nd	7.1	nd	11.1	100.0	nd	nd	nd	nd
41747	COGO	1:0:5	3:3:0	6	89d	9b	YT											
56232	OLDS	0:3:0	0:3:0	3	92d	10i	PQ	nd	2.5	nd	2.5	nd	3.1	100.0	tr	tr	117.0	tr

Table 12 - Continued

(values in ng/kg wet weight)

USOX #	Species	Age I:A:U	Sex F:M:U	N	Year	Mapref	Prov	PCDF's 1234678 HpCDF Value	MQC	1234789 HpCDF Value	MQC	OCDF Value	MQC	NON-ORTHO PCB's MQC	PCB 37	PCB 77	PCB 126	PCB 169
60488	OLDS	0:9:1	4:5:1	10	93b	10d	NT	nd	6.5	nd	6.5	nd	10.2	100.0	nd	tr	tr	nd
62171	OLDS	0:10:0	2:8:0	10	93c	11c	NT	nd	5.8	nd	5.8	nd	9.1	100.0	tr	nd	nd	nd
55435	SUSC	0:4:0	0:4:0	4	92b	3b	NB	nd	2.8	nd	2.8	nd	2.3	100.0	224.0	299.0	tr	nd
43463	SUSC	0:10:0	3:7:0	10	89d	9j	BC	tr	6.6	tr	6.6	tr	10.0					
45988	SUSC	0:4:0	1:3:0	4	90b	9b	YT	tr	2.5	tr	2.5	tr	2.5					
45888	SUSC	0:5:0	1:4:0	5	90b	11a	YT	tr	1.9	tr	1.9	tr	1.8					
63697	SUSC	1:7:0	3:5:0	8	93c	11d	NT	nd	5.5	nd	5.5	nd	9.1	100.0	tr	tr	nd	nd
46015	WWSC a	1:5:0	0:6:0	6	90b	9b	YT	tr	3.2	3.2	3.2	tr	3.3					
46019	WWSC	0:7:0	1:6:0	7	90b	11a	YT	tr	2.2	tr	2.2	tr	2.2					
Mergansers																		
57099	COME	5:2:0	3:4:0	7	92d	2d	LB	nd	2.1	nd	2.1	nd	2.7	100.0	tr	tr	tr	nd
43420	COME	2:2:0	3:1:0	4	89d	3c	NB											
43421	COME	3:0:0	1:2:0	3	89d	3a	NB											
43599	COME	2:0:0	0:2:0	2	89d	4a	PQ											
57281	RBME	0:8:0	5:3:0	8	92d	1f	NF	nd	2.6	nd	2.6	nd	3.3	100.0	tr	tr	tr	tr
52102	RBME	2:0:0	0:2:0	2	91d	4a	PQ	nd	3.1	nd	3.1	nd	4.5	50.0	tr	tr	tr	tr
52109	RBME	4:2:0	3:3:0	6	91d	4b	PQ	nd	4.2	nd	4.2	nd	4.5	50.0	tr	181.0	65.0	tr
Loons																		
39885	COLO	0:7:0	5:2:0	7	88c	7c/e	ON											
56012	COLO	0:5:0	4:1:0	5	92b	10l	PQ	nd	2.4	nd	2.4	nd	2.3	100.0	tr	tr	303.0	tr
Waterfowl and Seabird Eggs																		
55910	RBME			2	92b	11e	NT	nd	3.3	nd	3.3	nd	3.0	100.0	1188.0	17255.0	981.0	tr
55921	GRSC			9	92b	11e	NT	nd	1.5	nd	1.5	nd	1.3	100.0	1207.0	4082.0	485.0	tr
55932	HERG			10	92b	11e	NT	nd	0.9	nd	0.9	nd	1.1	100.0	tr	tr	tr	tr

Table 13: Statistical summary of metals in waterfowl and gamebird pectoral muscle - 1987-95

(MIN, MAX & MEDIAN values in mg/kg wet weight)

Species	# of Pools	# of Birds	Regions	# of Sites	Parameter	As	Se	Pb	Hg	Cd
INSECTIVORES (10 pools, 44 birds)										
AMWO	8	31	3,4	5	# DETECTS	8	8	7	2	3
					% DETECTS	100.0	100.0	87.5	25.0	37.5
					# NON-DETECTS	0	0	1	6	5
					# MISSING VALUES	0	0	0	0	0
					MIN	0.014	0.249	nd	nd	nd
					MAX	0.099	0.736	6.975	0.170	0.151
					MEDIAN	0.059	0.510	0.642	0.040	0.058
COSN	2	13	3,4	2	# DETECTS	2	2	1	2	1
					% DETECTS	100.0	100.0	50.0	100.0	50.0
					# NON-DETECTS	0	0	1	0	1
					# MISSING VALUES	0	0	0	0	0
					MIN	0.040	0.291	nd	0.126	nd
					MAX	0.202	0.460	0.225	0.242	0.042
					MEDIAN	0.121	0.375	0.125	0.184	0.049
TERRESTRIAL BROWSERS (34 pools, 145 birds)										
ROPT	9	46	1,9,10,11	8	# DETECTS	4	9	9	0	6
					% DETECTS	44.4	100.0	100.0	0.0	66.7
					# NON-DETECTS	5	0	0	9	3
					# MISSING VALUES	0	0	0	0	0
					MIN	nd	0.060	0.017	nd	nd
					MAX	0.020	0.472	7.351	nd	0.437
					MEDIAN	0.020	0.180	0.826	na	0.060
WIPT	12	50	1,9,10,11	10	# DETECTS	4	11	9	0	7
					% DETECTS	33.3	91.7	75.0	0.0	58.3
					# NON-DETECTS	8	1	3	12	5
					# MISSING VALUES	0	0	0	0	0
					MIN	nd	nd	nd	nd	nd
					MAX	0.016	0.215	10.749	nd	0.583
					MEDIAN	0.015	0.140	0.156	na	0.095
PTAR	1	6	9	1	# DETECTS	0	1	1	0	1
					% DETECTS	0.0	100.0	100.0	0.0	100.0
					# NON-DETECTS	1	0	0	1	0
					# MISSING VALUES	0	0	0	0	0
					MIN	nd	0.129	0.182	nd	0.074
					MAX	nd	0.129	0.182	nd	0.074
					MEDIAN	na	0.129	0.182	na	0.074
RUGR	3	4	8,9	3	# DETECTS	0	3	0	0	1
					% DETECTS	0.0	100.0	0.0	0.0	33.3
					# NON-DETECTS	3	0	3	3	2
					# MISSING VALUES	0	0	0	0	0
					MIN	nd	0.288	nd	nd	nd
					MAX	nd	0.527	nd	nd	0.086
					MEDIAN	na	0.495	na	na	0.055

Table 13: Continued

(MIN, MAX & MEDIAN values in mg/kg wet weight)

Species	# of Pools	# of Birds	Regions	# of Sites	Parameter	As	Se	Pb	Hg	Cd
TERRESTRIAL BROWSERS continued										
STGR	1	7	11	1	# DETECTS	0	1	1	0	0
					% DETECTS	0.0	100.0	100.0	0.0	0.0
					# NON-DETECTS	1	0	0	1	1
					# MISSING VALUES	0	0	0	0	0
					MIN	nd	0.079	0.044	nd	nd
					MAX	nd	0.079	0.044	nd	nd
					MEDIAN	na	0.079	0.044	na	na
SPGR	8	32	5,8,9,11	6	# DETECTS	0	7	3	0	0
					% DETECTS	0.0	100.0	37.5	0.0	0.0
					# NON-DETECTS	7	0	5	8	8
					# MISSING VALUES	1	1	0	0	0
					MIN	nd	0.052	nd	nd	nd
					MAX	nd	0.475	2.792	nd	nd
					MEDIAN	na	0.220	0.058	na	na
GEESE & SWANS (114 pools, 692 birds)										
ATBR	3	20	5	1	# DETECTS	0	0	0	0	0
					% DETECTS	na	na	0.0	0.0	0.0
					# NON-DETECTS	0	0	3	3	3
					# MISSING VALUES	3	3	0	0	0
					MIN	na	na	nd	nd	nd
					MAX	na	na	nd	nd	nd
					MEDIAN	na	na	na	na	na
BLBR	2	11	9,11	2	# DETECTS	0	2	0	0	1
					% DETECTS	0.0	100.0	0.0	0.0	50.0
					# NON-DETECTS	2	0	2	2	1
					# MISSING VALUES	0	0	0	0	0
					MIN	nd	0.407	nd	nd	nd
					MAX	nd	0.781	nd	nd	0.168
					MEDIAN	na	0.594	na	na	0.121
CAGO	67	381	all	51	# DETECTS	12	46	12	2	3
					% DETECTS	24.0	92.0	17.9	3.0	4.5
					# NON-DETECTS	38	4	55	65	64
					# MISSING VALUES	17	17	0	0	0
					MIN	nd	nd	nd	nd	nd
					MAX	0.019	0.695	3.725	0.156	0.074
					MEDIAN	0.015	0.100	0.020	0.030	0.035
GSGO	7	44	4,10	2	# DETECTS	7	6	1	0	0
					% DETECTS	100.0	85.7	14.3	0.0	0.0
					# NON-DETECTS	0	1	6	7	7
					# MISSING VALUES	0	0	0	0	0
					MIN	0.003	nd	nd	nd	nd
					MAX	0.600	0.187	0.019	nd	nd
					MEDIAN	0.010	0.142	0.019	na	na

Table 13: Continued

(MIN, MAX & MEDIAN values in mg/kg wet weight)

Species	# of Pools	# of Birds	Regions	# of Sites	Parameter	As	Se	Pb	Hg	Cd
GEESE & SWANS continued										
LSGO	32	217	5,7,8, 10,11	18	# DETECTS	14	27	14	0	6
					% DETECTS	48.3	93.1	43.8	0.0	18.8
					# NON-DETECTS	15	2	18	32	26
					# MISSING VALUES	3	3	0	0	0
					MIN	nd	nd	nd	nd	nd
					MAX	0.900	0.826	42.300	nd	0.031
					MEDIAN	0.020	0.309	0.025	na	0.030
GWFG	2	13	8	2	# DETECTS	0	2	2	0	0
					% DETECTS	0.0	100.0	100.0	0.0	0.0
					# NON-DETECTS	2	0	0	2	2
					# MISSING VALUES	0	0	0	0	0
					MIN	nd	0.677	0.032	nd	nd
					MAX	nd	0.850	0.188	nd	nd
					MEDIAN	na	0.763	0.110	na	na
WHSW	1	6	11	1	# DETECTS	0	1	0	0	0
					% DETECTS	0.0	100.0	0.0	0.0	0.0
					# NON-DETECTS	1	0	1	1	1
					# MISSING VALUES	0	0	0	0	0
					MIN	nd	0.574	nd	nd	nd
					MAX	nd	0.574	nd	nd	nd
					MEDIAN	na	0.574	na	na	na
DABBLING DUCKS (326 pools, 1730 birds)										
AMWI	27	115	4,5,7,8, 9,11	20	# DETECTS	3	24	8	2	0
					% DETECTS	11.5	92.3	29.6	7.4	0.0
					# NON-DETECTS	23	2	19	25	27
					# MISSING VALUES	1	1	0	0	0
					MIN	nd	nd	nd	nd	nd
					MAX	0.053	0.718	18.081	0.060	nd
					MEDIAN	0.020	0.326	0.020	0.015	na
ABDU	47	229	1,2,3,4,5, 6,7,8,10	33	# DETECTS	24	36	22	39	10
					% DETECTS	60.0	90.0	46.8	83.0	21.3
					# NON-DETECTS	16	4	25	8	37
					# MISSING VALUES	7	7	0	0	0
					MIN	nd	nd	nd	nd	nd
					MAX	0.209	0.940	194.096	0.297	0.227
					MEDIAN	0.020	0.366	0.030	0.096	0.035
MALL	118	800	2,3,4,5,6, 7,8,9,11	59	# DETECTS	20	81	56	57	30
					% DETECTS	21.5	87.1	47.5	48.3	25.4
					# NON-DETECTS	73	12	62	61	88
					# MISSING VALUES	25	25	0	0	0
					MIN	nd	nd	nd	nd	nd
					MAX	3.264	3.159	181.408	0.341	0.288
					MEDIAN	0.020	0.269	0.076	0.035	0.035

Table 13: Continued

(MIN, MAX & MEDIAN values in mg/kg wet weight)

Species	# of Pools	# of Birds	Regions	# of Sites	Parameter	As	Se	Pb	Hg	Cd
DABBLING DUCKS continued										
BWTE	14	52	3,8,9	13	# DETECTS	1	14	3	13	2
					% DETECTS	7.1	100.0	21.4	92.9	14.3
					# NON-DETECTS	13	0	11	1	12
					# MISSING VALUES	0	0	0	0	0
					MIN	nd	0.122	nd	nd	nd
					MAX	0.009	0.734	0.105	0.704	0.095
					MEDIAN	0.020	0.281	0.020	0.149	0.048
AGWT	48	235	all	35	# DETECTS	17	42	15	41	3
					% DETECTS	39.5	97.7	31.3	85.4	6.1
					# NON-DETECTS	26	1	33	7	46
					# MISSING VALUES	5	5	0	0	0
					MIN	nd	nd	nd	nd	nd
					MAX	0.200	1.796	9.570	0.665	0.073
					MEDIAN	0.020	0.429	0.025	0.071	0.038
GADW	18	64	4,6,8,9	14	# DETECTS	2	16	6	3	1
					% DETECTS	11.1	88.9	33.3	16.7	5.6
					# NON-DETECTS	16	2	12	15	17
					# MISSING VALUES	0	0	0	0	0
					MIN	nd	nd	nd	nd	nd
					MAX	0.026	0.815	2.892	0.087	0.075
					MEDIAN	0.020	0.370	0.020	0.025	0.035
NOPI	32	156	4,5,8,9, 10,11	23	# DETECTS	2	25	10	21	3
					% DETECTS	7.7	96.2	31.3	65.6	9.4
					# NON-DETECTS	24	1	22	11	29
					# MISSING VALUES	6	6	0	0	0
					MIN	nd	nd	nd	nd	nd
					MAX	0.035	2.077	1.745	0.231	0.078
					MEDIAN	0.020	0.382	0.020	0.056	0.040
NOSH	12	52	7,8,9	10	# DETECTS	1	10	3	12	1
					% DETECTS	8.3	83.3	25.0	100.0	8.3
					# NON-DETECTS	11	2	9	0	11
					# MISSING VALUES	1	1	0	0	0
					MIN	nd	nd	nd	0.043	nd
					MAX	0.126	0.753	91.538	0.332	0.064
					MEDIAN	0.023	0.262	0.028	0.188	0.038
WODU	10	27	3,4,5,6,7	8	# DETECTS	5	5	3	2	1
					% DETECTS	100.0	100.0	30.0	20.0	10.0
					# NON-DETECTS	0	0	7	8	9
					# MISSING VALUES	5	5	0	0	0
					MIN	0.003	0.234	nd	nd	nd
					MAX	1.700	0.560	3.090	0.095	0.054
					MEDIAN	0.002	0.117	0.038	0.035	0.052

Table 13: Continued

(MIN, MAX & MEDIAN values in mg/kg wet weight)

Species	# of Pools	# of Birds	Regions	# of Sites	Parameter	As	Se	Pb	Hg	Cd
BAY DUCKS (81 pools, 326 birds)										
CANV	2	11	8,11	2	# DETECTS	0	2	0	2	0
					% DETECTS	0.0	100.0	0.0	100.0	0.0
					# NON-DETECTS	2	0	2	0	2
					# MISSING VALUES	0	0	0	0	0
					MIN	nd	0.288	nd	0.023	nd
					MAX	nd	0.440	nd	0.042	nd
					MEDIAN	na	0.364	na	0.032	na
GRSC	17	63	3,4,5,6, 7,9	11	# DETECTS	8	9	5	14	4
					% DETECTS	61.5	69.2	29.4	82.4	23.5
					# NON-DETECTS	5	4	12	3	13
					# MISSING VALUES	4	4	0	0	0
					MIN	nd	nd	nd	nd	nd
					MAX	1.200	1.100	3.483	0.190	0.313
					MEDIAN	0.031	0.181	0.100	0.109	0.034
LESC	36	165	4,5,6,7, 8,9,11	27	# DETECTS	6	19	13	31	4
					% DETECTS	20.7	65.5	36.1	86.1	11.1
					# NON-DETECTS	23	10	23	5	32
					# MISSING VALUES	7	7	0	0	0
					MIN	nd	nd	nd	nd	nd
					MAX	0.400	0.929	4.230	0.288	0.072
					MEDIAN	0.025	0.158	0.100	0.089	0.033
REDH	5	24	5,6,8	5	# DETECTS	0	3	3	0	1
					% DETECTS	0.0	100.0	60.0	0.0	20.0
					# NON-DETECTS	3	0	2	5	4
					# MISSING VALUES	2	2	0	0	0
					MIN	nd	0.101	nd	nd	nd
					MAX	nd	0.424	0.548	nd	0.175
					MEDIAN	na	0.101	0.025	na	0.045
RNDU	21	63	all but 2	19	# DETECTS	8	19	9	10	2
					% DETECTS	40.0	95.0	42.9	47.6	9.5
					# NON-DETECTS	12	1	12	11	19
					# MISSING VALUES	1	1	0	0	0
					MIN	nd	nd	nd	nd	nd
					MAX	0.101	0.745	8.241	0.138	0.070
					MEDIAN	0.020	0.379	0.030	0.030	0.040
SEA DUCKS (174 pools, 730 birds)										
BUFF	28	98	4,6,7,8, 9,11	19	# DETECTS	5	23	7	27	5
					% DETECTS	20.8	95.8	25.0	96.4	17.9
					# NON-DETECTS	19	1	21	1	23
					# MISSING VALUES	4	4	0	0	0
					MIN	nd	nd	nd	nd	nd
					MAX	0.068	2.244	1.221	0.329	0.099
					MEDIAN	0.018	0.517	0.025	0.206	0.043

Table 13: Continued

(MIN, MAX & MEDIAN values in mg/kg wet weight)

Species	# of Pools	# of Birds	Regions	# of Sites	Parameter	As	Se	Pb	Hg	Cd
SEA DUCKS continued										
COEI	30	171	1,2,3,4, 5,10	25	# DETECTS	23	27	9	25	19
					% DETECTS	85.2	100.0	30.0	83.3	63.3
					# NON-DETECTS	4	0	21	5	11
					# MISSING VALUES	3	3	0	0	0
					MIN	nd	0.320	nd	nd	nd
					MAX	0.708	1.987	0.410	0.455	0.480
					MEDIAN	0.208	0.866	0.028	0.115	0.054
KIEI	5	16	10,11	4	# DETECTS	3	5	3	5	4
					% DETECTS	60.0	100.0	60.0	100.0	80.0
					# NON-DETECTS	2	0	2	0	1
					# MISSING VALUES	0	0	0	0	0
					MIN	nd	0.628	nd	0.150	nd
					MAX	0.200	1.900	1.000	0.259	0.707
					MEDIAN	0.174	1.100	0.091	0.213	0.280
BAGO	11	30	4,9,11	9	# DETECTS	4	11	2	11	6
					% DETECTS	36.4	100.0	18.2	100.0	54.5
					# NON-DETECTS	7	0	9	0	5
					# MISSING VALUES	0	0	0	0	0
					MIN	nd	0.321	nd	0.123	nd
					MAX	0.176	2.273	5.439	0.314	0.116
					MEDIAN	0.020	0.726	0.025	0.227	0.045
COGO	39	135	1,2,3,4,5, 6,7,8,9,11	27	# DETECTS	12	23	13	38	10
					% DETECTS	36.4	69.7	33.3	97.4	25.6
					# NON-DETECTS	21	10	26	1	29
					# MISSING VALUES	6	6	0	0	0
					MIN	nd	nd	nd	nd	nd
					MAX	0.900	1.170	76.320	0.920	0.090
					MEDIAN	0.022	0.300	0.073	0.218	0.030
OLDS	25	145	1,3,4,5,6, 9,10,11	20	# DETECTS	16	22	7	24	15
					% DETECTS	69.6	95.7	28.0	96.0	60.0
					# NON-DETECTS	7	1	18	1	10
					# MISSING VALUES	2	2	0	0	0
					MIN	nd	nd	nd	nd	nd
					MAX	0.426	5.787	5.854	0.268	0.338
					MEDIAN	0.111	0.830	0.025	0.152	0.072
BLSC	9	35	2,3,4,5,10	8	# DETECTS	5	8	3	9	1
					% DETECTS	62.5	100.0	33.3	100.0	11.1
					# NON-DETECTS	3	0	6	0	8
					# MISSING VALUES	1	1	0	0	0
					MIN	nd	0.521	nd	0.099	nd
					MAX	0.515	10.124	0.075	0.324	0.036
					MEDIAN	0.104	0.792	0.025	0.204	0.036

Table 13: Continued

(MIN, MAX & MEDIAN values in mg/kg wet weight)

Species	# of Pools	# of Birds	Regions	# of Sites	Parameter	As	Se	Pb	Hg	Cd
SEA DUCKS continued										
SUSC	19	66	2,3,4,8, 9,10,11	15	# DETECTS	11	17	11	19	5
					% DETECTS	64.7	100.0	57.9	100.0	26.3
					# NON-DETECTS	6	0	8	0	14
					# MISSING VALUES	2	2	0	0	0
					MIN	nd	0.200	nd	0.087	nd
					MAX	0.600	8.556	13.224	0.432	0.083
					MEDIAN	0.035	0.908	0.051	0.173	0.050
WWSC	8	34	4,8,9,11	6	# DETECTS	2	6	2	8	2
					% DETECTS	33.3	100.0	25.0	100.0	25.0
					# NON-DETECTS	4	0	6	0	6
					# MISSING VALUES	2	2	0	0	0
					MIN	nd	0.118	nd	0.041	nd
					MAX	0.166	4.535	0.089	0.198	0.296
					MEDIAN	0.020	0.462	0.033	0.110	0.060
MERGANSERS (68 pools, 212 birds)										
COME	25	95	1,2,3,4,5, 6,7,10	18	# DETECTS	10	12	9	25	3
					% DETECTS	66.7	80.0	36.0	100.0	12.0
					# NON-DETECTS	5	3	16	0	22
					# MISSING VALUES	10	10	0	0	0
					MIN	nd	nd	nd	0.083	nd
					MAX	1.100	0.900	230.000	1.523	0.081
					MEDIAN	0.006	0.100	0.040	0.613	0.050
HOME	17	49	1,2,3,4,5, 6,7,9,10	14	# DETECTS	3	7	5	17	1
					% DETECTS	37.5	87.5	29.4	100.0	5.9
					# NON-DETECTS	5	1	12	0	16
					# MISSING VALUES	9	9	0	0	0
					MIN	nd	nd	nd	0.147	nd
					MAX	0.099	0.519	1.218	1.227	0.020
					MEDIAN	0.000	0.000	0.040	0.658	0.050
RBME	26	68	1,2,3,4,5, 6,7,10	21	# DETECTS	13	20	9	26	1
					% DETECTS	61.9	95.2	34.6	100.0	3.8
					# NON-DETECTS	8	1	17	0	25
					# MISSING VALUES	5	5	0	0	0
					MIN	nd	nd	nd	0.074	nd
					MAX	0.371	1.016	2.100	1.232	0.020
					MEDIAN	0.040	0.404	0.025	0.425	0.043

Table 13: Continued

(MIN, MAX & MEDIAN values in mg/kg wet weight)

Species	# of Pools	# of Birds	Regions	# of Sites	Parameter	As	Se	Pb	Hg	Cd
LOONS (20 pools, 63 birds)										
COLO	15	57	5,7,10,11	9	# DETECTS	6	10	5	15	5
					% DETECTS	60.0	100.0	33.3	100.0	33.3
					# NON-DETECTS	4	0	10	0	10
					# MISSING VALUES	5	5	0	0	0
					MIN	nd	0.254	nd	0.460	nd
					MAX	0.723	1.240	0.570	1.395	0.110
					MEDIAN	0.020	0.490	0.035	0.834	0.065
PALO	1	1	11	1	# DETECTS	0	1	0	1	1
					% DETECTS	0.0	100.0	0.0	100.0	100.0
					# NON-DETECTS	1	0	1	0	0
					# MISSING VALUES	0	0	0	0	0
					MIN	nd	0.804	nd	0.258	0.399
					MAX	nd	0.804	nd	0.258	0.399
					MEDIAN	na	0.804	na	0.258	0.399
RTLO	3	4	10,11	2	# DETECTS	1	3	0	3	1
					% DETECTS	33.3	100.0	0.0	100.0	33.3
					# NON-DETECTS	2	0	3	0	2
					# MISSING VALUES	0	0	0	0	0
					MIN	nd	0.539	nd	0.297	nd
					MAX	0.260	1.512	nd	1.932	0.065
					MEDIAN	0.025	0.849	na	1.206	0.060
YBLO	1	1	11	1	# DETECTS	1	1	1	1	1
					% DETECTS	100.0	100.0	100.0	100.0	100.0
					# NON-DETECTS	0	0	0	0	0
					# MISSING VALUES	0	0	0	0	0
					MIN	0.232	0.441	0.033	0.647	0.438
					MAX	0.232	0.441	0.033	0.647	0.438
					MEDIAN	0.232	0.441	0.033	0.647	0.438

Table 14: Metals in waterfowl and gamebird pectoral muscle - 1987-95

USOX #	Species		Age I:A:U	Sex F:M:U	N	Year	Mapref	Prov	%H2O As	%H2O Se	%H2O Pb	%H2O Hg	%H2O Cd	mg/kg wet weight As	mg/kg wet weight Se	mg/kg wet weight Pb	mg/kg wet weight Hg	mg/kg wet weight Cd	137Cs (Bq/kg)	Error (Bq/kg)
Newfoundland - Terrestrial Browsers																				
57815	ROPT		0:8:0	3:5:0	8	92d	1d	NF	53.9	53.9	71.0	71.0	71.0	0.010	0.472	0.490	<0.06	<0.08	26.40	1.50
57806	WIPT		0:3:0	1:2:0	3	92d	1d	NF	75.9	75.9	72.0	72.0	72.0	0.004	0.162	1.098	<0.05	<0.08		
Newfoundland - Geese & Swans																				
57802	CAGO		A	F	1	92d	1c	NF	71.3	71.3	72.0	72.0	72.0	0.009	0.101	<0.03	<0.06	<0.07		
56372	CAGO	d	A	F	1	92d	1f	NF	69.9	69.9	73.0	75.0	73.0	0.019	0.164	<0.02	0.135	0.065		
Newfoundland - Dabbling Ducks																				
57838	ABDU		A	F	1	92d	1b	NF	74.4	74.4	73.0	73.0	73.0	0.014	0.281	0.105	0.049	<0.06		
57446	ABDU		0:3:0	2:1:0	3	92d	1c	NF	71.6	71.6	72.0	72.0	72.0	0.008	0.401	<0.03	0.101	<0.05		
57837	ABDU		A	F	1	92d	1c	NF	64.9	64.9	71.0	71.0	71.0	0.002	0.367	<0.04	<0.07	<0.08		
55992	ABDU		0:3:0	3:0:0	3	92d	1g	NF	69.4	69.4	71.0	75.0	71.0	0.043	0.488	<0.02	0.240	<0.04		
57505	ABDU	d	0:2:0	1:1:0	2	92d	1g	NF	71.7	71.7	69.0	69.0	69.0	0.130	0.940	<0.03	0.065	<0.06		
55996	ABDU		0:3:0	2:1:0	3	92d	1h	NF	71.6	71.6	72.0	74.0	72.0	0.062	0.546	<0.02	0.174	<0.04		
55999	ABDU		0:2:0	1:1:0	2	92d	1h	NF	71.2	71.2	73.0	74.0	73.0	0.123	0.493	0.130	0.112	<0.04		
56379	ABDU		A	F	1	92d	1j	NF	73.4	73.4	74.0	73.0	74.0	0.040	0.630	<0.02	0.086	<0.10		
57324	AGWT		A	F	1	92d	1c	NF	77.1	77.1	78.0	78.0	78.0	0.014	0.450	<0.02	0.169	<0.04		
58093	AGWT		A	M	1	92d	1f	NF	64.0	64.0	69.0	67.0	69.0	0.015	0.862	<0.05	0.129	<0.09		
56390	AGWT	df	3:1:0	4:0:0	4	92d	1g	NF	71.6	71.6	71.0	71.0	71.0	0.047	0.440	<0.03	0.363	<0.06		
57462	AGWT		1:3:0	1:3:0	4	92d	1g	NF	72.9	72.9	72.0	72.0	72.0	0.027	0.458	<0.02	0.059	<0.04		
55977	AGWT		1:1:0	1:1:0	2	92d	1h	NF	70.7	70.7	71.0	73.0	71.0	0.052	0.457	<0.02	0.211	0.046		
55978	AGWT	f	2:0:0	0:2:0	2	92d	1i	NF	73.9	73.9	74.0	74.0	74.0	0.029	0.446	<0.02	0.322	<0.04		
Newfoundland - Bay Ducks																				
56383	RNDU		A	M	1	92d	1j	NF	71.6	71.6	74.0	74.0	74.0	0.016	0.609	<0.02	<0.05	0.034		
56391	RNDU		1:1:0	2:0:0	2	92d	1j	NF	70.6	70.6	72.0	73.0	72.0	0.101	0.598	0.190	0.119	<0.04		
Newfoundland - Sea Ducks																				
48006	COEI		A	M	1	90a	1i	NF			70.0	72.0	70.0			<0.08	0.140	<0.23		
57288	COEI		0:6:0	3:3:0	6	92b	1f	NF	69.5	69.5	70.0	70.0	70.0	0.190	1.987	0.099	0.135	0.141	0.29	0.13
57848	COEI		0:6:0	2:4:0	6	92d	1e	NF	70.0	70.0	71.0	71.0	71.0	0.304	1.009	<0.04	0.107	<0.09	<0.32	
58094	COEI		A	F	1	92d	1f	NF	78.4	78.4	71.0	73.0	71.0	0.166	1.206	0.035	0.097	<0.06		
57302	COEI		5:3:0	2:6:0	8	92d	1h	NF	71.7	71.7	71.0	72.0	71.0	0.227	0.885	0.064	0.087	0.046	0.33	0.13
57839	COEI		0:2:0	2:0:0	2	92d	1j	NF	73.0	73.0	73.0	73.0	73.0	0.324	0.738	<0.05	0.092	<0.09		
58088	COEI		0:4:0	2:2:0	4	93a	1i	NF	66.9	66.9	73.0	72.0	73.0	0.373	1.955	<0.03	0.171	0.057		
56382	COGO		A	F	1	92d	1j	NF	70.2	70.2	73.0	71.0	73.0	0.007	0.540	<0.02	0.473	<0.09		
57825	OLDS		0:5:0	2:3:0	5	92d	1e	NF	78.6	78.6	71.0	71.0	71.0	0.111	0.621	0.226	0.104	<0.10	<0.30	

Table 14: continued

USOX #	Species	Age I:A:U	Sex F:M:U	N	Year	Mapref	Prov	%H2O As	%H2O Se	%H2O Pb	%H2O Hg	%H2O Cd	mg/kg wet weight As	mg/kg wet weight Se	mg/kg wet weight Pb	mg/kg wet weight Hg	mg/kg wet weight Cd	137Cs (Bq/kg)	Error (Bq/kg)
57506	OLDS	0:2:0	1:1:0	2	92d	1h	NF	71.4	71.4	70.0	70.0	70.0	0.286	0.757	<0.05	0.159	<0.09		
58091	OLDS	A	M	1	92d	1h	NF	73.3	73.3	72.0	72.0	72.0	0.144	0.830	<0.03	0.146	<0.06		
58092	OLDS	0:2:0	2:0:0	2	93a	1h	NF	72.8	72.8	71.0	74.0	71.0	0.176	0.651	0.133	0.127	<0.08		
Newfoundland - Mergansers																			
56385	COME d	A	M	1	92d	1a	NF	69.0	69.0	70.0	70.0	70.0	0.267	0.577	<0.02	0.246	<0.05		
57272	COME	I	M	1	92d	1f	NF	69.0	69.0	70.0	70.0	70.0	0.195	0.544	<0.06	1.122	<0.11		
56373	COME	A	M	1	92d	1j	NF	71.8	71.8	72.0	71.0	72.0	0.171	0.554	<0.02	0.441	0.059		
56389	HOME	A	F	1	92d	1a	NF	74.2	74.2	74.0	72.0	74.0	0.099	0.519	<0.02	0.596	<0.08		
56392	RBME	1:2:0	3:0:0	3	92d	1a	NF	73.3	73.3	73.0	73.0	73.0	0.201	0.385	<0.02	0.205	<0.08		
57818	RBME	0:2:0	2:0:0	2	92d	1a	NF	67.7	67.7	72.0	72.0	72.0	0.189	0.786	<0.05	0.434	<0.10		
56013	RBME	A	M	1	92d	1e	NF	77.5	77.5	77.5	77.5	77.5	<0.02	0.475	<0.01	0.416	<0.05		
57281	RBME d	0:8:0	5:3:0	8	92d	1f	NF	69.9	69.9	71.0	71.0	71.0	0.224	0.634	<0.02	0.374	<0.04	1.15	0.26
56384	RBME	A	F	1	92d	1j	NF	77.4	77.4	75.0	75.0	75.0	0.030	0.409	<0.02	0.998	<0.09		
Labrador - Geese & Swans																			
64557	CAGO	1:4:0	2:3:0	5	93c	2b	LB	72.0	72.0	72.0	72.0	72.0	<0.04	0.056	<0.02	<0.05	<0.07	35.20	1.92
64558	CAGO	0:3:0	1:2:0	3	93d	2a	LB	72.0	72.0	72.0	72.0	72.0	<0.04	0.048	<0.02	<0.06	<0.07	34.20	1.87
64559	CAGO	0:2:0	2:0:0	2	93d	2a	LB	77.0	77.0	77.0	77.0	77.0	<0.03	0.113	<0.02	<0.04	<0.06		
63792	CAGO	1:3:0	3:1:0	4	93d	2c	LB	70.7	70.7	70.7	70.7	70.7	<0.06	0.097	<0.03	<0.03	<0.08	21.44	1.62
Labrador - Dabbling Ducks																			
57110	ABDU	0:6:0	0:6:0	6	92d	2d	LB	71.0	71.0	72.0	71.0	72.0	0.209	0.449	194.10	0.049	0.227	0.79	0.20
64560	ABDU	0:3:0	2:1:0	3	93c	2a	LB	73.0	73.0	73.0	73.0	73.0	<0.04	0.367	<0.02	0.095	<0.07	17.30	1.04
62991	ABDU	A	M	1	93c	2b	LB	69.0	69.0	69.0	69.0	69.0	<0.04	0.369	0.527	0.273	<0.07		
64561	ABDU	2:0:0	2:0:0	2	93d	2a	LB	61.0	61.0	61.0	61.0	61.0	<0.05	0.468	<0.02	0.125	<0.08		
47991	AGWT	2:2:0	2:2:0	4	90d	2c	LB			68.0	69.0	68.0			<0.08	0.099	<0.24		
57103	AGWT	1:2:0	2:1:0	3	92d	2d	LB	72.0	72.0	72.0	72.0	72.0	0.152	0.333	<0.01	<0.05	<0.03		
63021	MALL	A	F	1	93d	2a	LB	68.0	68.0	68.0	68.0	68.0	3.264	0.474	181.41	0.246	<0.07		
Labrador - Sea Ducks																			
63022	BLSC	I	F	1	93d	2a	LB	72.0	72.0	72.0	72.0	72.0	<0.04	0.521	0.025	0.213	<0.06		
64744	BLSC	2:0:0	2:0:0	2	93d	2a	LB	75.0	75.0	75.0	75.0	75.0	<0.03	0.648	<0.02	0.153	<0.06		
57091	COEI	0:8:0	4:4:0	8	92d	2d	LB	75.2	75.2	77.0	76.0	77.0	0.276	0.412	<0.02	<0.05	<0.03	<0.42	
64602	COGO	1:1:0	1:1:0	2	93c	2a	LB	80.0	80.0	80.0	80.0	80.0	<0.03	0.196	<0.01	0.138	<0.05		
64603	COGO	2:0:0	2:0:0	2	93d	2a	LB	73.0	73.0	73.0	73.0	73.0	<0.04	0.667	<0.02	0.235	<0.05		
63020	SUSC	A	M	1	93d	2a	LB	71.9	71.9	71.9	71.9	71.9	<0.04	2.405	0.025	0.126	<0.07		
63787	SUSC	I	M	1	93d	2c	LB	70.6	70.6	70.6	70.6	70.6	<0.06	0.365	<0.03	0.185	<0.08		

Table 14: continued

USOX #	Species	Age I:A:U	Sex F:M:U	N	Year	Mapref	Prov	%H2O As	%H2O Se	%H2O Pb	%H2O Hg	%H2O Cd	mg/kg wet weight As	mg/kg wet weight Se	mg/kg wet weight Pb	mg/kg wet weight Hg	mg/kg wet weight Cd	137Cs (Bq/kg)	Error (Bq/kg)
Labrador - Mergansers																			
57099	COME	5:2:0	3:4:0	7	92d	2d	LB	72.7	72.7	72.0	74.0	72.0	0.233	0.405	<0.02	0.083	0.081	0.57	0.15
63019	COME	I	F	1	93d	2a	LB	81.0	81.0	81.0	81.0	81.0	<0.02	0.296	2.324	0.264	<0.05		
64604	COME	5:0:0	3:2:0	5	93d	2b	LB	78.0	78.0	78.0	78.0	78.0	<0.03	0.238	0.024	0.317	<0.05		
47992	HOME	A	M	1	90d	2c	LB			71.0	71.0	71.0			<0.08	0.389	<0.23		
64606	RBME	3:0:0	1:2:0	3	93c	2b	LB	79.0	79.0	79.0	79.0	79.0	<0.03	0.300	0.034	0.107	<0.05		
64605	RBME	5:0:0	5:0:0	5	93d	2b	LB	79.0	79.0	79.0	79.0	79.0	<0.03	0.263	<0.01	0.158	<0.05		
63785	RBME	2:1:0	1:2:0	3	93d	2c	LB	71.8	71.8	71.8	71.8	71.8	0.079	0.175	<0.03	0.155	<0.06		
63786	RBME	A	F	1	93d	2c	LB	71.7	71.7	71.7	71.7	71.7	<0.06	0.410	<0.03	0.600	<0.09		
Maritimes - Insectivores																			
57434	AMWO	0:8:0	6:2:0	8	92u	3h	NS	71.2	71.2	71.0	71.0	71.0	0.084	0.528	0.023	<0.05	0.035		
57242	COSN	9:0:1	4:5:1	10	92d	3k	NB	71.2	71.2	70.0	69.0	70.0	0.202	0.291	0.225	0.242	0.042		
Maritimes - Geese & Swans																			
43102	CAGO	2:2:0	2:1:1	4	89d	3c	NB						<0.20	<0.20	<0.20	<0.05	<0.02		
42710	CAGO	10:0:0	1:2:7	10	89d	3d	PE						<0.20	<0.20	<0.20	<0.05	<0.02		
Maritimes - Dabbling Ducks																			
40098	ABDU	2:3:0	3:2:0	5	88d	3a	NB						<0.10	<0.10	0.430	<0.05	0.020		
40023	ABDU	5:0:0	3:2:0	5	88d	3c	NB						<0.10	0.380	<0.05	0.100	0.010		
40256	ABDU	4:1:0	1:4:0	5	88d	3d	PE						<0.10	0.360	0.070	0.170	0.020		
40266	ABDU	3:0:0	1:2:0	3	88d	3e	NS						0.110	0.250	0.190	0.050	0.020		
40262	ABDU	5:0:0	1:4:0	5	88d	3l	NS						<0.10	<0.10	0.090	0.100	0.020		
40088	ABDU	4:1:0	4:1:0	5	88d	3k	NB						<0.10	<0.10	0.320	0.140	0.010		
56462	ABDU	6:4:0	5:5:0	10	92c	3l	NB	69.7	69.7	71.0	73.0	71.0	0.011	0.322	<0.02	0.108	<0.04	0.41	0.12
56608	ABDU	0:10:0	5:5:0	10	92d	3b	NB	72.4	72.4	71.0	72.0	71.0	0.051	0.376	<0.02	0.090	0.046	7.13	0.47
56579	ABDU	0:10:0	5:5:0	10	92d	3d	PE	71.6	71.6	73.0	72.0	73.0	0.105	0.520	0.035	0.056	0.165	0.73	0.18
59552	ABDU	0:5:0	0:5:0	5	92d	3g	NS	68.4	68.4	68.4	68.4	68.4	<0.03	0.515	<0.01	0.057	<0.06	<0.40	
57410	ABDU	A	F	1	92u	3h	NS	72.1	72.1	73.0	73.0	73.0	0.141	0.805	<0.02	<0.05	<0.04		
59546	ABDU	0:5:0	2:3:0	5	93a	3f	NS	70.2	70.2	70.2	70.2	70.2	<0.06	0.465	<0.03	0.039	<0.07	2.40	0.34
57347	AGWT	A	F	1	92c	3l	NB	73.8	73.8	73.0	73.0	73.0	0.008	0.143	<0.03	<0.04	<0.06		
57425	AGWT	0:7:0	3:4:0	7	92d	3d	PE	70.4	70.4	69.0	70.0	69.0	0.035	0.368	1.504	0.060	<0.04		
58503	AGWT	1:3:0	1:3:0	4	92d	3d	PE	75.5	75.5	74.0	75.0	74.0	0.042	0.379	0.471	0.108	<0.08		
55966	AGWT	1:2:0	3:0:0	3	92d	3l	NB	72.5	72.5	73.0	74.0	73.0	0.007	0.191	<0.02	0.060	<0.04		
57193	AGWT d	3:2:0	2:3:0	5	92d	3l	NB	72.8	72.8	74.0	71.0	74.0	0.197	0.521	<0.02	0.368	<0.03		
55885	BWTE	3:3:0	4:2:0	6	92c	3l	NB	75.7	75.7	74.0	61.0	74.0	0.009	0.236	<0.02	0.257	0.052		
57480	MALL	0:7:0	3:4:0	7	92c	3l	NB	73.1	73.1	74.0	74.0	74.0	0.012	0.261	<0.06	0.073	<0.11		
69424	MALL	0:5:0	0:5:0	5	93a	3i	NS	70.2	70.2	70.2	70.2	70.2	<0.06	3.159	<0.03	<0.03	<0.07	<0.48	

Table 14: continued

USOX #	Species	Age I:A:U	Sex F:M:U	N	Year	Mapref	Prov	%H2O As	%H2O Se	%H2O Pb	%H2O Hg	%H2O Cd	mg/kg wet weight As	mg/kg wet weight Se	mg/kg wet weight Pb	mg/kg wet weight Hg	mg/kg wet weight Cd	137Cs (Bq/kg)	Error (Bq/kg)
55942	WODU	6:3:0	2:7:0	9	92c	3l	NB	73.8	73.8	66.0	68.0	66.0	0.006	0.234	<0.02	0.067	0.054		
57504	WODU	0:2:0	0:2:0	2	92c	3l	NB	72.1	72.1	73.0	73.0	73.0	0.004	0.273	<0.04	<0.06	<0.07		
Maritimes - Bay Ducks																			
57069	GRSC	1:4:0	4:1:0	5	92d	3k	NB	73.3	73.3	72.0	73.0	72.0	0.038	0.181	0.322	0.041	<0.09	<0.22	
57461	GRSC	0:4:0	2:2:0	4	92d	3k	NB	72.2	72.2	72.0	72.0	72.0	0.027	0.460	<0.02	0.053	<0.03		
57435	RNDU	0:4:0	1:3:0	4	92d	3j	NB	71.6	71.6	72.0	71.0	72.0	0.015	0.427	0.070	<0.06	<0.05	1.15	0.28
56482	RNDU	0:8:0	6:2:0	8	92d	3k	NB	72.5	72.5	72.0	72.0	72.0	0.023	0.386	0.151	0.073	<0.10		
57344	RNDU	A	F	1	92d	3l	NB	73.7	73.7	71.0	71.0	71.0	0.008	0.189	<0.05	<0.06	<0.09		
Maritimes - Sea Ducks																			
55430	BLSC	0:5:0	1:4:0	5	92b	3b	NB	68.4	68.4	64.0	70.0	64.0	0.292	2.150	<0.02	0.117	0.036	0.27	0.13
55674	COEI	0:6:0	4:2:0	6	92b	3b	NB	70.9	70.9	69.0	71.0	69.0	0.278	1.851	<0.02	0.148	0.050	<0.42	
69427	COEI	0:2:0	2:0:0	2	92d	3f	NS	73.3	73.3	73.3	73.3	73.3	0.708	0.569	<0.03	0.398	<0.07		
57433	COEI	0:8:0	5:3:0	8	92d	3h	NS	70.1	70.1	73.0	72.0	73.0	0.339	1.162	<0.02	0.120	0.073	0.34	0.15
56308	COEI	0:10:0	5:5:0	10	92d	3k	NB	72.8	72.8	74.0	73.0	74.0	0.115	0.784	<0.02	0.097	0.052	<0.44	
69432	COEI	0:5:0	1:4:0	5	93b	3j	NB	71.0	71.0	71.0	71.0	71.0	0.348	1.317	<0.01	0.136	0.136	<0.50	
43088	COGO	I	F	1	89d	3k	NB						<0.20	<0.20	<0.20	0.290	0.020		
43299	COGO	4:0:0	1:3:0	4	89d	3k	NB						<0.20	<0.20	<0.20	0.290	<0.02		
56538	COGO d	A	F	1	92d	3k	NB	73.1	73.1	73.0	73.0	73.0	0.022	0.382	<0.02	0.162	<0.10		
55907	COGO d	1:2:0	2:1:0	3	92d	3l	NB	74.3	74.3	72.0	73.0	72.0	0.023	0.227	0.073	0.105	<0.04		
57503	COGO	0:4:0	1:3:0	4	92d	3l	NB	70.6	70.6	70.0	70.0	70.0	0.052	0.532	0.768	0.207	<0.08		
59557	COGO	0:4:0	1:3:0	4	93a	3g	NS	72.5	72.5	72.5	72.5	72.5	0.162	0.619	0.047	0.215	<0.07		
57411	OLDS	A	M	1	92d	3f	NS	74.3	74.3	72.0	73.0	72.0	0.235	1.585	<0.02	0.105	0.104		
55435	SUSC	0:4:0	0:4:0	4	92b	3b	NB	69.7	69.7	65.0	64.0	65.0	0.353	2.773	0.791	0.137	<0.04		
57241	SUSC	7:1:0	4:4:0	8	92d	3k	NB	71.2	71.2	73.0	72.0	73.0	0.295	1.727	0.016	0.101	0.032	0.52	0.15
Maritimes - Mergansers																			
43421	COME	3:0:0	1:2:0	3	89d	3a	NB						1.100	<0.20	230.00	0.390	0.030		
43420	COME	2:2:0	3:1:0	4	89d	3c	NB						<0.20	<0.20	<0.20	0.440	<0.02		
43419	COME	2:0:0	1:1:0	2	89d	3f	NS						<0.20	0.300	<0.20	0.410	<0.02		
43424	HOME	2:0:0	1:0:1	2	89d	3c	NB						<0.20	0.200	<0.20	1.080	<0.02		
43423	RBME	1:1:0	0:2:0	2	89d	3a	NB						<0.20	0.400	0.200	0.540	<0.02		
43422	RBME	3:0:0	1:2:0	3	89d	3c	NB						0.300	<0.20	2.100	0.470	<0.02		
St. Lawrence - Insectivores																			
51586	AMWO e	1:7:0	5:3:0	8	91d	4a	PQ	71.1	71.1	56.0	56.0	56.0	0.025	0.341	2.688	<0.11	<0.15		
51763	AMWO	0:2:0	2:0:0	2	91d	4a	PQ	70.7	70.7	68.0	68.0	68.0	0.048	0.558	0.483	<0.09	<0.11		
51773	AMWO	0:3:0	2:0:1	3	91d	4a	PQ	69.1	69.1	65.0	65.0	65.0	0.064	0.736	0.802	0.112	0.151		

Table 14: continued

USOX #	Species	Age I:A:U	Sex F:M:U	N	Year	Mapref	Prov	%H2O As	%H2O Se	%H2O Pb	%H2O Hg	%H2O Cd	mg/kg wet weight As	mg/kg wet weight Se	mg/kg wet weight Pb	mg/kg wet weight Hg	mg/kg wet weight Cd	137Cs (Bq/kg)	Error (Bq/kg)
52116	AMWO e	0:2:0	0:2:0	2	91d	4c	PQ	70.2	70.2	71.0	71.0	71.0	0.099	0.523	6.975	<0.06	0.142		
51585	AMWO	2:0:0	2:0:0	2	91d	4d	PQ	73.1	73.1	68.0	68.0	68.0	0.014	0.317	<0.05	0.170	<0.11		
52078	AMWO	0:2:0	0:2:0	2	91d	4d	PQ	69.8	69.8	72.0	72.0	72.0	0.062	0.498	0.154	<0.06	<0.10		
52126	AMWO e	2:2:0	2:2:0	4	91d	4f	PQ	69.0	69.0	67.0	67.0	67.0	0.056	0.249	4.811	<0.07	<0.12		
52071	COSN	2:1:0	2:1:0	3	91d	4f	PQ	68.5	68.5	70.0	70.0	70.0	0.040	0.460	<0.05	0.126	<0.11		
St. Lawrence - Geese & Swans																			
51686	CAGO	0:10:0	6:4:0	10	91d	4e	PQ	70.8	70.8	65.0	65.0	65.0	0.002	0.108	0.084	<0.08	<0.12	7.72	0.41
42686	GSGO	7:3:0	9:0:1	10	89d	4d	PQ						0.600	<0.20	<0.20	<0.05	<0.02		
56074	GSGO	A	M	1	91b	4d	PQ	73.4	73.4	76.0	73.0	76.0	0.003	0.164	<0.02	<0.06	<0.05		
51398	GSGO	3:2:0	1:4:0	5	91d	4d	PQ	70.3	70.3	67.0	67.0	67.0	0.010	0.142	<0.06	<0.08	<0.12		
52099	GSGO	0:7:0	3:4:0	7	91d	4d	PQ	68.6	68.6	71.0	71.0	71.0	0.044	0.187	<0.05	<0.07	<0.10		
56078	GSGO	0:3:0	2:1:0	3	91d	4d	PQ	71.7	71.7	68.0	71.0	68.0	0.014	0.168	<0.02	<0.06	<0.04		
St. Lawrence - Dabbling Ducks																			
38580	ABDU	2:7:0	2:7:0	9	88a	4f	PQ	67.1	67.1	67.1	67.1	67.1	0.066	0.428	0.132	0.250	<0.07		
40201	ABDU	I	F	1	88d	4b	PQ	75.9	75.9	75.9	75.9	75.9	<0.03	0.210	0.012	<0.02	<0.05		
40874	ABDU	7:0:0	4:3:0	7	88d	4e	PQ	70.8	70.8	70.8	70.8	70.8	<0.04	0.166	0.020	0.076	<0.07		
40875	ABDU	0:3:0	1:2:0	3	88d	4e	PQ	69.4	69.4	69.4	69.4	69.4	<0.04	0.340	<0.02	0.058	<0.07		
40226	ABDU	10:0:0	3:7:0	10	88d	4g	PQ						0.110	0.210	0.080	0.070	0.010		
47247	ABDU	0:4:0	2:2:0	4	90d	4d	PQ			73.0	74.0	73.0			0.656	0.146	<0.20		
46522	ABDU	0:10:0	6:4:0	10	90d	4f	PQ			74.0	74.0	74.0			<0.08	<0.07	<0.25	4.17	0.32
51986	ABDU	0:4:0	3:1:0	4	91d	4a	PQ	71.6	71.6	71.0	71.0	71.0	0.011	0.508	0.247	0.096	<0.10		
52016	ABDU	4:8:0	5:7:0	12	91d	4b	PQ	72.2	72.2	72.0	72.0	72.0	0.009	0.380	0.118	0.109	<0.10		
51747	ABDU	0:7:0	7:0:0	7	91d	4d	PQ	79.4	79.4	73.0	73.0	73.0	0.016	0.403	0.081	0.078	<0.09		
51977	ABDU	0:3:0	1:2:0	3	91d	4d	PQ	71.0	71.0	70.0	70.0	70.0	0.009	0.321	<0.06	<0.07	<0.11		
52003	ABDU	1:3:0	2:2:0	4	91d	4d	PQ	75.0	75.0	76.0	76.0	76.0	0.020	0.366	<0.05	0.122	<0.08		
52043	ABDU	0:12:0	6:6:0	12	91d	4d	PQ	70.9	70.9	73.0	73.0	73.0	0.174	0.524	<0.05	0.111	<0.09	1.76	0.36
52072	ABDU	A	F	1	91d	4d	PQ	72.5	72.5	73.0	73.0	73.0	0.010	0.317	<0.05	<0.08	<0.09		
52075	ABDU	0:2:0	0:2:0	2	91d	4f	PQ	72.2	72.2	73.0	73.0	73.0	0.022	0.189	<0.05	0.076	<0.09		
52158	AGWT	7:3:0	6:4:0	10	91d	4b	PQ	71.5	71.5	74.0	74.0	74.0	0.006	0.430	0.091	0.146	<0.09		
50490	AGWT	7:3:0	5:5:0	10	91d	4f	PQ	72.4	72.4	73.0	73.0	73.0	0.020	0.325	<0.06	0.186	<0.09	23.60	0.65
52132	AMWI	2:3:0	4:1:0	5	91d	4b	PQ	71.0	71.0	70.0	70.0	70.0	0.015	0.389	0.270	<0.08	<0.11		
52160	GADW e	2:0:0	2:0:0	2	91d	4b	PQ	71.1	71.1	73.0	73.0	73.0	0.026	0.394	2.892	<0.07	<0.09		
52118	GADW	I	M	1	91u	4a	PQ	70.8	70.8	72.0	72.0	72.0	0.012	0.505	0.140	<0.07	<0.10		
40227	MALL	5:2:0	4:3:0	7	88c	4b	PQ						<0.10	0.160	<0.05	0.120	0.020		
46544	MALL	0:10:0	4:6:0	10	90d	4a	PQ			72.0	72.0	72.0			2.156	<0.08	<0.19	3.21	0.44
47238	MALL	2:8:0	5:5:0	10	90d	4a	PQ			75.0	73.0	75.0			<0.07	<0.08	<0.21	<0.62	
51992	MALL	2:3:0	4:1:0	5	91d	4a	PQ	72.1	72.1	70.0	70.0	70.0	0.010	0.453	0.354	0.105	<0.11		
51998	MALL	0:5:0	2:3:0	5	91d	4a	PQ	72.7	72.7	74.0	74.0	74.0	0.010	0.328	0.099	<0.09	<0.09		
52030	MALL	0:13:0	7:6:0	13	91d	4b	PQ	71.8	71.8	71.0	71.0	71.0	0.007	0.305	0.104	0.070	<0.10	1.07	0.23
52117	NOPI	A	F	1	91d	4a	PQ	72.6	72.6	74.2	74.2	74.2	0.022	0.387	0.343	0.101	<0.06		

Table 14: continued

USOX #	Species		Age I:A:U	Sex F:M:U	N	Year	Mapref	Prov	%H2O As	%H2O Se	%H2O Pb	%H2O Hg	%H2O Cd	mg/kg wet weight As	mg/kg wet weight Se	mg/kg wet weight Pb	mg/kg wet weight Hg	mg/kg wet weight Cd	137Cs (Bq/kg)	Error (Bq/kg)
52055	NOPI	d	A	F	1	91d	4b	PQ	72.3	72.3	69.7	69.7	69.7	0.035	0.539	1.745	0.061	<0.08		
51714	WODU		0:2:0	0:2:0	2	91d	4a	PQ	70.9	70.9	71.0	71.0	71.0	0.003	0.286	<0.06	<0.08	<0.10		
52113	WODU		A	F	1	91d	4a	PQ	72.7	72.7	73.0	73.0	73.0	0.005	0.560	0.146	0.095	<0.09		
St. Lawrence - Bay Ducks																				
43601	GRSC		1:3:0	2:2:0	4	89d	4b	PQ						<0.20	<0.20	<0.20	0.160	<0.02		
47265	GRSC		0:0:4	1:3:0	4	90d	4a	PQ			71.0	69.0	71.0			<0.06	<0.08	<0.19		
51878	GRSC		1:2:0	2:1:0	3	91d	4d	PQ	72.4	72.4	70.0	70.0	70.0	0.028	0.661	0.166	0.180	<0.11		
51953	GRSC		A	M	1	91d	4d	PQ	72.0	72.0	71.0	71.0	71.0	0.031	0.487	<0.05	0.125	<0.10		
43600	LESC		1:4:0	3:2:0	5	89d	4a	PQ						<0.20	0.600	<0.20	0.150	<0.02		
43621	LESC		0:4:0	2:2:0	4	89d	4b	PQ						<0.20	<0.20	<0.20	0.100	<0.02		
51898	LESC		12:3:0	3:12:0	15	91d	4b	PQ	72.8	72.8	78.0	78.0	78.0	0.062	0.602	0.308	0.143	<0.08		
51884	LESC	d	4:1:0	2:3:0	5	91d	4d	PQ	71.0	71.0	69.0	69.0	69.0	0.043	0.609	0.242	0.288	<0.11		
51952	LESC		2:9:0	6:5:0	11	91d	4d	PQ	71.8	71.8	71.0	71.0	71.0	0.032	0.542	0.070	0.122	<0.10	3.12	0.28
51954	RNDU		I	F	1	91d	4a	PQ	69.9	69.9	73.0	73.0	73.0	0.020	0.348	0.073	0.138	<0.09		
51892	RNDU		1:6:0	3:4:0	7	91d	4b	PQ	72.9	72.9	74.0	74.0	74.0	0.008	0.415	0.081	0.104	<0.09	11.10	0.50
St. Lawrence - Sea Ducks																				
38585	BAGO		0:0:4	2:2:0	4	88a	4f	PQ	68.6	68.6	68.6	68.6	68.6	0.047	0.697	1.444	0.311	0.041		
52061	BAGO		1:1:0	1:1:0	2	91d	4f	PQ	72.0	72.0	74.0	74.0	74.0	0.176	0.726	<0.07	0.244	<0.09		
51972	BLSC		A	M	1	91d	4a	PQ	66.4	66.4	65.0	65.0	65.0	0.435	10.124	0.060	0.312	<0.12		
51855	BLSC		0:6:0	2:4:0	6	91d	4b	PQ	47.1	47.1	69.0	69.0	69.0	0.515	8.508	<0.06	0.217	<0.11		
52119	BUFF		A	F	1	91d	4a	PQ	71.9	71.9	69.0	69.0	69.0	0.014	0.710	1.221	0.329	0.059		
52120	BUFF		A	F	1	91d	4a	PQ	70.0	70.0	68.0	68.0	68.0	0.009	0.554	<0.06	0.234	<0.11		
52141	BUFF		3:5:0	4:4:0	8	91d	4b	PQ	70.0	70.0	70.0	70.0	70.0	0.008	0.696	0.045	0.297	<0.11		
43602	COEI		3:7:0	4:4:2	10	90a	4g	PQ						<0.20	0.400	<0.20	0.080	0.05	<0.22	
46533	COEI		0:4:6	7:3:0	10	90d	4f	PQ			73.0	74.0	73.0			<0.07	<0.06	<0.22	<0.58	
51864	COEI		0:4:0	4:0:0	4	91d	4d	PQ	71.2	71.2	73.0	73.0	73.0	0.251	1.046	0.065	0.140	<0.09	<0.40	
38591	COGO		0:0:5	1:4:0	5	88a	4f	PQ	71.9	71.9	71.9	71.9	71.9	<0.03	0.697	0.042	0.323	0.090		
43598	COGO		5:5:0	3:7:0	10	89d	4d	PQ						0.200	<0.20	<0.20	0.270	0.020	13.70	0.54
51940	COGO		2:2:0	2:2:0	4	91d	4a	PQ	72.9	72.9	73.0	73.0	73.0	0.012	1.049	0.070	0.510	<0.09		
52058	COGO		0:2:0	0:2:0	2	91d	4f	PQ	71.0	71.0	72.0	72.0	72.0	0.257	0.628	<0.04	0.218	<0.10		
57020	COGO	d	2:9:0	6:5:0	11	92d	4b	PQ	71.5	71.5	72.0	72.0	72.0	0.022	0.645	0.241	0.249	<0.04	3.40	0.28
38602	OLDS		0:10:0	1:9:0	10	88a	4f	PQ	68.4	68.4	68.4	68.4	68.4	0.032	1.043	0.111	0.142	0.130		
52062	OLDS		A	F	1	91d	4f	PQ	71.0	71.0	72.0	72.0	72.0	0.198	0.803	<0.04	0.132	<0.10		
51958	SUSC		2:0:0	2:0:0	2	91d	4a	PQ	71.1	71.1	65.0	65.0	65.0	0.007	0.254	0.109	0.158	<0.12		
51859	SUSC		1:1:0	1:1:0	2	91d	4b	PQ	73.2	73.2	71.0	71.0	71.0	0.014	0.399	0.186	0.432	<0.10		
51874	SUSC		2:0:0	2:0:0	2	91d	4d	PQ	72.0	72.0	72.0	72.0	72.0	0.076	2.510	0.090	0.372	<0.10		
51909	SUSC		I	M	1	91d	4d	PQ	70.9	70.9	66.0	66.0	66.0	0.273	0.908	0.051	0.187	<0.12		
51911	SUSC		A	M	1	91d	4d	PQ	72.4	72.4	72.0	72.0	72.0	0.072	8.556	0.120	0.221	<0.10		
52066	SUSC		0:3:0	3:0:0	3	91d	4f	PQ	70.2	70.2	71.0	71.0	71.0	0.506	1.627	<0.06	0.107	<0.10		

Table 14: continued

USOX #	Species	Age I:A:U	Sex F:M:U	N	Year	Mapref	Prov	%H2O As	%H2O Se	%H2O Pb	%H2O Hg	%H2O Cd	mg/kg wet weight As	mg/kg wet weight Se	mg/kg wet weight Pb	mg/kg wet weight Hg	mg/kg wet weight Cd	137Cs (Bq/kg)	Error (Bq/kg)
51970	WWSC	A	M	1	91d	4a	PQ	68.4	68.4	67.0	67.0	67.0	0.166	1.955	0.089	0.162	<0.12		
51871	WWSC	0:7:0	4:3:0	7	91d	4b	PQ	71.3	71.3	67.0	67.0	67.0	0.113	4.535	0.066	0.198	<0.12	23.60	0.63
St. Lawrence - Mergansers																			
43599	COME	2:0:0	0:2:0	2	89d	4a	PQ						0.200	<0.20	<0.20	0.920	<0.02		
52050	COME	0:5:0	3:2:0	5	91d	4a	PQ	69.9	69.9	71.0	71.0	71.0	0.004	0.682	<0.04	1.157	<0.10		
52086	COME	1:2:0	2:1:0	3	91d	4a	PQ	70.4	70.4	71.0	71.0	71.0	0.006	0.539	<0.07	1.383	<0.10		
52112	COME	2:0:0	1:1:0	2	91d	4b	PQ	70.2	70.2	72.0	72.0	72.0	0.006	0.537	0.076	0.652	<0.10		
52082	HOME d	3:0:0	3:0:0	3	91d	4a	PQ	71.5	71.5	72.0	72.0	72.0	0.011	0.463	<0.04	0.902	<0.10		
52044	HOME	I	M	1	91d	4b	PQ	70.2	70.2	72.0	72.0	72.0	0.006	0.421	0.087	0.582	<0.10		
52102	RBME d	2:0:0	0:2:0	2	91d	4a	PQ	70.8	70.8	71.5	71.5	71.5	0.015	0.697	<0.05	1.086	<0.10		
52109	RBME	4:2:0	3:3:0	6	91d	4b	PQ	69.5	69.5	61.0	61.0	61.0	0.239	0.915	0.082	0.718	<0.14		
52067	RBME	A	F	1	91d	4f	PQ	71.0	71.0	72.0	72.0	72.0	0.371	0.489	<0.06	0.358	<0.10		
Central Quebec - Terrestrial Browsers																			
52430	SPGR	0:4:0	3:1:0	4	91d	5c	PQ			73.0	73.0	73.0			0.132	<0.06	<0.09		
Central Quebec - Geese & Swans																			
53382	ATBR	9:0:0	3:6:0	9	91d	5c	PQ			70.0	70.0	70.0			<0.04	<0.07	<0.11		
53383	ATBR	0:6:0	0:6:0	6	91d	5c	PQ			71.0	71.0	71.0			<0.04	<0.07	<0.10		
53384	ATBR	0:5:0	5:0:0	5	91d	5c	PQ			70.0	70.0	70.0			<0.06	<0.07	<0.11		
48688	CAGO	0:5:0	2:3:0	5	90c	5c	PQ			71.0	74.0	71.0			<0.07	<0.07	<0.20		
48698	CAGO	0:8:0	2:6:0	8	90c	5c	PQ			70.0	72.0	70.0			<0.07	<0.08	<0.20		
48704	CAGO	0:5:0	2:3:0	5	90c	5c	PQ			72.0	70.0	72.0			<0.08	<0.08	<0.23		
52215	CAGO	3:0:0	1:2:0	3	91b	5c	PQ			71.0	71.0	71.0			<0.05	<0.06	<0.10		
52227	CAGO	2:3:0	0:5:0	5	91d	5c	PQ			69.0	69.0	69.0			<0.06	<0.07	<0.11		
52395	CAGO	2:5:0	7:0:0	7	91d	5c	PQ			71.0	71.0	71.0			<0.06	<0.07	<0.10	22.90	0.67
52814	LSGO	0:5:0	0:5:0	5	91d	5c	PQ			72.0	72.0	72.0			0.521	<0.07	<0.10		
52815	LSGO	0:12:0	12:0:0	12	91d	5c	PQ			72.0	72.0	72.0			<0.05	<0.07	<0.10		
52816	LSGO	10:0:0	4:6:0	10	91d	5c	PQ			71.0	71.0	71.0			<0.05	<0.06	<0.10		
Central Quebec - Dabbling Ducks																			
48682	ABDU	0:6:0	5:1:0	6	90c	5c	PQ			72.0	73.0	72.0			1.767	0.248	<0.26		
48732	ABDU	0:10:0	6:4:0	10	90c	5c	PQ			75.0	73.0	75.0			<0.06	0.297	<0.19		
52194	ABDU	A	M	1	91b	5c	PQ			72.0	72.0	72.0			0.218	0.140	<0.10		
52236	ABDU	3:5:0	4:4:0	8	91d	5c	PQ			73.0	73.0	73.0			0.081	0.113	<0.09		
52416	AGWT	2:3:1	3:2:1	6	91d	5c	PQ			72.0	72.0	72.0			0.171	0.101	<0.10		
52437	AMWI	3:3:0	0:6:0	6	91d	5c	PQ			73.0	73.0	73.0			<0.06	<0.09	<0.09	<0.20	
52198	MALL	0:3:0	0:3:0	3	91b	5c	PQ			73.0	73.0	73.0			<0.04	0.084	<0.09		

Table 14: continued

USOX #	Species	Age I:A:U	Sex F:M:U	N	Year	Mapref	Prov	%H2O As	%H2O Se	%H2O Pb	%H2O Hg	%H2O Cd	mg/kg wet weight As	mg/kg wet weight Se	mg/kg wet weight Pb	mg/kg wet weight Hg	mg/kg wet weight Cd	137Cs (Bq/kg)	Error (Bq/kg)
50515	MALL	7:3:0	4:6:0	10	91c	5a	PQ	74.0	74.0	72.0	72.0	72.0	0.012	0.326	0.190	0.098	<0.10		
52447	MALL	0:8:0	8:0:0	8	91d	5c	PQ			74.0	74.0	74.0			0.083	0.185	<0.09	1.19	0.25
52479	MALL	3:4:0	0:7:0	7	91d	5c	PQ			73.0	73.0	73.0			<0.04	0.103	<0.09		
52208	NOPI	0:3:0	2:1:0	3	91b	5c	PQ			70.0	70.0	70.0			0.255	<0.08	<0.11		
52480	NOPI	0:2:0	2:0:0	2	91d	5c	PQ			73.0	73.0	73.0			<0.04	0.095	<0.09		
52506	NOPI	5:0:0	0:5:0	5	91d	5c	PQ			72.0	72.0	72.0			<0.06	0.154	<0.10		
52507	NOPI	9:0:0	9:0:0	9	91d	5c	PQ			70.0	70.0	70.0			0.285	0.183	<0.11	12.20	0.48
52508	NOPI	0:9:0	0:9:0	9	91d	5c	PQ			69.0	69.0	69.0			<0.04	0.102	<0.11		
52396	WODU	A	M	1	91d	5c	PQ			74.0	74.0	74.0			0.200	<0.05	<0.09		
Central Quebec - Bay Ducks																			
52226	GRSC	A	F	1	91b	5c	PQ			68.0	68.0	68.0			<0.06	0.109	<0.11		
47223	LESC	2:9:0	7:4:0	11	90d	5b	PQ			72.0	72.0	72.0			<0.07	0.160	<0.20	15.70	0.56
52225	LESC	1:4:0	3:2:0	5	91b	5c	PQ			71.0	71.0	71.0			<0.05	0.136	<0.10		
52399	REDH	I	M	1	91d	5c	PQ			73.0	73.0	73.0			<0.05	<0.06	<0.09		
51719	RNDU d	0:4:0	4:0:0	4	91d	5a	PQ	73.2	73.2	71.0	71.0	71.0	0.009	0.745	0.096	<0.08	<0.10		
Central Quebec - Sea Ducks																			
52242	BLSC	1:4:0	1:4:0	5	91d	5c	PQ			70.0	70.0	70.0			<0.05	0.204	<0.11		
52398	COEI	I	M	1	91d	5c	PQ			73.0	73.0	73.0			<0.06	0.122	<0.09		
48725	COGO	0:6:0	4:2:0	6	90c	5c	PQ			68.0	71.0	68.0			76.320	0.423	<0.21		
42905	OLDS	2:8:0	2:8:0	10	89b	5b	PQ						<0.20	<0.20	<0.20	0.160	0.040		
52219	OLDS	2:1:0	2:1:0	3	91b	5c	PQ			69.0	69.0	69.0			<0.06	0.192	<0.11		
Central Quebec - Mergansers																			
48675	COME	0:8:0	6:2:0	8	90c	5c	PQ			72.0	69.0	72.0			<0.08	0.992	<0.23		
48689	COME	0:5:0	2:3:0	5	90c	5c	PQ			68.0	68.0	68.0			0.118	1.523	<0.25		
48716	COME	0:10:0	9:1:0	10	90c	5c	PQ			69.0	69.0	69.0			<0.07	1.305	<0.20		
52204	COME	0:5:0	2:3:0	5	91b	5c	PQ			71.0	71.0	71.0			0.078	0.812	<0.10		
52425	COME	3:1:0	1:3:0	4	91d	5c	PQ			72.0	72.0	72.0			<0.05	0.613	<0.10		
48666	HOME	0:6:0	3:3:0	6	90c	5c	PQ			68.0	71.0	68.0			0.096	0.882	<0.20		
49047	HOME	6:4:0	2:8:0	10	90c	5c	PQ			72.0	71.0	72.0			1.218	1.035	<0.23		
52397	HOME	I	M	1	91d	5c	PQ			72.0	72.0	72.0			<0.05	0.722	<0.10		
52211	RBME	0:2:0	0:2:0	2	91b	5c	PQ			71.0	71.0	71.0			<0.05	0.966	<0.10		
52420	RBME	A	F	1	91d	5c	PQ			72.0	72.0	72.0			<0.05	0.381	<0.10		
Central Quebec - Loons																			
48659	COLO	0:5:0	5:0:0	5	90c	5c	PQ			69.0	68.0	69.0			0.329	1.395	<0.20		
48710	COLO	0:5:0	4:1:0	5	90c	5c	PQ			65.0	70.0	65.0			<0.07	0.762	<0.22		

Table 14: continued

USOX #	Species		Age I:A:U	Sex F:M:U	N	Year	Mapref	Prov	%H2O As	%H2O Se	%H2O Pb	%H2O Hg	%H2O Cd	mg/kg wet weight As	mg/kg wet weight Se	mg/kg wet weight Pb	mg/kg wet weight Hg	mg/kg wet weight Cd	137Cs (Bq/kg)	Error (Bq/kg)
Southern Ontario - Geese & Swans																				
47938	CAGO		A	F	1	90d	6c	ON			71.0	71.0	71.0			<0.07	<0.07	<0.21		
47522	CAGO		0:7:0	5:2:0	7	90d	6e	ON			72.0	74.0	72.0			<0.07	<0.08	<0.22	<0.22	
48089	CAGO		1:6:0	3:4:0	7	90d	6j	ON			70.0	71.0	70.0			<0.08	<0.08	<0.22	10.40	0.39
Southern Ontario - Dabbling Ducks																				
46376	ABDU		0:2:0	1:1:0	2	90d	6k	ON			74.0	73.0	74.0			<0.06	0.135	<0.17		
47608	AGWT		4:9:0	5:8:0	13	90d	6a	ON			72.0	71.0	72.0			<0.07	<0.06	<0.22		
47965	AGWT		0:2:0	2:0:0	2	90d	6a	ON			72.0	72.0	72.0			<0.07	<0.08	<0.21		
47913	AGWT		5:9:0	7:7:0	14	90d	6i	ON			72.0	73.0	72.0			0.958	<0.08	<0.19	3.31	0.31
43191	GADW		I	M	1	89d	6l	ON						<0.20	<0.20	<0.20	<0.05	<0.02		
43259	GADW		2:0:0	2:0:0	2	89d	6l	ON						<0.20	<0.20	<0.20	<0.05	<0.02		
38239	MALL	h	2:2:1	1:4:0	5	87d	6b	ON								6.217	0.060	0.006		
38257	MALL	h	2:3:0	1:4:0	5	87d	6b	ON								0.320	0.138	0.006		
38251	MALL	h	4:1:0	3:2:0	5	87d	6d	ON								1.203	0.046	0.011		
38245	MALL	h	3:2:0	2:3:0	5	87d	6e	ON								0.086	0.040	0.006		
40657	MALL		3:6:0	6:3:0	9	88d	6b	ON						<0.10	0.230	<0.05	<0.05	0.020		
40772	MALL		2:9:0	4:7:0	11	88d	6b	ON						0.390	0.270	0.330	<0.05	0.020		
40824	MALL		2:9:0	5:6:0	11	88d	6b	ON						<0.10	0.120	0.880	<0.05	0.020		
40581	MALL		5:5:0	4:6:0	10	88d	6d	ON						0.180	0.430	1.350	<0.05	0.020		
40535	MALL		0:10:0	3:7:0	10	88d	6h	ON						0.140	0.300	0.160	<0.05	0.020		
40627	MALL		3:6:0	3:6:0	9	88d	6h	ON						<0.10	0.150	0.230	<0.05	<0.01		
40872	MALL		5:0:0	3:2:0	5	88d	6l	ON						<0.10	0.190	0.550	<0.05	0.030		
40873	MALL		0:6:0	3:3:0	6	88d	6l	ON						<0.10	0.320	0.190	<0.05	0.030		
43631	MALL		0:9:0	6:3:0	9	89d	6c	ON						<0.20	<0.20	<0.20	<0.05	<0.02	9.54	0.46
43617	MALL		1:9:0	4:6:0	10	89d	6d	ON						<0.20	0.400	3.900	<0.05	<0.02	<0.34	
43369	MALL		A	M	1	89d	6l	ON						0.200	0.300	<0.20	<0.05	<0.02		
43315	MALL		0:0:2	0:2:0	2	89d	6j	ON						<0.20	<0.20	0.500	<0.05	<0.02		
43318	MALL		2:0:0	0:2:0	2	89d	6j	ON						<0.20	<0.20	<0.20	<0.05	<0.02		
43180	MALL		I	F	1	89d	6l	ON						0.300	<0.20	<0.20	<0.05	<0.02		
43254	MALL		0:7:1	4:4:0	8	89d	6l	ON						0.700	<0.20	<0.20	<0.05	<0.02		
43255	MALL		1:6:0	2:5:0	7	89d	6l	ON						0.300	<0.20	<0.20	<0.05	<0.02		
43257	MALL		4:6:0	4:6:0	10	89d	6l	ON						0.200	0.200	<0.20	<0.05	<0.02		
90-2931	MALL	g	5:6:0	5:6:0	11	89d	6l	ON											3.25	0.67
47548	MALL		2:9:0	5:6:0	11	90d	6a	ON			72.0	73.0	72.0			<0.07	<0.07	<0.21	<0.20	
47962	MALL		0:2:0	0:2:0	2	90d	6a	ON			71.0	72.0	71.0			<0.07	<0.06	<0.22		
47510	MALL		1:7:0	4:4:0	8	90d	6b	ON			73.0	73.0	73.0			<0.06	<0.07	<0.17	1.12	0.17
47654	MALL		0:7:0	4:3:0	7	90d	6b	ON			71.0	72.0	71.0			<0.07	<0.08	<0.20	1.32	0.20
47925	MALL		4:2:0	3:3:0	6	90d	6c	ON			69.0	71.0	69.0			<0.06	<0.07	<0.19		
47621	MALL		0:8:0	4:4:0	8	90d	6d	ON			71.0	71.0	71.0			<0.06	<0.06	<0.18	1.07	0.19
47419	MALL		A	F	1	90d	6e	ON			69.0	72.0	69.0			<0.08	<0.06	<0.23		

Table 14: continued

USOX #	Species	Age I:A:U	Sex F:M:U	N	Year	Mapref	Prov	%H2O As	%H2O Se	%H2O Pb	%H2O Hg	%H2O Cd	mg/kg wet weight As	mg/kg wet weight Se	mg/kg wet weight Pb	mg/kg wet weight Hg	mg/kg wet weight Cd	137Cs (Bq/kg)	Error (Bq/kg)
47646	MALL	0:8:0	3:5:0	8	90d	6e	ON			73.0	72.0	73.0			<0.06	<0.07	<0.18	0.90	0.17
47195	MALL	1:9:0	5:5:0	10	90d	6f	ON			72.0	74.0	72.0			2.352	<0.08	0.288		
47937	MALL	0:7:0	5:2:0	7	90d	6l	ON			73.0	74.0	73.0			0.262	<0.07	<0.19	3.29	0.27
48052	MALL	0:9:0	4:5:0	9	90d	6j	ON			72.0	73.0	72.0			0.638	<0.06	<0.21	1.42	0.20
46375	MALL	0:6:0	5:1:0	6	90d	6k	ON			74.0	75.0	74.0			0.229	<0.07	<0.23	6.72	0.39
47624	WODU	1:1:0	2:0:0	2	90d	6a	ON			70.0	71.0	70.0			3.090	<0.09	<0.19		
47973	WODU	1:1:0	0:2:0	2	90d	6e	ON			70.0	72.0	70.0			<0.07	<0.06	<0.22		
46386	WODU	6:0:0	4:2:0	6	90d	6k	ON			74.0	74.0	74.0			<0.06	<0.07	<0.18		
Southern Ontario - Bay Ducks																			
38277	GRSC h	0:8:0	5:3:0	8	87d	6j	ON								3.270	0.147	0.034		
43326	GRSC	0:6:0	4:2:0	6	89d	6j	ON						0.200	<0.20	<0.20	<0.05	<0.02		
43480	GRSC	5:6:0	7:3:1	11	89d	6j	ON						<0.20	0.400	1.700	0.060	0.020	<0.36	
43261	GRSC	1:1:0	1:1:0	2	89d	6l	ON						1.200	<0.20	<0.20	0.190	<0.02		
43425	GRSC	0:2:0	0:2:0	2	89d	6l	ON						0.500	<0.20	<0.20	0.110	<0.02		
47969	GRSC	A	F	1	90d	6d	ON			73.0	73.0	73.0			3.483	<0.06	0.313		
38262	LESC	A	M	1	87d	6j	ON								0.730	0.070	<0.006		
40707	LESC	7:0:0	5:2:0	7	88d	6d	ON						<0.10	0.150	0.440	0.090	0.020		
43374	LESC	0:4:0	1:3:0	4	89d	6i	ON						0.400	<0.20	<0.20	0.070	<0.02		
43319	LESC	I	M	1	89d	6j	ON						<0.20	<0.20	<0.20	0.080	<0.02		
43335	LESC	A	F	1	89d	6j	ON						0.200	<0.20	<0.20	0.060	<0.02		
43263	LESC	2:0:0	1:1:0	2	89d	6l	ON						<0.20	<0.20	<0.20	0.080	<0.02		
43445	LESC	1:1:0	1:1:0	2	89d	6l	ON						0.400	<0.20	<0.20	0.090	<0.02		
47150	LESC	4:3:0	3:4:0	7	90d	6f	ON			67.0	66.0	67.0			1.089	0.150	<0.27		
47882	REDH	2:3:0	2:3:0	5	90d	6b	ON			73.0	73.0	73.0			0.548	<0.07	<0.21		
46359	RNDU	7:0:0	5:2:0	7	90d	6k	ON			74.0	73.0	74.0			<0.06	<0.06	<0.19		
Southern Ontario - Sea Ducks																			
47748	BUFF	5:1:0	5:1:0	6	90d	6b	ON			69.0	70.0	69.0			<0.07	0.276	<0.20		
47532	BUFF	5:0:0	4:1:0	5	90d	6d	ON			69.0	70.0	69.0			<0.08	0.162	<0.24		
47970	BUFF	I	F	1	90d	6d	ON			71.0	70.0	71.0			<0.07	0.171	<0.22		
47955	BUFF	1:2:0	1:2:0	3	90d	6f	ON			71.0	70.0	71.0			<0.08	0.279	<0.23		
38282	COGO h	1:2:0	1:2:0	3	87d	6j	ON								0.066	0.293	0.043		
38292	COGO	A	M	1	88a	6g	ON								0.150	0.460	0.023		
43304	COGO	I	M	1	89d	6j	ON						<0.20	0.300	<0.20	0.180	<0.02		
43307	COGO	1:1:0	1:0:1	2	89d	6j	ON						<0.20	<0.20	<0.20	0.060	<0.02		
43308	COGO	A	F	1	89d	6j	ON						<0.20	<0.20	<0.20	0.090	0.020		
43312	COGO	1:2:0	0:2:1	3	89d	6j	ON						0.900	0.300	<0.20	0.230	0.020		
47951	COGO	2:6:0	0:8:0	8	90d	6f	ON			70.0	70.0	70.0			<0.08	0.240	<0.23	1.09	0.18
38291	OLDS h	0:4:0	2:2:0	4	88a	6g	ON								5.854	0.233	0.110		

Table 14: continued

USOX #	Species	Age I:A:U	Sex F:M:U	N	Year	Mapref	Prov	%H2O As	%H2O Se	%H2O Pb	%H2O Hg	%H2O Cd	mg/kg wet weight As	mg/kg wet weight Se	mg/kg wet weight Pb	mg/kg wet weight Hg	mg/kg wet weight Cd	137Cs (Bq/kg)	Error (Bq/kg)
Southern Ontario - Mergansers																			
47846	COME	A	F	1	90d	6b	ON			70.0	71.0	70.0			2.430	0.676	<0.24		
47968	HOME	2:0:0	0:2:0	2	90d	6a	ON			70.0	72.0	70.0			<0.08	0.882	<0.23		
47840	HOME	3:0:0	1:2:0	3	90d	6b	ON			70.0	70.0	70.0			<0.07	1.227	<0.21		
47924	HOME	4:2:0	2:4:0	6	90d	6i	ON			72.0	71.0	72.0			0.330	0.719	<0.20		
47751	RBME	1:1:0	1:1:0	2	90d	6b	ON			71.0	71.0	71.0			0.481	0.363	<0.18		
Northern Ontario - Geese & Swans																			
44546	CAGO	0:5:0	2:3:0	5	90b	7c	ON			63.0	66.0	63.0			<0.09	<0.07	<0.26	9.94	0.44
44969	CAGO	0:9:0	6:2:1	9	90b	7d	ON			65.0	65.0	65.0			<0.09	<0.07	<0.27		
44790	CAGO	0:10:0	7:3:0	10	90b	7g	ON			62.0	70.0	62.0			<0.08	<0.08	<0.25		
44970	CAGO	0:10:0	3:7:0	10	90b	7k	ON			70.0	69.0	70.0			<0.07	<0.08	<0.20		
48005	CAGO	0:6:0	4:2:0	6	90d	7f	ON			72.0	72.0	72.0			<0.07	<0.08	<0.21	4.50	0.44
47280	CAGO	2:8:0	4:6:0	10	90d	7i	ON			72.0	73.0	72.0			0.370	<0.06	<0.22	1.54	0.22
41640	LSGO	6:4:0	7:3:0	10	89b	7g	ON						0.900	0.700	15.000	<0.05	<0.02		
43295	LSGO	3:7:0	5:5:0	10	89d	7g	ON						0.300	<0.20	4.600	<0.05	<0.02	16.70	0.54
Northern Ontario - Dabbling Ducks																			
43364	ABDU	0:5:0	3:2:0	5	89d	7h	ON						<0.20	<0.20	<0.20	0.130	<0.02	9.86	0.50
40473	AMWI	I	F	1	88d	7a	ON						<0.10	<0.10	0.080	<0.05	<0.01		
40360	MALL	0:3:0	2:1:0	3	88c	7c	ON						0.110	0.140	7.750	<0.05	0.020		
40361	MALL	3:0:0	2:1:0	3	88c	7c	ON						<0.10	0.160	0.370	<0.05	0.020		
40356	MALL	0:4:0	1:3:0	4	88c	7e	ON						<0.10	0.230	0.380	0.060	0.030		
40357	MALL	3:0:0	1:2:0	3	88c	7e	ON						<0.10	<0.10	0.490	<0.05	0.020		
40478	MALL	0:4:0	2:2:0	4	88d	7a	ON						<0.10	0.180	0.060	0.140	0.030		
40591	MALL	0:5:0	2:3:0	5	88d	7h	ON						<0.10	0.250	0.380	<0.05	0.020		
43516	MALL	1:9:0	1:9:0	10	89d	7f	ON						<0.20	0.200	<0.20	0.050	<0.02	1.00	0.42
43353	MALL	1:3:0	1:3:0	4	89d	7h	ON						1.600	<0.20	<0.20	0.070	<0.02		
43388	MALL	5:4:0	4:5:0	9	89d	7k	ON						<0.20	<0.20	<0.20	0.090	<0.02	9.87	0.50
44325	MALL	0:5:0	0:5:0	5	90b	7c	ON			69.0	70.0	69.0			<0.08	<0.06	<0.24		
44769	MALL	0:2:0	1:1:0	2	90b	7c	ON			62.0	71.0	62.0			<0.07	0.122	<0.21		
47432	MALL	1:11:0	4:8:0	12	90d	7a	ON			73.0	73.0	73.0			<0.07	<0.07	<0.22	0.74	0.35
47207	MALL	0:7:0	5:2:0	7	90d	7j	ON			74.0	72.0	74.0			<0.07	<0.09	<0.21		
43558	NSHO	I	F	1	89d	7f	ON						<0.20	<0.20	<0.20	0.250	<0.02		
43358	WODU	A	M	1	89d	7h	ON						1.700	0.300	<0.20	<0.05	<0.02		
47290	WODU	A	M	1	90d	7a	ON			72.0	75.0	72.0			<0.08	<0.07	<0.23		
Northern Ontario - Bay Ducks																			
43555	GRSC	0:3:0	1:2:0	3	89d	7f	ON						0.300	1.100	<0.20	0.080	<0.02		

Table 14: continued

USOX #	Species	Age I:A:U	Sex F:M:U	N	Year	Mapref	Prov	%H2O As	%H2O Se	%H2O Pb	%H2O Hg	%H2O Cd	mg/kg wet weight As	mg/kg wet weight Se	mg/kg wet weight Pb	mg/kg wet weight Hg	mg/kg wet weight Cd	137Cs (Bq/kg)	Error (Bq/kg)
43557	LESC	A	M	1	89d	7f	ON						<0.20	<0.20	<0.20	0.060	<0.02		
47289	LESC	0:3:0	3:0:0	3	90d	7a	ON			76.0	74.0	76.0			<0.07	<0.07	<0.20		
43551	RNDU	1:3:0	2:2:0	4	89d	7f	ON						<0.20	<0.20	<0.20	<0.05	<0.02		
Northern Ontario - Sea Ducks																			
43397	BUFF	I	F	1	89d	7k	ON						<0.20	<0.20	<0.20	0.290	0.040		
43298	COGO	0:2:0	0:2:0	2	89b	7h	ON						<0.20	<0.20	<0.20	0.120	0.020		
43556	COGO	A	F	1	89d	7f	ON						<0.20	0.400	<0.20	0.070	<0.02		
43396	COGO	3:0:0	1:2:0	3	89d	7k	ON						0.300	0.300	8.400	0.130	<0.02		
47291	COGO	A	M	1	90d	7a	ON			74.0	72.0	74.0			<0.08	0.151	<0.24		
47893	COGO	I	M	1	90d	7h	ON			69.0	69.0	69.0			<0.07	0.127	<0.22		
Northern Ontario - Mergansers																			
43344	COME	A	M	1	89b	7h	ON						<0.20	0.900	<0.20	0.460	<0.02		
47285	COME	I	M	1	90d	7a	ON			76.0	74.0	76.0			<0.06	0.627	<0.17		
47993	COME	A	F	1	90d	7b	ON			67.0	70.0	67.0			0.871	0.360	<0.16		
47138	COME	0:6:0	6:0:0	6	90d	7c	ON			71.0	70.0	71.0			<0.08	0.222	<0.25		
47632	COME	1:2:0	2:1:0	3	90d	7h	ON			70.0	70.0	70.0			<0.08	0.414	<0.23		
43398	HOME	I	F	1	89d	7k	ON						<0.20	<0.20	<0.20	0.260	0.020		
47845	HOME	4:0:0	2:2:0	4	90d	7h	ON			72.0	72.0	72.0			<0.07	0.658	<0.08		
47894	HOME	I	M	1	90d	7h	ON			73.0	74.0	73.0			0.089	0.250	<0.21		
40358	RBME	0:3:0	3:0:0	3	88c	7e	ON						<0.10	0.160	0.320	0.110	0.020		
47633	RBME	A	F	1	90d	7h	ON			71.0	74.0	71.0			0.084	0.247	<0.21		
Northern Ontario - Loons																			
40359	COLO	0:4:0	3:1:0	4	88b	7e	ON						<0.10	0.490	0.270	0.630	0.040		
40363	COLO	0:3:0	2:1:0	3	88c	7c	ON						<0.10	0.460	0.570	0.460	0.050		
44315	COLO	0:6:0	2:4:0	6	90b	7c	ON			64.0	65.0	64.0			0.392	0.795	<0.24		
46125	COLO	0:4:0	1:3:0	4	90b	7c	ON			70.0	71.0	70.0			<0.08	1.172	<0.25	5.36	0.40
46116	COLO	0:10:0	4:6:0	10	90b	7e	ON			70.0	68.0	70.0			<0.08	1.021	<0.23	4.44	0.36
Prairies - Terrestrial Browsers																			
69807	RUGR	0:2:0	0:2:0	2	94b	8b	YT	77.4	77.4	77.4	77.4	77.4	<0.03	0.495	<0.03	<0.03	<0.07		
69808	SPGR	0:3:0	2:1:0	3	94b	8b	YT	68.8	68.8	68.8	68.8	68.8	<0.03	0.275	2.792	<0.03	<0.07		
Prairies - Geese & Swans																			
41780	CAGO	10:0:0	0:1:9	10	89d	8e	AB						<0.20	<0.20	<0.20	<0.05	<0.02		
63194	CAGO	4:6:0	2:8:0	10	93c	8w	MB	76.6	76.6	76.6	76.6	76.6	<0.05	0.047	<0.02	<0.02	<0.02	4.23	0.43

Table 14: continued

USOX #	Species	Age I:A:U	Sex F:M:U	N	Year	Mapref	Prov	%H2O As	%H2O Se	%H2O Pb	%H2O Hg	%H2O Cd	mg/kg wet weight As	mg/kg wet weight Se	mg/kg wet weight Pb	mg/kg wet weight Hg	mg/kg wet weight Cd	137Cs (Bq/kg)	Error (Bq/kg)
66806	CAGO	10:0:0	5:5:0	10	93d	8aa	MB	75.2	75.2	75.2	75.2	75.2	<0.05	0.050	<0.02	<0.02	<0.05	25.20	1.42
63132	CAGO	8:2:0	6:4:0	10	93d	8e	AB	86.3	86.3	86.3	86.3	86.3	<0.03	0.056	<0.01	<0.01	<0.02	2.75	0.36
63050	CAGO	2:0:0	0:2:0	2	93d	8f	AB	70.0	70.0	70.0	70.0	70.0	<0.04	0.054	<0.02	<0.03	<0.08		
64791	CAGO	0:10:0	3:7:0	10	93d	8g	AB	71.0	71.0	71.0	71.0	71.0	<0.04	0.215	<0.02	<0.06	<0.06	2.34	0.35
64022	CAGO	1:4:0	3:2:0	5	93d	8h	AB	68.0	68.0	68.0	68.0	68.0	<0.04	0.070	0.029	<0.07	<0.08	1.97	0.31
63953	CAGO	0:3:0	1:2:0	3	93d	8i	AB	69.0	69.0	69.0	69.0	69.0	<0.04	0.161	<0.02	<0.06	<0.08	<0.44	
69250	CAGO	3:3:0	5:1:0	6	93d	8l	AB	69.5	69.5	69.5	69.5	69.5	<0.06	0.332	<0.03	<0.03	<0.06	<0.46	
64256	CAGO	0:2:0	1:1:0	2	93d	8m	SK	73.1	73.1	73.1	73.1	73.1	<0.03	0.191	<0.04	<0.03	<0.07		
64258	CAGO	0:9:0	6:3:0	9	93d	8q	SK	68.0	68.0	68.0	68.0	68.0	<0.04	0.358	<0.02	<0.06	<0.06	1.09	0.28
64317	CAGO	6:4:0	7:3:0	10	93d	8q	SK	62.0	62.0	62.0	62.0	62.0	<0.05	0.695	<0.02	<0.05	<0.08	0.74	0.25
65512	CAGO	0:3:0	1:2:0	3	93d	8q	SK	72.0	72.0	72.0	72.0	72.0	<0.04	0.260	<0.02	<0.06	<0.06		
64485	CAGO	0:10:0	7:3:0	10	93d	8s	SK	70.0	70.0	70.0	70.0	70.0	<0.04	0.570	<0.02	<0.05	<0.07	0.82	0.26
65777	CAGO	0:5:0	1:4:0	5	93d	8u	SK	71.0	71.0	71.0	71.0	71.0	<0.04	0.363	0.157	<0.08	<0.07	1.47	0.30
64894	CAGO	4:3:0	5:2:0	7	93d	8x	MB	70.0	70.0	70.0	70.0	70.0	<0.04	0.087	<0.02	<0.08	<0.05	5.70	0.49
67133	CAGO	8:2:0	6:4:0	10	93d	8z	MB	71.4	71.4	71.4	71.4	71.4	<0.06	0.212	<0.03	<0.03	<0.07	12.50	0.80
65494	CAGO	A	M	1	94b	8b	YT	70.6	70.6	70.6	70.6	70.6	<0.04	0.200	<0.04	<0.04	<0.07		
65505	GWFG	0:3:0	2:1:0	3	93d	8r	SK	71.0	71.0	71.0	71.0	71.0	<0.04	0.850	0.032	<0.06	<0.05		
64318	GWFG	8:2:0	7:3:0	10	93d	8s	SK	67.0	67.0	67.0	67.0	67.0	<0.04	0.677	0.188	<0.08	<0.08	1.44	0.28
40311	LSGO	0:7:0	4:3:0	7	88d	8w	MB						<0.10	<0.10	42.300	<0.05	0.030		
63183	LSGO	2:8:0	5:5:0	10	93c	8w	MB	70.0	70.0	70.0	70.0	70.0	<0.06	0.135	<0.03	<0.03	<0.05	15.85	0.98
67135	LSGO	10:0:0	6:4:0	10	93d	8aa	MB	75.2	75.2	75.2	75.2	75.2	<0.05	0.102	<0.02	<0.02	<0.04	20.40	1.19
69426	LSGO	1:2:0	2:1:0	3	93d	8bb	MB	69.8	69.8	69.8	69.8	69.8	<0.06	0.362	0.063	<0.03	<0.07		
63948	LSGO	10:0:0	6:4:0	10	93d	8j	AB	74.0	74.0	74.0	74.0	74.0	<0.03	0.250	0.013	<0.03	<0.07	0.93	0.25
65533	LSGO	5:2:0	2:5:0	7	93d	8n	SK	74.0	74.0	74.0	74.0	74.0	<0.03	0.525	<0.02	<0.05	<0.07	2.78	0.35
64556	LSGO	0:10:0	4:6:0	10	93d	8q	SK	69.0	69.0	69.0	69.0	69.0	<0.04	0.332	<0.02	<0.05	<0.08	3.06	0.35
69254	LSGO	2:0:0	0:2:0	2	93d	8v	SK	68.8	68.8	68.8	68.8	68.8	<0.06	0.671	<0.03	<0.03	<0.06		
67713	LSGO	10:0:0	5:5:0	10	93d	8z	MB	72.6	72.6	72.6	72.6	72.6	<0.05	0.093	0.030	<0.03	<0.08	14.60	0.90
Prairies - Dabbling Ducks																			
69169	ABDU	0:2:0	1:1:0	2	93d	8aa	MB	72.7	72.7	72.7	72.7	72.7	<0.05	0.349	<0.03	<0.03	<0.07		
64503	AGWT	A	F	1	92c	8f	AB	68.5	68.5	68.5	68.5	68.5	<0.03	0.340	9.570	0.054	<0.07		
66442	AGWT	3:4:0	4:3:0	7	93d	8aa	MB	74.8	74.8	74.8	74.8	74.8	<0.05	0.224	0.204	0.129	<0.06	2.52	0.33
64021	AGWT	2:6:0	8:0:0	8	93d	8h	AB	31.0	31.0	31.0	31.0	31.0	<0.09	0.428	0.173	0.117	<0.11	1.00	0.28
69248	AGWT	0:2:0	2:0:0	2	93d	8l	AB	53.6	53.6	53.6	53.6	53.6	0.167	0.552	2.696	<0.05	<0.11		
63415	AGWT	A	M	1	93d	8p	SK	55.0	55.0	55.0	55.0	55.0	<0.06	0.446	<0.03	0.050	<0.09		
65746	AGWT	3:0:0	0:3:0	3	93d	8t	SK	72.0	72.0	72.0	72.0	72.0	<0.04	0.322	<0.02	<0.05	<0.06		
64770	AGWT	5:1:0	2:4:0	6	93d	8x	MB	72.0	72.0	72.0	72.0	72.0	<0.04	0.151	0.274	0.090	<0.07	7.59	0.57
69877	AGWT	0:5:0	2:3:0	5	94b	8b	YT	76.4	76.4	76.4	76.4	76.4	<0.04	1.109	<0.04	0.057	<0.09		
64486	AMWI	A	M	1	92c	8f	AB	69.3	69.3	69.3	69.3	69.3	<0.03	0.718	0.838	<0.03	<0.06		
64501	AMWI	I	F	1	92c	8f	AB	72.9	72.9	72.9	72.9	72.9	<0.03	0.098	0.030	<0.03	<0.07		
63163	AMWI	I	M	1	93d	8bb	MB	74.6	74.6	74.6	74.6	74.6	<0.05	0.229	0.038	<0.03	<0.08		
63143	AMWI	I	M	1	93d	8d	AB	79.8	79.8	79.8	79.8	79.8	<0.04	0.044	<0.02	<0.02	<0.03		

Table 14: continued

USOX #	Species	Age I:A:U	Sex F:M:U	N	Year	Mapref	Prov	%H2O As	%H2O Se	%H2O Pb	%H2O Hg	%H2O Cd	mg/kg wet weight As	mg/kg wet weight Se	mg/kg wet weight Pb	mg/kg wet weight Hg	mg/kg wet weight Cd	137Cs (Bq/kg)	Error (Bq/kg)
63950	AMWI	0:10:0	5:5:0	10	93d	8h	AB	59.0	59.0	59.0	59.0	59.0	0.053	0.369	18.081	<0.07	<0.08	<0.42	
69425	AMWI	0:9:0	5:4:0	9	93d	8l	AB	71.9	71.9	71.9	71.9	71.9	<0.06	0.382	<0.03	<0.03	<0.07	<0.40	
68879	AMWI	0:2:0	2:0:0	2	94c	8c	BC	75.7	75.7	75.7	75.7	75.7	<0.03	0.216	<0.04	<0.03	<0.10		
64502	BWTE	A	F	1	92c	8f	AB	71.3	71.3	71.3	71.3	71.3	<0.03	0.413	0.014	0.083	<0.07		
63957	BWTE	1:1:0	1:1:0	2	93d	8h	AB	50.0	50.0	50.0	50.0	50.0	<0.07	0.660	0.105	0.100	0.095		
63688	BWTE	3:2:0	1:4:0	5	93d	8l	AB	71.9	71.9	71.9	71.9	71.9	<0.06	0.225	<0.03	0.177	<0.06		
63333	BWTE	A	F	1	93d	8q	SK	49.0	49.0	49.0	49.0	49.0	<0.07	0.734	0.026	0.704	<0.13		
65776	BWTE	2:5:0	4:3:0	7	93d	8t	SK	72.0	72.0	72.0	72.0	72.0	<0.04	0.280	<0.01	0.168	<0.05		
64778	BWTE	3:0:0	2:1:0	3	93d	8x	MB	76.0	76.0	76.0	76.0	76.0	<0.03	0.122	<0.02	0.245	<0.06		
67132	BWTE	1:1:0	2:0:0	2	93d	8z	MB	78.3	78.3	78.3	78.3	78.3	<0.04	0.126	<0.02	0.163	<0.03		
69910	BWTE	1:1:0	1:1:0	2	94c	8c	BC	75.9	75.9	75.9	75.9	75.9	<0.03	0.369	<0.04	0.135	<0.10		
64162	GADW	3:1:0	2:2:0	4	93c	8t	SK	65.0	65.0	65.0	65.0	65.0	<0.05	0.781	0.070	<0.13	<0.07		
63032	GADW	I	F	1	93d	8f	AB	73.9	73.9	73.9	73.9	73.9	<0.03	0.120	0.013	<0.03	<0.06		
64145	GADW	0:10:0	4:6:0	10	93d	8h	AB	63.0	63.0	63.0	63.0	63.0	<0.05	0.396	0.041	<0.07	<0.08	<0.46	
63251	GADW	A	M	1	93d	8i	AB	73.0	73.0	73.0	73.0	73.0	<0.04	0.305	<0.02	<0.03	<0.07		
69251	GADW	1:8:0	3:6:0	9	93d	8l	AB	72.9	72.9	72.9	72.9	72.9	<0.05	0.247	0.019	0.030	<0.06	<0.52	
64251	GADW	4:6:0	5:5:0	10	93d	8p	SK	76.0	76.0	76.0	76.0	76.0	<0.03	0.365	<0.02	<0.05	<0.06	<0.40	
63330	GADW	A	M	1	93d	8t	SK	71.0	71.0	71.0	71.0	71.0	<0.04	0.815	<0.02	0.073	0.075		
65779	GADW	3:2:0	2:3:0	5	93d	8t	SK	73.0	73.0	73.0	73.0	73.0	<0.04	0.624	<0.02	<0.06	<0.06		
40230	MALL	I	M	1	88d	8d	AB						<0.10	0.390	0.380	0.150	0.010		
40876	MALL	0:7:0	2:5:0	7	88d	8g	AB						<0.10	0.500	1.370	<0.05	0.020		
40442	MALL	2:8:0	3:7:0	10	88d	8p	SK						<0.10	0.330	2.790	0.060	0.020		
40299	MALL	0:10:0	1:9:0	10	88d	8x	MB						<0.10	<0.10	0.130	<0.05	0.020		
41769	MALL	0:10:0	2:8:0	10	89d	8g	AB						<0.20	0.600	0.200	0.050	<0.02		
41758	MALL	1:9:0	0:10:0	10	89d	8h	AB						<0.20	0.500	<0.20	<0.05	<0.02		
43500	MALL	1:2:0	2:1:0	3	89d	8s	SK						0.300	0.400	0.400	0.050	<0.02		
43531	MALL	0:10:0	6:4:0	10	89d	8t	SK						<0.20	1.000	<0.20	<0.05	<0.02	<0.6	
64505	MALL	A	F	1	92c	8f	AB	68.7	68.7	68.7	68.7	68.7	<0.03	0.366	0.016	0.147	<0.08		
64248	MALL	0:10:0	4:6:0	10	93c	8t	SK	77.0	77.0	77.0	77.0	77.0	<0.03	0.616	<0.02	<0.06	<0.06	<0.36	
68405	MALL	1:5:0	0:6:0	6	93c	8z	MB	72.4	72.4	72.4	72.4	72.4	<0.06	0.265	<0.03	0.033	<0.07	<0.46	
67131	MALL	4:4:0	5:3:0	8	93d	8aa	MB	68.3	68.3	68.3	68.3	68.3	<0.06	0.235	<0.03	0.041	<0.07	<0.72	
69430	MALL	0:10:0	3:7:0	10	93d	8bb	MB	70.0	70.0	70.0	70.0	70.0	<0.03	0.396	<0.01	0.126	<0.07	0.76	0.26
63140	MALL	3:4:0	3:4:0	7	93d	8d	AB	78.0	78.0	78.0	78.0	78.0	<0.04	0.121	<0.02	0.033	<0.04		
63047	MALL	1:8:0	6:3:0	9	93d	8f	AB	73.8	73.8	73.8	73.8	73.8	<0.03	0.068	0.016	0.037	<0.08	0.45	0.17
64667	MALL	0:10:0	7:3:0	10	93d	8g	AB	73.0	73.0	73.0	73.0	73.0	<0.04	0.338	0.014	0.065	<0.06	<0.40	
63952	MALL	0:10:0	6:4:0	10	93d	8h	AB	63.0	63.0	63.0	63.0	63.0	<0.05	0.237	0.037	<0.08	<0.09	1.29	0.30
63949	MALL	5:5:0	7:3:0	10	93d	8i	AB	73.0	73.0	73.0	73.0	73.0	<0.04	0.284	<0.02	<0.07	<0.07	<0.40	
69261	MALL	0:10:0	3:7:0	10	93d	8k	AB	74.8	74.8	74.8	74.8	74.8	<0.05	0.282	0.066	0.068	<0.04	<0.42	
69428	MALL	0:10:0	4:6:0	10	93d	8l	AB	67.8	67.8	67.8	67.8	67.8	<0.03	0.361	<0.01	0.045	<0.06	<0.48	
64161	MALL	0:3:0	2:1:0	3	93d	8m	SK	70.0	70.0	70.0	70.0	70.0	<0.04	0.300	0.210	<0.06	<0.06	0.97	0.16
65303	MALL	0:9:0	2:7:0	9	93d	8n	SK	71.9	71.9	71.9	71.9	71.9	<0.04	0.323	6.283	<0.03	<0.08	0.86	0.24
64160	MALL	4:4:0	4:4:0	8	93d	8p	SK	71.0	71.0	71.0	71.0	71.0	<0.04	0.481	0.070	<0.07	<0.07	<0.48	
63331	MALL	A	M	1	93d	8q	SK	78.0	78.0	78.0	78.0	78.0	<0.03	0.359	0.466	0.099	<0.06		

Table 14: continued

USOX #	Species	Age I:A:U	Sex F:M:U	N	Year	Mapref	Prov	%H2O As	%H2O Se	%H2O Pb	%H2O Hg	%H2O Cd	mg/kg wet weight As	mg/kg wet weight Se	mg/kg wet weight Pb	mg/kg wet weight Hg	mg/kg wet weight Cd	137Cs (Bq/kg)	Error (Bq/kg)
64247	MALL	0:2:0	0:2:0	2	93d	8q	SK	58.0	58.0	58.0	58.0	58.0	<0.05	0.647	<0.03	<0.09	<0.10		
63352	MALL	A	M	1	93d	8s	SK	70.0	70.0	70.0	70.0	70.0	<0.04	0.462	<0.02	0.258	<0.07		
69255	MALL	3:0:0	1:2:0	3	93d	8v	SK	71.6	71.6	71.6	71.6	71.6	<0.06	0.707	0.170	0.026	<0.07		
64771	MALL	8:2:0	2:8:0	10	93d	8x	MB	74.0	74.0	74.0	74.0	74.0	<0.03	0.268	<0.02	0.055	<0.07	1.65	0.29
66976	MALL	6:4:0	6:4:0	10	93d	8z	MB	74.9	74.9	74.9	74.9	74.9	<0.05	0.173	<0.03	0.063	<0.07	0.90	0.28
69886	MALL	0:5:0	1:4:0	5	94b	8b	YT	74.8	74.8	74.8	74.8	74.8	<0.03	0.620	<0.04	0.033	<0.10	<0.40	
63947	NOPI	A	F	1	93d	8aa	MB	74.0	74.0	74.0	74.0	74.0	<0.05	0.322	0.070	0.182	<0.06		
64769	NOPI	8:2:0	5:5:0	10	93d	8g	AB	74.0	74.0	74.0	74.0	74.0	<0.03	0.455	<0.02	0.065	<0.06	0.92	0.26
63975	NOPI	1:4:0	3:2:0	5	93d	8h	AB	60.0	60.0	60.0	60.0	60.0	<0.05	0.708	<0.02	<0.07	<0.08	1.42	0.19
63720	NOPI	A	F	1	93d	8k	AB	73.4	73.4	73.4	73.4	73.4	<0.05	0.346	<0.03	0.202	<0.08		
69429	NOPI	2:8:0	6:4:0	10	93d	8l	AB	72.7	72.7	72.7	72.7	72.7	<0.03	0.330	<0.01	0.033	<0.05	1.06	0.29
63332	NOPI	A	M	1	93d	8q	SK	75.0	75.0	75.0	75.0	75.0	<0.03	0.440	<0.02	<0.05	<0.06		
63205	NOPI	1:9:0	4:6:0	10	93d	8w	MB	68.0	68.0	68.0	68.0	68.0	<0.04	0.166	0.016	0.074	<0.08	12.36	0.81
64976	NOPI	8:0:0	7:1:0	8	93d	8x	MB	72.3	72.3	72.3	72.3	72.3	<0.04	0.216	0.028	0.036	<0.07	7.00	0.52
65495	NOPI	A	F	1	94b	8b	YT	73.1	73.1	73.1	73.1	73.1	<0.03	0.503	<0.03	<0.04	<0.08		
68421	NOPI	A	F	1	94c	8c	BC	73.7	73.7	73.7	73.7	73.7	<0.04	0.376	<0.04	0.231	<0.11		
66805	NSHO	4:2:0	4:2:0	6	93d	8aa	MB	74.1	74.1	74.1	74.1	74.1	<0.05	0.269	<0.03	0.212	<0.05		
65803	NSHO	2:0:0	2:0:0	2	93d	8d	AB	74.9	74.9	74.9	74.9	74.9	<0.05	0.254	0.432	0.233	<0.08		
63974	NSHO	2:3:0	4:1:0	5	93d	8h	AB	63.0	63.0	63.0	63.0	63.0	0.126	0.255	91.538	0.085	<0.07	<0.32	
64745	NSHO	10:0:0	5:5:0	10	93d	8x	MB	73.0	73.0	73.0	73.0	73.0	<0.04	0.184	<0.02	0.119	<0.07	<0.44	
Prairies - Bay Ducks																			
70159	CANV	10:0:0	3:7:0	10	92c	8f	AB	73.8	73.8	73.8	73.8	73.8	<0.03	0.288	<0.01	0.042	<0.05		
43542	LESC	3:5:2	4:6:0	10	89d	8p	SK						<0.20	<0.20	0.400	0.170	<0.02	3.62	0.34
69236	LESC	2:0:0	1:1:0	2	93d	8cc	MB	73.2	73.2	73.2	73.2	73.2	<0.05	0.314	<0.03	0.126	<0.07		
63046	LESC	I	F	1	93d	8f	AB	74.3	74.3	74.3	74.3	74.3	<0.03	0.267	4.230	0.044	<0.06		
63267	LESC	I	F	1	93d	8h	AB	48.0	48.0	48.0	48.0	48.0	<0.07	0.504	2.699	0.146	<0.08		
63324	LESC	A	M	1	93d	8o	SK	64.0	64.0	64.0	64.0	64.0	<0.05	0.508	0.018	0.230	<0.09		
64159	LESC	0:10:0	5:5:0	10	93d	8p	SK	73.0	73.0	73.0	73.0	73.0	<0.04	0.389	<0.02	0.119	<0.06	2.78	0.34
63349	LESC	A	M	1	93d	8q	SK	72.0	72.0	72.0	72.0	72.0	<0.04	0.423	0.199	0.168	<0.07		
64790	LESC	2:8:0	1:9:0	10	93d	8x	MB	76.0	76.0	76.0	76.0	76.0	<0.03	0.379	<0.01	0.060	<0.06	1.77	0.31
67134	LESC	5:4:0	4:5:0	9	93d	8z	MB	72.7	72.7	72.7	72.7	72.7	<0.05	0.347	0.055	0.087	<0.05	1.47	0.30
69566	LESC	I	M	1	94d	8a	YT	75.7	75.7	75.7	75.7	75.7	<0.03	0.539	<0.04	<0.02	<0.06		
63678	REDH	3:2:0	3:2:0	5	93d	8bb	MB	72.3	72.3	72.3	72.3	72.3	<0.06	0.424	0.028	<0.03	0.175	<0.50	
69249	REDH	0:3:0	3:0:0	3	93d	8l	AB	70.4	70.4	70.4	70.4	70.4	<0.04	0.101	<0.01	<0.04	<0.07		
67292	REDH	0:10:0	3:7:0	10	93d	8y	MB	75.7	75.7	75.7	75.7	75.7	<0.05	0.255	0.019	<0.02	<0.04	<0.40	
68161	RNDU	6:2:0	3:5:0	8	93d	8cc	MB	75.5	75.5	75.5	75.5	75.5	<0.05	0.228	0.076	0.049	<0.04	0.96	0.27
63045	RNDU	I	F	1	93d	8f	AB	70.0	70.0	70.0	70.0	70.0	<0.04	0.399	<0.02	0.054	<0.07		
69554	RNDU	A	F	1	94b	8b	YT	72.9	72.9	72.9	72.9	72.9	<0.04	0.458	<0.05	0.092	<0.07		
Prairies - Sea Ducks																			
63325	BUFF	A	F	1	93d	8o	SK	67.0	67.0	67.0	67.0	67.0	<0.04	2.244	0.020	0.063	<0.08		

Table 14: continued

USOX #	Species	Age I:A:U	Sex F:M:U	N	Year	Mapref	Prov	%H2O As	%H2O Se	%H2O Pb	%H2O Hg	%H2O Cd	mg/kg wet weight As	mg/kg wet weight Se	mg/kg wet weight Pb	mg/kg wet weight Hg	mg/kg wet weight Cd	137Cs (Bq/kg)	Error (Bq/kg)
69170	BUFF	2:0:0	1:1:0	2	93d	8z	MB	71.4	71.4	71.4	71.4	71.4	<0.06	0.469	<0.03	0.326	<0.07		
69601	BUFF	0:2:0	2:0:0	2	94b	8b	YT	70.4	70.4	70.4	70.4	70.4	<0.03	0.784	0.139	0.148	<0.06		
69805	BUFF	0:3:0	1:2:0	3	94b	8b	YT	76.5	76.5	76.5	76.5	76.5	<0.03	0.517	<0.04	0.249	<0.07		
43491	COGO	5:1:0	2:4:0	6	89d	8p	SK						<0.20	<0.20	0.200	0.300	<0.02	<0.24	
43496	COGO	4:0:0	2:2:0	4	89d	8p	SK						<0.20	<0.20	<0.20	0.920	0.020		
63048	COGO	4:1:0	2:3:0	5	93d	8f	AB	71.9	71.9	71.9	71.9	71.9	<0.04	0.233	<0.01	0.076	<0.08	<0.46	
69892	COGO	1:4:0	0:5:0	5	94b	8b	YT	70.5	70.5	70.5	70.5	70.5	<0.04	0.761	1.879	0.251	<0.09	0.54	0.23
69565	SUSC	I	F	1	94d	8a	YT	72.0	72.0	72.0	72.0	72.0	<0.03	0.392	<0.04	0.087	<0.08		
69564	WWSC	I	F	1	94d	8a	YT	72.8	72.8	72.8	72.8	72.8	<0.04	0.645	<0.05	0.041	<0.11		
Pacific - Terrestrial Browsers																			
69891	PTAR	0:6:0	2:4:0	6	94d	9b	YT	73.6	73.6	73.6	73.6	73.6	<0.04	0.129	0.182	<0.03	0.074		
69246	ROPT	0:3:0	1:2:0	3	94b	9a	YT	71.0	71.0	71.0	71.0	71.0	<0.03	0.186	1.766	<0.03	<0.06		
65543	RUGR	A	M	1	94b	9a	YT	78.5	78.5	78.5	78.5	78.5	<0.03	0.527	<0.04	<0.02	0.086		
68850	RUGR	A	M	1	94d	9b	YT	73.1	73.1	73.1	73.1	73.1	<0.04	0.288	<0.04	<0.03	<0.11		
69247	SPGR	0:4:0	1:3:0	4	94b	9a	YT	71.9	71.9	71.9	71.9	71.9	<0.03	0.222	0.129	<0.03	<0.08		
66034	SPGR	0:3:0	2:1:0	3	94b	9b	YT	73.9	73.9	73.9	73.9	73.9	<0.03	0.381	<0.03	<0.04	<0.08		
69078	SPGR	0:5:0	3:2:0	5	94b	9b	YT	74.6	74.6	74.6	74.6	74.6	<0.03	0.475	<0.04	<0.03	<0.08		
68849	SPGR	0:4:0	2:2:0	4	94d	9b	YT	74.9	74.9	74.9	74.9	74.9	<0.04	0.178	<0.04	<0.03	<0.10		
69238	WIPT	0:2:0	1:1:0	2	94b	9a	YT	74.5	74.5	74.5	74.5	74.5	<0.03	0.201	0.179	<0.03	0.500		
69602	WIPT	0:2:0	0:2:0	2	94b	9b	YT	74.1	74.1	74.1	74.1	74.1	<0.03	0.124	0.168	<0.03	0.583		
69603	WIPT	0:3:0	2:1:0	3	94c	9b	YT	71.6	71.6	71.6	71.6	71.6	<0.03	0.168	0.051	<0.03	0.514		
Pacific - Geese & Swans																			
70336	BLBR	0:6:0	2:4:0	6	95a	9j	BC	71.1	71.1	71.1	71.1	71.1	<0.04	0.407	<0.05	<0.03	0.168	<0.40	
43846	CAGO	0:4:0	2:2:0	4	90a	9j	BC						<0.20	<0.20	<0.20	<0.05	<0.02		
66044	CAGO	0:2:0	1:1:0	2	94b	9b	YT	67.8	67.8	67.8	67.8	67.8	<0.04	0.383	<0.05	<0.04	<0.10		
70333	CAGO	0:5:0	3:2:0	5	94d	9j	BC	69.2	69.2	69.2	69.2	69.2	<0.04	0.132	<0.04	<0.04	0.074	<0.40	
70229	CAGO	A	M	1	94d	9k	BC	71.0	71.0	71.0	71.0	71.0	<0.03	0.189	<0.04	<0.03	<0.06		
68965	CAGO	0:5:0	2:3:0	5	94d	9l	BC	71.0	71.0	71.0	71.0	71.0	<0.03	0.296	<0.04	<0.03	<0.07	<0.40	
Pacific - Dabbling Ducks																			
43479	AGWT	I	M	1	89d	9j	BC						0.200	<0.20	<0.20	0.070	<0.02		
69456	AGWT	0:7:0	2:5:0	7	92b	9b	YT	74.6	74.6	74.6	74.6	74.6	<0.03	0.836	<0.04	0.086	<0.08		
66008	AGWT	A	M	1	93b	9b	YT	62.3	62.3	62.3	62.3	62.3	<0.04	0.584	0.155	0.057	<0.11		
65306	AGWT	0:2:0	0:2:0	2	94b	9b	YT	74.3	74.3	74.3	74.3	74.3	<0.03	0.640	<0.04	0.039	<0.06		
69878	AGWT	0:2:0	2:0:0	2	94b	9b	YT	71.8	71.8	71.8	71.8	71.8	0.065	1.796	7.163	0.623	<0.11		
69879	AGWT	4:0:0	1:3:0	4	94b	9b	YT	73.8	73.8	73.8	73.8	73.8	<0.03	0.532	<0.04	0.665	<0.08		
68492	AGWT	0:10:0	2:8:0	10	94d	9e	BC	74.3	74.3	74.3	74.3	74.3	<0.03	0.568	<0.04	0.075	<0.10		
68652	AGWT	0:2:0	1:1:0	2	94d	9f	BC	68.3	68.3	68.3	68.3	68.3	<0.03	0.672	<0.04	0.073	0.073		

Table 14: continued

USOX #	Species	Age I:A:U	Sex F:M:U	N	Year	Mapref	Prov	%H2O As	%H2O Se	%H2O Pb	%H2O Hg	%H2O Cd	mg/kg wet weight As	mg/kg wet weight Se	mg/kg wet weight Pb	mg/kg wet weight Hg	mg/kg wet weight Cd	137Cs (Bq/kg)	Error (Bq/kg)
68676	AGWT	3:5:0	5:3:0	8	94d	9g	BC	73.2	73.2	73.2	73.2	73.2	<0.03	0.584	0.193	0.078	<0.07	0.87	0.27
68691	AGWT	0:2:0	2:0:0	2	94d	9g	BC	75.1	75.1	75.1	75.1	75.1	<0.04	0.446	<0.05	0.100	<0.07		
69144	AGWT	0:10:0	5:5:0	10	94d	9h	BC	71.0	71.0	71.0	71.0	71.0	<0.03	0.711	<0.04	0.055	<0.07	0.78	0.25
69165	AGWT	3:6:0	6:3:0	9	94d	9i	BC	76.8	76.8	76.8	76.8	76.8	<0.04	0.332	<0.05	0.042	<0.07	1.99	0.32
70259	AGWT	0:2:0	1:1:0	2	94d	9i	BC	74.3	74.3	74.3	74.3	74.3	<0.03	0.283	<0.04	0.131	<0.07		
68941	AGWT	A	F	1	94d	9j	BC	70.0	70.0	70.0	70.0	70.0	<0.04	0.222	<0.05	0.066	<0.07		
68942	AGWT	2:6:0	4:4:0	8	94d	9j	BC	79.5	79.5	79.5	79.5	79.5	<0.04	0.303	<0.05	0.047	<0.08		
70255	AGWT	1:3:0	4:0:0	4	94d	9j	BC	77.9	77.9	77.9	77.9	77.9	<0.03	0.303	<0.04	0.040	<0.07		
68439	AGWT	2:8:0	7:3:0	10	94d	9k	BC	73.6	73.6	73.6	73.6	73.6	<0.03	0.652	<0.04	0.087	<0.08		
68797	AGWT	1:4:0	3:2:0	5	94d	9m	BC	75.7	75.7	75.7	75.7	75.7	<0.03	0.289	<0.04	0.039	0.061		
43478	AMWI	0:2:0	1:1:0	2	89d	9j	BC						<0.20	<0.20	<0.20	<0.05	<0.02		
69880	AMWI	0:2:0	0:2:0	2	94b	9b	YT	75.4	75.4	75.4	75.4	75.4	<0.03	0.499	0.640	<0.03	<0.07		
69881	AMWI	0:4:0	1:3:0	4	94b	9b	YT	69.8	69.8	69.8	69.8	69.8	<0.03	0.504	<0.04	<0.03	<0.09		
68481	AMWI	2:4:0	3:3:0	6	94d	9e	BC	71.7	71.7	71.7	71.7	71.7	<0.03	0.294	<0.04	<0.03	<0.11	0.57	0.23
68649	AMWI	5:5:0	5:5:0	10	94d	9f	BC	75.5	75.5	75.5	75.5	75.5	<0.03	0.238	<0.04	<0.02	<0.06	1.34	0.28
68688	AMWI	0:2:0	2:0:0	2	94d	9g	BC	70.4	70.4	70.4	70.4	70.4	<0.03	0.391	<0.04	<0.04	<0.06		
70337	AMWI	1:1:0	0:2:0	2	94d	9g	BC	73.3	73.3	73.3	73.3	73.3	<0.03	0.304	<0.04	<0.03	<0.07		
70316	AMWI	2:4:0	4:2:0	6	94d	9h	BC	74.9	74.9	74.9	74.9	74.9	<0.04	0.326	<0.05	<0.03	<0.08	<0.42	
70328	AMWI	1:1:0	2:0:0	2	94d	9i	BC	74.8	74.8	74.8	74.8	74.8	<0.04	0.270	<0.04	0.060	<0.07		
70300	AMWI	0:10:0	3:7:0	10	94d	9j	BC	72.9	72.9	72.9	72.9	72.9	<0.04	0.266	<0.04	<0.03	<0.07	1.16	0.26
68433	AMWI	4:6:0	5:5:0	10	94d	9k	BC	72.2	72.2	72.2	72.2	72.2	<0.04	0.295	1.337	<0.04	<0.11	0.15	0.20
70338	AMWI	0:2:0	1:1:0	2	94d	9k	BC	69.2	69.2	69.2	69.2	69.2	<0.04	0.360	<0.04	0.031	<0.07		
68796	AMWI	0:5:0	3:2:0	5	94d	9m	BC	74.7	74.7	74.7	74.7	74.7	0.038	0.326	<0.04	<0.03	<0.08	<0.48	
70340	AMWI	0:2:0	2:0:0	2	95a	9h	BC	74.8	74.8	74.8	74.8	74.8	<0.03	0.388	<0.04	<0.03	<0.07		
70329	AMWI	0:3:0	0:3:0	3	95a	9i	BC	75.1	75.1	75.1	75.1	75.1	<0.05	0.471	<0.06	<0.02	<0.09		
68503	BWTE	9:1:0	6:4:0	10	94d	9e	BC	73.6	73.6	73.6	73.6	73.6	<0.03	0.282	<0.04	0.045	<0.11	0.75	0.27
68651	BWTE	3:3:0	5:1:0	6	94d	9f	BC	73.0	73.0	73.0	73.0	73.0	<0.04	0.227	<0.04	<0.04	<0.11		
68692	BWTE	A	F	1	94d	9g	BC	75.9	75.9	75.9	75.9	75.9	<0.04	0.135	<0.04	0.031	<0.07		
68457	BWTE	4:0:0	0:4:0	4	94d	9k	BC	73.1	73.1	73.1	73.1	73.1	<0.03	0.291	<0.04	0.078	<0.11		
70332	BWTE	0:2:0	2:0:0	2	94d	9k	BC	70.4	70.4	70.4	70.4	70.4	<0.04	0.669	<0.05	0.406	<0.09		
68685	GADW	I	M	1	94d	9g	BC	74.0	74.0	74.0	74.0	74.0	<0.03	0.364	<0.04	<0.03	<0.08		
70254	GADW	0:2:0	2:0:0	2	94d	9j	BC	73.2	73.2	73.2	73.2	73.2	<0.04	0.375	<0.05	<0.03	<0.09		
68415	GADW	4:5:0	5:4:0	9	94d	9k	BC	73.7	73.7	73.7	73.7	73.7	<0.03	0.155	<0.03	<0.03	<0.08	<0.36	
70231	GADW	I	M	1	94d	9k	BC	74.4	74.4	74.4	74.4	74.4	<0.04	0.509	<0.05	0.087	<0.09		
70339	GADW	2:0:0	2:0:0	2	94d	9l	BC	71.2	71.2	71.2	71.2	71.2	<0.04	0.351	<0.04	<0.03	<0.07		
70290	GADW	1:1:0	0:2:0	2	94d	9m	BC	76.2	76.2	76.2	76.2	76.2	<0.03	0.381	<0.04	<0.03	<0.07		
43276	MALL	0:8:0	2:6:0	8	88b	9b	YT						<0.10	0.400	<0.10	<0.05	0.080		
40427	MALL	4:4:0	7:1:0	8	88d	9b	YT						0.110	0.210	0.050	0.120	0.010		
40339	MALL	0:10:0	3:7:0	10	88d	9i	BC						0.100	0.350	8.450	<0.05	0.020		
40324	MALL	0:8:0	3:5:0	8	88d	9j	BC						<0.10	0.500	<0.05	0.070	0.020		
40808	MALL	0:7:0	4:3:0	7	88d	9k	BC						<0.10	0.230	0.530	<0.05	0.020		
43277	MALL	0:6:0	2:4:0	6	88d	9m	BC						<0.10	0.400	0.300	0.100	<0.01		
43444	MALL	0:6:0	3:3:0	6	89d	9l	BC						0.300	<0.20	0.400	<0.05	0.040	2.32	0.30
69373	MALL	0:2:0	0:2:0	2	94b	9a	YT	72.5	72.5	72.5	72.5	72.5	<0.03	0.897	0.875	0.041	<0.08		

Table 14: continued

USOX #	Species	Age I:A:U	Sex F:M:U	N	Year	Mapref	Prov	%H2O As	%H2O Se	%H2O Pb	%H2O Hg	%H2O Cd	mg/kg wet weight As	mg/kg wet weight Se	mg/kg wet weight Pb	mg/kg wet weight Hg	mg/kg wet weight Cd	137Cs (Bq/kg)	Error (Bq/kg)
65998	MALL	0:7:0	1:6:0	7	94b	9b	YT	73.1	73.1	73.1	73.1	73.1	<0.03	0.667	<0.04	<0.03	<0.08	0.59	0.27
66041	MALL	0:4:0	1:3:0	4	94b	9b	YT	75.5	75.5	75.5	75.5	75.5	<0.04	1.000	<0.04	0.049	<0.10		
65317	MALL	A	M	1	94b	9c	YT	76.4	76.4	76.4	76.4	76.4	<0.03	0.470	0.802	0.031	<0.07		
69604	MALL	0:2:0	0:2:0	2	94b	9c	YT	75.7	75.7	75.7	75.7	75.7	<0.03	0.539	<0.04	0.056	<0.10		
69580	MALL	0:8:0	4:4:0	8	94d	9d	BC	71.5	71.5	71.5	71.5	71.5	<0.05	0.647	<0.06	0.077	<0.10	0.54	0.25
68468	MALL	5:5:0	4:6:0	10	94d	9e	BC	73.5	73.5	73.5	73.5	73.5	<0.03	0.315	<0.04	<0.03	<0.11	<0.56	
68616	MALL	6:4:0	6:4:0	10	94d	9f	BC	72.9	72.9	72.9	72.9	72.9	<0.04	0.328	<0.04	0.341	<0.11	1.62	0.32
68680	MALL	1:9:0	4:5:1	10	94d	9g	BC	74.1	74.1	74.1	74.1	74.1	<0.04	0.272	<0.05	0.034	<0.08	2.08	0.31
69133	MALL	1:9:0	6:4:0	10	94d	9h	BC	75.0	75.0	75.0	75.0	75.0	<0.03	0.553	<0.04	0.078	<0.08	8.47	0.61
69582	MALL	0:7:0	4:3:0	7	94d	9i	BC	73.0	73.0	73.0	73.0	73.0	<0.04	0.343	<0.05	0.062	<0.08	1.40	0.29
68948	MALL	0:5:0	4:1:0	5	94d	9j	BC	67.7	67.7	67.7	67.7	67.7	<0.03	0.581	0.107	0.074	<0.10	1.33	0.28
70157	MALL	0:10:0	5:5:0	10	94d	9j	BC	75.3	75.3	75.3	75.3	75.3	<0.03	0.299	<0.04	0.032	<0.10	2.13	0.32
68450	MALL	0:10:0	3:7:0	10	94d	9k	BC	73.5	73.5	73.5	73.5	73.5	<0.03	0.660	<0.03	<0.03	<0.08	0.12	0.20
68871	MALL	0:8:0	3:5:0	8	94d	9k	BC	73.2	73.2	73.2	73.2	73.2	<0.05	0.407	<0.06	0.032	<0.10	<0.40	
70262	MALL	0:2:0	0:2:0	2	94d	9k	BC	74.0	74.0	74.0	74.0	74.0	<0.04	0.325	<0.05	<0.03	<0.08		
68959	MALL	1:9:0	4:6:0	10	94d	9l	BC	72.3	72.3	72.3	72.3	72.3	<0.03	0.413	0.061	<0.03	<0.08	<0.48	
68795	MALL	2:3:0	4:1:0	5	94d	9m	BC	73.6	73.6	73.6	73.6	73.6	<0.04	0.510	<0.04	<0.03	<0.11	<0.48	
70135	MALL	A	F	1	95a	9i	BC	73.6	73.6	73.6	73.6	73.6	<0.04	0.520	<0.05	0.034	<0.08		
41859	NOPI	1:11:0	2:10:0	12	88b	9b	YT						<0.10	0.400	0.500	<0.05	<0.01		
43471	NOPI	1:2:0	2:1:0	3	89d	9j	BC						<0.20	<0.20	<0.20	0.130	<0.02		
69262	NOPI	0:2:0	1:1:0	2	94b	9a	YT	73.1	73.1	73.1	73.1	73.1	<0.04	0.516	<0.05	0.051	<0.11		
69708	NOPI	0:2:0	1:1:0	2	94b	9b	YT	7.7	7.7	7.7	7.7	7.7	<0.09	2.077	<0.12	<0.12	<0.18		
68653	NOPI	0:6:0	3:3:0	6	94d	9f	BC	75.0	75.0	75.0	75.0	75.0	<0.04	0.285	<0.05	<0.03	0.078	0.90	0.28
70267	NOPI	3:4:0	2:5:0	7	94d	9h	BC	68.2	68.2	68.2	68.2	68.2	<0.04	1.361	<0.05	0.127	<0.09	0.58	0.25
70136	NOPI	A	F	1	94d	9l	BC	71.6	71.6	71.6	71.6	71.6	<0.03	0.142	<0.04	0.045	<0.07		
70158	NOPI	0:10:0	7:3:0	10	94d	9i	BC	74.9	74.9	74.9	74.9	74.9	<0.03	0.560	<0.04	<0.03	<0.08	0.85	0.27
70296	NOPI	1:5:0	5:1:0	6	94d	9j	BC	71.8	71.8	71.8	71.8	71.8	<0.04	0.733	<0.04	0.042	0.068	<0.40	
68422	NOPI	0:5:0	1:4:0	5	94d	9k	BC	72.6	72.6	72.6	72.6	72.6	<0.03	0.504	<0.04	0.099	<0.08	0.48	0.25
70244	NOPI	A	F	1	94d	9k	BC	73.8	73.8	73.8	73.8	73.8	<0.04	0.537	<0.04	<0.03	0.073		
43475	NSHO	2:1:0	2:1:0	3	89d	9j	BC						<0.20	<0.20	<0.20	0.210	<0.02		
69372	NSHO	0:3:0	1:2:0	3	94b	9a	YT	70.1	70.1	70.1	70.1	70.1	<0.03	0.753	3.134	0.332	<0.09		
68650	NSHO	0:8:0	4:4:0	8	94d	9f	BC	68.2	68.2	68.2	68.2	68.2	<0.04	0.439	<0.05	0.111	<0.13	1.94	0.30
70260	NSHO	4:0:0	1:3:0	4	94d	9j	BC	73.4	73.4	73.4	73.4	73.4	<0.03	0.290	<0.04	0.165	0.064		
68885	NSHO	0:6:0	3:3:0	6	94d	9k	BC	68.6	68.6	68.6	68.6	68.6	<0.04	0.528	<0.05	0.292	<0.13	<0.46	
70291	NSHO	1:2:0	1:2:0	3	94d	9k	BC	67.3	67.3	67.3	67.3	67.3	<0.05	0.441	<0.06	0.167	<0.10		
70217	NSHO	I	M	1	94d	9m	BC	69.6	69.6	69.6	69.6	69.6	<0.03	0.225	<0.04	0.043	<0.07		
Pacific - Bay Ducks																			
40418	GRSC	I	F	1	88d	9i	BC						<0.10	0.460	<0.05	0.150	0.010		
69155	GRSC	1:1:0	1:1:0	2	95a	9l	BC	70.8	70.8	70.8	70.8	70.8	<0.05	0.888	<0.06	0.146	<0.09		
70342	GRSC	1:4:0	0:5:0	5	95a	9j	BC	71.1	71.1	71.1	71.1	71.1	<0.04	0.931	<0.05	0.066	<0.08	<0.40	
40417	LESC	I	F	1	88d	9b	YT						<0.10	<0.10	<0.05	0.170	0.010		
43437	LESC	2:0:0	2:0:0	2	89d	9l	BC						<0.20	<0.20	<0.20	<0.05	<0.02		

Table 14: continued

USOX #	Species	Age I:A:U	Sex F:M:U	N	Year	Mapref	Prov	%H2O As	%H2O Se	%H2O Pb	%H2O Hg	%H2O Cd	mg/kg wet weight As	mg/kg wet weight Se	mg/kg wet weight Pb	mg/kg wet weight Hg	mg/kg wet weight Cd	137Cs (Bq/kg)	Error (Bq/kg)
45979	LESC	0:10:0	1:9:0	10	90b	9b	YT			71.0	71.0	71.0			<0.07	<0.07	<0.22		
66038	LESC	0:5:0	5:0:0	5	94b	9b	YT	72.0	72.0	72.0	72.0	72.0	<0.04	0.655	<0.04	0.067	<0.11	<0.48	
70214	LESC	A	F	1	94d	9g	BC	76.4	76.4	76.4	76.4	76.4	<0.04	0.165	<0.04	0.042	<0.08		
70239	LESC	A	F	1	94d	9k	BC	70.2	70.2	70.2	70.2	70.2	<0.04	0.468	<0.04	0.146	0.072		
66028	RNDU	A	F	1	94b	9b	YT	76.3	76.3	76.3	76.3	76.3	<0.05	0.104	<0.06	<0.03	<0.06		
68473	RNDU	1:1:0	1:1:0	2	94d	9e	BC	73.9	73.9	73.9	73.9	73.9	<0.03	0.235	<0.04	<0.03	<0.10		
68693	RNDU	I	M	1	94d	9f	BC	72.0	72.0	72.0	72.0	72.0	<0.03	0.272	<0.04	<0.03	0.070		
68667	RNDU d	2:0:0	0:2:0	2	94d	9g	BC	71.0	71.0	71.0	71.0	71.0	<0.05	0.383	<0.05	<0.03	<0.09		
68684	RNDU	0:2:0	2:0:0	2	94d	9g	BC	76.4	76.4	76.4	76.4	76.4	<0.04	0.373	<0.04	0.073	<0.09		
70292	RNDU	1:1:0	2:0:0	2	94d	9k	BC	72.7	72.7	72.7	72.7	72.7	<0.04	0.379	<0.04	<0.03	<0.08		
Pacific - Sea Ducks																			
66025	BAGO	0:3:0	1:2:0	3	94b	9b	YT	69.5	69.5	69.5	69.5	69.5	<0.03	1.955	<0.03	0.186	0.116		
65315	BAGO	0:4:0	2:2:0	4	94b	9c	YT	71.4	71.4	71.4	71.4	71.4	0.049	1.198	<0.05	0.192	<0.09		
70261	BAGO	0:3:0	3:0:0	3	94d	9d	BC	72.1	72.1	72.1	72.1	72.1	<0.03	0.343	<0.04	0.123	0.067		
68664	BAGO	0:3:0	3:0:0	3	94d	9g	BC	73.5	73.5	73.5	73.5	73.5	<0.03	0.321	<0.03	0.201	<0.08		
70294	BAGO	0:3:0	1:2:0	3	94d	9h	BC	74.4	74.4	74.4	74.4	74.4	<0.04	0.361	<0.05	0.236	0.079		
70334	BAGO	0:2:0	1:1:0	2	95a	9h	BC	74.2	74.2	74.2	74.2	74.2	0.021	0.369	<0.05	0.227	0.075		
70293	BAGO	0:3:0	2:1:0	3	95a	9i	BC	75.2	75.2	75.2	75.2	75.2	<0.03	1.404	<0.04	0.248	<0.07		
70341	BAGO	0:2:0	0:2:0	2	95a	9j	BC	73.4	73.4	73.4	73.4	73.4	<0.04	1.678	<0.05	0.314	<0.08		
65310	BUFF	0:3:0	2:1:0	3	94b	9c	YT	72.6	72.6	72.6	72.6	72.6	<0.03	0.901	<0.04	0.214	0.066		
69600	BUFF	0:3:0	2:1:0	3	94b	9c	YT	70.4	70.4	70.4	70.4	70.4	<0.04	0.681	<0.04	0.207	<0.09		
70069	BUFF	4:4:0	3:5:0	8	94d	9d	BC	75.7	75.7	75.7	75.7	75.7	<0.03	0.369	<0.04	0.146	<0.07		
68519	BUFF	2:6:0	6:2:0	8	94d	9e	BC	77.9	77.9	77.9	77.9	77.9	<0.03	0.183	<0.03	0.035	<0.09		
68660	BUFF	0:6:0	3:3:0	6	94d	9g	BC	71.6	71.6	71.6	71.6	71.6	<0.04	0.491	0.653	0.204	<0.11		
70213	BUFF	I	M	1	94d	9g	BC	72.4	72.4	72.4	72.4	72.4	<0.04	0.083	<0.04	0.152	<0.07		
71065	BUFF	2:5:0	7:0:0	7	94d	9h	BC	70.3	70.3	70.3	70.3	70.3	<0.04	0.567	0.059	0.223	<0.07		
70326	BUFF	0:4:0	1:3:0	4	94d	9i	BC	73.5	73.5	73.5	73.5	73.5	<0.04	0.223	<0.05	0.156	<0.07		
63049	BUFF	0:3:0	2:1:0	3	94d	9j	BC	67.4	67.4	67.4	67.4	67.4	<0.04	0.557	<0.05	0.163	<0.08		
68525	BUFF	A	M	1	94d	9k	BC	76.9	76.9	76.9	76.9	76.9	<0.03	0.517	<0.04	<0.03	<0.09		
70327	BUFF	1:4:0	1:4:0	5	94d	9k	BC	70.6	70.6	70.6	70.6	70.6	<0.04	0.465	<0.04	0.179	<0.07		
70330	BUFF	1:1:0	0:2:0	2	94d	9k	BC	75.0	75.0	75.0	75.0	75.0	<0.04	0.963	<0.04	0.250	<0.07		
70331	BUFF	1:1:0	1:1:0	2	94d	9l	BC	71.8	71.8	71.8	71.8	71.8	<0.03	0.293	<0.03	0.197	<0.06		
70303	BUFF	0:3:0	0:3:0	3	95a	9l	BC	71.5	71.5	71.5	71.5	71.5	0.068	0.767	<0.05	0.299	<0.07		
70335	BUFF	0:3:0	0:3:0	3	95a	9j	BC	75.9	75.9	75.9	75.9	75.9	0.041	1.663	<0.06	0.157	0.099		
41747	COGO	1:0:5	3:3:0	6	89d	9b	YT						<0.10	0.500	0.200	0.100	<0.01		
43434	COGO	3:1:0	2:2:0	4	89d	9l	BC						0.300	<0.20	<0.20	0.140	0.020		
65316	COGO	A	F	1	94b	9c	YT	74.1	74.1	74.1	74.1	74.1	<0.04	0.645	<0.04	0.228	<0.10		
70253	COGO	3:3:0	3:3:0	6	94d	9d	BC	70.0	70.0	70.0	70.0	70.0	<0.04	0.360	<0.05	0.129	<0.07	<0.52	
68510	COGO	2:3:0	3:2:0	5	94d	9e	BC	71.9	71.9	71.9	71.9	71.9	<0.03	0.169	<0.04	<0.04	<0.08	<0.40	
68523	COGO	3:0:0	1:2:0	3	94d	9k	BC	72.4	72.4	72.4	72.4	72.4	<0.04	0.820	<0.04	0.345	<0.11		
70230	COGO	A	M	1	94d	9k	BC	72.1	72.1	72.1	72.1	72.1	<0.04	0.377	<0.04	0.084	<0.07		
69809	OLDS	1:2:0	1:2:0	3	94d	9c	YT	68.3	68.3	68.3	68.3	68.3	0.162	0.951	<0.04	0.181	<0.10		

Table 14: continued

USOX #	Species		Age I:A:U	Sex F:M:U	N	Year	Mapref	Prov	%H2O As	%H2O Se	%H2O Pb	%H2O Hg	%H2O Cd	mg/kg wet weight As	mg/kg wet weight Se	mg/kg wet weight Pb	mg/kg wet weight Hg	mg/kg wet weight Cd	137Cs (Bq/kg)	Error (Bq/kg)
43463	SUSC		0:10:0	3:7:0	10	89d	9j	BC						0.300	0.200	<0.20	0.180	0.030	<0.52	
43501	SUSC		0:3:0	1:2:0	3	89d	9j	BC						0.200	0.400	<0.20	0.180	<0.02		
45988	SUSC		0:4:0	1:3:0	4	90b	9b	YT			71.0	73.0	71.0			<0.07	0.173	<0.21		
46015	WWSC		1:5:0	0:6:0	6	90b	9b	YT			71.0	69.0	71.0			<0.08	0.112	0.296		
Pacific - Mergansers																				
68799	HOME		0:3:0	2:1:0	3	94d	9m	BC	74.2	74.2	74.2	74.2	74.2	<0.03	0.240	<0.04	0.147	<0.10		
70134	HOME		A	M	1	95a	9i	BC	71.8	71.8	71.8	71.8	71.8	<0.05	0.426	<0.06	0.282	<0.10		
Eastern Arctic - Terrestrial Browsers																				
52147	ROPT		A	F	1	91c	10o	PQ	70.6	70.6	70.3	70.3	70.3	0.003	0.134	7.351	<0.04	0.437		
52145	ROPT	d	1:2:0	1:2:0	3	91d	10o	PQ	70.1	70.1	66.0	66.0	66.0	0.003	0.180	0.826	<0.10	<0.12		
55517	ROPT		0:4:0	2:2:0	4	92b	10i	PQ	72.9	72.9	68.0	66.0	68.0	0.020	0.197	6.272	<0.06	0.061		
64154	ROPT		0:5:0	3:2:0	5	93b	10d	NT	67.0	67.0	67.0	67.0	67.0	<0.04	0.175	0.017	<0.05	0.056		
63539	ROPT		0:10:0	4:6:0	10	93d	10a	NT	75.0	75.0	75.0	75.0	75.0	<0.05	0.060	0.030	<0.03	0.018	<0.40	
64484	ROPT		0:9:0	5:4:0	9	94a	10k	NT	70.2	70.2	70.2	70.2	70.2	<0.06	0.241	0.676	<0.03	0.128	0.47	0.23
52146	WIPT	e	I	M	1	91c	10o	PQ	71.0	71.0	70.0	70.0	70.0	0.016	0.086	10.749	<0.08	<0.11		
56233	WIPT		A	M	1	92d	10i	PQ	68.4	68.4	73.0	71.0	73.0	0.003	0.215	<0.02	<0.06	<0.04		
60489	WIPT		0:5:0	3:2:0	5	93b	10d	NT	72.0	72.0	72.0	72.0	72.0	<0.04	0.095	0.020	<0.06	0.199		
Eastern Arctic - Geese & Swans																				
44153	CAGO		0:13:0	6:7:0	13	89c	10m	PQ	73.3	73.3	73.3	73.3	73.3	<0.03	0.144	0.024	<0.03	<0.06	45.90	0.89
46654	CAGO		9:0:1	9:1:0	10	90b	10k	NT			75.0	77.0	75.0			3.725	<0.09	<0.23		
49246	CAGO		0:2:0	1:1:0	2	91b	10e	NT	72.0	72.0	72.5	72.5	72.5	0.008	0.590	0.256	<0.07	<0.06		
51805	CAGO		I	M	1	91c	10i	PQ	74.5	74.5	59.0	59.0	59.0	0.004	0.052	0.074	<0.13	<0.14		
50258	CAGO	d	1:4:0	4:1:0	5	91c	10o	PQ	71.2	71.2	72.0	72.0	72.0	0.012	0.155	<0.05	<0.08	<0.10	9.40	0.56
51978	CAGO		2:0:0	0:2:0	2	91d	10j	PQ	74.2	74.2	79.0	79.0	79.0	0.003	0.058	0.065	<0.04	<0.07		
51979	CAGO	d	0:2:0	2:0:0	2	91d	10j	PQ	72.3	72.3	73.0	73.0	73.0	0.003	0.038	0.581	<0.07	<0.09		
55497	CAGO		A	F	1	92b	10i	PQ	64.8	64.8	70.0	70.0	70.0	0.013	0.540	<0.02	<0.07	0.033		
55554	CAGO		0:8:0	2:6:0	8	92b	10p	LB	69.5	69.5	69.5	69.5	69.5	<0.03	0.040	0.027	<0.04	<0.07	5.77	0.37
55671	CAGO		0:3:0	3:0:0	3	92c	10l	PQ	72.5	72.5	71.0	72.0	71.0	0.006	0.224	<0.03	<0.06	<0.06		
56200	CAGO	f	0:6:0	4:2:0	6	92d	10i	PQ	71.1	71.1	68.0	72.0	68.0	0.003	0.168	<0.02	<0.07	<0.04	3.27	0.22
56193	CAGO		A	M	1	92d	10n	PQ	76.0	76.0	74.0	73.0	74.0	0.003	0.140	<0.02	<0.06	<0.04		
69056	CAGO		1:5:0	4:2:0	6	93b	10c	NT	70.8	70.8	70.8	70.8	70.8	<0.06	0.105	<0.03	<0.03	<0.08	16.68	1.26
60490	CAGO		0:10:0	3:7:0	10	93b	10d	NT	63.0	63.0	63.0	63.0	63.0	<0.05	0.618	<0.02	<0.06	<0.06	2.98	0.35
69077	CAGO		0:7:0	4:3:0	7	93b	10e	NT	73.3	73.3	73.3	73.3	73.3	<0.05	0.443	<0.03	<0.03	<0.07	9.75	0.75
64510	CAGO		I	F	1	93d	10p	LB	69.5	69.5	69.5	69.5	69.5	<0.06	0.092	<0.03	<0.03	<0.07		
56632	GSGO	d	0:10:0	9:1:0	10	92c	10b	NT	75.7	75.7	75.0	74.0	75.0	0.004	0.135	<0.02	<0.06	<0.06	1.66	0.33
57008	GSGO		8:0:0	3:5:0	8	92c	10b	NT	80.0	80.0	81.0	80.0	81.0	0.003	0.061	0.019	<0.05	<0.08		
43107	LSGO		0:4:0	4:0:0	4	89b	10e	NT						0.400	0.200	0.200	<0.05	0.020		

Table 14: continued

USOX #	Species		Age I:A:U	Sex F:M:U	N	Year	Mapref	Prov	%H2O As	%H2O Se	%H2O Pb	%H2O Hg	%H2O Cd	mg/kg wet weight As	mg/kg wet weight Se	mg/kg wet weight Pb	mg/kg wet weight Hg	mg/kg wet weight Cd	137Cs (Bq/kg)	Error (Bq/kg)
43108	LSGO		0:6:0	0:6:0	6	89b	10e	NT						<0.10	0.200	12.300	<0.05	0.030		
49331	LSGO		I	F	1	91b	10e	NT	69.1	69.1	69.0	69.0	69.0	0.006	0.613	<0.05	<0.08	<0.11		
49332	LSGO		0:7:0	0:7:0	7	91b	10e	NT	69.6	69.6	65.0	65.0	65.0	0.006	0.683	<0.04	<0.07	<0.12		
49333	LSGO		0:7:0	7:0:0	7	91b	10e	NT	68.6	68.6	61.0	61.0	61.0	0.006	0.657	<0.05	<0.10	<0.14		
92-0927	LSGO	g	0:14:0	7:7:0	14	91b	10e	NT											17.60	0.52
51795	LSGO		0:4:0	1:3:0	4	91b	10i	PQ	71.2	71.2	69.0	69.0	69.0	0.003	0.508	0.078	<0.07	<0.11	12.60	0.50
51798	LSGO		1:1:0	1:1:0	2	91d	10j	PQ	70.8	70.8	66.0	66.0	66.0	0.003	0.064	<0.05	<0.09	<0.12		
55334	LSGO		0:5:0	4:1:0	5	92b	10i	PQ	73.6	73.6	68.0	67.0	68.0	0.003	0.286	<0.03	<0.06	<0.05	5.89	0.38
55339	LSGO		0:4:0	2:2:0	4	92b	10n	PQ	71.7	71.7	67.0	65.0	67.0	0.004	0.710	0.142	<0.06	<0.05	22.10	0.63
55673	LSGO		A	M	1	92c	10l	PQ	70.2	70.2	70.0	69.0	70.0	0.006	0.826	<0.02	<0.06	<0.04		
55672	LSGO	d	A	M	1	92c	10n	PQ	71.9	71.9	74.0	70.0	74.0	0.004	0.738	<0.02	<0.05	<0.04		
56073	LSGO	d	1:8:0	3:6:0	9	92d	10i	PQ	68.2	68.2	72.0	72.0	72.0	0.003	0.349	<0.02	<0.05	0.031	16.70	0.56
64533	LSGO		0:10:0	5:5:0	10	93b	10c	NT	72.6	72.6	72.6	72.6	72.6	<0.05	0.077	<0.03	<0.03	<0.06	15.76	0.97
69049	LSGO		0:10:0	6:4:0	10	93b	10e	NT	76.9	76.9	76.9	76.9	76.9	<0.05	0.268	<0.02	<0.02	<0.05	35.05	2.53
60926	LSGO		0:10:0	7:3:0	10	93b	10g	NT	63.1	63.1	63.1	63.1	63.1	0.129	0.554	6.686	<0.04	<0.09	17.67	1.06
Eastern Arctic - Dabbling Ducks																				
44194	ABDU		0:9:0	4:5:0	9	89c	10m	PQ	71.0	71.0	71.0	71.0	71.0	<0.04	0.505	0.867	0.218	<0.07	20.40	0.61
44163	AGWT		0:5:0	4:1:0	5	89c	10m	PQ	71.9	71.9	71.9	71.9	71.9	<0.03	0.183	0.028	0.202	<0.07		
44238	NOPI		0:6:0	4:2:0	6	89c	10m	PQ	73.6	73.6	73.6	73.6	73.6	<0.03	0.333	0.124	0.209	<0.07		
Eastern Arctic - Bay Ducks																				
44249	RNDU		A	M	1	89c	10m	PQ	73.2	73.2	73.2	73.2	73.2	<0.03	0.314	8.241	0.075	<0.06		
Eastern Arctic - Sea Ducks																				
44135	BLSC		0:8:0	8:0:0	8	89c	10m	PQ	71.1	71.1	71.1	71.1	71.1	<0.03	0.575	<0.01	0.324	<0.06		
51769	BLSC		0:5:0	5:0:0	5	91d	10j	PQ	71.8	71.8	71.0	71.0	71.0	0.104	0.792	0.075	0.099	<0.10		
55743	BLSC		0:2:0	0:2:0	2	92u	10l	PQ	70.7	70.7	72.0	72.0	72.0	0.355	1.244	<0.02	0.190	<0.05		
40634	COEI		0:2:0	2:0:0	2	88d	10k	NT						0.130	1.060	<0.05	0.100	0.060		
40870	COEI		0:5:0	0:5:0	5	88d	10k	NT						<0.10	0.320	0.290	<0.05	0.070		
40871	COEI		5:0:0	1:4:0	5	88d	10k	NT						0.130	0.780	0.410	<0.05	0.020		
43279	COEI		5:0:0	3:2:0	5	90a	10h	NT						0.100	0.400	<0.10	0.110	0.030		
43280	COEI		0:3:0	3:0:0	3	90a	10h	NT						<0.10	0.700	<0.10	0.090	0.110		
90-2933	COEI	g	5:3:0	6:2:0	8	90a	10h	NT											<0.46	
51789	COEI		0:3:0	1:2:0	3	91c	10i	PQ	72.7	72.7	70.0	70.0	70.0	0.332	0.847	0.063	0.264	0.177		
50172	COEI		0:6:0	5:1:0	6	91c	10o	PQ	73.6	73.6	73.0	73.0	73.0	0.260	1.221	0.208	0.235	0.176	<0.22	
51783	COEI		0:3:0	3:0:0	3	91d	10j	PQ	76.9	76.9	77.0	77.0	77.0	0.179	0.576	0.083	<0.05	<0.08		
59720	COEI		0:10:0	3:7:0	10	93b	10a	NT	75.6	75.6	75.6	75.6	75.6	0.344	1.471	<0.02	0.139	0.417	<0.40	
69106	COEI		0:10:0	6:4:0	10	93b	10e	NT	70.2	70.2	70.2	70.2	70.2	0.247	1.410	<0.03	0.414	0.438	<0.44	
69095	COEI		0:10:0	6:4:0	10	93b	10f	NT	73.4	73.4	73.4	73.4	73.4	0.226	1.357	<0.03	0.455	0.101	0.83	0.28
61403	COEI		0:10:0	2:8:0	10	93b	10g	NT	72.9	72.9	72.9	72.9	72.9	0.073	1.667	<0.03	0.182	0.480	<0.44	

Table 14: continued

USOX #	Species		Age I:A:U	Sex F:M:U	N	Year	Mapref	Prov	%H2O As	%H2O Se	%H2O Pb	%H2O Hg	%H2O Cd	mg/kg wet weight As	mg/kg wet weight Se	mg/kg wet weight Pb	mg/kg wet weight Hg	mg/kg wet weight Cd	137Cs (Bq/kg)	Error (Bq/kg)
64522	COEI		6:1:0	3:4:0	7	93d	10p	LB	70.5	70.5	70.5	70.5	70.5	<0.06	0.445	<0.03	0.074	<0.06	<0.98	
51784	KIEI		A	M	1	91c	10i	PQ	72.3	72.3	68.0	68.0	68.0	0.174	0.909	<0.05	0.240	0.202		
51790	KIEI	d	1:1:0	1:1:0	2	91d	10j	PQ	72.7	72.7	74.0	74.0	74.0	0.195	0.628	0.091	0.213	<0.09		
64555	KIEI		0:10:0	3:7:0	10	93c	10c	NT	73.0	73.0	73.0	73.0	73.0	<0.05	1.199	<0.03	0.259	0.707	0.47	0.18
50357	OLDS		0:5:0	3:2:0	5	91c	10o	PQ	71.1	71.1	70.0	70.0	70.0	0.090	0.816	<0.05	0.237	<0.11		
51521	OLDS		A	F	1	91d	10j	PQ	71.3	71.3	67.0	67.0	67.0	0.195	0.570	<0.05	0.083	<0.12		
51980	OLDS		4:0:0	3:1:0	4	91d	10j	PQ	72.3	72.3	72.0	72.0	72.0	0.150	0.487	0.095	0.160	<0.10		
56232	OLDS		0:3:0	0:3:0	3	92d	10i	PQ	71.5	71.5	60.0	73.0	60.0	0.138	1.751	<0.02	<0.04	0.044		
60488	OLDS		0:9:1	4:5:1	10	93b	10d	NT	61.0	61.0	61.0	61.0	61.0	<0.05	1.385	<0.03	0.168	0.113	0.51	0.24
69038	OLDS		0:10:0	3:7:0	10	93b	10e	NT	73.2	73.2	73.2	73.2	73.2	0.126	0.815	<0.03	0.268	0.139	0.75	0.27
60915	OLDS		0:10:0	7:3:0	10	93b	10g	NT	64.4	64.4	64.4	64.4	64.4	<0.07	0.958	<0.04	0.110	0.295	<0.40	
64544	OLDS		0:10:0	2:8:0	10	93c	10c	NT	72.5	72.5	72.5	72.5	72.5	<0.06	0.666	<0.03	0.184	0.072	<40	
64096	OLDS		0:10:0	5:5:0	10	93d	10k	NT	71.2	71.2	71.2	71.2	71.2	<0.06	0.907	0.029	0.161	0.107		
44180	SUSC		0:4:0	2:2:0	4	89c	10m	PQ	64.4	64.4	64.4	64.4	64.4	<0.04	0.406	0.018	0.235	0.064		
55747	SUSC		A	M	1	92u	10l	PQ	73.8	73.8	71.0	74.0	71.0	0.600	1.443	13.224	0.099	0.070		
Eastern Arctic - Mergansers																				
44263	COME		0:13:0	3:10:0	13	89c	10m	PQ	70.5	70.5	70.5	70.5	70.5	0.030	0.856	9.838	1.153	<0.07		
44171	HOME		0:3:0	1:2:0	3	89c	10m	PQ	72.4	72.4	72.4	72.4	72.4	<0.03	0.403	<0.01	0.483	<0.07		
44204	RBME		0:5:0	5:0:0	5	89c	10m	PQ	72.6	72.6	72.6	72.6	72.6	<0.04	0.723	1.562	1.101	<0.07		
50259	RBME		A	M	1	91b	10o	PQ	71.3	71.3	72.0	72.0	72.0	0.089	0.650	<0.06	1.232	<0.10		
51803	RBME		I	M	1	91d	10j	PQ	71.4	71.4	72.0	72.0	72.0	0.100	0.481	<0.05	0.498	<0.10		
51981	RBME		0:4:0	4:0:0	4	91d	10j	PQ	71.2	71.2	72.0	72.0	72.0	0.074	0.408	0.302	0.557	<0.10		
56479	RBME		2:0:0	2:0:0	2	92c	10o	PQ			76.0	79.0	76.0			<0.02	0.074	<0.05		
55746	RBME		0:2:0	2:0:0	2	92u	10l	PQ	70.7	70.7	70.0	70.0	70.0	0.340	1.016	<0.02	0.984	<0.03		
64514	RBME		1:2:0	1:2:0	3	93d	10p	LB	77.0	77.0	77.0	77.0	77.0	<0.03	0.373	<0.02	0.313	<0.06		
Eastern Arctic - Loons																				
44245	COLO		0:2:0	1:1:0	2	89c	10m	PQ	67.6	67.6	67.6	67.6	67.6	<0.04	0.991	0.198	0.885	0.052		
51848	COLO	d	0:2:0	1:1:0	2	91c	10i	PQ	64.9	64.9	61.0	61.0	61.0	0.408	0.694	<0.05	1.041	<0.14		
50252	COLO		A	M	1	91c	10j	PQ	70.5	70.5	69.0	69.0	69.0	0.425	1.162	<0.05	0.834	<0.11		
50192	COLO		0:3:0	2:1:0	3	91c	10o	PQ	71.5	71.5	66.0	66.0	66.0	0.463	0.912	<0.05	0.680	<0.12	1.83	0.23
51845	COLO		3:0:0	1:0:2	3	91d	10j	PQ	69.8	69.8	64.0	64.0	64.0	0.238	0.588	<0.05	0.900	<0.13		
56012	COLO		0:5:0	4:1:0	5	92b	10l	PQ	69.8	69.8	71.0	71.0	71.0	0.723	1.240	<0.01	0.725	0.058	6.75	0.38
56312	COLO		0:2:1	2:0:1	3	92d	10i	PQ	70.5	70.5	71.0	72.0	71.0	0.007	1.232	<0.03	1.207	0.110	2.80	0.28
50195	RTLO		0:2:0	0:2:0	2	91b	10o	PQ	70.6	70.6	67.0	67.0	67.0	0.260	0.849	<0.06	0.297	<0.12		
Western Arctic - Terrestrial Browsers																				
63677	ROPT		0:3:0	2:1:0	3	93d	11d	NT	73.6	73.6	73.6	73.6	73.6	<0.05	0.129	5.211	<0.03	0.201		
63706	SPGR		0:4:0	3:1:0	4	93d	11d	NT	74.0	74.0	74.0	74.0	74.0	<0.05	0.052	0.096	<0.03	<0.05	12.50	0.80

Table 14: continued

USOX #	Species	Age I:A:U	Sex F:M:U	N	Year	Mapref	Prov	%H2O As	%H2O Se	%H2O Pb	%H2O Hg	%H2O Cd	mg/kg wet weight As	mg/kg wet weight Se	mg/kg wet weight Pb	mg/kg wet weight Hg	mg/kg wet weight Cd	137Cs (Bq/kg)	Error (Bq/kg)
68862	SPGR	0:5:0	1:4:0	5	94d	11a	YT	75.3	75.3	75.3	75.3	75.3	<0.03	0.217	<0.04	<0.03	<0.10		
63714	STGR	3:4:0	3:4:0	7	93d	11d	NT	72.8	72.8	72.8	72.8	72.8	<0.05	0.079	0.044	<0.03	<0.06	11.50	0.76
58359	WIPT	0:10:0	4:6:0	10	93a	11e	NT	73.1	73.1	72.0	70.0	72.0	0.011	0.073	<0.03	<0.06	<0.06		
59731	WIPT	0:10:0	3:7:0	10	93b	11g	NT	73.9	73.9	73.9	73.9	73.9	<0.05	<0.03	1.151	<0.03	0.125	<0.50	
63687	WIPT	0:8:0	7:1:0	8	93d	11d	NT	67.4	67.4	67.4	67.4	67.4	<0.07	0.156	0.143	<0.03	<0.05	3.88	0.40
69569	WIPT	A	F	1	94d	11a	YT	70.0	70.0	70.0	70.0	70.0	<0.04	0.159	1.047	<0.04	0.489		
69885	WIPT	0:4:0	4:0:0	4	94d	11a	YT	73.8	73.8	73.8	73.8	73.8	<0.03	0.097	<0.04	<0.03	0.066		
Western Arctic - Geese & Swans																			
69024	BLBR	0:5:0	2:3:0	5	94b	11b	NT	62.1	62.1	62.1	62.1	62.1	<0.05	0.781	<0.05	<0.05	<0.15	<0.34	
44791	CAGO	0:10:0	4:6:0	10	90b	11h	NT			68.0	69.0	68.0			0.205	<0.08	<0.23		
62335	CAGO	3:7:0	8:2:0	10	93u	11d	NT	73.8	73.8	73.8	73.8	73.8	<0.05	0.105	<0.03	<0.03	<0.07	4.55	0.35
65616	CAGO	0:4:0	0:4:0	4	94b	11a	YT	66.8	66.8	66.8	66.8	66.8	<0.03	0.352	<0.04	<0.04	<0.10		
65799	CAGO	A	F	1	94b	11a	YT	70.5	70.5	70.5	70.5	70.5	<0.04	0.286	<0.05	0.156	<0.09		
43109	LSGO	0:4:0	2:2:0	4	89b	11b	NT						<0.10	0.200	0.300	<0.05	0.010		
43110	LSGO	6:0:0	2:3:1	6	89b	11b	NT						<0.10	0.500	0.300	<0.05	0.030		
66076	LSGO	0:10:0	5:5:0	10	94b	11b	NT	70.4	70.4	70.4	70.4	70.4	<0.04	0.713	<0.05	<0.04	<0.12	<0.32	
69027	WHSW	0:6:0	3:3:0	6	94b	11b	NT	67.4	67.4	67.4	67.4	67.4	<0.04	0.574	<0.05	<0.04	<0.10	<0.50	
Western Arctic - Dabbling Ducks																			
58724	AGWT	0:8:0	3:5:0	8	93b	11e	NT	53.2	53.2	53.2	53.2	53.2	<0.09	1.156	0.346	0.042	<0.07	0.71	0.28
69171	AGWT	0:5:0	1:4:0	5	94b	11a	YT	72.9	72.9	72.9	72.9	72.9	<0.04	0.528	<0.05	0.035	<0.11		
58706	AMWI	0:5:0	2:3:0	5	93b	11e	NT	69.3	69.3	69.3	69.3	69.3	<0.06	0.537	<0.03	<0.03	<0.05	<0.46	
65599	AMWI	0:5:0	3:2:0	5	94b	11a	YT	75.7	75.7	75.7	75.7	75.7	<0.03	0.586	<0.04	<0.03	<0.06	0.75	0.26
39916	MALL	9:1:0	6:4:0	10	88d	11e	NT						<0.10	<0.10	0.210	0.120	0.020		
58691	MALL	0:10:0	0:10:0	10	93b	11e	NT	73.4	73.4	73.4	73.4	73.4	<0.05	0.524	<0.03	0.024	<0.05	1.86	0.31
65611	MALL	0:5:0	3:2:0	5	94b	11a	YT	68.1	68.1	68.1	68.1	68.1	<0.04	0.466	<0.04	0.048	<0.10	1.43	0.29
45942	NOPI	0:5:0	0:5:0	5	90b	11a	YT			73.0	71.0	73.0			0.135	<0.08	<0.20		
58699	NOPI	0:7:0	2:5:0	7	93b	11e	NT	70.4	70.4	70.4	70.4	70.4	<0.06	0.394	<0.03	0.030	<0.07	1.41	0.29
65605	NOPI	0:5:0	1:4:0	5	94b	11a	YT	68.3	68.3	68.3	68.3	68.3	<0.03	0.577	<0.04	<0.03	<0.06	<0.50	
Western Arctic - Bay Ducks																			
58700	CANV	A	M	1	93b	11e	NT	71.4	71.4	71.4	71.4	71.4	<0.06	0.440	<0.03	0.023	<0.09		
45882	LESC	0:8:0	0:8:0	8	90b	11a	YT			68.0	67.0	68.0			0.134	<0.08	<0.29		
58730	LESC	0:5:0	1:4:0	5	93b	11e	NT	74.4	74.4	74.4	74.4	74.4	<0.05	0.453	<0.03	0.056	0.054	1.51	0.30
65793	LESC	A	F	1	94b	11a	YT	71.6	71.6	71.6	71.6	71.6	<0.03	0.929	<0.04	0.085	<0.09		
58731	RNDU	0:3:0	1:2:0	3	93b	11e	NT	70.5	70.5	70.5	70.5	70.5	<0.06	0.431	<0.03	0.027	<0.06		

Table 14: continued

USOX #	Species	Age I:A:U	Sex F:M:U	N	Year	Mapref	Prov	%H2O As	%H2O Se	%H2O Pb	%H2O Hg	%H2O Cd	mg/kg wet weight As	mg/kg wet weight Se	mg/kg wet weight Pb	mg/kg wet weight Hg	mg/kg wet weight Cd	137Cs (Bq/kg)	Error (Bq/kg)
Western Arctic - Sea Ducks																			
65792	BAGO	A	M	1	94b	11a	YT	70.6	70.6	70.6	70.6	70.6	<0.03	2.273	5.439	0.218	0.076		
58712	BUFF	0:5:0	2:3:0	5	93b	11e	NT	66.3	66.3	66.3	66.3	66.3	<0.07	0.593	1.008	0.317	0.054	0.29	0.53
69709	COGO	0:2:0	0:2:0	2	94b	11a	YT	71.8	71.8	71.8	71.8	71.8	<0.03	1.170	<0.04	0.369	<0.06		
43111	KIEI	0:3:0	3:0:0	3	89b	11c	NT						0.200	1.100	1.000	0.150	0.280		
43278	KIEI	0:8:0	0:8:0	8	89b	11c	NT						<0.10	1.900	0.300	0.150	0.510		
61645	OLDS	0:10:0	1:9:0	10	93b	11b	NT	71.6	71.6	71.6	71.6	71.6	<0.06	3.235	<0.03	0.145	0.114	<0.40	
59742	OLDS	0:10:0	5:5:0	10	93b	11g	NT	57.8	57.8	57.8	57.8	57.8	0.127	2.427	<0.04	0.152	0.338	<0.48	
62171	OLDS	0:10:0	2:8:0	10	93c	11c	NT	63.0	63.0	63.0	63.0	63.0	0.426	3.212	<0.02	0.215	0.111	0.43	0.15
63701	OLDS	A	M	1	93d	11d	NT	70.0	70.0	70.0	70.0	70.0	0.057	5.787	2.124	0.063	0.333		
66065	OLDS	0:9:0	5:4:0	9	94b	11b	NT	68.3	68.3	68.3	68.3	68.3	<0.03	3.233	<0.05	0.114	0.098	<0.50	
45888	SUSC	0:5:0	1:4:0	5	90b	11a	YT			71.0	72.0	71.0			<0.07	0.146	<0.21		
63697	SUSC	1:7:0	3:5:0	8	93c	11d	NT	63.9	63.9	63.9	63.9	63.9	<0.07	2.173	0.119	0.227	0.083	2.31	0.35
69183	SUSC	0:5:0	1:4:0	5	94b	11a	YT	72.5	72.5	72.5	72.5	72.5	<0.04	3.300	<0.06	0.113	<0.14	<0.36	
46019	WWSC	0:7:0	1:6:0	7	90b	11a	YT			70.0	69.0	70.0			<0.08	0.109	<0.22		
63698	WWSC	0:2:0	2:0:0	2	93c	11d	NT	74.3	74.3	74.3	74.3	74.3	<0.05	0.118	<0.03	0.170	<0.05		
69237	WWSC	0:5:0	1:4:0	5	94b	11a	YT	72.4	72.4	72.4	72.4	72.4	<0.04	2.145	<0.05	0.077	0.110	<0.48	
68856	WWSC	0:5:0	5:0:0	5	94d	11a	YT	75.2	75.2	75.2	75.2	75.2	<0.03	0.280	<0.04	0.045	<0.10	<0.48	
Western Arctic - Loons																			
70302	COLO	I	M	1	94c	11f	NT	65.7	65.7	65.7	65.7	65.7	<0.03	0.254	<0.04	0.460	<0.07		
59744	PALO	A	M	1	93b	11g	NT	75.4	75.4	75.4	75.4	75.4	<0.05	0.804	<0.02	0.258	0.399		
70301	RTLO	A	F	1	94b	11f	NT	72.9	72.9	72.9	72.9	72.9	<0.04	1.512	<0.04	1.206	0.065		
70613	RTLO	A	M	1	94c	11f	NT	67.7	67.7	67.7	67.7	67.7	<0.05	0.539	<0.05	1.932	<0.09		
59743	YBLO	A	F	1	93b	11g	NT	72.1	72.1	72.1	72.1	72.1	0.232	0.441	0.033	0.647	0.438		

Table 15: Metals in pectoral muscle of seabirds and other species - 1987-95

USOX	Species	Age I:A:U	Sex F:M:U	N	yr	Mapref	Prov	%H2O As	%H2O Se	%H2O Pb	%H2O Hg	%H2O Cd	mg/kg wet weight As	mg/kg wet weight Se	mg/kg wet weight Pb	mg/kg wet weight Hg	mg/kg wet weight Cd	137Cs (Bq/kg)	Error (Bq/kg)
Newfoundland - Alcids																			
57507	ATPU	0:2:0	1:1:0	2	92d	1j	NF	70.7	70.7	72.0	72.0	72.0	0.572	1.244	<0.04	0.095	<0.09		
57860	ATPU	3:6:0	6:3:0	9	92d	1k	NF	67.9	67.9	70.0	70.0	70.0	0.331	2.164	<0.04	0.108	0.231	0.41	0.15
57819	BLGU	A	M	1	92d	1e	NF	78.1	78.1	72.0	72.0	72.0	0.353	0.498	0.048	0.193	<0.07		
47986	COMU	A	F	1	90a	1h	NF			69.0	70.0	69.0			<0.09	<0.06	<0.27		
58100	COMU	1:4:0	0:5:0	5	93a	1j	NF	76.2	76.2	71.0	63.0	71.0	0.328	1.218	<0.04	0.307	0.203	<0.32	
57260	DOVE	0:2:1	1:2:0	3	92d	1j	NF	71.5	71.5	73.0	73.0	73.0	0.307	0.756	17.010	0.078	0.162		
57872	DOVE	0:3:6	1:8:0	9	92d	1j	NF	76.7	76.7	71.0	71.0	71.0	0.180	0.725	<0.05	0.107	0.136		
58108	TBMU	0:7:0	3:4:0	7	93a	1f	NF	74.6	74.6	75.0	71.0	75.0	0.652	0.937	<0.04	0.455	0.078	<0.26	
47985	TBMU	0:3:0	3:0:0	3	90a	1h	NF			71.0	70.0	71.0			<0.08	<0.08	<0.23		
Newfoundland - Gulls																			
57836	BLKI	1:7:0	7:1:0	8	92d	1k	NF	74.5	74.5	68.0	68.0	68.0	0.688	2.365	<0.03	0.128	0.234		
Labrador - Gulls																			
57080	BLKI	0:8:0	2:6:0	8	92d	2d	LB	68.4	68.4	69.0	68.0	69.0	0.469	1.158	<0.02	0.083	0.242	0.45	0.12
Eastern Arctic - Alcids																			
50165	BLGU	0:5:0	0:5:0	5	91c	10j	PQ	72.1	72.1	75.0	75.0	75.0	0.581	0.913	0.078	0.288	0.268		
50179	BLGU	0:5:0	4:1:0	5	91c	10o	PQ	71.7	71.7	67.0	67.0	67.0	0.411	1.022	0.096	0.320	0.360		
49500	TBMU	0:5:0	3:2:0	5	91c	10i	PQ	71.8	71.8	73.0	73.0	73.0	1.218	0.998	0.070	0.294	0.405		
51778	TBMU	0:4:0	1:3:0	4	91c	10i	PQ	70.5	70.5	65.5	65.5	65.5	0.896	0.975	0.059	0.447	0.554		
Eastern Arctic - Gulls																			
51571	GLGU	2:1:0	3:0:0	3	91d	10j	PQ	71.6	71.6	70.0	70.0	70.0	0.064	0.322	<0.05	0.207	<0.11		
55768	GLGU	0:2:0	0:2:0	2	92c	10l	PQ	71.8	71.8	69.0	67.0	69.0	0.214	0.532	<0.02	0.512	0.056		
50528	HERG	0:3:0	2:1:0	3	91c	10l	PQ	73.9	73.9	72.0	72.0	72.0	1.521	0.935	<0.06	0.496	<0.10		
51574	HERG	1:1:0	2:0:0	2	91d	10j	PQ	70.9	70.9	57.0	57.0	57.0	0.056	0.451	0.241	0.310	<0.15		
55496	HERG	0:3:0	1:2:0	3	92b	10i	PQ	70.1	70.1	71.0	70.0	71.0	0.148	1.073	<0.02	0.288	0.119		
Pacific - Other Species																			
68681	AMCO	A	F	1	94d	9g	BC	73.8	73.8	73.8	73.8	73.8	<0.04	0.380	<0.04	<0.03	<0.10		

Table 16: Metals in waterfowl and seabird eggs - 1987-95

USOX #	Species		N	yr	Map Ref	Prov	%H2O As	%H2O Se	%H2O Pb	%H2O Hg	%H2O Cd	mg/kg wet weight As	mg/kg wet weight Se	mg/kg wet weight Pb	mg/kg wet weight Hg	mg/kg wet weight Cd
Eastern Arctic - Geese & Swans																
50102	CAGO		1	91c	10o	PQ	66.0	66.0	65.1	65.1	65.1	0.167	0.699	<0.01	0.115	<0.10
57352	CAGO	d	4	92b	10o	PQ	70.5	70.5	69.0	69.0	69.0	0.006	0.215	<0.04	<0.06	<0.08
55773	CAGO		4	92b	10p	LB	68.7	68.7	71.0	71.0	71.0	0.007	0.269	<0.02	<0.06	<0.04
Eastern Arctic - Sea Ducks																
60962	COEI		3	93b	10g	NT	66.6	66.6	66.6	66.6	66.6	0.040	0.331	<0.01	0.180	<0.10
60963	COEI		3	93b	10g	NT	66.8	66.8	66.8	66.8	66.8	<0.03	0.412	<0.01	0.203	<0.13
60964	COEI		3	93b	10g	NT	66.2	66.2	66.2	66.2	66.2	<0.03	0.301	<0.01	0.206	<0.14
60965	COEI		3	93b	10g	NT	65.6	65.6	65.6	65.6	65.6	<0.03	0.361	<0.01	0.286	<0.10
60966	COEI		3	93b	10g	NT	66.4	66.4	66.4	66.4	66.4	<0.03	0.393	<0.01	0.208	<0.10
68240	COEI		3	94b	10k	NT	64.4	64.4	64.4	64.4	64.4	<0.04	0.591	<0.01	0.153	<0.14
68241	COEI		3	94b	10k	NT	65.2	65.2	65.2	65.2	65.2	<0.03	0.630	<0.01	0.174	<0.10
68242	COEI		3	94b	10k	NT	64.9	64.9	64.9	64.9	64.9	0.084	0.467	<0.01	0.119	<0.11
68243	COEI		3	94b	10k	NT	65.6	65.6	65.6	65.6	65.6	<0.03	0.533	<0.01	0.151	<0.10
50107	COEI	d	4	91c	10o	PQ	67.7	67.7	66.9	66.9	66.9	0.275	0.792	<0.01	0.195	<0.10
57353	COEI		1	92b	10o	PQ	66.0	66.0	66.0	66.0	66.0	0.267	0.976	<0.03	0.194	<0.07
55778	COEI	d	4	92c	10p	LB	63.7	63.7	65.0	65.0	65.0	0.160	1.006	<0.02	0.116	<0.05
59930	KIEI		3	93b	10c	NT	70.6	70.6	70.6	70.6	70.6	<0.03	0.338	<0.01	0.226	<0.12
59934	KIEI		3	93b	10c	NT	69.2	69.2	69.2	69.2	69.2	<0.03	0.360	<0.01	0.231	<0.12
59938	KIEI		3	93b	10c	NT	69.2	69.2	69.2	69.2	69.2	<0.03	0.283	<0.01	0.160	<0.12
59942	KIEI		3	93b	10c	NT	69.0	69.0	69.0	69.0	69.0	<0.03	0.295	<0.01	0.180	<0.12
59946	KIEI		3	93b	10c	NT	70.7	70.7	70.7	70.7	70.7	<0.03	0.316	<0.01	0.214	<0.12
Eastern Arctic - Alcids																
50096	BLGU	d	5	91c	10o	PQ	74.4	74.4	73.7	73.7	73.7	0.067	0.657	<0.01	0.500	<0.11
61291	BLGU		1	93c	10p	LB	74.9	74.9	74.9	74.9	74.9	<0.03	0.422	<0.01	0.223	<0.10
61292	BLGU		1	93c	10p	LB	78.3	78.3	78.3	78.3	78.3	<0.02	0.475	<0.01	0.280	<0.09
49494	TBMU		5	91c	10i	NT	74.5	74.5	69.0	69.0	69.0	0.156	0.806	<0.03	0.233	<0.11
Eastern Arctic - Gulls																
50113	HERG		5	91b	10o	PQ	76.5	76.5	76.0	76.0	76.0	0.099	0.516	<0.04	0.218	<0.08

Table 16: continued

USOX #	Species	N	yr	Map Ref	Prov	%H2O As	%H2O Se	%H2O Pb	%H2O Hg	%H2O Cd	mg/kg wet weight As	mg/kg wet weight Se	mg/kg wet weight Pb	mg/kg wet weight Hg	mg/kg wet weight Cd
Western Arctic - Bay Ducks															
55921	GRSC	9	92b	11e	NT	61.1			62.0	62.0	0.074			0.057	<0.10
Western Arctic - Sea Ducks															
62754	COEI	3	93c	11g	NT	65.9	65.0	65.0	63.0	65.0	<0.03	0.543	<0.05	0.189	<0.09
62755	COEI	3	93c	11g	NT	65.2	68.0	68.0	64.0	68.0	<0.03	0.522	<0.04	0.176	<0.08
62756	COEI	3	93c	11g	NT	66.3	68.0	68.0	66.0	68.0	<0.04	0.688	<0.06	0.228	<0.12
62757	COEI	3	93c	11g	NT	66.8	64.0	64.0	67.0	64.0	0.090	0.652	<0.06	0.149	<0.12
62758	COEI	3	93c	11g	NT	66.5	66.0	66.0	66.0	66.0	0.151	0.853	<0.06	0.153	<0.12
Western Arctic - Mergansers															
55910	RBME d	2	92b	11e	NT	65.3			64.0	64.0	0.040			0.299	<0.17
Western Arctic - Gulls															
55932	HERG	10	92b	11e	NT	75.5			76.0	76.0	0.007			0.166	<0.08
Pacific - Dabbling Ducks															
65329	MALL	5	94b	9c	YT	67.6	67.6	67.6	67.6	67.6	<0.03	0.467	<0.01	0.068	<0.10
Pacific - Gulls															
65504	HERG	5	94b	9b	YT	74.9	74.9	74.9	74.9	74.9	<0.03	0.806	<0.01	0.191	<0.10
65323	MEGU	5	94b	9c	YT	75.3	75.3	75.3	75.3	75.3	<0.02	0.585	0.010	0.052	<0.10

Table 17: Metals in waterfowl liver - 1988-94

(values in mg/kg wet weight)

USOX #	BM USOX	Species		Age I:A:U	Sex F:M:U	N	Year	Mapref	Prov	%H2O	Se	Hg
Prairies - Dabbling Ducks												
79264		AGWT	a	A	F	2	94b	8b	YT	71.0	8.0	0.120
79263		AGWT		A	M	3	94b	8b	YT	72.0	6.8	0.390
63202		NOPI		I	M	1	93d	8w	MB	72.0	0.5	0.170
79277		NOPI		A	F	4	93d	8w	MB	71.0	1.3	0.230
79276		NOPI		A	M	5	93d	8w	MB	71.0	0.8	0.200
65495	65495	NOPI	i	A	F	1	94b	8b	YT	71.0	0.9	0.016
Prairies - Sea Ducks												
79289	69601	BUFF	i	A	F	2	94b	8b	YT	69.0	2.9	0.420
65498		BUFF		A	F	1	94b	8b	YT	71.0	1.6	0.490
79290		BUFF		A	M	2	94b	8b	YT	69.0	2.7	1.100
64905		COGO		I	M	1	94b	8b	YT	69.0	1.1	0.340
79331		COGO		A	M	4	94b	8b	YT	70.0	2.7	0.640
69565	69565	SUSC	i	I	F	1	94d	8a	YT	72.0	2.2	0.180
69564	69564	WWSC	i	I	F	1	94d	8a	YT	70.0	4.5	0.160
Pacific - Dabbling Ducks												
79257	65306	AGWT	i	A	M	2	94b	9b	YT	70.0	2.6	0.100
66008	66008	AGWT	i	A	M	1	93b	9b	YT	73.0	1.1	0.076
79261		AGWT		A	F	2	92b	9b	YT	75.0	1.8	0.250
79262		AGWT		A	M	5	92b	9b	YT	74.0	2.1	0.120
79265	69878	AGWT	i	A	F	2	92b	9b	YT	71.0	5.6	1.900
41846		NOPI		I	F	1	88b	9b	YT	74.0	1.5	0.044
41856		NOPI		A	F	1	88b	9b	YT	72.0	0.8	0.024
79270		NOPI	a	A	M	5	88b	9b	YT	73.5	1.5	0.092
79271		NOPI		A	M	5	88b	9b	YT	73.0	0.9	0.059
65544		NOPI		A	F	1	94b	9a	YT	71.0	2.3	0.460
65545		NOPI		A	M	1	94b	9a	YT	68.0	1.6	0.092
Pacific - Sea Ducks												
79321		BAGO		A	M	2	90b	9b	YT	72.0	4.2	0.800
79322		BAGO		A	F	2	94b	9c	YT	71.0	7.3	0.540
79323		BAGO		A	M	2	94b	9c	YT	69.0	5.8	0.680
66024		BAGO		A	F	1	94b	9b	YT	72.0	3.0	0.120
79325		BAGO		A	M	2	94b	9b	YT	72.0	6.8	0.520
79286		BUFF		A	F	2	94b	9c	YT	69.0	4.0	1.400
65307		BUFF		A	M	1	94b	9c	YT	70.0	3.4	0.600
79287		BUFF		A	F	2	94b	9c	YT	70.0	2.9	0.540
68527		BUFF		A	M	1	94b	9c	YT	70.0	2.1	0.350
41744		COGO	a	I	F	1	89d	9b	YT	68.0	2.2	0.245
65316	65316	COGO	i	A	F	1	94b	9c	YT	72.0	2.2	1.000
69561		OLDS		A	F	1	94d	9c	YT	66.0	4.0	2.300

Table 17: continued

(values in mg/kg wet weight)

USOX #	BM USOX	Species		Age I:A:U	Sex F:M:U	N	Year	Mapref	Prov	%H2O	Se	Hg
Pacific - Sea Ducks - continued												
69562		OLDS		I	M	1	94d	9c	YT	68.0	3.2	1.200
69563		OLDS		A	M	1	94d	9c	YT	67.0	3.1	1.600
79260		SUSC		A	M	3	90b	9b	YT	72.0	10.0	1.200
45895		SUSC		A	F	1	90b	9b	YT	69.0	8.9	0.530
79278		WWSC		A	M	5	90b	9b	YT	70.0	8.4	0.290
46014		WWSC		I	M	1	90b	9b	YT	71.0	6.7	0.240
Eastern Arctic - Sea Ducks												
79292	40634	COEI	ai	A	F	2	88d	10k	NT	71.0	5.2	0.700
79293	40870	COEI	i	A	M	5	88d	10k	NT	68.0	6.9	0.270
79294	40871	COEI	i	I	U	5	88d	10k	NT	71.0	3.4	0.420
79295	43279	COEI	i	I	U	5	90a	10h	NT	69.0	5.1	0.400
79296	43280	COEI	i	A	F	3	90a	10h	NT	72.0	7.0	0.270
79297		COEI		A	F	5	91c	10o	PQ	68.0	8.8	0.880
50170		COEI	a	A	M	1	91c	10o	PQ	70.5	14.5	0.820
79299	51783	COEI	i	A	F	3	91d	10j	PQ	71.0	5.0	0.070
51788		COEI	a	A	F	1	91c	10i	PQ	69.5	4.0	0.620
79300		COEI		A	M	2	91c	10i	PQ	71.0	6.8	0.710
79302		COEI		A	F	3	93b	10a	NT	69.0	6.1	0.430
79303		COEI		A	M	7	93b	10a	NT	70.0	10.0	0.700
79304		COEI		A	F	2	93b	10g	NT	69.0	8.7	0.320
79305		COEI		A	M	4	93b	10g	NT	71.0	10.0	0.800
79306		COEI		A	M	4	93b	10g	NT	68.0	12.0	0.670
64515		COEI		A	F	1	93d	10p	LB	71.0	11.0	0.240
79308		COEI		I	U	6	93d	10p	LB	73.0	2.9	0.140
79309		COEI		A	F	6	93b	10f	NT	69.0	11.0	1.800
79310		COEI		A	M	4	93b	10f	NT	69.0	20.0	1.800
79311		COEI		A	F	6	93b	10e	NT	69.0	8.4	0.670
79312		COEI		A	M	4	93b	10e	NT	69.0	23.0	2.100
51784	51784	KIEI	ai	A	M	1	91c	10j	PQ	71.0	4.3	0.645
51780	51780	KIEI	i	I	M	1	91d	10j	PQ	70.0	3.1	0.430
51785	51785	KIEI	i	A	F	1	91d	10j	PQ	72.0	2.6	0.440
79320		KIEI		A	F	3	93c	10c	NT	69.0	5.9	0.880
79319		KIEI		A	M	7	93c	10c	NT	70.0	7.0	0.760
79332		OLDS		A	F	3	91c	10o	PQ	71.0	2.2	0.490
79333		OLDS		A	M	2	91c	10o	PQ	67.0	4.3	0.910
51521	51521	OLDS	i	A	F	1	91d	10j	PQ	70.0	2.2	0.460
79334		OLDS		I	U	4	91d	10j	PQ	70.0	1.5	0.280
79336	56232	OLDS	ai	A	M	3	92d	10i	PQ	68.0	9.8	0.170
79340		OLDS		A	F	4	93b	10d	NT	69.0	4.5	0.460
79339		OLDS		A	M	5	93b	10d	NT	67.0	4.9	0.410
79341		OLDS		A	F	7	93b	10g	NT	65.0	2.9	0.560
79342		OLDS		A	M	3	93b	10g	NT	68.0	3.5	0.320
79349		OLDS		A	F	5	93d	10k	NT	69.0	3.3	0.260

Table 17: continued

(values in mg/kg wet weight)

USOX #	BM USOX	Species		Age I:A:U	Sex F:M:U	N	Year	Mapref	Prov	%H2O	Se	Hg
Eastern Arctic - Sea Ducks - continued												
79350		OLDS		A	M	5	93d	10k	NT	70.0	4.3	0.400
79351		OLDS		A	F	2	93c	10c	NT	69.0	1.9	0.560
79352		OLDS		A	M	4	93c	10c	NT	70.0	3.2	0.560
79353		OLDS		A	M	4	93c	10c	NT	70.0	2.5	0.920
79354		OLDS		A	F	3	93b	10e	NT	69.0	2.1	0.300
79355		OLDS		A	M	7	93b	10e	NT	70.0	3.5	1.100
Western Arctic - Dabbling Ducks												
79255		AGWT		A	F	3	93b	11e	NT	68.0	2.2	0.052
79256		AGWT		A	M	5	93b	11e	NT	69.0	1.5	0.055
65789		AGWT		A	F	1	94b	11a	YT	72.0	1.1	0.210
79259		AGWT		A	M	4	94b	11a	YT	72.0	1.3	0.140
79272	45942	NOPI	i	A	M	5	90b	11a	YT	72.0	1.4	0.094
79273		NOPI		A	F	2	93b	11e	NT	69.0	0.8	0.029
79274		NOPI		A	M	5	93b	11e	NT	70.0	1.8	0.088
65601		NOPI		A	F	1	94b	11a	YT	74.0	1.0	0.066
79280		NOPI		A	M	4	94b	11a	YT	70.0	1.7	0.180
Western Arctic - Sea Ducks												
65792	65792	BAGO	i	A	M	1	94b	11a	YT	67.0	9.7	1.300
79284		BUFF		A	F	2	93b	11e	NT	68.0	3.0	0.740
79283		BUFF		A	M	3	93b	11e	NT	68.0	3.0	1.300
79329	69709	COGO	i	A	M	2	94b	11a	YT	71.0	3.9	1.300
79313	43111	KIEI	i	A	F	3	89b	11c	NT	67.0	13.0	0.700
79314		KIEI		A	M	4	89b	11c	NT	65.0	17.0	1.200
79315		KIEI		A	M	4	89b	11c	NT	67.0	20.0	1.300
79337		OLDS		A	F	5	93b	11g	NT	69.0	6.0	0.430
79338		OLDS		A	M	5	93b	11g	NT	68.0	9.9	0.780
79343		OLDS	a	A	M	5	93b	11b	NT	68.0	9.8	1.050
79344		OLDS		A	M	5	93b	11b	NT	67.0	11.0	1.100
79345		OLDS		A	F	2	93c	11c	NT	67.0	11.0	0.440
79346		OLDS		A	M	4	93c	11c	NT	67.0	7.6	1.000
79347		OLDS		A	M	4	93c	11c	NT	64.0	3.4	0.470
63701	63701	OLDS	i	A	M	1	93d	11d	NT	70.0	23.0	0.250
79356		OLDS		A	F	5	94b	11b	NT	71.0	7.4	0.710
79357		OLDS		A	M	4	94b	11b	NT	71.0	9.0	0.680
45883		SUSC		A	F	1	90b	11a	YT	74.0	8.2	0.230
79258		SUSC		A	M	4	90b	11a	YT	72.0	12.0	0.410
79266		SUSC		A	M	4	93d	11d	NT	69.0	17.0	1.600
79268		SUSC		A	F	3	93d	11d	NT	69.0	3.7	3.800
63696		SUSC		I	M	1	93d	11d	NT	70.0	1.2	0.410
79275		SUSC		A	M	4	94b	11a	YT	69.0	12.0	1.100

Table 17: continued

(values in mg/kg wet weight)

USOX #	BM USOX	Species	Age I:A:U	Sex F:M:U	N	Year	Mapref	Prov	%H2O	Se	Hg
Western Arctic - Sea Ducks - continued											
65784		SUSC	A	F	1	94b	11a	YT	70.0	13.0	0.300
79279		WWSC	A	M	6	90b	11a	YT	69.0	19.0	0.440
45122		WWSC	A	F	1	90b	11a	YT	70.0	20.0	0.280
79269	63698	WWSC i	A	F	2	93c	11d	NT	71.0	1.2	0.270
79281	68856	WWSC i	A	F	5	94d	11a	YT	70.0	1.3	0.100
79282		WWSC	A	M	4	94b	11a	YT	70.0	11.0	0.190
65797		WWSC	A	F	1	94b	11a	YT	73.0	2.4	0.170

Table 18: Organochlorine levels in birds from other studies (all values in mg/kg wet weight)

all values in mg/kg wet weight

Species	Location	Year	Tissue	HCB	HCH's	CHL's	DDE	S DDT	Reference
RUGR	Akwesasne, NY	1987-88	bm	nd	nd	nd	nd	nd	1
ATBR	L. Ontario	1979	bm				nd		2
CAGO	Akwesasne, NY	1987-88	bm	nd	nd	nd	nd	nd	1
	Hudson R., NY	1977-79					nd		2
	Long Island, NY	1982					nd - 0.01		3
ABDU	Akwesasne, NY	1987-89	bm	nd	nd	nd	nd - 0.02	nd - 0.02	1
	Hudson R., NY	1979					nd - 0.02		2
		1981					nd - 0.01		3
	Long Island, NY	1979-80					nd - 0.02		2
BWTE	Hudson R., NY	1979	bm				nd		2
GADW	Akwesasne, NY	1987	bm	nd	nd	nd	nd	nd	1
	Hudson R., NY	1979					nd		2
GWTE	Hudson R., NY	1979	bm				nd		2
		1981					nd		3
MALL	Akwesasne, NY	1987-89	bm	nd - 0.01	nd	nd	nd - 0.02	nd - 0.02	1
	Hudson R., NY	1979					nd - 0.16		2
		1981					nd - 0.01		3
	Long Island, NY	1981					0.15		
	Michigan	1988-90		nd	nd	nd	nd - 0.01	nd - 0.01	4
	Monroe Cty, MI	1988-90			nd - 0.0045		nd - 0.015	nd - 0.015	4
NOPI	Rankin Inlet, NWT	1993-94	wb				0.09 - 0.91		5
NOSH	Hudson R., NY	1981	bm				nd		3
WODU	Akwesasne, NY	1987	bm	nd	nd	nd	nd	nd	1
	Hudson R., NY	1981					nd - 0.01		3
CANV	Hudson R., NY	1981	bm				nd - 0.22		3

Table 18: Continued

all values in mg/kg wet weight

Species	Location	Year	Tissue	HCB	HCH's	CHL's	DDE	S_DDT	Reference
LESC	Detroit R.	1981	carcass	0.33	0.034	0.4262	0.8	0.918	6
	Michigan	1988-90	bm						4
GRSC	Detroit R.	1981	carcass	0.37	0.0266	0.4007	1.3	1.48	6
	Michigan	1988-90	bm						4
	Niagara, NY	1979					0.05 - 0.07		2
	Atlantic Ocean	1979-80					0.01		2
Scaup spp	Akwesasne, NY	1987	bm	nd	nd	nd	nd - 0.02	nd - 0.02	1
BUFF	Niagara, NY	1979	bm				0.01 - 0.13		2
	Hudson R., NY	1979					nd		2
COGO	Detroit R.	1981	carcass	1.7	0.0118	0.094	0.48	0.6	6
OLDS	Rankin Inlet	1993-94	wb				0.61 - 3.75		5
SUSC	Hudson R., NY	1979	bm				nd		2
WWSC	Hudson R., NY	1979	bm				0.09 - 0.14		2
COME	Akwesasne, NY	1987-88	bm	nd - 0.04	nd	nd - 0.07	0.05 - 0.86	0.05 - 0.86	1
	Niagara, NY	1979					nd - 1.5		2
	Hudson R., NY	1981					nd		3
HOME	Hudson R., NY	1981	bm				nd		3
RBME	Niagara, NY	1979	bm				nd		2
COLO	Michigan	1990	egg		nd	nd	2	2.25	4
	N. Michigan	1990			nd	nd	0.2	0.2	
	Isle Royale, MI	1990			nd	2.7	1	1	
	N. michigan	1991			nd	nd	1	nd	

Table 18: Continued

all values in mg/kg wet weight

Species	Location	Year	Tissue	Dieldrin	Mirex	S_PCB	Toxaphene	Reference
RUGR	Akwesasne, NY	1987-88	bm	nd	nd	nd		1
ATBR	L. Ontario	1979	bm		nd	0.01		2
CAGO	Akwesasne, NY	1987-88	bm	nd	nd	nd - 0.3		1
	Hudson R., NY	1977-79			nd	0.40 - 0.50		2
	Long Island, NY	1982			nd	0.05 - 0.33		3
ABDU	Akwesasne, NY	1987-89	bm	nd	nd	nd		1
	Hudson R., NY	1979			nd - 0.01	0.06 - 0.27		2
		1981			nd - 0.03	0.08 - 0.69		3
	Long Island, NY	1979-80			nd	0.20 - 0.34		2
BWTE	Hudson R., NY	1979	bm		nd	0.32 - 1.2		2
GADW	Akwesasne, NY	1987	bm	nd	nd	nd - 0.27		1
	Hudson R., NY	1979			nd	0.2		2
GWTE	Hudson R., NY	1979	bm		nd	0.22 - 0.29		2
		1981			nd	0.27		3
MALL	Akwesasne, NY	1987-89	bm	nd	nd	nd - 5.79		1
	Hudson R., NY	1979			nd	0.05 - 0.79		2
		1981			nd - 0.02	0.07 - 0.44		3
	Long Island, NY	1981			nd	0.22		3
	Michigan	1988-90		nd - 0.2	nd	nd	nd	4
	Monroe Cty, MI	1988-90		nd - 0.001		0.005-0.195		4
NOPI	Rankin Inlet, NWT	1993-94	wb	0.03 - 0.26		0.0 - 5.40		5
NOSH	Hudson R., NY	1981	bm		nd	0.3		3
WODU	Akwesasne, NY	1987	bm	nd	nd	nd		1
	Hudson R., NY	1981			nd	0.08 - 0.12		3
CANV	Hudson R., NY	1981	bm		nd	nd - 0.39		3

Table 18: Continued

all values in mg/kg wet weight

Species	Location	Year	Tissue	Dieldrin	Mirex	S_PCB	Toxaphene	Reference
LESC	Detroit R.	1981	carcass			10		6
	Michigan	1988-90	bm			nd - 0..029		4
GRSC	Detroit R.	1981	carcass			11		6
	Michigan	1988-90	bm			0.07		4
	Niagara, NY	1979			nd - 0.09	1.3 - 2.1		2
	Atlantic Ocean	1979-80			nd	0.22		2
Scaup spp	Akwesasne, NY	1987	bm	nd	nd	nd		1
BUFF	Niagara, NY	1979	bm		nd	0.12 - 0.58		2
	Hudson R., NY	1979			nd	0.05		2
COGO	Detroit R.	1981	carcass			7.6		6
OLDS	Rankin Inlet	1993-94	wb	0.02 - 4.02		2.88 - 18.88		5
SUSC	Hudson R., NY	1979	bm		nd	0.71		2
WWSC	Hudson R., NY	1979	bm		nd - 0.04	0.22 - 0.94		2
COME	Akwesasne, NY	1987-88	bm	nd - 0.08	nd - 0.12	0.60 - 8.5		1
	Niagara, NY	1979			nd - 1.8	0.93 - 20.0		2
	Hudson R., NY	1981			nd	6.3		3
HOME	Hudson R., NY	1981	bm		0.05	1.6		3
RBME	Niagara, NY	1979	bm		nd - 0.01	0.71 - 0.74		2
COLO	Michigan	1990	egg	0.3		5		4
	N. Michigan	1990		0.1		2		
	Isle Royale, MI	1990		0.1		4		
	N. michigan	1991		nd		nd		

References: 1: Skinner, 1992; 2: Kim et al., 1984; 3: Kim et al., 1985; 4: Michigan DNR, 1993; 5: Johnstone et al., 1996; 6: Smith et al., 1985.

Table 19: Organochlorine levels associated with biological effects in birds

all levels in mg/kg [ppm]

Species	Sex	Age	Tissue	Basis	Contaminant Source	Tissue Levels	Effects	Reference
HCB								
Japanese Quail	female		muscle	ww	oral	6	Hyperactivity and increased porphyrin excretion	Fletcher, 1972
	male		muscle	ww		7	Hyperactivity and increased porphyrin excretion	
Chicken			muscle	ww	dietary	12	No effect on health and general condition	Avrahami and Steele, 1972
OXYCHLORDANE								
Sentinel Mallards	female	adult	breast muscle	ww	10 days 52 days 100 days	nd nd 0.05	Increased hepatic BROD, PROD & EROD activity correlated to PCB and oxychlordane levels	Custer et al., 1996
TOXAPHENE								
Black Duck		adult & juvenile	carcass	ww	dietary 10 ppm	8.6	Increased Ca concentration in vertebrae	Mehrle et al. 1979
					50 ppm	40	Impaired growth and bone development in ducklings	
		adult	carcass	ww	dietary 10 ppm	<0.5	No adverse reproductive effects	Haseltine et al., 1980
					50 ppm	<0.5	No adverse reproductive effects	
DIELDRIN								
Mallard		juvenile	muscle	ww	dietary 0.3 ppm	<1.0	None	Nebeker et al, 1992
					16.4 ppm	5	Significant growth reduction, some mortality	
					48.0 ppm	10	Significant growth reduction, some mortality	

Table 19: Continued

all levels in mg/kg [ppm]

Species	Sex	Age	Tissue	Basis	Contaminant Source	Tissue Levels	Effects	Reference
MIREX								
Mallards		adult	muscle	ww	dietary 1 ppm	0.57	No apparent effects	Hyde et al., 1973
					100 ppm	37	No apparent effects	
			liver		dietary 1 ppm	1.47	No apparent effects	
					100 ppm	308	No apparent effects	
			egg		dietary 1 ppm	2.39	No apparent effects	
					100 ppm	277	No apparent effects	
		duckling	wb		parental @ 100 ppm	386	Reduced duckling survival	
DDE/DDT								
Black Ducks		egg	egg	ww	dietary 10 ppm	46	Shell thinning, increased shell cracking, reduced duckling survival	Longcore et al., 1971
					30 ppm	144	Shell thinning, increased shell cracking, reduced duckling survival	
Loons		egg	egg	ww		5.8	Eggshell structural abnormalities and some thinning	Fox et al., 1980
AROCLOR 1254								
Mallards	male	adult	carcass	ww	dietary 25 ppm	64.2	No reproductive effects	Custer and Heinz, 1980
	female	adult	carcass			55.3	No reproductive effects	
		egg	egg			23.3	No hatchability effects	
		juvenile	carcass			29.5	No survivability effects	
Pheasant		juvenile	breast muscle	ww	oral 210 mg/d	140.0	Mortality	Dahlgren, 1972

Table 19: Continued

all levels in mg/kg [ppm]

Species	Sex	Age	Tissue	Basis	Contaminant Source	Tissue Levels	Effects	Reference
AROCLOR 1254 cont'd								
Chicken	male	juvenile	muscle	ww	dietary 500 ppm	120.0	100% mortality after 96 days with internal hemorrhaging, liver and heart lesions and nephrosis on autopsy	Platenow et al., 1973
			liver			340.0	"	
Ringed Turtledove		adult	muscle	ww	dietary 10 ppm	8.0	Decreased parental attentiveness leading to increased embryonic mortality	Peakall and Peakall, 1973
			egg			16.0	"	
AROCLOR 1242								
Mallards			egg	ww	dietary 150 ppm	105	Significant shell thinning but no effect on hatching or duckling survivability	Haseltine and Prouty, 1980
S_PCB								
Sentinel Mallards	female	adult	breast muscle	ww	10 days 52 days 100 days	0.39 2.02 3.94	Increased hepatic BROD, PROD & EROD activity correlated to PCB and oxychlordane levels	Custer et al., 1996

Table 20: Metal levels in birds from other studies (all values in mg/kg wet weight unless otherwise stated)

Species	Location	Year	Tissue	As	Se	Pb	Hg	Cd	Reference
RUGR	Akwesasne, NY	1987-89	liver				0.034 - 0.054	1.1 - 2.0	Skinner, 1992
ROPT (mg/kg dw)	Central Norway	1990-91	liver					6 - 23	Mykleburst et al., 1993
WIPT (mg/kg dw)	Central Norway	1990-91	liver					6 - 34	Mykleburst et al., 1993
CAGO	Akwesasne, NY	1987-89	muscle			nd	nd - 0.028		Skinner, 1992
AMWI	Quatsino Sound, B.C.	1981-82	liver	0.09					Vermeer and Thompson, 1992
ABDU	Akwesasne, NY	1987-89	muscle			nd	0.08		Skinner, 1992
GADW	Akwesasne, NY	1987-89	muscle			nd	nd - 0.025		Skinner, 1992
MALL	Akwesasne, NY	1987-89	muscle			nd - 0.74	nd - 0.116		Skinner, 1992
	Quatsino Sound, B.C.	1981-82	liver	0.14					Vermeer and Thompson, 1992
WODU	Akwesasne, NY	1987-89	muscle			nd - 0.43	nd - 0.049		Skinner, 1992
GRSC	Iona Is., BC	1976	liver			1.33	0.25		Vermeer and Peakall, 1979
	Roberts bank, BC	1976	liver			0.35	0.26		Vermeer and Peakall, 1979
(mg/kg dw)	Apalachee Bay, FL	1991	liver	2.23	7.79	0.47	2.02	5.29	Michot et al., 1998
LESC (mg/kg dw)	Great Lakes	?	liver		36.4		1.83	2.93	Michot et al., 1998
Redhead (mg/kg dw)	Apalachee Bay, FL	1991	liver	0.57	3.45	0.63	0.52	2.88	Michot et al., 1998
	LA/TX	1991	liver	0.59	3.19		0.06	0.91	Michot et al., 1998
Scaup spp	Akwesasne, NY	1987-89	muscle			nd - 1.38	0.055 - 0.062		Skinner, 1992
BAGO (mg/kg dw)	Misty Fjords, Alaska	1980-81	muscle			1.0 - 3.0		nd - 0.9	Franson et al., 1995
			liver			1.0 - 3.0		0.4 - 9.9	Franson et al., 1995
BUFF	Quatsino Sound B.C.	1981-82	liver	0.22					Vermeer and Thompson, 1992
(mg/kg dw)	Apalachee Bay, FL	1991	liver	1.84	5.41	2	0.59	1.17	Michot et al., 1998
SUSC	Iona Is., BC	1976	liver			0.24	2.12		Vermeer and Peakall, 1979
	Roberts bank, BC	1976	liver			0.14	0.93		Vermeer and Peakall, 1979

Table 20: Continued

Species	Location	Year	Tissue	As	Se	Pb	Hg	Cd	Reference
COME	Akwesasne, NY	1987-89	muscle			nd - 47	0.365 - 1.15		Skinner, 1992
(mg/kg dw)	Misty Fjords, Alaska	1980-81	muscle			nd - 1.5		nd	Franson et al., 1995
			liver			nd		4.7 - 7.6	Franson et al., 1995
COLO	Northwestern Ontario	1974-76	muscle				0.16 - 6.87		Barr, 1986
			liver				1.64 - 47.7		Barr, 1986
			egg				0.59 - 1.39		Barr, 1986
	Michigan, USA	1990	egg	<0.5		<0.5	<2.0	<0.1	Michigan DNR, 1993.
	Isle Royale, MI	1990		<0.5		<0.5	<2.0	<0.1	Michigan DNR, 1993.
	N. Michigan,USA	1990		<0.5		<0.5	<2.0	<0.1	Michigan DNR, 1993.
		1991		<0.5		<0.5	<2.0	<0.1	Michigan DNR, 1993.

Table 21: Metal levels associated with biological effects in birds.

All levels in mg/kg [ppm]

Species	Sex	Age	Tissue	Basis	Contaminant Source	Tissue Levels	Effects	Reference
ARSENIC								
MALL		juvenile	liver	dw	dietary - 30 ppm	0.10	delayed growth, altered liver biochemistry	Camardese et al, 1990
					100 ppm	0.30	delayed growth, altered liver biochemistry	
					300 ppm	1.30	delayed growth, altered liver biochemistry	
MALL		adult	liver	dw	dietary - 25 ppm	0.49	increased weight gain	Stanley et al, 1994
					100 ppm	2.40	decreased weight gain, decreased Se accumulation	
					400 ppm	6.60	decreased weight gain and liver weight, delayed egg laying, decreased Se accumulation	
			egg	dw	dietary - 25 ppm	0.46	reduced Se effect on embryonic deformities	Stanley et al, 1994
					100 ppm	1.80	decreased egg weight, reduced Se effect on embryo deformities	
					400 ppm	3.60	decreased egg weight, reduced Se effect on hatching success and embryonic deformities	

Table 21: Continued

All levels in mg/kg [ppm]

Species	Sex	Age	Tissue	Basis	Contaminant Source	Tissue Levels	Effects	Reference
ARSENIC cont'd								
		juvenile	liver	dw	dietary - 25 ppm	0.65	decreased mortality due to Se	Stanley et al, 1994
					100 ppm	4.50	some decrease in weight, growth and production, decreased mortality due to Se	
					400 ppm	33.00	decreased weight, growth and production, decreased mortality due to Se.	
CADMIUM								
MALL		juvenile	liver	ww	dietary - 5 ppm	5.88	no effects	Cain et al. 1983
					10 ppm	11.97	no effects	
					20 ppm	24.40	alterations in blood chemistry and enzyme activity, lesions in kidney	
		adult	muscle	ww	dietary - 10 ppm	0.02	decreased testes weight	White and Finley, 1978
					20 ppm	0.08	decreased testes weight	
					200 ppm	0.50	increased kidney weight, decreased testes weight	
			liver	ww	dietary - 2 ppm	2.12	decreased testes weight	White and Finley, 1978
					20 ppm	19.51	decreased testes weight	
					200 ppm	96.60	increased kidney weight, decreased testes weight	

Table 21: Continued

All levels in mg/kg [ppm]

Species	Sex	Age	Tissue	Basis	Contaminant Source	Tissue Levels	Effects	Reference
MERCURY								
ABDU		adults	liver	ww	dietary 3.0 ppm	21.3-23.1	reduced reproductive performance	Finley and Stendell, 1978
			muscle			4.0-4.5		
		eggs	egg	ww	parental	4.7-5.5	reduced hatchability	
		ducklings	liver			10.2-14.5	reduced survival, brain necrosis	
			muscle			5.4-6.2		
MALL		P	egg	ww	dietary 0.5 ppm	0.79	reduced nest fidelity,	Heinz, 1979
			liver			1.62	fewer sound eggs laid	
			bm			0.82	"	
		F1	egg	ww	dietary 0.5 ppm	0.86	fewer ducklings produced	Heinz, 1979
			liver			0.89	altered duckling behaviour (wrt maternal response & avoidance	
			bm			0.67	fewer sound eggs laid	
		F2	egg	ww	dietary 0.5 ppm	0.84	reduced shell thickness	Heinz, 1979
			liver			1.49	altered duckling	
			bm			0.83	fewer sound eggs laid	
COLO		adult	bm	ww	field	>3	impaired nesting behaviour	Barr, 1986
		egg	egg	ww	field	2 - 3	reduction in egg laying,	

Table 21: Continued

All levels in mg/kg [ppm]

Species	Sex	Age	Tissue	Basis	Contaminant Source	Tissue Levels	Effects	Reference
SELENIUM								
MALL		adult	liver	dw	dietary - 10 ppm	31.00	reduced hatch success, increased embryonic deformity	Stanley et al, 1994
	female							
	male	adult	liver	dw	dietary - 10 ppm	34.00	no effects	Stanley et al, 1994
			egg	dw	dietary - 10 ppm	37.00	reduced hatch success, increased embryonic deformity	Stanley et al, 1994
		juvenile	liver	dw	dietary - 10 ppm	20.00	decreased weight, growth & production, increased mortality	Stanley et al, 1994
MALL	female	adult	liver		dietary - 16 ppm	7.30	no effect	Heinz et al. 1989
	male	adult	liver		16 ppm	28.00	no effect	
			egg	ww	dietary - 4 ppm	3.40	no effect	Heinz et al. 1989
					8 ppm	11.00	reduced survivability of ducklings	
					16 ppm	18.00	reduced hatchability, no survival of ducklings	

Table 21: Continued

All levels in mg/kg [ppm]

Species	Sex	Age	Tissue	Basis	Contaminant Source	Tissue Levels	Effects	Reference
SELENIUM cont'd								
MALL		egg	egg	ww	dietary - 10 ppm	0.53	increased embryonic deformation	Heinz et al. 1987
					25 ppm	1.30	increased embryonic deformation, delayed and less frequent laying, reduced hatchling	
					100 ppm	-	no eggs laid	
	male	adult	liver	ww	dietary - 10 ppm	2.90	no effects	Heinz et al. 1987
					25 ppm	5.00	reduced weight	
					100 ppm	12.00	reduced weight	
					100 ppm	8.30	dead (5 of 6 birds)	
	male	adult	bm	ww	dietary - 10 ppm	0.29	no effects	Heinz et al. 1987
					25 ppm	0.51	reduced weight	
					100 ppm	0.65	reduced weight	
					100 ppm	1.30	dead (5 of 6 birds)	
	female	adult	liver	ww	dietary - 10 ppm	1.00	no effects	Heinz et al. 1987
					25 ppm	2.60	reduced weight	
					100 ppm	5.60	100% mortality	
	female	adult	bm	ww	dietary - 10 ppm	0.28	no effects	Heinz et al. 1987
					25 ppm	0.42	reduced weight	
					100 ppm	1.40	100% mortality	

Table 22: Critical threshold levels for organochlorines in biota (all values in mg/kg wet weight unless otherwise stated)

Species	Type	Purpose	HCH's	CHL's	DDT's	Mirex	Reference
Fish	Trigger	Fish Consumption Advisory		0.3	5.0	0.1	1
	Guideline	No restriction Restricted consumption No consumption			5.0 >5.0	0.070 0.07-0.56 >0.56	2,3
	MAC	For human consumption		0.300	5.0	0.100	4
	Guideline	Hazards to fish-eating wildlife					4
	Guideline	Aquatic life protection	0.300		1.0	DL	5
Birds							
Poultry	MAC	For human consumption	7.000	0.300	5.0	0.100	4
Poultry (muscle levels)	Critical level (Aroclor 1254)	Lesions and lethality					6
Poultry (lipid wt)	MRL	For human consumption	0.100	0.100	1.000		8
Poultry (lipid wt)	Guideline	For human consumption					7
Mallard	NOAEL	Growth impairment					9
Mallard	LOAEL	Growth impairment					9
Black Duck	Critical level	Reduced duckling growth					10
Black Duck eggs	Critical level	Presumptive evidence of significant contamination					11
Loon	Critical level	20% eggshell thinning, characteristic of declining populations			47.0 (DDE)		12

Table 22: Continued

Species	Type	Purpose	Dieldrin	SPCB	Toxaphene	Dioxin (ng/kg)	Reference
Fish	Trigger	Fish Consumption Advisory	0.300	2.0	5.0	10.0	1
	Guideline	No restriction Restricted consumption No consumption		0.500 0.5-4.0 >4.0	0.200 0.2-1.6 >1.6	10.0 10.0-81.0 >81.0	2,3
	MAC	For human consumption	0.300	2.0	5.0	25.0	4
	Guideline	Hazards to fish-eating wildlife		0.160		0.500	4
	Guideline	Aquatic life protection	0.300	0.100	1.0	DL	5
Birds							
Poultry	MAC	For human consumption	0.300	3.0	5.0	0.100	4
Poultry (muscle levels)	Critical level (Aroclor 1254)	Lesions and lethality		85.0			6
Poultry (lipid wt)	MRL	For human consumption	0.2	0.5		none	8
Poultry (lipid wt)	Guideline	For human consumption		3.0			7
Mallard	NOAEL	Growth impairment	<1.0				9
Mallard	LOAEL	Growth impairment	<1.0				9
Black Duck	Critical level	Reduced duckling growth			40.0		10
Black Duck eggs	Critical level	Presumptive evidence of significant contamination		16.0			11
Loon	Critical level	20% eggshell thinning, characteristic of declining populations					12

References: 1: Michigan DNR, 1993; 2: OMOE & OMNR, 1986; 3: OMOEE, 1997; 4: USFDA, 1981; 5: IJC, 1987; 6: Platenow et al., 1973; 7: USFDA, 1979; 8: Health Canada, 1998; 9: Nebeker et al., 1992; 10: Wiemeyer, 1996; 11: Eisler, 1986; 12: Fox et al., 1980.

Table 23: Critical threshold levels for metals in biota (all values in mg/kg wet weight unless otherwise stated)

Species	Type	Purpose	Tissue	As	Se	Pb	Hg	Cd	Reference
Fish	Guideline	For human consumption					0.5		Health and Welfare Canada, 1979
	Guideline	No restriction					0.5		OMOE and OMNR, 1986; OMOEE, 1997
		Restricted consumption					0.5 - 1.5		
		No consumption					>1.5		
	Objective	Protection of aquatic life and fish-consuming birds					0.5		IJC, 1987
	Guideline	Assessment of hazards to fish-eating wildlife					0.057		USEPA, 1995
	MAC	For human consumption					1.0	3.0	USFDA, 1981
Animal Tissues		Normal Levels	tissue	< 0.3					NRCC, 1978
Birds		Health advisory to be considered	flesh		2.0				Fan et al., 1988
	Critical level	Presumptive evidence of Hg problem	tissues				1.0		Eisler, 1987
	Critical level	probable Cd contamination	whole body					2.0	Eisler, 1985
		probable life-threatening effects						5.0	
Aquatic Birds (dw)	Critical level	For health and reproductive success	liver		10.0				Lemly, 1993
			egg		3.0				
Mallard	Critical level	Reproductive impairment possible	egg		1.0				Heinz, et al., 1989
		Reproductive impairment likely	egg		5.0				
Non-marine birds	Critical level	Likely toxic effects	liver & kidney				20 - 30		Thompson, 1996
Waterfowl	Critical level	To prevent reproductive problems	egg		3.0				Heinz, 1996
		To prevent reproductive problems	liver		3.0 - 6.0				
		To prevent health problems	liver		10.0				
		Survival in jeopardy	liver		20.0				
	Critical level	elevated	liver			>2.0			Friend, 1985
		poisoned	liver			>8.0			

Table 24: Summary of sample pools exceeding critical threshold levels of organochlorines and metals for avian health.

Species	Location	Contaminants of Concern
Organochlorines in Pectoral Muscle		
Oldsquaw	Arviaq (Arviat), NT	PCB
Common Merganser	Eastern James Bay, PQ	PCB
	Great Whale River, PQ	PCB
	Sault Ste. Marie, ON	PCB
Hooded Merganser	Goose Bay, Labrador	DDT
Red-breasted Merganser	Eastern James Bay, PQ	PCB
	Weagamow Lake, ON	PCB, DDT
Red-throated Loon	Long Lake, NT	DDT
Glaucous Gull	Kuujjuarapik, PQ	PCB, DDT
Herring Gull	Kuujjuarapik, PQ	PCB
	Salluit, PQ	PCB
	Inukjuaq, PQ	PCB
Organochlorines in Eggs		
Red-breasted Merganser	Great Slave Lake, NT	PCB
Herring Gull	Kangiqsualuujjuaq, PQ	PCB
Metals in Liver		
Common Eider	Aujuittuq (Grise Fjord), NT	Selenium
	Arviaq (Arviat), NT	Selenium
	Salliq (Coral Harbour), NT	Selenium
	Kinngait (Cape Dorset), NT	Selenium
	Kangiqsualuujjuaq, PQ	Selenium
	Nain, LB	Selenium
King Eider	Holman, NT	Selenium
Oldsquaw	Mackenzie River Delta, NT	Selenium
	Holman, NT	Selenium
	Fort Good Hope, NT	Selenium
Surf Scoter	Fort Good Hope, NT	Selenium
	Old Crow, YT	Selenium
	Whitehorse, YT	Selenium
White-winged Scoter	Old Crow, YT	Selenium