

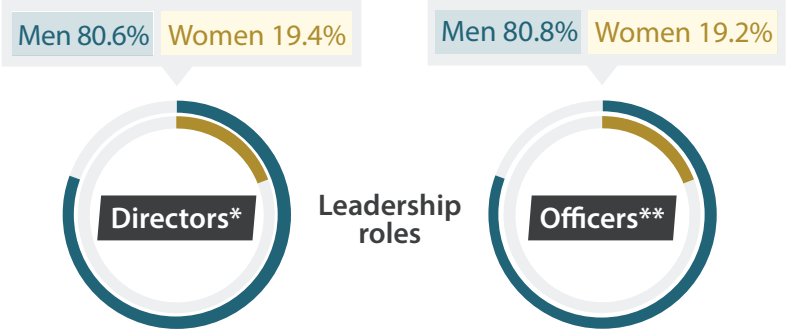
# WOMEN

## in corporate Canada: Who's at the top?



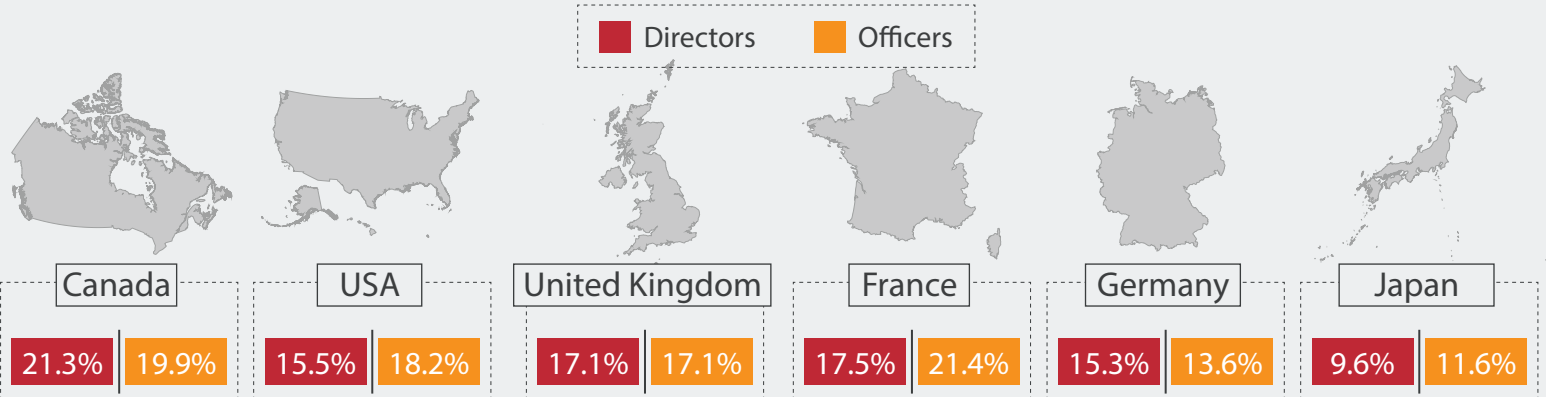
The representation of **women** and **men** in leadership positions was measured for corporations conducting business in **Canada** in 2016.

Less than 1/5 of all leadership roles were held by women.



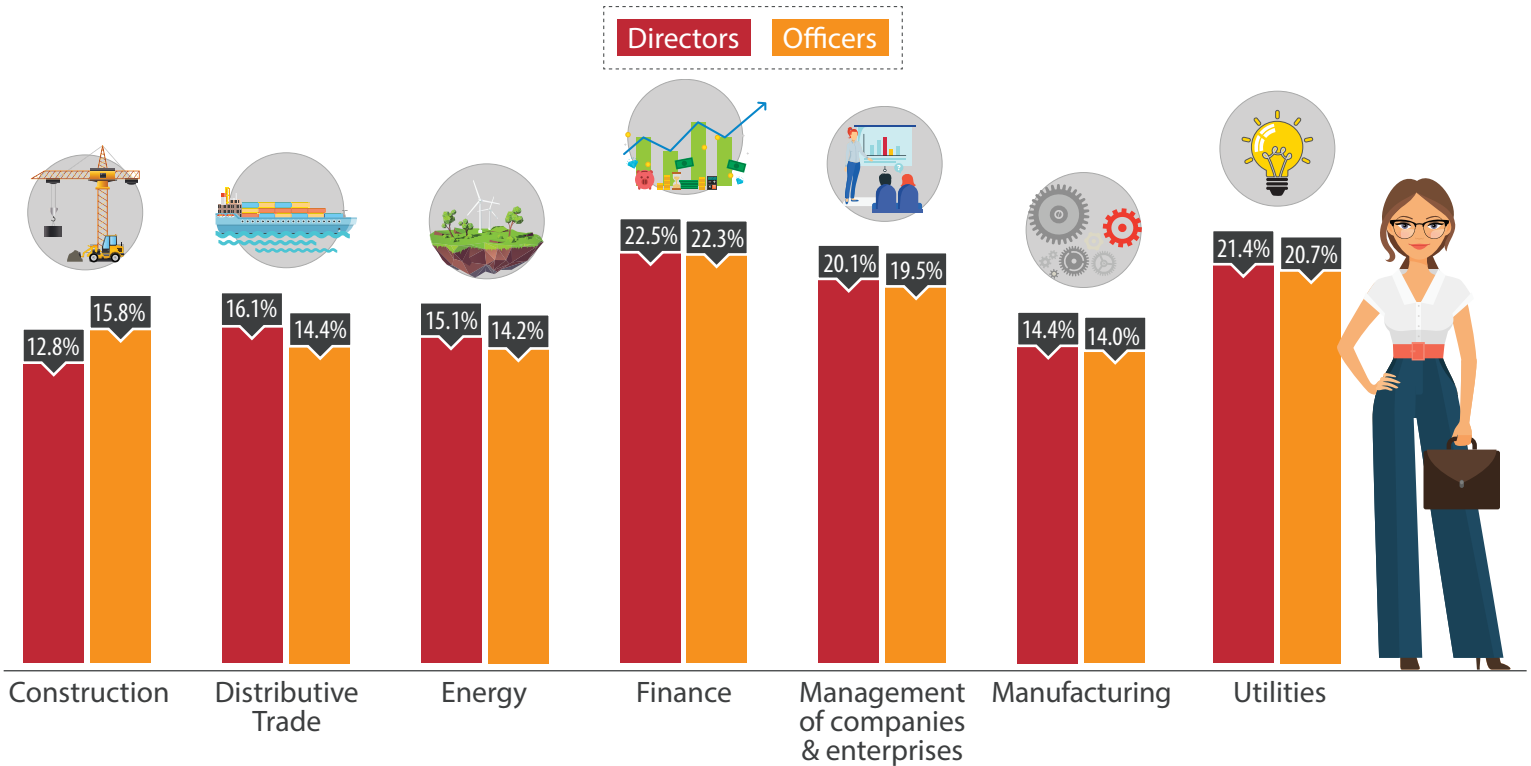
### REPRESENTATION OF WOMEN BY COUNTRY OF CONTROL

The highest level of women representation among directors and officers was found in corporations operating in **Canada**, owned by **Canada** and **France**, respectively, while the lowest were found in corporations owned by **Japan**.



### REPRESENTATION OF WOMEN BY INDUSTRIES

The **greatest share** of women held **leadership positions** in the **financial** sector, while the **lowest percentage** held positions in the **construction** sector for directors and in the **manufacturing** sector for officers.



Note to readers: The statistics presented cover the corporations that are publicly traded and privately held, as well as provincial and federal government business enterprises.

\*Directors are responsible for supervising the activities of the corporation and for making decisions regarding those activities.

\*\*Officers are responsible for the day-to-day operation of the corporation.

Source: 2016 Corporations Returns Act.

Catalogue Number: 11-627-M

ISBN Number: 978-0-660-30418-2



Statistics Canada / Statistique Canada

www.statcan.gc.ca

Canada