Historical File Copy
22-002
no. 22
1933
July 11
c. 1

Published by Authority of the Hon. H. H. Stevens,
Minister of Trade and Commerce
DEPARTMENT OF TRADE AND COMMERCE
DOMINION BUREAU OF STATISTICS - CANADA
AGRICULTURAL BRANCH

DOMINION BUREAU OF STATISTICS
JUL 12 1933
PROPERTY OF THE LIBRARY

Dominion Statistician: R. H. Coats, B.A., F.S.S. (Hon.), F.R.S.C.
Chief, Agricultural Branch: T. W. Grindley, Ph.D.

FIELD CROPS OF CANADA, 1933.

Ottawa, July 11, 1933, 4 p.m.- The Dominion Bureau of Statistics issued today a bulletin giving (1) the numerical condition of field crops in Canada at the end of June and (2) a preliminary estimate of the areas of late-sown crops and hay.

SUMMARY

The limited rainfall of June in eastern Canada and the Prairie Provinces reduced crop prospects considerably below average. Spring wheat, rye and flaxseed suffered particularly, while some of the late-sown crops are still quite promising.

In the Maritime Provinces, June weather was quite favourable and crops now promise almost average yields. Drought persisted in Quebec and Ontario. Nearly all crops in Quebec suffered from the hot, dry weather and condition figures are well below average. The condition of all Ontario crops declined during the month and prospects are now about 10 per cent below average. Most crops are less promising than at the same date last year.

In the Prairie Provinces, weather during June was in direct contrast to that of the previous year, when a decided improvement in prospects occurred. Extreme heat and limited precipitation seriously affected crop growth, and the damage was accentuated by grasshoppers in southern areas. The main spring wheat crop declined in prospects by over 23 per cent and other crops suffered similar setbacks.

In British Columbia, dull weather has retarded growth and condition figures are nearly all sub-average.

With the exception of sugar beets and field beans, which are reduced 7 and 11 per cent respectively, the late sown crops show little change in acreage from 1932 figures.

The telegraphic crop report issued to-day reveals continued improvement in the Maritimes, some relief from the prevailing drought in eastern Canada, a further decline in prairie crop conditions, and a decided betterment in British Columbia.

CONDITION OF FIELD CROPS ON JUNE 30, 1933.

Expressed numerically in percentages of the long-time average yields per acre, the condition of field crops for all Canada on June 30, 1933, as compared with June 30, 1932, within brackets, was reported as follows: Fall wheat 90 (102); spring wheat 77 (99); all wheat 77 (99); oats 84 (95); barley 84 (93); fall rye 74 (92); spring rye 73 (96); all rye 74 (93); peas 93 (93); beans 86 (94); buckwheat 92 (95); mixed grains 88 (94); flaxseed 69 (92); corn for husking 89 (90); potatoes 95 (96); turnips, etc. 91 (92); hay and clover 88 (86); alfalfa 94 (97); fodder corn 89 (93); sugar beets 94 (92). The condition of pasture was reported at 89, as compared with 89 on June 30, 1932.

In the Prairie Provinces, the condition of the principal cereal crops on June 30, 1933 was reported as follows, the figures for June 30, 1932 and May 31, 1933 being given within brackets in the order mentioned: Manitoba - wheat 85 (96, 99); oats 85 (93, 97); barley 83 (90, 96); rye 87 (92, 96); flaxseed 81 (86). Saskatchewan - wheat 74 (96, 99); oats 78 (93, 96); barley 81 (93, 94); rye 70 (90, 92); flaxseed 67 (92). Alberta - wheat 79 (105, 98); oats 81 (102, 95); barley 85 (100, 94); rye 75 (102, 98); flaxseed 75 (105).

ACREAGE OF LATER-SOWN CROPS AND HAY.

The preliminary estimate of the acreages of late-sown crops and hay is as follows, with the 1932 acreages in brackets: Peas 82,200 (84,800); beans 59,600 (66,600); buckwheat 383,800 (368,400); corn for husking 134,000 (130,000); potatoes 524,700 (521,500); turnips, etc. 172,800 (174,800); hay and clover 8,806,700 (8,811,600); alfalfa 653,100 (666,100); fodder corn 364,900 (365,600); sugar beets 42,000 (45,000).

CHARTS SHOWING THE CONDITION OF SPRING WHEAT IN THE PRAIRIE PROVINCES AT MAY 31 AND JUNE 30, 1933 AND JUNE 30, 1932.

On the last three pages of this report, charts are presented which show the condition of spring wheat in the Prairie Provinces by crop districts at the above-mentioned dates. Because of the extreme variation in condition figures at these dates, it is not possible to use the same patterns; allowance should be made for this in making visual comparisons.

A sharp and fairly general decline in wheat prospects featured the month of June, 1933. Weighted by intended acreages, this decline amounted to over 23 per cent. Approximately 21¼ million acres of wheat declined in condition while the remaining 3¾ million acres showed no change or slightly improved prospects.

In Manitoba, wheat deteriorated in every crop district except the relatively unimportant Crop Districts 4, 11 and 13, containing only 162,000 acres.

In Saskatchewan, excepting Crop Districts 5 and 8 which were unchanged, there were general recessions in the condition of spring wheat. Crop District 1 fell 13 points, Crop District 2 - 9 points, Crop District 3 - 38 points, Crop District 4 - 42 points, Crop District 6 - 30 points and Crop District 7 - 47 points. The main area of diminished prospects lies roughly west of a line drawn north and south through Moose Jaw.

About 6.2 of Alberta's 7.7 million acres declined in condition during the month. The decline was especially severe in Crop Districts 1 - 6 (in the south and centre) containing well over one-half of the provincial wheat acreage. Crop District 3, for example, declined from 103 to 49 and Crop District 5 from 100 to 46. Little change was evident in Crop Districts 9 - 17, where rain was more plentiful and the heat less intense.

Growing conditions during the month of June, 1933 presented a distinct contrast with those of June, 1932. The month of June, 1932 was a period of decided improvement in the condition of the spring wheat crop. Considering both condition and acreage, the improvement amounted to about 72 per cent. As mentioned above, the decline in June of this year amounted to over 23 per cent. Comparing condition figures at the end of June in 1932 and 1933, with due regard for reduced acreages this year, 1933 prospects would appear to be nearly 27 per cent lower.

I. Condition of Field Crops at June 30, 1933, as Compared with June 30, 1932, and May 31, 1933.

Note. - 100 = Long-time Average Yield per Acre.

Crops	June 30, 1932 P.C.	May 31, 1933 P.C.	June 30, 1933 P.C.
Canada			
Fall wheat	102	95	90
Spring wheat	99	99	77
All wheat	99	99	77
Oats	95	95	84
Barley	93	95	84
Fall rye	92	93	74
Spring rye	96	97	73
All rye	93	94	74
Peas	93	95	93
Beans	94	-	86
Buckwheat	95	-	92
Mixed grains	94	97	88
Flaxseed	92	-	69
Corn, husking	90	-	89
Potatoes	96	-	95
Turnips, etc.	92	-	91
Hay and clover	86	93	88
Alfalfa	97	98	94
Fodder corn	93	-	89
Sugar beets	92	-	94
Pasture	89	93	89
P. E. Island			
Spring wheat	98	96	97
Oats	97	97	97
Barley	94	99	97
Buckwheat	100	-	94
Mixed grains	98	98	98
Potatoes	96	-	97
Turnips, etc.	96	-	98
Hay and clover	85	94	91
Fodder corn	99	-	98
Pasture	92	91	93
Nova Scotia			
Spring wheat	95	98	98
Oats	96	97	99
Barley	95	98	99
Buckwheat	96	-	98
Mixed grains	96	96	98
Potatoes	96	-	97
Turnips, etc.	96	-	96
Hay and clover	92	95	101
Fodder corn	91	-	98
Pasture	93	91	101
New Brunswick			
Spring wheat	95	96	95
Oats	97	97	96
Barley	97	98	95
Beans	98	-	95
Buckwheat	97	-	93
Mixed grains	97	98	96
Potatoes	94	-	96
Turnips, etc.	96	-	98
Hay and clover	90	93	88
Fodder corn	94	-	95
Pasture	91	89	92

Crops	June 30, 1932 P.C.	May 31, 1933 P.C.	June 30, 1933 P.C.
Quebec			
Spring wheat	94	91	91
Oats	94	92	94
Barley	94	92	96
Spring rye	91	91	88
Peas	95	89	97
Beans	87	-	92
Buckwheat	98	-	95
Mixed grains	96	93	93
Flaxseed	95	-	94
Potatoes	94	-	97
Turnips, etc.	95	-	93
Hay and clover	79	88	82
Alfalfa	86	88	83
Fodder corn	94	-	88
Pasture	83	87	84
Ontario			
Fall wheat	102	95	90
Spring wheat	91	96	89
All wheat	100	95	90
Oats	91	96	87
Barley	90	96	87
Fall rye	97	94	90
Peas	92	97	91
Beans	94	-	86
Buckwheat	92	-	89
Mixed grains	93	97	88
Flaxseed	91	-	90
Corn, husking	90	-	89
Potatoes	95	-	93
Turnips, etc.	90	-	88
Hay and clover	88	97	91
Alfalfa	96	99	95
Fodder corn	92	-	89
Sugar beets	90	-	86
Pasture	90	97	90
Manitoba			
Spring wheat	96	99	85
Oats	93	97	85
Barley	90	96	83
Fall rye	93	96	87
Spring rye	90	96	88
All rye	92	96	87
Peas	96	100	93
Buckwheat	93	-	91
Mixed grains	95	97	88
Flaxseed	86	-	81
Potatoes	98	-	96
Turnips, etc.	92	-	94
Hay and clover	93	97	97
Alfalfa	98	98	96
Fodder corn	95	-	98
Pasture	93	96	94
Saskatchewan			
Spring wheat	96	99	74
Oats	93	96	78
Barley	93	94	81
Fall rye	89	91	69
Spring rye	93	96	72
All rye	90	92	70

Crops	June 30, 1932 P.C.	May 31, 1933 P.C.	June 30, 1933 P.C.
Saskatchewan (Cont'd.)			
Peas	99	94	94
Beans	95	-	90
Mixed grains	98	98	79
Flaxseed	92	-	67
Potatoes	100	-	93
Turnips, etc.	95	-	91
Hay and clover	100	96	87
Alfalfa	101	95	90
Fodder corn	96	-	91
Pasture	101	98	85
Alberta			
Spring wheat	105	98	79
Oats	102	95	81
Barley	100	94	85
Fall rye	101	97	78
Spring rye	103	99	69
All rye	102	98	75
Peas	96	96	84
Beans	87	-	79
Mixed grains	100	94	83
Flaxseed	105	-	75
Potatoes	101	-	89
Turnips, etc.	98	-	85
Hay and clover	106	100	87
Alfalfa	104	98	91
Fodder corn	100	-	86
Sugar beets	98	-	84
Pasture	109	101	85

Crops	June 30, 1932 P.C.	May 31, 1933 P.C.	June 30, 1933 P.C.
British Columbia			
Spring wheat	94	95	94
Oats	95	95	93
Barley	93	94	94
Spring rye	97	97	93
Peas	95	96	100
Beans	98	-	97
Mixed grains	96	97	94
Flaxseed	95	-	92
Potatoes	97	-	94
Turnips, etc.	95	-	96
Hay and clover	95	92	93
Alfalfa	101	95	96
Fodder corn	96	-	92
Pasture	95	93	97

II. Areas of Late-sown Crops, Hay and Pasture, 1933, as compared with 1932.

Field Crops	1932 acres	p.c. of 1932	1933 acres
Canada -			
Peas	84,800	97	82,200
Beans	66,600	89	59,600
Buckwheat	368,400	104	383,800
Corn for husking	130,000	103	134,000
Potatoes	521,500	101	524,700
Turnips, etc.	174,800	99	172,800
Hay and clover#	8,811,600	100	8,806,700
Alfalfa	666,100	98	653,100
Fodder corn	365,600	100	364,900
Sugar beets	45,000	93	42,000
Prince Edward Island -			
Buckwheat	2,600	96	2,500
Potatoes	37,500	95	36,000
Turnips, etc.	8,900	101	9,000
Hay and clover#	226,300	99	224,000
Fodder corn	300	103	300
Nova Scotia -			
Buckwheat	4,100	100	4,100
Potatoes	20,600	99	20,000
Turnips, etc.	9,500	101	10,000
Hay and clover#	400,200	101	404,000
Fodder corn	500	100	500
New Brunswick -			
Beans	1,000	100	1,000
Buckwheat	42,100	102	43,000
Potatoes	48,200	95	46,000
Turnips, etc.	10,300	101	10,400
Hay and clover#	561,200	98	550,000
Fodder corn	600	97	600
Quebec -			
Peas	19,300	100	19,300
Beans	2,200	100	2,200
Buckwheat	116,900	107	125,200
Potatoes	132,500	103	136,500
Turnips, etc.	33,300	102	34,100
Hay and clover#	3,455,100	100	3,452,200
Alfalfa	13,400	102	13,700
Fodder corn	51,000	100	51,000
Ontario -			
Peas	59,500	96	57,000
Beans	62,000	88	55,000
Buckwheat	197,000	103	203,000
Corn for husking	130,000	103	134,000
Potatoes	156,000	103	161,000
Turnips, etc.	100,000	97	97,000
Hay and clover#	3,194,000	100	3,194,000
Alfalfa	528,000	97	512,000
Fodder corn	285,000	100	285,000
Sugar beets	33,000	97	32,000
Manitoba -			
Peas	2,000	91	1,800
Buckwheat	5,700	106	6,000
Potatoes	32,400	99	32,000
Turnips, etc.	4,400	97	4,300
Hay and clover#	448,000	101	452,000
Alfalfa	16,200	101	16,400
Fodder corn	13,400	99	13,000
Saskatchewan -			
Peas	500	97	500
Beans	100	97	100
Potatoes	44,000	99	44,000
Turnips, etc.	2,100	98	2,000
Hay and clover#	150,000	99	149,000
Alfalfa	9,400	102	10,000
Fodder corn	6,100	97	5,900
Alberta -			
Peas	400	95	400
Beans	500	99	500
Potatoes	31,000	99	30,700
Turnips, etc.	1,800	97	1,700
Hay and clover#	231,300	102	236,000
Alfalfa	56,800	102	58,000
Fodder corn	4,500	97	4,400
Sugar beets	12,000	87	10,000
British Columbia -			
Peas	3,100	102	3,200
Beans	800	99	800
Potatoes	19,300	96	18,500
Turnips, etc.	4,500	96	4,300
Hay and clover#	145,500	100	145,500
Alfalfa	42,300	102	43,000
Fodder corn	4,200	100	4,200

Seeded hay and clover only.

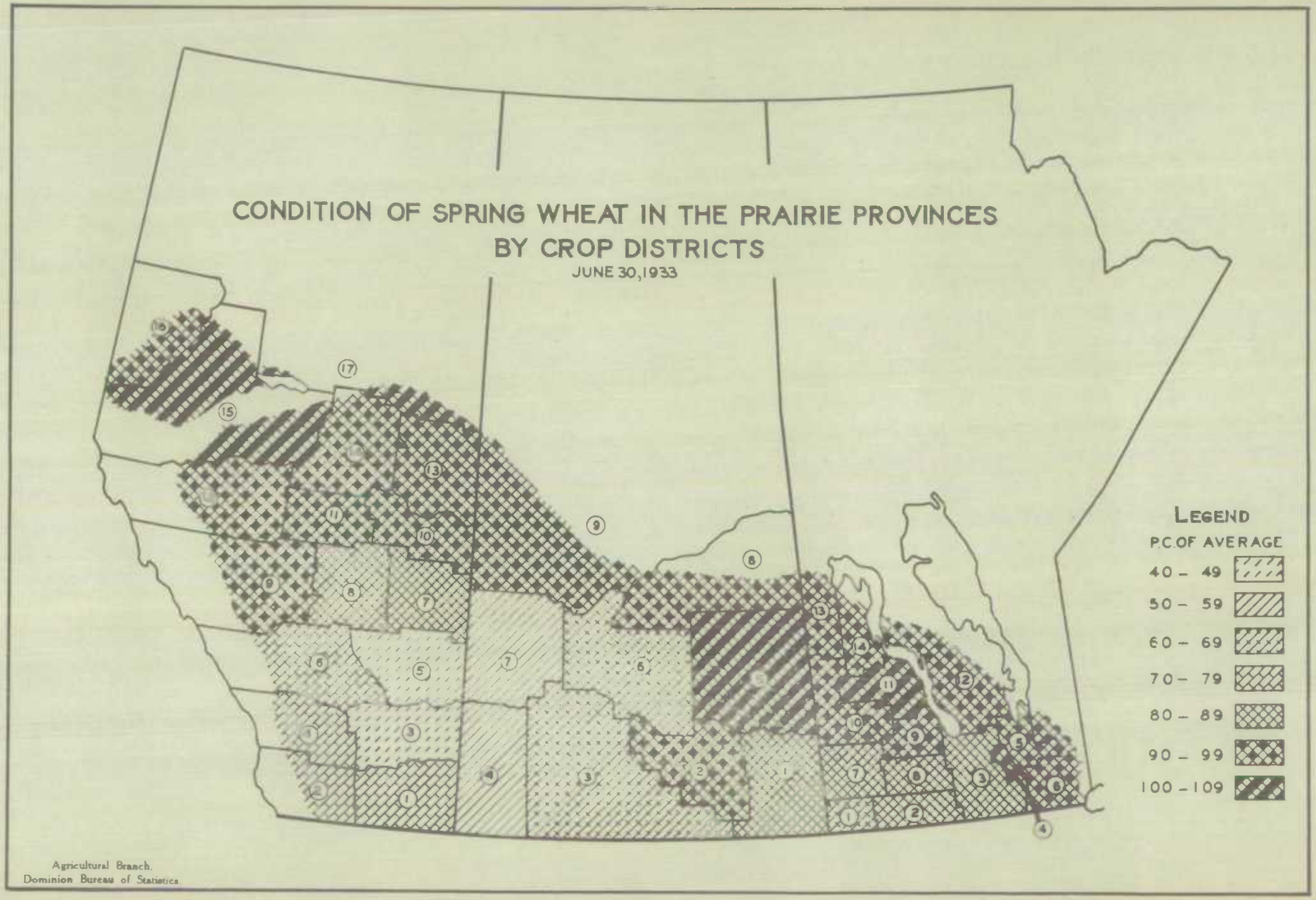
CONDITION OF SPRING WHEAT IN THE PRAIRIE PROVINCES
BY CROP DISTRICTS
JUNE 30, 1933
LEGEND
P.C. OF AVERAGE
40 - 49
50 - 59
60 - 69
70 - 79
80 - 89
90 - 99
100 - 109
Agricultural Branch.
Dominion Bureau of Statistics

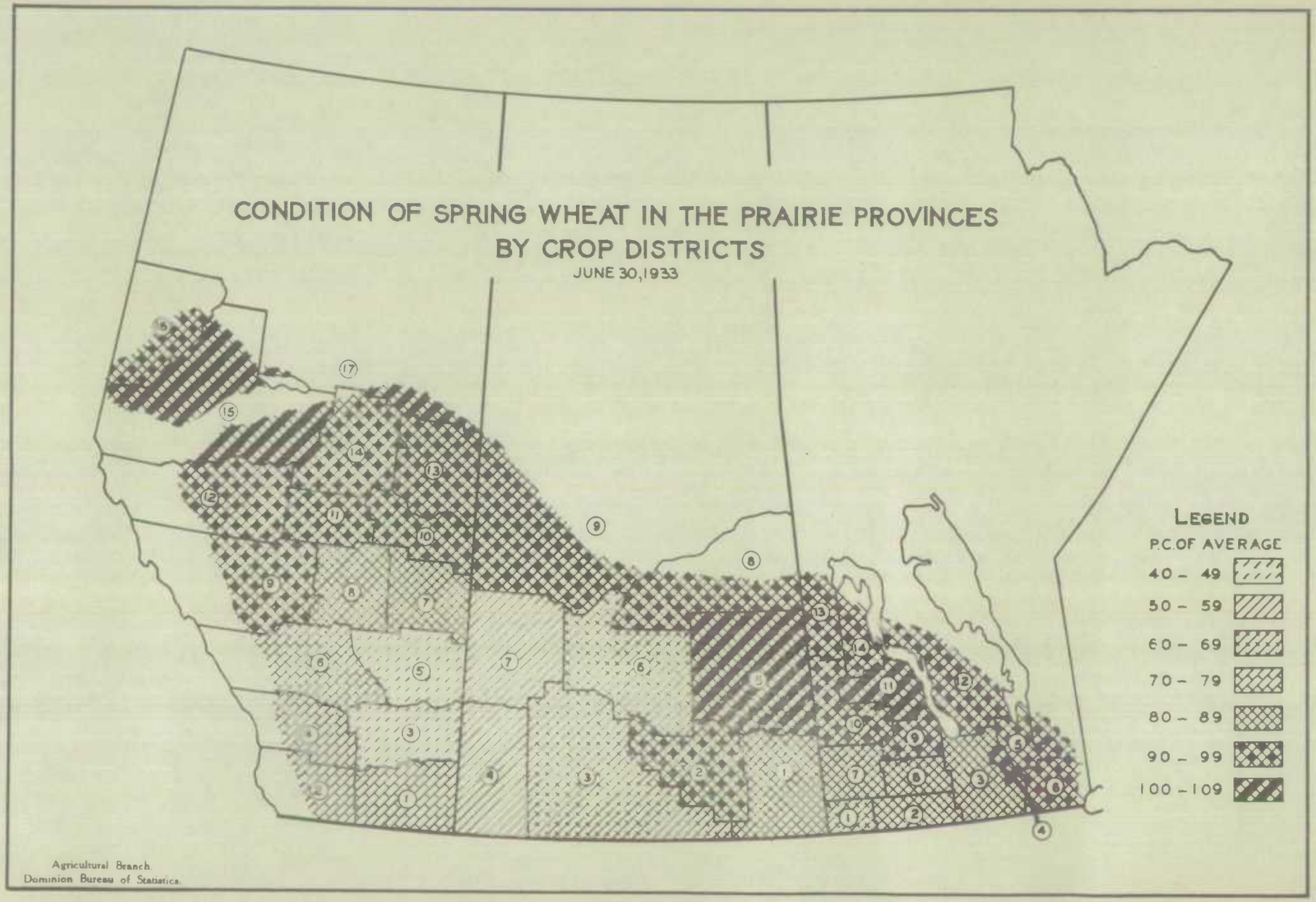
CONDITION OF SPRING WHEAT IN THE PRAIRIE PROVINCES
BY CROP DISTRICTS
JUNE 30, 1933
LEGEND
P.C. OF AVERAGE
40 - 49
50 - 59
60 - 69
70 - 79
80 - 89
90 - 99
100 - 109
Agricultural Branch
Dominion Bureau of Statistics

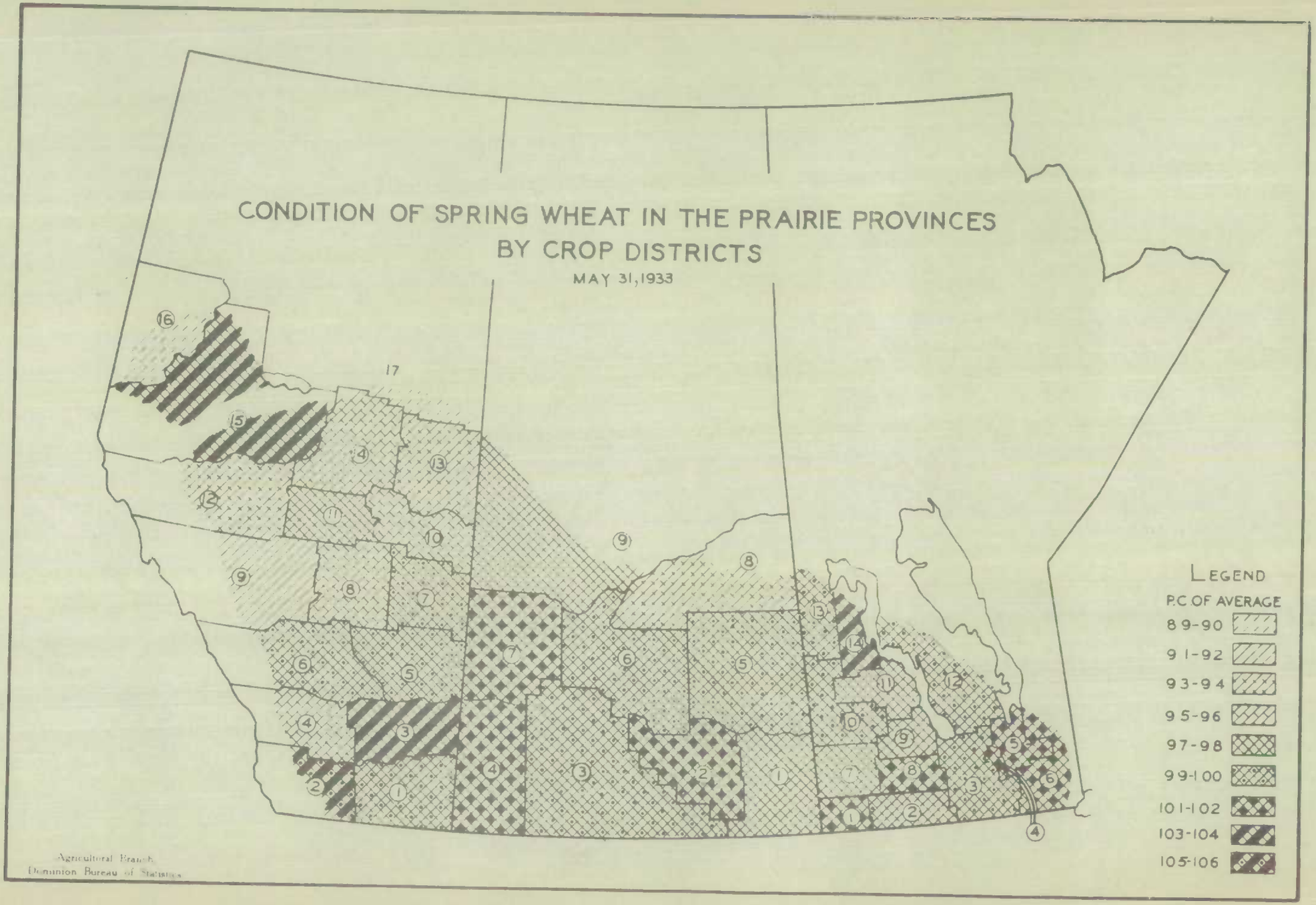
CONDITION OF SPRING WHEAT IN THE PRAIRIE PROVINCES
BY CROP DISTRICTS
MAY 31, 1933
LEGEND
P.C. OF AVERAGE
89-90
91-92
93-94
95-96
97-98
99-100
101-102
103-104
105-106
Agricultural Branch,
Dominion Bureau of Statistics

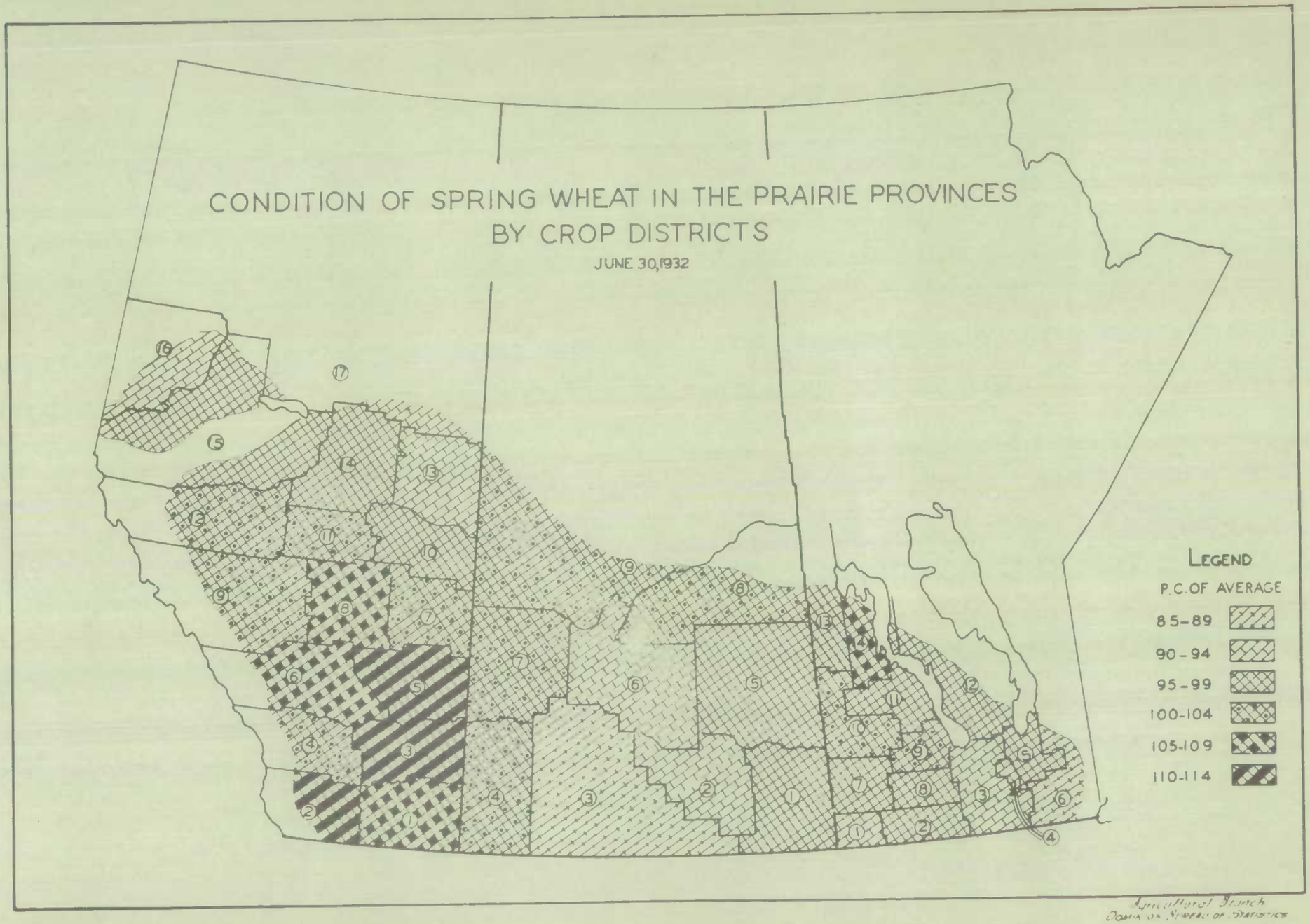

Agricultural Branch
Dominion Bureau of Statistics

STATISTICS CANADA LIBRARY
BIBLIOTHÈQUE STATISTIQUE CANADA
1010525428