




Catalogue no. 21F0003GIE

People, Products and Services

Agriculture Division, 2005



How to obtain more information

Specific inquiries about this product and related statistics or services should be directed to: Client Services, Agriculture Division, Statistics Canada, Ottawa, Ontario, K1A 0T6 (telephone: 1 800 465-1991 or by e-mail: agriculture@statcan.ca).

For information on the wide range of data available from Statistics Canada, you can contact us by calling one of our toll-free numbers. You can also contact us by e-mail or by visiting our website.

National inquiries line	1 800 263-1136
National telecommunications device for the hearing impaired	1 800 363-7629
Depository Services Program inquiries	1 800 700-1033
Fax line for Depository Services Program	1 800 889-9734
E-mail inquiries	infostats@statcan.ca
Website	www.statcan.ca

Information to access the product

This product, catalogue no. 21F0003GIE, is available for free. To obtain a single issue, visit our website at www.statcan.ca and select Our Products and Services.

Standards of service to the public

Statistics Canada is committed to serving its clients in a prompt, reliable and courteous manner and in the official language of their choice. To this end, the Agency has developed standards of service that its employees observe in serving its clients. To obtain a copy of these service standards, please contact Statistics Canada toll free at 1 800 263-1136. The service standards are also published on www.statcan.ca under About Statistics Canada > Providing services to Canadians.



Statistics Canada
Agriculture Division

People, Products and Services

Agriculture Division, 2005

Published by authority of the Minister responsible for Statistics Canada

© Minister of Industry, 2005

All rights reserved. The content of this publication may be reproduced, in whole or in part, and by any means, without further permission from Statistics Canada, subject to the following conditions: that it is done solely for the purposes of private study, research, criticism, review, newspaper summary, and/or for non-commercial purposes; and that Statistics Canada be fully acknowledged as follows: Source (or "Adapted from", if appropriate): Statistics Canada, name of product, catalogue, volume and issue numbers, reference period and page(s). Otherwise, no part of this publication may be reproduced, stored in a retrieval system or transmitted in any form or by any means, electronic, mechanical, photocopy, for any purposes, without the prior written permission of Licensing Services, Marketing Division, Statistics Canada, Ottawa, Ontario, Canada K1A 0T6.

May 2005

Catalogue no. 21F0003GIE

Frequency: Annual

ISSN: 1701-8242

Ottawa

Cette publication est disponible en français (n° 21F0003GIF au catalogue)

Note of appreciation

Canada owes the success of its statistical system to a long-standing partnership between Statistics Canada, the citizens of Canada, its businesses, governments and other institutions. Accurate and timely statistical information could not be produced without their continued cooperation and goodwill.

Table of contents

Introduction	6
What can we offer you?	6
Who are we?	6
Who to contact	8
Agriculture Division Regional Representatives	10
Other Statistics Canada Contacts for Information Related to Agriculture	10
Special Services	11
Custom Tabulations	11
Analytical Studies	11
Custom Surveys	11
Respondent Relations and Response Burden Program	11
Census of Agriculture	12
Custom Services	12
Data, Geography and Analytical Products	13
Farm Financial Statistics	16
Farm Income and Prices	16
Whole Farm Data Base	16
Custom Services	17
Data Products	18
Crops Statistics	24
Data Products	24
Fax Services	28
Livestock and Animal Products Statistics	29
Data Products	29
Food Statistics	31
Spatial Analysis and Geomatics Applications (SAGA)	33
Agricultural and Environmental Remote Sensing / GIS Applications	33
Research and Development	34
Other Available Services and Applications	34

Get More from Your Agricultural Statistics Program	35
VISTA Newsletter	35
Farming Facts	35
Rural and Small Town Canada Analysis Bulletin	36
Agriculture and Rural Working Paper Series	39
Products and Services Related to Agriculture	44
2001 Agriculture Community Profiles	44
CANSIM Data Base	44
Learning Resources and E-STAT	44
International Trade Information	46
Geography Products and Services	48
Prices Division	50
Ordering Information	52
2001 Census of Agriculture Data and Analytical Products Price List	53
Data Products Price List	54
Agricultural Quick Facts - Canada	
Order Form	
2005 Agriculture Division Data Release Dates	

Introduction

This catalogue is your guide to the products and services of Statistics Canada's Agriculture Division. In it, you will find:

- the names and telephone numbers of key people who can answer your questions about agriculture and food data
- information on a wide range of published and unpublished, custom and electronic data products and services related to agriculture and food
- essential release dates and pricing information
- information on how to order the Agriculture Division products

What can we offer you?

Data from Statistics Canada's Agriculture Division are available in a variety of formats, including:

- publications
- customized printouts
- electronic (diskettes, CD-ROM, e-mail)
- CANSIM (Statistics Canada's corporate computerized database)

Data products and services can be obtained by telephone, facsimile or through the Statistics Canada Internet site (www.statcan.ca).

Our information on the agriculture industry can help you:

- monitor the financial performance of farms
- analyse commodity markets
- assess food consumption patterns
- analyse food production
- determine agriculture industry structure
- analyse farm and rural population trends
- examine characteristics of the farm population
- monitor crop growth and help predict yields

Who are we?

The **Client Services Unit** will guide you through the Agriculture Statistics Program and will help you with your data needs, whether they are customized or semi-customized services.

The **Census of Agriculture** collects and disseminates a wide range of data on the agriculture industry such as number and type of farms, farm operator characteristics, business operating arrangements, land management practices, crop areas, numbers of livestock and poultry, farm capital, operating expenses and receipts, and farm machinery and equipment. These data provide a comprehensive picture of the agriculture industry across Canada every five years at the national and provincial levels as well as at lower levels of geography.

The **Farm Income and Prices Section** produces estimates of farm cash receipts by commodity, farm expenses by item, depreciation, net farm income, agriculture commodity prices, farm product price index, direct program payments, value of farm capital, farm debt, and a cash flow statement, a value added account and a balance sheet for the agricultural sector.

The **Whole Farm Data Projects Section** provides a complete set of physical and financial data at the farm level. These data include detailed revenues and expenses, operator and family off-farm income, crop acreages, livestock numbers, capital investment and sales, assets and liabilities by size and type of farm for subprovincial regions.

The **Crops Section** produces estimates of field crops, horticultural crops and grain marketing statistics.

The **Livestock and Animal Products Section** produces data on livestock, dairy, poultry and eggs, furs, aquaculture, and other animal products as well as data on food and nutrition in Canada.

Spatial Analysis and Geomatics Applications provides, on an operational basis, spatial data, maps and information to clients on crop conditions, crop area, land-use/land-cover and related agricultural and environmental applications using geomatics technologies for the analysis of satellite data, census and survey data.

The **Research and Rural Data Section** produces analytical papers related to Canadian rural and small town issues.

The **Informatics Section** provides internal computer services.

The Agriculture Division has developed a number of products which are suitable for the classroom setting and can be used in a variety of subject areas including social studies, geography, science and history. They combine data, graphics and visuals to give students an interesting perspective on Canadian agriculture. Look for the symbols below to identify educational products or Internet products.



Educational Product Symbol



Internet Product Symbol

**We invite you to call us toll-free at 1 800 465-1991
if you have any questions concerning agriculture data.**

We look forward to serving you!

Who to contact

Agriculture Division

Mailing address Agriculture Division Statistics Canada 12th Floor, Jean Talon Bldg. Ottawa, Ontario K1A 0T6	Toll-free number The Agriculture Division's toll-free number is available from 8:30 a.m. to 4:30 p.m. Eastern time. 1 800 465-1991	Fax (613) 951-3868 E-mail: agriculture@statcan.ca
Director	Denis Chartrand	denis.chartrand@statcan.ca (613) 951-8729
Assistant director	Paula Thomson	paula.thomson@statcan.ca (613) 951-3849
Assistant director	Ross Vani	ross.vani@statcan.ca (613) 951-2032
Special services & surveys	Ray Bollman	ray.bollman@statcan.ca (613) 951-3747
Rural data advisory line		
Coordinator	Ray Bollman	ray.bollman@statcan.ca (613) 951-3747
General enquiries		agriculture@statcan.ca 1 800 465-1991
Census of agriculture section		
	Fax	(613) 951-1680
Census Manager	Catherine Cromey	cathy.cromey@statcan.ca (613) 951-3843
Census User Services	Michel McCartin	michel.mccartin@statcan.ca (613) 951-1090
Farm income & prices section		
Chief	Paul Murray	paul.murray@statcan.ca (613) 951-0065
Capital Value, Farm Debt, Farm Operating Expenses, Cash Flow, Value Added and Balance Sheet	Marco Morin	marco.morin@statcan.ca (613) 951-2074
Farm Cash Receipts, Program Payments	Rita Athwal	rita.athwal@statcan.ca (613) 951-5022
Farm Product Prices and Indexes	Gail-Ann Breese	gail-ann.breese@statcan.ca (204) 983-3445
Net Farm Income	Marco Morin	marco.morin@statcan.ca (613) 951-2074
Whole farm data projects section		
Chief	Paul Paradis	paul.paradis@statcan.ca (613) 951-2446
Client Services	Louise Larouche	louise.larouche@statcan.ca (613) 951-5316
Whole Farm Data Base	Jacques Lemieux	jacques.lemieux@statcan.ca (613) 951-2425
Whole Farm Data Analysis and Development	Lina Di Piéto	lina.dipietro@statcan.ca (613) 951-3171
Whole Farm Data Integration and Taxation Data Program	Daniel Michaud	daniel.michaud@statcan.ca (613) 951-0701
Farm Financial Survey	Cindy Heffernan	cindy.heffernan@statcan.ca (613) 951-2435
Agri-environmental	Martin Beaulieu	martin.beaulieu@statcan.ca (613) 951-6357

Crops section

Field Crop Reporting	David Burroughs	david.burroughs@statcan.ca	(613) 951-5138
Grain Marketing	Karen Gray	karen.gray@statcan.ca	(204) 983-2856
Horticultural Crops	Bill Parsons	bill.parsons@statcan.ca	(613) 951-8727
Potatoes	Barbara McLaughlin	barbara.mclaughlin@statcan.ca	(902) 893-7251

Livestock and animal products section

Chief	Mark Elward	mark.elward@statcan.ca	(613) 951-8715
Cattle, Hogs, Sheep	Robert Plourde	robert.plourde@statcan.ca	(613) 951-8716
Dairy / Food	Kim Boyuk	kim.boyuk@statcan.ca	(613) 951-2510
Poultry	Debbie Dupuis	debbie.dupuis@statcan.ca	(613) 951-2553
Stocks of Frozen Meat / Potatoes / Livestock Feed Usage	Barbara McLaughlin	barbara.mclaughlin@statcan.ca	(902) 893-7251
Furs / Aquaculture	Bernadette Alain	bernadette.alain@statcan.ca	(902) 893-7251

Spatial analysis and geomatics applications

Manager	Gordon Reichert	gordon.reichert@statcan.ca	(613) 951-3872
Senior Analyst	Richard Dobbins	richard.dobbins@statcan.ca	(613) 951-3860
Geomatics Project Leader	Isabelle Trépanier	isabelle.trepanier@statcan.ca	(613) 951-5892
GIS / Remote Sensing Applications Specialist	Frédéric Bédard	frederic.bedard@statcan.ca	(613) 951-3861
	Michael Brancati	michael.brancati@statcan.ca	(613) 951-6360
	Larry Neily	larry.neily@statcan.ca	(613) 951-6330
SAGA Remote Sensing / GIS Laboratory			(613) 951-4957

Research and rural data section

Chief	Ray Bollman	ray.bollman@statcan.ca	(613) 951-3747
Analytical Projects	Verna Mítura	verna.mitura@statcan.ca	(613) 951-5206
	Roland Beshiri	roland.beshiri@statcan.ca	(613) 951-6506

Specialized subject matter topics

Advisory Committee on Agriculture Statistics	Denis Chartrand	denis.chartrand@statcan.ca	(613) 951-8729
Canadian Grain Commission Liaison	Karen Gray	karen.gray@statcan.ca	(204) 983-2856
Environmental Initiatives	Martin Beaulieu	martin.beaulieu@statcan.ca	(613) 951-6357
Farm Family Income	Ray Bollman	ray.bollman@statcan.ca	(613) 951-3747
Farm Labour / Women in Agriculture	Lynda Kemp	lynda.kemp@statcan.ca	(613) 951-3841
Farm Structure	Ray Bollman	ray.bollman@statcan.ca	(613) 951-3747
Federal / Provincial Agreements	Denis Chartrand	denis.chartrand@statcan.ca	(613) 951-8729
Federal / Provincial Committee on Agriculture Statistics	Denis Chartrand	denis.chartrand@statcan.ca	(613) 951-8729
Dairy / Food Statistics	Kim Boyuk	kim.boyuk@statcan.ca	(613) 951-2510
Mapping / Geographic Information Processing	Gordon Reichert	gordon.reichert@statcan.ca	(613) 951-3872
Farm Register and Large Agricultural Operations Statistics	Yvon Perrier	yvon.perrier@statcan.ca	(613) 951-5023
Rural Development	Ray Bollman	ray.bollman@statcan.ca	(613) 951-3747
VISTA Editor	Mike Trant	mike.trant@statcan.ca	(613) 951-2859
Respondent Relations and Response Burden Program	Kenneth Korporal	kenneth.korporal@statcan.ca	(613) 951-3168

Agriculture Division Regional Representatives

Truro

Street Address

Barbara McLaughlin/
Bernadette Alain/
Vivian Cripps
Agriculture Division
Statistics Canada
120 Esplanade Street
Truro, Nova Scotia
B2N 2K3

Mail

Barbara McLaughlin/
Bernadette Alain/
Vivian Cripps
Agriculture Division
Statistics Canada
P.O. Box 637
Truro, Nova Scotia
B2N 5E5

Tel.: (902) 893-7251
Fax: (902) 895-7435

E-mail: barbara.mclaughlin@statcan.ca
bernadette.alain@statcan.ca
vivian.cripps@statcan.ca

Winnipeg

Karen Gray /
Gail-Ann Breese
Agriculture Division
Statistics Canada
200-123 Main Street
Winnipeg, Manitoba
R3C 4V9

Tel.: (204) 983-2856
(204) 983-3445
Fax: (204) 983-7543

E-mail: karen.gray@statcan.ca
gail-ann.breese@statcan.ca

Other Statistics Canada Contacts for Information Related to Agriculture

Food Industry

- Manufacturing David Routliffe (613) 951-4925
- Wholesale Trade Marketing and Client Services Section (613) 951-3549
1 877 421-3067
E-mail: wholesaleinfo@statcan.ca
- Retail Trade Marketing and Client Services Section (613) 951-3549
1 877 421-3067
E-mail: retailinfo@statcan.ca

Farm Input Price Index Danielle Gouin (613) 951-3375

International Trade Marketing and Client Services Section (613) 951-9647
1 800 294-5583

Input-Output Tables Ronald Rioux (613) 951-3697

Gross Domestic Product André Picard (613) 951-3658

Special Services

Statistics Canada's Agriculture Division provides many of its clients with special services tailor-made to meet their unique data requirements. Agriculture Division has a variety of information sources at its fingertips that can be used to provide you with the data you need to make important decisions as an agribusiness specialist.

Custom Tabulations

Agriculture Division can provide you with customized tables and reports that give you the data you require. You can pick and choose the variables from one or more of our databases and receive them in a format that best suits your needs.

Analytical Studies

Require in-depth analysis of the data that affect your industry or market? Agriculture Division's specialized team of professionals has the hands-on experience in data analysis you want working for you.

Custom Surveys

Should you require data that has not yet been collected, we can do a special survey for you. These data can also be combined with other Statistics Canada surveys and custom data extractions from CANSIM.

For more information on Special Services please contact:

Ray Bollman (613) 951-3747

Respondent Relations

Respondent Relations and Response Burden Program

Statistics Canada is giving greater priority to respondent relations. Consequently, Agriculture Division is increasing the importance accorded to agriculture respondent relations in order to work more actively with the agricultural sector, partners, clients and organizations. The Respondent Relations and Response Burden Program will enhance mechanisms to reduce response burden and to better inform farm operators about their important role in providing information through Canada's farm survey programs.

For more information, please contact:

Kenneth Korporal (613) 951-3168

Census of Agriculture

Statistics Canada conducts the Census of Agriculture every five years at the same time as the Census of Population.

The Census of Agriculture collects and disseminates a wide range of data on the agriculture industry such as number and type of farms, farm operator characteristics, business operating arrangements, land management practices, crop areas, numbers of livestock and poultry, farm capital, operating expenses and receipts, and farm machinery and equipment. These data provide a comprehensive picture of the agriculture industry across Canada every five years at the national and provincial levels as well as at lower levels of geography.

The Census of Agriculture is the cornerstone of Canada's Agriculture Statistics Program. Census of Agriculture data are an indispensable public and private sector tool for analysing important changes in the agriculture and food industries; developing, implementing and evaluating agricultural policies and programs such as farm income safety nets and environmental sustainability; and making production, marketing and investment decisions. Statistics Canada uses the data as benchmarks for its regular surveys on crops, livestock and farm finances between census years.

In addition, data extracted from the unique Agriculture–Population Linkage Database, which links data from both the Census of Population and Census of Agriculture databases, paint a socio-economic portrait not only of farm operators but also of their families and households.

Custom Services

Gain unique insight and a competitive advantage

You can order custom data, formats and products — according to *your* specifications — from the Census of Agriculture, the Census of Agriculture–Population Linkage Database, and the historical databases. Tabulations are subject to confidentiality constraints and subject to a fee.

Custom Tabulations — gives you personalized tables using special cross-classifications and/or customized distribution classes. Subject to confidentiality restrictions, you can order them by standard geographic areas or define your own to create unique tables from the Census of Agriculture and Agriculture–Population Linkage Databases as well as the historical databases. Customized data are available for census years 1961 to 2001. Agriculture–Population Linkage Databases were not created for 1966 and 1976.

Custom Mapping — lets you present and analyse Census of Agriculture data spatially. Working with the Spatial Analysis and Geomatics Applications Team (SAGA), Census of Agriculture User Services can provide custom maps for a fee. For more information on SAGA's products and services, please see [page 33](#).

Semi-Custom Data Service — semi-custom products created from standard tabulations are available for users who only want specific variables or certain standard geographic areas. Various formats are available including paper or electronic (i.e., diskette, CD-ROM, e-mail).

Prices and delivery depend on the complexity of each request.

For more information please contact:

Michel McCartin
Unit Head, User Services
Census of Agriculture
1 800 465-1991
(613) 951-1090
E-mail: michel.mccartin@statcan.ca

Data, Geography and Analytical Products

Data Products

2001 Census of Agriculture: Focus is on electronic availability

Electronic media (i.e., Internet/CD-ROM) replaced paper as the primary dissemination medium for the 2001 Census of Agriculture data products. For the first time, all farm and operator data were released initially in electronic form. Some of these data are available on a print-on-demand basis for a fee of \$250.

Get it faster

This move to electronic dissemination of all data products provides data users with more timely access to farm and operator data at all three subprovincial geographic levels (census agricultural regions, census divisions and census consolidated subdivisions) than in previous censuses.



2001 Census of Agriculture: Free products on the Internet

- **Farm Data (95F0301XIE)** — all 2001 farm data at national, provincial, territorial and two subprovincial geographic levels (census agricultural regions and census divisions). Farm Data include basic counts and totals on the number of census farms, land management practices, crop area, livestock and poultry numbers, and farm finances. This product was released on May 15, 2002.
- **Farm Operator Data (95F0355XIE)** — all 2001 operator data at national, provincial and two subprovincial geographic levels. Operator data include information on number of farm operators, operators' sex, age, farm and non-farm work, and injuries. This product was released on November 20, 2002.
- **Agriculture–Population Linkage Data for the 2001 Census (95F0303XIE)** — selected data at the national and provincial levels include socio-economic characteristics such as income profiles for census farm families and households, farm population counts, as well as age, sex, marital status, mother tongue, highest level of schooling and net farm income for farm operators. No linkage databases were created for the 1966 and 1976 Censuses, so historical comparisons are not possible for those years. This product was released on December 2, 2003.

2001 Census of Agriculture: Products for sale

- **Farm Data, full release (95F0304XCB)** — all 2001 farm data at national, provincial, territorial and all three subprovincial geographic levels (including census consolidated subdivisions). Farm Data include basic counts and totals on the number of census farms, land management practices, crop area, livestock and poultry numbers, and farm finances.
 - Available on CD-ROM. Price: \$495
- **Farm Operator Data, full release (95F0353XCB)** — all 2001 operator data at national, provincial and all three subprovincial geographic levels and selected historical farm and operator data tables at the national and provincial levels. Operator data include information on number of farm operators, operators' sex, age, farm and non-farm work, and injuries.
 - Available on CD-ROM. Price: \$295
- **All Farm Data Plus the Operator and Selected Historical Data (95F0354XCB or 95F0302XIE)** — all 2001 farm data at national, provincial, territorial and all three subprovincial geographic levels (including census consolidated subdivisions). This full subscription also includes operator data plus selected historical data.
 - Available on CD-ROM or on the Internet. Price: \$740, full subscription



Geography Products

2001 Census Agricultural Regions Boundary File (92F0174XIE)



- Cartographic boundary file available
- Subprovincial geographic areas created specifically for disseminating agricultural statistics
- Covers all of Canada except the Yukon, Northwest Territories and Nunavut
- Available free on the Internet
- Available on CD-ROM (92F0174XCB). Price: \$100

2001 Agricultural Ecumene of Canada (92F0175XIE)



- Cartographic boundary file available
- Delineates areas of significant agricultural activity in Canada as indicated by the 2001 Census of Agriculture
- Available at the Canada level; generalized for small-scale mapping
- Available free on the Internet
- Available on CD-ROM (92F0175XCB). Price: \$100

Analytical Product



Canadian Agriculture at a Glance (96-325-XPB)

Agriculture Division's flagship publication is again available in book format. *Canadian Agriculture at a Glance* contains short, lively analytical articles about the many different aspects of Canadian agriculture and its people. Maps, full-colour photos, graphs and charts add eye-catching and informative visual interpretation to its vast array of subjects. The book, designed with students in mind, avoids jargon and explains technical terms in plain language. *Canadian Agriculture at a Glance* continues its tradition of matching Census of Agriculture data with other Statistics Canada and external data sources. Free articles from *Canadian Agriculture at a Glance*, as well as a teacher's kit, are available online at www.statcan.ca.

- Available in print format. Price: \$49
- Release date: June 9, 2004
- 30% discount to educational institutions

Farm Financial Statistics

The Agriculture Division produces a variety of statistics on the financial viability of Canadian farms. Data on farm expenses, receipts, prices, assets and liabilities are available as standard and custom products.

Farm Income and Prices

The Farm Income and Prices Section integrates a wide variety of physical and financial data from a range of internal and external government and private sources to produce financial accounts for the agriculture sector for use in the System of National Accounts and for many other users. The following annual estimates are published at the provincial level:

- net farm income
- farm cash receipts by commodity
- farm operating expenses by item and depreciation charges
- direct program payments by program
- value of farm capital by major component
- farm debt outstanding by type of lender
- farm product price index
- farm business cash flow statement
- value added account
- balance sheet of the agricultural sector

Estimates on farm cash receipts, by commodity, and direct program payments, by program, are also published on a quarterly basis at the provincial level. Farm prices and a farm product price index are released monthly at the provincial level.

Whole Farm Data Base

Meeting Evolving Needs of Users

The Whole Farm Data Base (WFDB) is the product of a joint venture between Agriculture and Agri-Food Canada and Statistics Canada. It was developed with the intention to meet the increasing demands by users of agricultural statistics for more disaggregated data at the farm level. There are various potential users, from public sector policy-makers, to industry analysts and private sector decision-makers. The WFDB provides the means for users to evaluate agricultural policies and programs as well as analyze the viability, stability, and competitiveness of various farm businesses.

All the Information in a Single Base

Integrating into one base the agricultural data, which are available from administrative and survey sources, is the essence of the WFDB. While committed to reducing response burden, eliminating duplication and maximizing the use of existing resources, the WFDB can offer users access to a wider than ever range of disaggregated physical and financial data at the farm level. The ultimate objective of this base is to provide a set of data at the whole farm level, that is as complete as possible to produce disaggregated statistics by farm type, revenue class and subprovincial geographic regions.

Whole Farm Data Base Structure

There are five major data sources currently offered on the WFDB: the **Net Income Stabilization Account and Taxation Data Program (NISA/TDP)** 1987-present, the **National Farm Survey (NFS)** 1988-1992, the **June Crops Survey (JCS)** 1993-present, the **July Livestock Survey (JLS)** 1993-present, and the **Farm Financial Survey (FFS)** every two years from 1988 to 2000 and annually starting in 2002.

Custom Services

The WFDB provides custom tabulations of physical and financial farm data at the whole farm level. This allows one to obtain detailed farm revenue and expenditure data, sources and level of off-farm income for farm operators and farm families, assets, liabilities and capital investment data, and estimates on land use and livestock inventories – based on specialized needs. All these variables can be disaggregated by farm type, revenue class and subprovincial area. Although the WFDB can be used to produce estimates for selected domains regardless of the revenue level, the base is primarily structured to provide data for farms with reported revenues of \$10,000 and over.

The WFDB can provide estimates for every variable collected on all data sources. However, for reasons of quality and consistency, a specific series of agricultural variables in a standard output format has been devised for each source. Once combined, these series create a comprehensive set of physical and financial data at the whole farm level. The variables selected from each source are complementary, thus providing more thorough coverage of the agricultural sector on an annual basis. Interested clients are encouraged to refer to the **Whole Farm Data Base – Reference Manual (21F0005GIE)**, available free of charge. Data are available in most required formats (paper or electronic [21C0005]: E-mail in CSV, Excel file, etc.).

Sources:

Net Income Stabilization Account and Taxation Data Program (NISA/TDP)

Data are derived annually from a sample of incorporated and unincorporated taxation returns from the Canada Revenue Agency. Data are available for itemized revenues, expenses, and acquisitions and dispositions of depreciable assets. The statistical series on additions and disposals of assets does not cover the unincorporated sector from 1996 to 1999. The series was discontinued after 1999 data. Also available are sources and levels of farm and off-farm income for operators and unincorporated farm families. Available by subprovincial region, farm type and revenue class. Historical data are available back to 1987.

June Crop Survey (JCS)

Estimates from an annual survey of farmers include detailed cropland acreages. Available by subprovincial region, farm type and revenue class starting in 1993.

July Livestock Survey (JLS)

Estimates from an annual survey of farmers include detailed livestock inventories. Available by subprovincial region, farm type and revenue class starting in 1993.

National Farm Survey (NFS)

Estimates from an annual survey of farmers included detailed cropland acreages and livestock inventories. Available by subprovincial region, farm type and revenue class from 1988 to 1992.

Farm Financial Survey (FFS)

Estimates from an annual survey of farmers include detailed balance sheet information, capital investment and capital sales. Available by subprovincial region, farm type and revenue class starting in 1988.

Custom Services are subject to confidentiality constraints and are structured on a cost-recovery basis. Call toll-free 1 800 465-1991 for more information about Custom Services from the Agriculture Division.

Data Products

Extraction System of Agricultural Statistics (ESAS) (21F0001XCB)



ESAS is a menu-driven software program available to users in a **CD-ROM** format. Using the WFDB as its source, ESAS allows you to access an extensive series of tables featuring the most commonly requested disaggregated physical and financial farm data. The system offers: a complete itemization of operating revenues and expenses; sources and levels of farm and off-farm income for operators and farm families; assets, liabilities and capital investment for farms; and information on land use and livestock inventories by region, farm type and revenue class. A user's guide and reference manual are included in the CD-ROM.

- By telephone: 1 800 465-1991
- By email: agriculture@statcan.ca
- Release date: June 2005
- Price: Initial Subscription: \$250; Subsequent Editions: \$175



2001 Farm Environmental Management Survey (21-021-MIE)

Statistics Canada conducted a 2001 Farm Environmental Management Survey (FEMS) on behalf of Agriculture and Agri-Food Canada (AAFC) in March 2002 to measure current farm environmental initiatives and farming practices. The survey gathered information related to farm environmental management practices including manure management, commercial fertilizer practices, pesticide application practices and soil and water management practices. The survey was conducted nationally covering major farm types by province and watershed. It provides benchmark information for anyone with an interest in agri-environmental issues. Free data from FEMS are available by province and for Canada. For a cost estimate for custom data, contact Client Services, Agriculture Division, at 1 800 465-1991.

- Subject Matter Contact: Martin Beaulieu (613) 951-6357
- Available free on the Internet



Whole Farm Data Base (WFDB)–Reference Manual (21F0005GIE)

The **WFDB–Reference Manual** is your guide to the farm financial database. Users will find background information on the WFDB; recommended output formats; data quality; confidentiality; list of variables; products and services; methodology, etc.

- By telephone: 1 800 465-1991
- By email: agriculture@statcan.ca
- Available free on the Internet
- Available free in print (21F0005GPE)



Statistics on Income of Farm Operators (21-206-XIE)

This publication provides information on sources and levels of farm and off-farm income for operators by province, type of farm (based on the North American Industry Classification System) and revenue class. Distributional tables on income of operators are also presented. This publication also includes data highlights and information on concepts, methods and data quality. A relevant article on the story emanating from the data is also featured.

Data from Canada Revenue Agency's income tax returns of farmers operating unincorporated and incorporated farms provide the statistical basis for this publication.

- Subject Matter Contact: Lina Di Piétro (613) 951-3171
- Release date: Winter 2005
- Available free on the Internet



Statistics on Income of Farm Families (21-207-XIE)

This publication provides information on sources and levels of farm and off-farm income for farm families by province, type of farm (based on the North American Industry Classification System) and farm typology (based on age of operator, dependence on farm revenues and income level). Distributional tables on income of farm families are also presented. This publication also includes data highlights and information on concepts, methods and data quality. A relevant article on the story emanating from the data is also featured.

Data from Canada Revenue Agency's income tax returns of farm families operating a single unincorporated farm provide the statistical basis for this publication.

- Subject Matter Contact: Lina Di Piétro (613) 951-3171
- Release date: Winter 2005
- Available free on the Internet



Statistics on Revenues and Expenses of Farms (21-208-XIE)

This publication provides detailed financial information on farm-level revenues, expenses and net operating income by province, type of farm (based on the North American Industry Classification System) and revenue class. Information on the degree of specialization for selected farm types and financial performance indicators of farms by province and by type of farm are also presented. This publication also includes data highlights and information on concepts, methods and data quality. A relevant article on the story emanating from the data is also featured.

Data from Canada Revenue Agency's income tax returns of unincorporated and incorporated farms provide the statistical basis for this publication.

- Subject Matter Contact: Lina Di Piétro (613) 951-3171
- Release date: Winter 2005
- Available free on the Internet



Farm Financial Survey (FFS) (21F0008XIB)

This electronic publication provides detailed regional statistics on the financial structure of Canadian farms. The publication includes balance sheet (assets and liabilities) of farms by region, financial structure by farm type and revenue class, and capital investment and capital sales by region. In addition to presenting highlights from 2004 it also contains historical data.

- Subject Matter Contact: Cindy Heffernan (613) 951-2435
- Release date: December 2005
- Available free on the Internet



Understanding Measurements of Farm Income (21-525-XIE)

This bulletin has been prepared jointly by the Farm Income and Prices Section and Agriculture and Agri-Food Canada. The document describes the different measures of farm income produced by Statistics Canada, the methods by which the measures are constructed, and the uses for which they were designed.

- Subject Matter Contact: Paul Murray (613) 951-0065
- Available free on the Internet
- Available free in print (21-525-XPB)



Farm Product Price Index (21-007-XIB)

This monthly publication presents indexes of the average price received by farmers from the sale of agricultural products. Monthly and annual indexes of total crops, total livestock and overall prices are included for the provinces and Canada. Also sub-indexes for grains, oilseeds, specialty crops, fruits, vegetables, cattle and calves, hogs, poultry, eggs and dairy are provided at the Canada level. This publication also presents data highlights and information on concepts and methods, and data quality.

- Subject Matter Contact: Gail-Ann Breese (204) 983-3445
- Release dates: March 7, March 24, April 26, May 31, June 22, July 26, September 7, September 26, October 24, December 5, 2005 and January 4, January 24, March 8, 2006
- Available free on the Internet

Agriculture Economic Statistics PDF Publications



Net Farm Income—Agriculture Economic Statistics (21-010-XIE)

This publication contains annual data from 1926 to date for net farm income for Canada and the provinces. Data highlights and concepts and methods are also included. In May, annual measures for the previous two calendar years are subject to revision. In November, estimates for the previous three years may be revised. Every five years a historical revision is done based on the results of the Census of Agriculture. Although the data are available in late May and late November, the publication is not completed and released until the following July and January.

- Subject Matter Contact: Marco Morin (613) 951-2074
- Release dates: May 25 and November 25, 2005
- Available free on the Internet



Farm Cash Receipts—Agriculture Economic Statistics (21-011-XIE)

This publication contains annual data from 1926 to date for farm cash receipts for Canada and the provinces. Data highlights and concepts and methods are also included. In May, annual measures for the previous two calendar years are subject to revision. In November, estimates for the previous three years may be revised. Every five years a historical revision is done based on the results of the Census of Agriculture. Although the data are available in late May and late November, the publication is not completed and released until the following July and January.

- Subject Matter Contact: Rita Athwal (613) 951-5022
- Release dates: February 24, May 25, August 25 and November 25, 2005
- Available free on the Internet



Farm Operating Expenses and Depreciation Charges—Agriculture Economic Statistics (21-012-XIE)

This publication contains annual data from 1926 to date for farm operating expenses and depreciation charges for Canada and the provinces. Data highlights and concepts and methods are also included. In May, annual measures for the previous two calendar years are subject to revision. In November, estimates for the previous three years may be revised. Every five years a historical revision is done based on the results of the Census of Agriculture. Although the data are available in late May and late November, the publication is not completed and released until the following July and January.

- Subject Matter Contact: Marco Morin (613) 951-2074
- Release dates: May 25 and November 25, 2005
- Available free on the Internet



Value of Farm Capital—Agriculture Economic Statistics (21-013-XIE)

This publication contains annual data from 1926 to date for the value of farm capital, annual data from 1921 to date for the value per acre of farm land and buildings, and annual data from 1986 to date for the value per head of livestock and poultry, at July 1, for Canada and the provinces. Data highlights and concepts and methods are also included. In May, annual measures for the previous two calendar years are subject to revision. In November, estimates for the previous three years may be revised. Every five years a historical revision is done based on the results of the Census of Agriculture. Although the data are available in late May and late November, the publication is not completed and released until the following July and January.

- Subject Matter Contact: Marco Morin (613) 951-2074
- Release dates: May 25 and November 25, 2005
- Available free on the Internet



Farm Debt Outstanding—Agriculture Economic Statistics (21-014-XIE)

This publication contains annual data from 1971 to date for farm debt outstanding for Canada and the provinces. Data highlights and concepts and methods are also included. In May, annual measures for the previous two calendar years are subject to revision. In November, estimates for the previous three years may be revised. Although the data are available in late May and late November, the publication is not completed and released until the following July and January.

- Subject Matter Contact: Marco Morin (613) 951-2074
- Release dates: May 25 and November 25, 2005
- Available free on the Internet



Direct Payments to Agriculture Producers—Agriculture Economic Statistics (21-015-XIE)

This publication contains annual data from 1971 to date for direct payments to producers for Canada and the provinces. Data highlights, explanatory notes on direct payments to producers and concepts and methods are also included. In May, annual measures for the previous two calendar years are subject to revision. In November, estimates for the previous three years may be revised. Although the data are available in late May and late November, the publication is not completed and released until the following July and January.

- Subject Matter Contact: Rita Athwal (613) 951-5022
- Release dates: February 24, May 25, August 25 and November 25, 2005
- Available free on the Internet



Balance Sheet of the Agricultural Sector—Agriculture Economic Statistics (21-016-XIE)

This publication contains annual data from 1981 to date for the balance sheet of the agricultural sector, at December 31, for Canada and the provinces. Data highlights and concepts and methods are also included. In June, annual measures for the previous two calendar years are subject to revision. In January, estimates for the previous three years may be revised. Every five years a historical revision is done based on the results of the Census of Agriculture. Although the data are available the third week of June and January, the publication is not completed and released until the following July and February.

- Subject Matter Contact: Marco Morin (613) 951-2074
- Release dates: January 19 and June 15, 2005
- Available free on the Internet



Agriculture Value Added Account—Agriculture Economic Statistics (21-017-XIE)

This publication contains annual data from 1981 to date for the value added account for Canada and the provinces. Data highlights and concepts and methods are also included. In June, annual measures for the previous two calendar years are subject to revision. In January, estimates for the previous three years may be revised. Every five years a historical revision is done based on the results of the Census of Agriculture. Although the data are available the third week of June and January, the publication is not completed and released until the following July and February.

- Subject Matter Contact: Marco Morin (613) 951-2074
- Release dates: January 19 and June 15, 2005
- Available free on the Internet



Farm Business Cash Flows—Agriculture Economic Statistics (21-018-XIE)

This publication contains annual data from 1981 to date for the cash flow statement for Canada and the provinces. Data highlights and concepts and methods are also included. In June, annual measures for the previous two calendar years are subject to revision. In January, estimates for the previous three years may be revised. Every five years a historical revision is done based on the results of the Census of Agriculture. Although the data are available the third week of June and January, the publication is not completed and released until the following July and February.

- Subject Matter Contact: Marco Morin (613) 951-2074
- Release dates: January 19 and June 15, 2005
- Available free on the Internet

Farm Product Prices

The Farm Income and Prices Section provides monthly farm product prices on a custom request basis. A wide range of crop and livestock prices by province are available. Data are available by paper, fax, e-mail, diskette, CD-ROM, etc.

- Subject Matter Contact: Gail-Ann Breese (204) 983-3445
- Release date: six weeks following the end of the reference month.

Crops Statistics

The statistical program surrounding the production of crops comprises several surveys of farm operators to estimate the production of field crops, vegetables, fruits, greenhouse and nursery products and honey and maple products. Complete supply-disposition analyses of the major field crops are also available.

Data Products



Field Crop Reporting Series (22-002-XIB)

The eight publications in this series are released throughout the crop year detailing farm stocks of grain, crop area, yield and production. Stock reports detail the farm-held stocks at the provincial level and farm-held plus commercial stocks at the Canada level for major Canadian grains. The first area report contains the planting intentions of producers while the June estimates are made after most of the seeding has been completed. Yields and levels of production by province are estimated twice, based on expectations to the end of harvest, while the November estimate is released after the harvest. Note: An initial release normally published in *The Daily* is also available in fax format.

- Subject Matter Contact: David Burroughs (613) 951-5138
- Release dates: Report No. 1, February 2; Report No. 2, April 21; Report No. 3, May 6; Report No. 4, June 23; Report No. 5, August 26; Report No. 6, September 13; Report No. 7, October 5; and Report No. 8, December 7, 2005
- Available in print (22-002-XPB): Annual Subscription: \$95; Per Issue: \$17
- Available on the Internet: Annual Subscription: \$71; Per Issue: \$12
- Available by fax, see [page 28](#).

•Report No. 1, February 2: Stocks of Canadian Grain at December 31, 2004

Estimated farm stocks at the provincial level and commercial stocks at the national level for the eight major Canadian grains and oilseeds: wheat, oats, barley, rye, flaxseed, canola, corn, and soybeans; and the major special crops: field peas, lentils, mustard seed, sunflower seed and canary seed.

•Report No. 2, April 21: March Intentions of Principal Field Crop Areas, Canada, 2005

The planting intentions of producers for Canadian field crops area at both the national and provincial level. (Wheat, oats, barley, rye, mixed grains, flaxseed, buckwheat, canola, corn, dry peas, soybeans, beans, lentils, mustard seed and sunflower seed.)

•Report No. 3, May 6: Stocks of Canadian Grain at March 31, 2005

Estimated farm stocks at the provincial level and commercial stocks at the national level for the eight major Canadian grains and oilseeds: wheat, oats, barley, rye, flaxseed, canola, corn, and soybeans; and the major special crops: field peas, lentils, mustard seed, sunflower seed and canary seed.

•Report No. 4, June 23: Preliminary Estimates of Principal Field Crop Areas, Canada

The post-seeding estimate of area for Canadian field crops at both the national and provincial level. (Wheat, oats, barley, rye, mixed grains, flaxseed, buckwheat, canola, corn, dry peas, soybeans, beans, lentils, mustard seed and sunflower seed.)

• **Report No. 5, August 26: July 31 Estimate of Production of Principal Field Crops, Canada**

The preharvest estimate of area, yield and production for selected Canadian field crops at both the national and provincial level. (Wheat, oats, barley, rye, mixed grains, flaxseed, canola, and dry peas.)

• **Report No. 6, September 13: Stocks of Canadian Grain at July 31, 2005**

Estimated farm stocks at the provincial level and commercial stocks at the national level for the eight major Canadian grains and oilseeds: wheat, oats, barley, rye, flaxseed, canola, corn, and soybeans; and the major special crops: field peas, lentils, mustard seed, sunflower seed and canary seed.

• **Report No. 7, October 5: September Estimate of Production of Principal Field Crops, Canada, 2005**

The mid harvest estimate of area, yield and production for Canadian field crops at both the national and provincial level. (Wheat, oats, barley, rye, mixed grains, flaxseed, buckwheat, canola, corn, dry peas, soybeans, and lentils.)

• **Report No. 8, December 7: November Estimate of Production of Principal Field Crops, Canada, 2005**

The postharvest estimate of area, yield and production for Canadian field crops at both the national and provincial level. (Wheat, oats, barley, rye, mixed grains, flaxseed, buckwheat, canola, corn, dry peas, soybeans, beans, lentils, mustard seed, sunflower seed, and hay.) Fall seeded area estimates of winter wheat and fall rye are also available.

Crops Small Area Current Data (22F0005XDB)

These data are released annually and contain estimates of area, yield and production of field crops at the subprovincial (crop district) level. All of the major grains are included along with five specialty crops. Geographically, these data are available for Quebec and Ontario in eastern Canada and all of the western provinces. This product is designed for those who need accurate and timely estimates to aid in the analysis of field crops at the crop district level.

- Subject Matter Contact: Dave Roeske (613) 951-0572
- Release date: February 2005
- Annual Subscription: \$225
- Available on paper or electronically by diskette or e-mail

Crops Small Area Historical Data (22F0004XDB)

These data are released annually and contain estimates of area, yield and production of field crops at the subprovincial (crop district) level. All of the major grains from 1976 to 2004 are included along with five specialty crops from 1987 to 2004. Geographically, these data are available for Quebec and Ontario in eastern Canada and all of the western provinces. This product is designed for those who need an accurate historical perspective to aid in the analysis of field crops at the crop district level.

- Subject Matter Contact: Dave Roeske (613) 951-0572
- Release date: February 2005
- Annual Subscription: \$995
- Available on paper or electronically by diskette or e-mail



Cereals and Oilseeds Review (22-007-XIB)



This publication provides current grain marketing data and commentary on the major Canadian cereals, oilseeds, special crops and their products. Detailed supply and disposition analyses are presented along with exports and imports, cash, future and Canadian Wheat Board forecast prices and domestic use data. A monthly situation report provides industry highlights. Annual supplements contain price, grain processing, and storage and movement data, as well as a description of the concepts, methods and sources. Each issue is an up-to-date source of information for grain analysts, traders, agri-business and the farm community.

- Subject Matter Contact: Karen Gray (204) 983-2856
- Release dates: January 20, February 17, March 21, April 21, May 24, June 23, July 21, August 25, September 20, October 20, November 22, December 16, 2005 and January 24, February 23, 2006
- Available on the Internet: Annual Subscription: \$120; Per Issue: \$12



Fruit and Vegetable Production (22-003-XIB)

This semi-annual product is released on the Internet and provides an overview of the Canadian fruit and vegetable production sector. Annual estimates of the area, production and value of the major commercially grown fruit and vegetables are published. For the mushroom growing industry, estimates of area, production, sales, investments and labour costs and employment are available once yearly. Statistics on the tobacco growing sector are collected and released once a year. Note: The first release in crop year will appear in June and will present the cultivated areas from the Fruit and Vegetable Area Survey conducted in May. The second will appear in February and include area, production, and value data for the crop year.

- Subject Matter Contact: Bill Parsons (613) 951-8727
- Release dates: February 11 and June 10, 2005 and February 10, 2006
- Available on the Internet: Annual Subscription: \$50; Per Issue: \$25



Greenhouse, Sod and Nursery Industries (22-202-XIB)

This annual publication provides an overview of the Canadian greenhouse industry. Included are annual estimates of the total area under glass and plastic, months of operation and the total sales. Estimates of employment, labour costs, investments, purchases of plant materials and heating fuel costs are also available. Information on the value of sales of greenhouse vegetables, flowers and ornamental plants are also published, as well as the production of flowers by variety. Also included are estimates on the area, cost of purchases, employment and value of nursery stock and sod. There is also information on the proportion of sales through various channels.

- Subject Matter Contact: Bill Parsons (613) 951-8727
- Release date: April 22, 2005
- Available on the Internet: Price: \$26



Statistical Bulletin: Canadian Potato Production (22-008-XIE)

The three bulletins in this series are released in July, November and January as additional information on the potato crop becomes available. The bulletins contain information at the provincial and national level as to area planted and harvested, average yield, total production, total amount sold, consumed, seeded or fed to livestock, farm price and value.

- Subject Matter Contact: Barbara McLaughlin (902) 893-7251
- Release dates: January 14, July 15, November 18, 2005 and January 13, 2006
- Available free on the Internet



Statistical Bulletin: Production and Value of Honey and Maple Products (23-221-XIB)

This annual bulletin summarizes the production, price and value of honey and maple products, by province. The bulletin is released during the fall of each year.

- Subject Matter Contact: Bill Parsons (613) 951-8727
- Release date: November 18, 2005
- Available free on the Internet

Fax Services

Canola Crush Fax Service (22F0001XFB)

A monthly fax service of data published monthly in the **Cereals and Oilseeds Review (22-007-XPB and 22-007-XIB)** providing total canola crushings and oil and meal production. The service is available by an annual subscription.

- Subject Matter Contact: Les Macartney (613) 951-8714
- Annual Subscription: \$50

Field Crop Reporting Series E-mail/Fax Service (22-002-XFB)

This service provides the complete information published in the **Field Crop Reporting Series (22-002-XPB and 22-002-XIB)**. Delivery is guaranteed on the day of release. The service is available by an annual subscription.

- Subject Matter Contact: David Burroughs (613) 951-5138
- Annual Subscription: \$200

National Supply and Disposition E-mail/Fax Service (22F0002XFB)

An e-mail/fax service providing national supply-disposition tables for the major grains for the following three periods: August to December, August to March and August to July. Data include production, farm and commercial stocks, imports, exports, human food and industrial use and animal feeding. Five years of data are provided. Less detailed data are published monthly in the **Cereals and Oilseeds Review (22-007-XIB)**.

- Subject Matter Contacts: Karen Gray (204) 983-2856 or Susan Anderson (613) 951-3859
- Annual Subscription: \$200

Livestock and Animal Products Statistics

Data Products



Hog Statistics (23-010-XIE) (quarterly)

This publication contains data on the hog industry: inventory on farms, supply and disposition, farm production and prices.

- Subject Matter Contacts: Robert Plourde (613) 951-8716 or Don Cutts (613) 951-2551
- Release dates: February 17, April 28, August 17, October 27, 2005 and February 15, 2006
- Available free on the Internet



Sheep Statistics (23-011-XIE) (semi-annual)

This publication contains data on the sheep industry: inventory on farms, supply-disposition, farm production and prices.

- Subject Matter Contacts: Robert Plourde (613) 951-8716 or Don Cutts (613) 951-2551
- Release dates: February 17, August 17, 2005 and February 15, 2006
- Available free on the Internet



Cattle Statistics (23-012-XIE) (semi-annual)

This publication contains data on the cattle industry: inventory on farms, supply and disposition, farm production, inventory by farm type and prices.

- Subject Matter Contacts: Robert Plourde (613) 951-8716 or Don Cutts (613) 951-2551
- Release dates: February 17, August 17, 2005 and February 15, 2006
- Available free on the Internet



The Dairy Review (23-001-XIB)

This publication is a statistical summary of the dairy situation in Canada and the provinces, including farm sales of milk for fluid and manufacturing purposes; cash receipts from farm sales; and production and stocks of creamery butter, cheddar cheese and other dairy products and by-products.

- Subject Matter Contact: Kim Boyuk (613) 951-2510
- Release dates: February 14, May 13, August 15, November 15, 2005 and February 14, 2006
- Available on the Internet: Annual Subscription: \$96; Per Issue: \$29



Poultry and Egg Statistics (23-015- XIE)

This publication provides provincial and national level data on the production, disposition and value of chicken, turkeys and eggs. Data are also available on the average price of eggs sold for table consumption, the per capita disappearance of poultry meat and eggs, the production of processed eggs and the stocks of

frozen and dried eggs.

- Subject Matter Contact: Debbie Dupuis (613) 951-2553
- Release dates: March 3, May 26, August 30 and November 29, 2005
- Available free on the Internet



Stocks of Frozen and Chilled Meats (23-009-XIE)

This monthly bulletin provides detailed data on the stocks of frozen beef, pork, veal, mutton, lamb and fancy meats in Canada, by region, for domestic and imported supplies.

- Subject Matter Contact: Barbara McLaughlin (902) 893-7251
- Release dates: January 27, February 24, March 31, April 28, May 26, June 30, July 28, August 25, September 29, October 27, November 24, December 22, 2005 and January 26, February 23, 2006
- Available free on the Internet



Alternative Livestock on Canadian Farms (23-502-XIE)

This publication highlights twelve species of livestock found on Canadian farms that are not reported as part of the Livestock and Animal Products Section's ongoing program. Using information from the five Censuses of Agriculture from 1981 to 2001, it gives the number of animals reported, the number of farms they are reported on, the average number per farm and the percentage change from one census period to the next, by province.

- Subject Matter Contact: Barbara McLaughlin (902) 893-7251
- Last release date: October 2002
- Available free on the Internet



Fur Statistics (23-013-XIE)

This publication contains data on the fur industry: fur inventories and values by type, supply-disposition, as well as import and export data.

- Subject Matter Contact: Bernadette Alain (902) 893-7251
- Release dates: April 26 and August 16, 2005.
- Available free on the Internet



Aquaculture Statistics (23-222-XIE)

This series estimates the sources of economic output, records product inputs, derives gross value added and displays selected primary inputs. Complimenting the value added are production and value estimates by species and province, as well as export data.

- Subject Matter Contact: Debbie Dupuis (613) 951-2553
- Release date: October 19, 2005
- Available free on the Internet



Livestock Feed Requirements Study (23-501-XIE)

This study, done in consultation with provincial livestock specialists, estimates the per animal and total provincial livestock feed requirements for grain, pasture, and harvested roughages by various species.

- Subject Matter Contact: Barbara McLaughlin (902) 893-7251
- Last release date: January 2003
- Available free on the Internet

Food Statistics

Canada Food Stats (23F0001XCB)



Canada Food Stats is an easy-to-use **CD-ROM** that provides access to a broad spectrum of food statistics and indicators. It contains information on per capita food consumption and food prices, nutrition, supply and demand, as well as data on the food industry, processing, employment, productivity, trade and much more.

This product, developed by Statistics Canada's Agriculture Division in co-operation with Agriculture and Agri-Food Canada, contains 67 formatted tables with up to 40 years of data in some cases, along with topical analyses. There are also a number of data sets available for the provinces, along with selected quarterly and monthly statistics. It is an invaluable research tool for nutritionists, food industry analysts, market researchers, or consumers who are just looking for reliable data on food.

- Subject Matter Contact: Kim Boyuk (613) 951-2510; foodstats@statcan.ca
- Release dates: June 24 and November 25, 2005
- Available on CD-ROM: Annual Subscription: \$129; Per Issue: \$81
- Summary data available on the Internet for free in *Food Statistics* (21-020-XIE)



Food Statistics (21-020-XIE)

This publication contains information on food consumption, food prices and nutrition, as well as data on the food industry, processing, employment, productivity and trade.

- Subject Matter Contact: Kim Boyuk au (613) 951-2510
- Release dates: May 26 and October 18, 2005
- Available free on the Internet

Please note the following publications have been discontinued by the Livestock Section.

Food Consumption in Canada, Part I (32-229-XIB)



This publication contains 15 years of annual supply, disposition, and per capita disappearance data for the following food groups: cereals, sugars and syrups, pulses and nuts, beverages, dairy products and by-products, poultry, eggs and meats. The data tables and related analytical information for all commodities from both Part I and II are included in both publications. The last issue contains data from 1988 to 2002.

- Subject Matter Contact: Kim Boyuk au (613) 951-2510
- Last release date: June 12, 2003
- Available on the Internet: \$26
- Status: Discontinued

Food Consumption in Canada, Part II (32-230-XIB)



This publication contains 15 years of annual supply, disposition and per capita disappearance data for the following food groups: oils and fats, fruits, vegetables, juice and fish. The data tables and related analytical information for all commodities from both Part I and II are included in both publications. The last issue contains data from 1988 to 2002.

- Subject Matter Contact: Kim Boyuk au (613) 951-2510
- Last release date: October 31, 2002
- Available on the Internet: \$26
- Status: Discontinued

Livestock Statistics (23-603-XIE)



The last release contains data from 1976 to 2002 for major livestock series: cattle and calves, hogs, sheep, lambs and wool, furs, trade and prices, stocks of frozen meats and apparent per capita meat consumption. Notes on the concepts, methods and data highlights are also included.

- Subject Matter Contact: Don Cutts (613) 951-2551
- Last release date: March 5, 2003
- Available on the Internet: \$34
- Status: Discontinued

Statistical Bulletin: Production of Eggs (23-003-XIB)



This monthly bulletin provides provincial and national level estimates on the number of layers, rates of lay, egg production, farm prices, eggs sold for consumption and those used by producers, leakers and rejects, processed eggs, placements of laying chicks, and average prices of eggs sold for consumption.

- Subject Matter Contact: Debbie Dupuis (613) 951-2553
- Last release date: February 2005
- Available free on the Internet
- Status: Discontinued

Spatial Analysis and Geomatics Applications (SAGA)

The Spatial Analysis and Geomatics Applications (SAGA) Section provides a variety of products and services using the tools and methodologies of digital image analysis (remote sensing) and geographic information systems (GIS). The program includes operational agricultural and environmental applications, custom mapping, satellite image analysis and geomatics services. These remote sensing and geostatistical products and services are available on a cost-recovery or fee-for-services basis.

Agricultural and Environmental Remote Sensing / GIS Applications

The SAGA team has considerable experience and expertise in developing operational remote sensing and integrated geographic information processing applications. The data and products generated by SAGA are available to clients as hard-copy maps or in electronic formats. Some major SAGA application programs include:

- **Crop Condition Assessment Program (CCAP).** The CCAP is a near-real time, value-added product that is available via the Internet. Throughout the agricultural growing season, the CCAP provides weekly crop condition analysis of western Canada based on the low-resolution digital satellite data. This subscription service produces timely, quantitative and objective crop condition information at the provincial, census agricultural region, township and rural municipality levels. The weekly interactive information package includes colour images and maps, graphs, tables and an experimental spring wheat yield model.
- **Customized Mapping Applications: *Canadian Agriculture at a Glance*.** SAGA prepared all of the maps published in *Canadian Agriculture at a Glance* (96-325-XPB). All maps are in full colour and available in either paper or electronic format. Standard and custom mapping services are provided by SAGA to clients on a routine basis.
- **Cartographic Boundary File: *Agricultural Ecumene of Canada, 2001*.** This cartographic boundary file delineates areas of significant agricultural activity in Canada based on the 2001 Census of Agriculture data. An agricultural ecumene is used for displaying agricultural data and limits data presentation to recognized areas of agricultural significance. The 2001 agricultural ecumene was delineated to represent data at the census division level of geography. Ecumene pockets exist in all census divisions for which data are published by the Census of Agriculture. Where data have been suppressed for confidentiality reasons, ecumene pockets in these census divisions have been eliminated. Data collected from census farms are reported in the ecumene pocket of a neighbouring census division. A list of geographic amalgamations can be obtained by contacting User Services, Census of Agriculture ([see p. 13](#)).

These products are available in:

ARC/INFO® Export; Coordinates: Lambert, Lat./Long.
Medium: CD-ROM

- **Cartographic Boundary File: *Census Agricultural Region (CAR)*.** A census agricultural region is a subprovincial geographic area used by the Census of Agriculture for disseminating agricultural statistics. In all provinces except Prince Edward Island and Saskatchewan, a census agricultural region is a contiguous grouping of census divisions. In Saskatchewan, census agricultural regions are groupings of adjacent census consolidated subdivisions, but these groupings do not necessarily respect census division boundaries. Census agricultural regions have not been defined for Prince Edward Island, the Yukon, the Northwest Territories or Nunavut. In the Prairies, census agricultural regions are commonly referred to as crop districts.

These products are available in:

ARC/INFO® Export; Coordinates: Lambert, Lat./Long.
Medium: CD-ROM

Research and Development

Ongoing research and development is an important component of the SAGA program. As with the custom mapping and spatial data analysis programs, outputs of SAGA's research and development efforts are often available to its clients. Current projects include:

- development of Canadian national land-cover/land-use change statistics and maps using geomatics technologies
- crop condition assessments using high resolution satellite data.
- early season forecast of western Canada's spring wheat yield using NOAA digital satellite data
- land-use and land-use change analysis from high-resolution digital satellite imagery
- geographic information database design and implementation
- use of satellite remote sensing for construction of statistical area sampling frames (ASF)
- the use of digital radar satellite data for land-use and crop monitoring
- geostatistical integration of database software/hardware systems

Other Available Services and Applications

- development of interactive geomatic applications for the Internet
- remote sensing/geographic information system integration and custom mapping
- crop area estimation and area sample frame (ASF) construction using geomatics technologies
- crop yield estimation by user defined statistical units such as risk areas and management districts
- spatial and statistical data integration
- remote sensing/geographic information system consulting and training
- specialized geomatics research and methodology development

For more information, please contact:

Gordon Reichert (613) 951-3872

Fax: (613) 951-3868

Get More from Your Agricultural Statistics Program

A strategic initiative of the Agriculture Division is to enhance analytical work to address issues of public interest related to the agri-food industry in Canada.

A Research and Analysis Working Group within the Division has a mandate to:

- Identify and promote the breadth of topical issues related to agriculture from the farm to the agri-food industry levels, touching on such areas as health, the environment, and rural communities;
- Facilitate short paper research initiatives to enhance public knowledge on topical issues; and
- Increase media relations by profiling research initiatives

The following publications are the vehicles used to communicate the analytical work of the Agriculture Division.

VISTA on the Agri-Food Industry and the Farm Community



VISTA on the Agri-Food Industry and the Farm Community (21-004-XIE) (21-004-XPB)



VISTA is a newsletter for users of agriculture statistics. Each issue contains one or two articles highlighting statistical insights on themes relating to agriculture, food and rural issues.

- Subject Matter Contact: Mike Trant au (613) 951-2859
- Release dates for 21-004-XPB: Occasional
- Release dates for 21-004-XIE: ad hoc throughout the year
- Available free on the Internet (21-004-XIE)

Farming Facts



Farming Facts 2002 (21-522-XIE)



This publication presents, in graphic, tabular and textual form a variety of information produced by Statistics Canada for the agricultural community. This edition highlights the results of the 2001 Census of Agriculture and other agriculture surveys.

- Subject Matter Contact: Cindy Heffernan (613) 951-2435
- Release date: March 2003
- Available free on the Internet (21-522-XIE) or on paper (21-522-XPE)

Rural and Small Town Canada Analysis Bulletin



Rural and Small Town Canada Analysis Bulletin (21-006-XIE)



Statistics Canada has launched an occasional bulletin series to document the structure and trends in rural Canada. The objective is to provide baseline information for national and provincial discussions of rural issues and to provide a baseline with which local communities can compare their situations.

List of published bulletins:

Vol. 1, No. 1	Rural and Small Town Population is Growing in the 1990s	Robert Mendelson and Ray D. Bollman
Vol. 1, No. 2	Employment Patterns in the Non-Metro Workforce	Robert Mendelson
Vol. 1, No. 3	The Composition of Business Establishments in Smaller and Larger Communities in Canada	Robert Mendelson
Vol. 1, No. 4	Rural and Urban Household Expenditure Patterns for 1996	Jeff Marshall and Ray D. Bollman
Vol. 1, No. 5	How Far to the Nearest Physician?	Edward Ng, Russell Wilkins, Jason Pole and Owen B. Adams
Vol. 1, No. 6	Factors Associated with Local Economic Growth	Ray D. Bollman
Vol. 1, No. 7	Computer Use and Internet Use by Members of Rural Households	Margaret Thompson-James
Vol. 1, No. 8	Geographical Patterns of Socio-Economic Well-Being of First Nations Communities	Robin P. Armstrong
Vol. 2, No. 1	Factors Associated with Female Employment Rates in Rural and Small Town Canada	Esperanza Vera-Toscano, Euan Phimister and Alfons Weersink
Vol. 2, No. 2	Population Structure and Change in Predominantly Rural Regions	Roland Beshiri and Ray D. Bollman
Vol. 2, No. 3	Rural Youth Migration between 1971 and 1996	Juno Tremblay
Vol. 2, No. 4	Housing Conditions in Predominantly Rural Regions	Carlo Rupnik, Juno Tremblay and Ray D. Bollman
Vol. 2, No. 5	Measuring Economic Well-Being of Rural Canadians Using Income Indicators	Carlo Rupnik, Margaret Thompson-James and Ray D. Bollman
Vol. 2, No. 6	Employment Structure in Rural and Small Town Canada: An Overview	Roland Beshiri
Vol. 2, No. 7	Employment Structure and Growth in Rural and Small Town Canada: The Primary Sector	Roland Beshiri
Vol. 2, No. 8	Employment Structure and Growth in Rural and Small Town Canada: The Manufacturing Sector	Roland Beshiri

Vol. 3, No. 1	Employment Structure and Growth in Rural and Small Town Canada: The Producer Services Sector	Roland Beshiri
Vol. 3, No. 2	Urban Consumption of Agricultural Land	Nancy Hofmann
Vol. 3, No. 3	Definitions of Rural	Valerie du Plessis, Roland Beshiri and Ray D. Bollman
Vol. 3, No. 4	Employment in Rural and Small Town Canada: An Update to 2000	Neil Rothwell
Vol. 3, No. 5	Information and Communication Technologies in Rural Canada	Louise McLaren
Vol. 3, No. 6	Migration to and from Rural and Small Town Canada	Neil Rothwell, Ray D. Bollman, Juno Tremblay and Jeff Marshall
Vol. 3, No. 7	Rural Income Disparities in Canada: A Comparison Across the Provinces	Vik Singh
Vol. 3, No. 8	Seasonal Variation in Rural Employment	Neil Rothwell
Vol. 4, No. 1	Part-time Employment in Rural Canada	Justin Curto and Neil Rothwell
Vol. 4, No. 2	Immigrants in Rural Canada	Roland Beshiri and Emily Alfred
Vol. 4, No. 3	The Gender Balance of Employment in Rural and Small Town Canada	Justin Curto and Neil Rothwell
Vol. 4, No. 4	The Rural/Urban Divide is Not Changing: Income Disparities Persist	Alessandro Alasia and Neil Rothwell
Vol. 4, No. 5	Rural and Urban Educational Attainment: An Investigation of Patterns and Trends, 1981-1996	Alessandro Alasia
Vol. 4, No. 6	The Health of Rural Canadians: A Rural-Urban Comparison of Health Indicators	Verna Mitura and Ray D. Bollman
Vol. 4, No. 7	Rural Economic Diversification: A Community and Regional Approach	Marjorie Page and Roland Beshiri
Vol. 4, No. 8	More than just Farming: Employment in Agriculture and Agri-Food in Rural and Urban Canada	Barbara Keith
Vol. 5, No. 1	Factors Associated with Household Internet Use	Vik Singh
Vol. 5, No. 2	Mapping the Socio-Economic Diversity of Rural Canada	Alessandro Alasia
Vol. 5, No. 3	Health status and behaviours of Canada's youth: A rural-urban comparison	Verna Mitura and Ray Bollman
Vol. 5, No. 4	Immigrants in rural Canada: 2001 update	Roland Beshiri
Vol. 5, No. 5	Self-employment activity in rural Canada	Valerie du Plessis

Vol. 5, No. 6	Occupational patterns within industry groups: A rural-urban comparison	Erik Magnusson and Alessandro Alasia
Vol. 5, No. 7	The rural-urban income gap within provinces: An update To 2000	Vik Singh
Vol. 5, No. 8	Tourism employment in rural Canada	Roland Beshiri
Vol. 6, No. 1	The loss of dependable agricultural land in Canada	Nancy Hofmann, Giuseppe Filoso and Mike Schofield
Vol. 6, No. 2	Occupational skill level: The divide between rural and urban Canada	Alessandro Alasia and Erik Magnusson

- Subject Matter Contact: Ray D. Bollman (613) 951-3747
- Available free on the Internet



Rural and Small Town Canada: An Overview (21F0018XIE)

This slide presentation provides a profile of basic structures and trends in rural and small town Canada.

- Subject Matter Contact: Ray D. Bollman (613) 951-3747
- Available free on the Internet

Agriculture and Rural Working Paper Series

The Agriculture Division publishes working papers on research, analytical results, statistical techniques, methods and concepts. Contact the Agriculture Division by calling toll-free 1 800 465-1991 to order your copy.

No. 1	(21-601-MPE80001)	A Description of Theil's RMPSE Method in Agricultural Statistical Forecasts (1980)	Stuart Pursey
No. 3	(21-601-MPE81003)	A Review of the Livestock Estimating Project with Recommendations for the Future (1981)	Bernard Rosien and Elizabeth Leckie
No. 4	(21-601-MPE84004)	An Overview of the Canadian Oilseed Industry (1984)	Glenn Lennox
No. 5	(21-601-MPE84005)	Preliminary Analysis of the Contribution of Direct Government Payments to Realized Net Farm Income (1984)	Lambert Gauthier
No. 6	(21-601-MPE84006)	Characteristics of Farm Entrants and their Enterprises in Southern Ontario for the Years 1966 to 1976 (1984)	Jean B. Down
No. 7	(21-601-MPE84007)	A Summary of Commodity Programs in the United States (1984)	Allister Hickson
No. 8	(21-601-MPE84008)	Prairie Summerfallow Intensity: An Analysis of 1981 Census Data (1984)	Les Macartney
No. 9	(21-601-MPE85009)	The Changing Profile of the Canadian Pig Sector (1985)	Mike Shumsky
No. 10	(21-601-MPE86010)	Revisions to the Treatment of Imputed House Rents in the Canadian Farm Accounts, 1926-1979 (1986)	Mike Trant
No. 11	(21-601-MPE92011)	The Ratio Estimator: an Intuitive Explanation and Its Use in Estimating Agriculture Variables (1992)	François Maranda and Stuart Pursey
No. 12	(21-601-MPE91012)	The Impact of Geographic Distortion Due to the Headquarters Rule (1991)	Rick Burroughs
No. 13	(21-601-MPE91013)	The Quality of Agriculture Data—Strengths and Weaknesses (1991)	Stuart Pursey
No. 14	(21-601-MPE92014)	Alternative Frameworks for Rural Data (1992)	A.M. Fuller, Derek Cook and Dr. John Fitzsimons
No. 15	(21-601-MPE93015)	Trends and Characteristics of Rural and Small Town Canada (1993)	Brian Biggs, Ray Bollman and Michael McNames
No. 16	(21-601-MPE92016)	The Microdynamics and Farm Family Economics of Structural Change in Agriculture (1992)	Phil Ehrensaft and Ray Bollman
No. 17	(21-601-MPE93017)	Grains and Oilseeds Consumption by Livestock and Poultry, Canada and Provinces 1992	Livestock and Animal Products Section
No. 18	(21-601-MPE94018)	Trends and Patterns of Agricultural Structural Change: Canada/US Comparison	Ray Bollman, Leslie A. Whitener and

No. 19	(21-601-MPE94019)	Farm Family Total Income by Farm Type, Region and Size for 1990 (1994)	Saiyed Rizvi, David Culver, Lina Di Piéto and Kim O'Connor
No. 20	(21-601-MPE91020)	Adjustment in Canadian Agriculture (1994)	George McLaughlin
No. 21	(21-601-MPE93021)	Microdynamics of Farm Size Growth and Decline: A Canada-United States Comparison	Fred Gale and Stuart Pursey
No. 22	(21-601-MPE92022)	The Structures of Agricultural Household Earnings in North America: Positioning for Trade Liberalization	Leonard Apedaile, Charles Barnard, Ray Bollman and Blaine Calkins
No. 23	(21-601-MPE92023)	Potatoes: A Comparison of Canada/USA Structure	Glenn Zepp, Charles Plummer and Barbara McLaughlin
No. 24	(21-601-MPE94024)	Farm Structure Data: A US-Canadian Comparative Review	Victor J. Oliveira, Leslie A. Whitener and Ray Bollman
No. 25	(21-601-MPE94025)	Grain Marketing Statistics Statistical Methods Working Paper Version 2	Karen Gray
No. 26	(21-601-MPE94026)	Farm Business Performance: Estimates from the Whole Farm Database	W. Steven Danford
No. 27	(21-601-MPE94027)	An Attempt to Measure Rural Tourism Employment	Brian Biggs
No. 28*	(21-601-MIE1995028)	Delineation of the Canadian Agricultural Ecumene for 1991	Timothy J. Werschler
No. 29	(21-601-MPE95029)	Mapping the Diversity of Rural Economies: A Preliminary Typology of Rural Canada	Liz Hawkins
No. 30*	(21-601-MIE1996030)	Structure and Trends of Rural Employment: Canada in the Context of OECD Countries	Ron Cunningham and Ray D. Bollman
No. 31*	(21-601-MIE1996031)	A New Approach to Non-CMA/CA Areas	Linda Howatson-Leo and Louise Earl
No. 32	(21-601-MPE96032)	Employment in Agriculture and Closely Related Industries in Rural Areas: Structure and Change 1981-1991	Sylvain Cloutier
No. 33*	(21-601-MIE1998033)	Hobby Farming – For Pleasure or Profit?	Stephen Boyd
No. 34*	(21-601-MIE1998034)	Utilization of Document Imaging Technology By the 1996 Canadian Census of Agriculture	Mel Jones and Ivan Green
No. 35*	(21-601-MIE1998035)	Employment patterns in non-metro Canada	Robert Mendelson
No. 36*	(21-601-MIE1998036)	Rural and small town population is growing in the 1990s	Robert Mendelson and Ray D. Bollman
No. 37*	(21-601-MIE1998037)	The Composition of Business Establishments in Smaller and Larger Communities in Canada	Robert Mendelson
No. 38*	(21-601-MIE1998038)	Off-farm Work by Census-farm Operators: An Overview of Structure and Mobility Patterns	Michael Swidinsky, Wayne Howard and Alfons Weersink

No. 39*	(21-601-MIE1999039)	Human Capital and Rural Development: What Are the Linkages?	Ray D. Bollman
No. 40*	(21-601-MIE1999040)	Computer Use and Internet Use by Members of Rural Households	Margaret Thompson-James
No. 41*	(21-601-MIE1999041)	RRSP Contributions by Canadian Farm Producers in 1994	Marco Morin
No. 42*	(21-601-MIE1999042)	Integration of Administrative Data with Survey and Census Data	Michael Trant and Patricia Whitridge
No. 43*	(21-601-MIE2001043)	The Dynamics of Income and Employment in Rural Canada: The Risk of Poverty and Exclusion	Esperanza Vera-Toscano, Euan Phimister and Alfons Weersink
No. 44*	(21-601-MIE2001044)	Rural youth migration between 1971 and 1996	Juno Tremblay
No. 45*	(21-601-MIE2001045)	Measuring Economic Well-Being of Rural Canadians Using Income Indicators	Carlo Rupnik, Margaret Thompson-James and Ray D. Bollman
No. 46*	(21-601-MIE2001046)	The Geographical Patterns of Socio-Economic Well-Being of First Nations Communities in Canada	Robin P. Armstrong
No. 47*	(21-601-MIE2001047)	Distribution and Concentration of Canadian Livestock	Martin S. Beaulieu
No. 48*	(21-601-MIE2001048)	Intensive Livestock Farming: Does Farm Size Matter?	Martin S. Beaulieu
No. 49*	(21-601-MIE2001049)	Agriculture Statistics for Rural Development	Ray D. Bollman
No. 50*	(21-601-MIE2001050)	Rural and Small Town Employment: Structure by Industry	Roland Beshiri and Ray D. Bollman
No. 51*	(21-601-MIE2001051)	Working Time: How Do Farmers Juggle with it and How has it Impacted their Family Total Income	Sylvain Cloutier
No. 52*	(21-601-MIE2002052)	Growers of Genetically Modified Grain Corn and Soybeans in Quebec and Ontario: A Profile	Bernard Hategekimana
No. 53*	(21-601-MIE2002053)	Integration of Canadian and U.S. Cattle Markets	Rita Athwal
No. 54*	(21-601-MIE2002054)	Genetically Modified Grain Corn and Soybeans in Quebec and Ontario in 2000 and 2001	Bernard Hategekimana
No. 55*	(21-601-MIE2002055)	Recent Migration Patterns in Rural and Small Town Canada	Neil Rothwell, Ray D. Bollman, Juno Tremblay and Jeff Marshall
No. 56*	(21-601-MIE2002056)	Performance in the Food Retailing Segment of the Agri-Food Chain	David Smith and Micheal Trant

No. 57*	(21-601-MIE2002057)	Financial Characteristics of Acquired Firms in the Canadian Food Industry	Martin S. Beaulieu
No. 58*	(21-601-MIE2002058)	Provincial Trade Patterns	Marjorie Page
No. 59*	(21-601-MIE2002059)	An Analysis of Profits within the Canadian Food Processing Sector	Rick Burroughs and Deborah Harper
No. 60*	(21-601-MIE2002060)	Rural Diversification	Marjorie Page
No. 61*	(21-601-MIE2002061)	Definitions of "Rural"	Valerie du Plessis, Roland Beshiri and Ray D. Bollman
No. 62*	(21-601-MIE2003062)	A Geographic Profile of Canadian Livestock, 1991-2001	Martin S. Beaulieu and Frédéric Bédard
No. 63*	(21-601-MIE2003063)	Sub-provincial income disparity in Canada: Evidence from 1992 to 1999	Alessandro Alasia
No. 64*	(21-601-MIE2003064)	Canada-Mexico agricultural economies and trade Under closer North American relations	Verna Mitura
No. 65*	(21-601-MIE2003065)	Computer Technology Adoption by Canadian Farm Businesses: An Analysis Based on the 2001 Census of Agriculture	Jean Bosco Sabuhoro and Patti Wunsch
No. 66*	(21-601-MIE2004066)	Factors Associated with Household Internet Use in Canada, 1998-2000	Vik Singh
No. 67*	(21-601-MIE2004067)	Mapping the Socio-Economic Diversity of Rural Canada: A Multivariate Analysis	Alessandro Alasia
No. 68*	(21-601-MIE2004068)	The Effect of FDI on Agriculture and Food Trade: An Empirical Analysis	W.H. Furtan and J.J. Holzman
No. 69*	(21-601-MIE2004069)	Canada's beef cattle sector and the impact of BSE on farm family income	Verna Mitura and Lina Di Piéto
No. 70*	(21-601-MIE2004070)	Measuring industry concentration in Canada's food processing sectors	Darryl Harrison and James Rude
No. 71*	(21-601-MIE2004071)	Trends in Non-farm Self-employment Activity for Rural Women	Valerie du Plessis

No. 72*	(21-601-MIE2004072)	The Redesign of the Canadian Farm Product Price Index	Andy Baldwin
---------	---------------------	---	--------------

* Available at www.statcan.ca/english/IPS/Data/21-601-MIE.htm

Products and Services Related to Agriculture

2001 Agriculture Community Profiles (94F0047XIE)

The Agriculture Community Profiles provide free access to Statistics Canada's 2001 Census of Agriculture data for most communities (cities, towns, villages, Indian reserves and settlements, etc.), at the geographic level of the census division and census agricultural region. The profiles include agricultural statistics on population and farm operators, land use and land practices, farm finances, crops and horticulture, and livestock. Additional information is provided on data quality, definitions, concepts, terminology, as well as links to other agricultural data, products and services available at Statistics Canada.

- Subject Matter Contact: Gordon Reichert (613) 951-3872
- Available free on the Internet

CANSIM Data Base

CANSIM is Statistics Canada's corporate computerized data base network and information retrieval service. In total the CANSIM database contains over 25 million time series collected from subject matter sources throughout Statistics Canada and from outside sources such as the Bank of Canada. Currently 22,227 time series from Agriculture Division are on CANSIM.

On-Line Access to CANSIM

Complete sets or subsets of the CANSIM database are available to the private and public sectors from various commercial distributors under licence to Statistics Canada. CANSIM is also accessible on the Statistics Canada Internet site at www.statcan.ca.

CANSIM University Base

The entire CANSIM database is available to university and college subscribers via Internet delivery from a university distributor. Use of the database is restricted to educational institutions for the purposes of teaching and academic research. Most of the 22,227 agriculture time series are also available through the University Base Internet service.

More information about CANSIM products and services can be obtained from any Statistics Canada Regional Reference Centre.



Learning Resources and E-STAT

The *Learning resources* section of Statistics Canada's website at www.statcan.ca is designed specifically for educators. It has separate entrances for K-12 students and teachers and for the post secondary community. It brings together a vast array of useful resources: teaching tools by subject, data and content and to support curriculum, and the E-STAT interactive learning tool. Over 200 lesson plans are available, listed for 17 subjects that include agriculture. Educators can access free workshops and support given by five regional education representatives across Canada.



For more information, visit www.statcan.ca and click on *Learning resources* on the left side-bar or contact your regional education representative directly:

- Atlantic Canada - Stephanie Bush, Halifax
stephanie.bush@statcan.ca, (902) 426-4881
- Quebec - Yves Saint-Pierre, Montréal
yves.saint-pierre@statcan.ca, (514) 496-8429
- Ontario - Sunita Kossta, Toronto
sunita.kossta@statcan.ca, (416) 973-6574
- Prairies, N.W.T. and Nunavut - Danielle Rondeau, Regina
danielle.rondeau@statcan.ca, (306) 780-7445
- British Columbia and Yukon - Marion Smith, Vancouver
marion.smith@statcan.ca, (604) 666-1148

E-STAT

E-STAT is Statistics Canada's interactive teaching and learning tool for the education community. First produced in 1992, **E-STAT** offers an enormous warehouse of reliable and timely statistics about Canada and its ever-changing people. **E-STAT** is available free online to educational institutions that register.

Using over 2,000 CANSIM multidimensional tables as well as census data, both recent and historical, **E-STAT** brings data to life in colourful graphs and maps. Everyone in the classroom can quickly trace developments over time and pick up on emerging trends.

E-STAT comes with a host of curriculum-relevant activities developed by educators for senior elementary and up. With the institution's username and password, teachers and students can access **E-STAT** from their own home. **E-STAT** is now more convenient, easier and faster to use than ever before!

What's new in 2004/2005?

- We have added new graphical output formats that are used in math curricula: histograms and 7-number box and whisker plots.
- A new option allows you to regenerate output without the top and side menus appearing.
- The annual updating of CANSIM tables was done in early July, 2004.

Other key features

- All articles from **Canadian Social Trends** since the winter 1998 issue
- Content from **Human Activity and the Environment 2000 and annual updates**
- All articles from **Health Reports** since 1995
- Selected articles from **Juristat**

Join the 10,200 Canadian educational institutions already enjoying this multi-purpose learning tool. Easy-to-use, incredibly thorough and dynamic, **E-STAT** spurs students on to discover Canada - past, present ... and even future!

Visit **E-STAT** at www.statcan.ca, under *Learning Resources* on the left menu bar.

International Trade Information

Statistics Canada has information on all commodities imported into or exported out of Canada. Every year more than 20 million import and export documents are processed. The information collected is used to produce the official database of Canada's international trade.

Every month data are produced on the quantity and value of more than 18,000 commodities coming from, or destined to, over 200 countries. They can be used to determine market shares, identify foreign and domestic market trends, monitor Canada's trading status, examine transportation implications, and monitor price and volume of traded goods. Monthly, quarterly or annual data are provided at the most detailed level or aggregated to provide a broad picture. Trade data are compiled, analyzed and released monthly. Data for a given month are, on average, available within 45 days after the end of the reference period.

Data Products

World Trade Atlas®—Canada Edition (WTA—CE)

The **WTA—CE** is a product from the International Trade Division of Statistics Canada and Global Trade Information Services Inc. It contains Canada's trade activity with the rest of the world.

Product Features

- Canadian merchandise trade data with over 250 trading partners
- Over 8 years of the most recent monthly data
- Over 18,000 import and 6,000 export commodities
- Detailed Harmonized System (HS) exports and imports data at the HS-8 and HS-10 digit level respectively
- National, provincial, territory and U.S. state detail
- Currency conversion
- Value, quantity, average price
- Monthly, quarterly, biannual and annual series
- Country, province/territory, and product groups

The **WTA—CE** also offers: drill down/drill up capabilities from low level to high level of detail; powerful graphing capabilities; sort and "Top/Bottom" reporting functions; keyword searchable fields; easy export of data for use in other applications; and online help.

World Trade Analyzer

The **World Trade Analyzer** shows merchandise trade flows between member countries of the United Nations.

Product Features

- Compare and analyze trade statistics for producing and consuming nations
- Search by keyword
- Create tables
- Drill down and aggregate hierarchical data
- Find detail and aggregate hierarchical data
- Graph results
- Export findings to other applications

Highlights

- Examine more than 600 commodities at the Standard International Trade Classification (SITC, revision 2) 4-digit level
- Access annual data from 1985 at the SITC 4-digit level
- Trace the activities of more than 180 global trading partners
- Track commodity exports and imports, determine market potential, and identify trends
- Find top producing and top consuming nations
- View data in 14 different currencies

A toll-free technical support Help Line is available to all clients.

Custom Services

Trade data

Get Canadian or World trade data tabulated just the way you want it! Trade information is available at various levels of detail on an ongoing or one-time basis.

Trade data that are available

Canadian

- Over 30 years of data
- HS-based monthly data from 1988 to date
- 18,000 import commodities (HS, 10-digit level)
- 6,000 export commodities (HS, 8-digit level)
- Over 18 variables
- Over 180 trading partners
- North American Industrial Classification System (NAICS)
- Data prior to 1988 (other classifications)

World

- Adjusted UN data from 1970 to date
- Over 600 commodities (SITC, rev. 2, 4-digit level)

Weight of Exported and Imported Commodities data

Discover the weight of specific goods entering and leaving Canada, the mode of transportation (marine, rail, road or air) used, which shipping routes are the busiest and much more. This kind of information will help carry out market analysis, evaluate infrastructure needs, measure market share and formulate policy. Information is available back to 1994.

Weight variables can be combined with other international trade variables, including:

- mode of transportation
- value
- quantity
- imports: country of origin or export
- imports: port or province of clearance
- exports: province of origin
- exports: country or state (United States) of destination
- dutiable/non-dutiable status of imported commodities
- duty collected on imports

A Profile Of Canadian Exporters (65-506-XIE)

This publication presents statistics, derived from the Exporter Registry, on exporting establishments starting in 1993. This publication provides information on the number of exporters and the value of their domestic

exports by industry, exporter size, destination and province of residence. In addition, it also carries employment statistics of exporting establishments for the most current year available.

To order or to get more information, contact Statistics Canada's International Trade Division.

Marketing and Client Services Section
Telephone: 1 800 294-5583 or (613) 951-9647
Fax: (613) 951-0117

Geography Products and Services

The Geography Division maintains a spatially referenced geographic database in support of the Censuses of Population and Agriculture, the Standard Geographical Classification and other Statistics Canada programs. The Division also develops geographical concepts, delineates geographic areas, publishes maps and other reference materials, produces files on CD-ROM, posts online products through the Statistics Canada Web site (www.statcan.ca) and offers a variety of services.

Geographic Reference Products

A full range of geographic reference products and tools are available free on the Internet. Many of these are also available for nominal fees as CD-ROMs and print publications.

- The **Geography Catalogue, 2001 Census (92-405-XIE)** describes the geography products and services available from Statistics Canada for the 2001 Census. It contains additional information, illustrations and a glossary.
- **GeoSearch** is a new Internet tool that makes it easy to find any place in Canada, see it on a map, and get basic geographic and population and dwelling data for that place.
- **Illustrated Glossary** – The Web site gives access to an illustrated glossary that presents geography concepts, products and services, as well as links to online tutorials and detailed definitions.
- **Geography Definitions (2001 Census Dictionary)** – The Geography section of the **2001 Census Dictionary (92-378-XIE)** gives an overview of what's new for 2001 and the definitions for 50 geographic concepts, products and other terms. The definitions include a detailed description of each term, any delineation rules, special notes, data quality information or applications relevant to the term. Some historical information is also provided.
- **Reference Guides** – Most Geography products come with free Reference Guides that describe the content and applications of the product, as well as data quality, record layouts, and other information. Reference guides are included as PDF files with the products when they are distributed. The guides are also accessible online.
- **Reference Maps** – Reference maps show the location of the geographic areas for which census data are tabulated and disseminated. The maps display the boundaries, names and codes of standard geographic areas, as well as major cultural and physical features, such as roads, railroads, coastlines, rivers and lakes. Individual reference maps can be viewed on the Internet (www.statcan.ca) and downloaded for free (as PDF files). Reference maps can be purchased at the regional offices. The complete set of all reference maps for 2001 is available as PDF files on CD-ROM for \$250 (92F0172XCB).

The following reference maps are available for the 2001 Census:

- Five national maps (covering all of Canada) show the location of census divisions, economic regions, census metropolitan areas and census agglomerations, and the Statistical Area Classification (92F0144XIB), and the Federal Electoral Districts (1996 Representation Order) (92F0152XIE).
 - Twenty-two Census Division and Census Subdivision Reference Maps cover all of Canada, by province and territory (92F0149XIB).
 - The series of Census Tract Reference Maps cover all 27 census metropolitan areas (CMAs) and the 19 census agglomerations (CAs) with census tracts (92F0145XIB).
 - Dissemination Area Reference Maps by Census Tract cover all 27 census metropolitan areas (CMAs) and the 19 census agglomerations (CAs) that are part of the census tract program (92F0146XIB).
 - Dissemination Area Reference Maps by Non-tracted Census Agglomeration cover the smaller census agglomerations that are not part of the census tract program (92F0147XIB).
 - Dissemination Area Reference Maps by Census Division cover areas outside census metropolitan areas (CMAs) and census agglomerations (CAs). Each map in the set covers one census division (CD) and shows the boundaries and codes of dissemination areas within that CD (92F0148XIB).
- **Geography Working Paper Series (92F0138MIE)** – The *Geography Working Paper Series* is intended to stimulate discussion on a variety of topics covering conceptual, methodological or technical work to support the development and dissemination of the division's data, products and services. The working papers are available for free on the Internet (www.statcan.ca).
 - **Interim List of Changes to Municipal Boundaries, Status and Names (92F0009XPB)** – The Interim List is a report that provides a summary of changes to municipal boundaries, status and names. The list is produced on an annual basis for changes that occurred during the previous year.

Geographic Data Products

Population and dwelling counts from the 2001 Census are available free on the Internet for many levels of geography. Individual tables or groups of tables showing population and dwelling counts may be purchased from the Electronic shelf (E-shelf) (93F0050XDB01001 to 93F0050XDB01012) or on CD-ROM (97F0001XCB and 97F0002XCB).

GeoSuite 2001 (92F0150XCB) is a geographic reference tool that also provides 2001 Census population and dwelling counts on a CD-ROM. GeoSuite includes a dissemination area (DA) reference map listing that facilitates identification of appropriate DA reference maps. The GeoSuite CD-ROM includes the “1996 Enumeration Area (EA) to 2001 Dissemination Area (DA) Correspondence List” as a separate flat ASCII file.

Spatial Information Products

Spatial information products provide the shape and location of geographic features for use with computer mapping and geographic information system (GIS) applications. The road network, boundaries and other features of standard geographic areas are available. All files are derived from the same new national geographic base and the roads are consistent with the boundaries. The coordinates are latitude/longitude and are based on the North American Datum of 1983 (NAD83).

- **Cartographic Boundary Files (CBFs) (92F0160XCE to 92F0169XCE)** contain the boundaries of standard geographic areas together with the shoreline around Canada and the larger inland lakes. The Cartographic Boundary Files for 2001 replace the Digital Cartographic Files produced for the 1996 Census.
- **Road Network Files (RNFs) (92F0157XCE)** contain a road layer for the entire country and a province/territory boundary layer. The road layer includes roads, with road names and address ranges, and geographic codes to identify blocks, census subdivisions, census metropolitan areas/census agglomerations, and provinces/territories. Address ranges are mainly available in the large urban centres of Canada. The province/territory boundary layer incorporates hydrography (the shoreline around Canada and the larger inland lakes) with the boundaries and the geographic codes.
- The **Skeletal Road Network Files (SRNFs) (92F0158XCE)** contain selected roads (with road names, but no addresses) that are derived from Road Network Files. The selected roads are ranked according to four levels of detail. The Skeletal Road Network Files can be used to provide some cartographic reference features when producing thematic maps with the Cartographic Boundary Files.

Attribute Information Products

Attribute information products include the **Postal Code Conversion File** and the **Postal Codes by Federal Ridings File**. These products were released with attributes for the 2001 Census at the end of November 2002.

Geographic Services

Advisory Services in cooperation with the Geography Division provide custom services, including the preparation of custom boundaries for custom data retrievals (geocoding), custom mapping and other custom packaging of standard products.

For further information concerning these and other Geography products and services, contact the Statistics Canada Advisory Services.

Prices Division

Mandate

Prices Division is responsible for producing price indexes covering a wide range of transactions in the economy, from consumer price indexes to industrial product price indexes, capital expenditures price indexes and farm input price indexes.

Price indexes are used in different ways by large groups of users, notably to deflate the National Accounts output, analyse the various economic variables (such as output and income) in real terms, and track inflation. They are also used to index and adjust contracts and government transfer payments to other governments and individuals.

In addition to time indexes, the Division produces some spatial comparisons at the national level and relative to OECD countries under the purchasing power parities program. In addition, the Division manages a program of spatial indexes with a very different purpose: to adjust the salaries of public servants working in isolated and foreign posts.

Regular production of price index statistics over a year includes:

- Ninety-seven releases in *The Daily*, three regular catalogue publications, analytical reports and many special requests; and
- A statistical information service that meets customer requirements by producing electronic tables and computer printouts.

Ordering Information

Publications

Ordering by phone, mail, fax or e-mail is easy. When ordering by mail or fax, just complete and send us the order form in the centre of this catalogue. Be sure to indicate the quantities required, method of payment, and enclose the correct amount, when appropriate. See below for payment information.

By Mail:	Send your order to: Statistics Canada Finance Division R.H. Coats Bldg., 6th Floor 120 Parkdale Ave. Ottawa, ON K1A 0T6	By Phone:	In Canada and the US, call toll-free 1 800 267-6677
		By Fax:	1 877 287-4369
		By E-mail:	infostats@statcan.ca

Note: Phone and fax orders will be treated as originals. Please do not send written confirmation.

Publications are also available through authorized agents, bookstores and selected libraries.

Fax Services

To subscribe to any of the Fax Services, send a fax to Agriculture Division (613) 951-3868 or call toll-free 1 800 465-1991.

Payment Information:

Cheques and money orders:	Please make cheques and money orders payable to the <i>Receiver General for Canada.</i>
Purchase orders:	Purchase orders must be accompanied by an authorized signature.
Credit cards:	VISA, MasterCard and American Express orders are accepted with card number, expiry date and cardholder signature.
Canadian clients:	Please add either GST and applicable PST or HST to all listed prices. No shipping charges in Canada.
Clients outside Canada:	Please add shipping charges as shown on page 56 .

2001 Census of Agriculture Data and Analytical Products Price List

Catalogue Number	Title	Reference Page	Issue Frequency	Price
				C\$
92F0174XIE	Census Agricultural Regions Boundary File for the 2001 Census of Agriculture (Internet)	14	5 years	free
92F0174XCB	Census Agricultural Regions Boundary File for the 2001 Census of Agriculture (CD-ROM)	14	5 years	100
92F0175XIE	Agricultural Ecumene Census Division Boundary File for the 2001 Census of Agriculture (Internet)	14	5 years	free
92F0175XCB	Agricultural Ecumene Census Division Boundary File for the 2001 Census of Agriculture (CD-ROM)	14	5 years	100
95F0301XIE	Farm data for the 2001 Census of Agriculture (PROV, CAR, CD)	13	5 years	free
95F0304XCB	Farm data for the 2001 Census of Agriculture (PROV, CAR, CD and CCS)	14	5 years	495
95F0354XCB	Farm data and farm operator data for the 2001 Census of Agriculture plus selected historical data. (PROV, CAR, CD and CCS)	14	5 years	740
95F0302XIE	Farm data and farm operator data for the 2001 Census of Agriculture plus selected historical data (PROV, CAR, CD et CCS) – Internet version of 95F0354XCB	14	5 years	740
95F0355XIE	Farm operator data for the 2001 Census of Agriculture (PROV, CAR, CD)	13	5 years	free
95F0353XCB	Farm operator data and selected historical data for the 2001 Census of Agriculture (PROV, CAR, CD and CCS)	14	5 years	295
95F0303XIE	Agriculture-Population Linkage Data for the 2001 Census	13	5 years	free
96-325-XPB	Canadian Agriculture at a Glance	15	5 years	49

Data Products Price List

Catalogue Number	Title	Reference Page	Issue Frequency	Price
				C\$
21-004-XIE	VISTA (Internet)	35	Occasional	free
21-006-XIE	Rural and Small Town Canada Analysis Bulletin (Internet)	36	Occasional	free
21-007-XIB	Farm Product Price Index (Internet)	20	Monthly	free
21-010-XIE	Net Farm Income–Agriculture Economic Statistics (Internet)	20	Semi-annual	free
21-011-XIE	Farm Cash Receipts–Agriculture Economic Statistics (Internet)	21	Semi-annual	free
21-012-XIE	Farm Operating Expenses and Depreciation Charges–Agriculture Economic Statistics (Internet)	21	Semi-annual	free
21-013-XIE	Value of Farm Capital–Agriculture Economic Statistics (Internet)	21	Semi-annual	free
21-014-XIE	Farm Debt Outstanding–Agriculture Economic Statistics (Internet)	22	Semi-annual	free
21-015-XIE	Direct Payments to Agriculture Producers–Agriculture Economic Statistics (Internet)	22	Semi-annual	free
21-016-XIE	Balance Sheet of the Agricultural Sector–Agriculture Economic Statistics (Internet)	22	Semi-annual	free
21-017-XIE	Agriculture Value Added Account–Agriculture Economic Statistics (Internet)	23	Semi-annual	free
21-018-XIE	Farm Business Cash Flows–Agriculture Economic Statistics (Internet)	23	Semi-annual	free
21-020-XIE	Food Statistics (Internet)	31	Semi-annual	free
21-021-MIE	2001 Farm Environmental Management Survey	18	Irregular	free
21-206-XIE	Statistics on Income of Farm Operators	19	Annual	free
21-207-XIE	Statistics on Income of Farm Families	19	Annual	free
21-208-XIE	Statistics on Revenues and Expenses of Farms	19	Annual	free

Catalogue Number	Title	Reference Page	Issue Frequency	Price
				C\$
21-522-XPE	Farming Facts (paper)	35	Irregular	free
21-522-XIE	Farming Facts (Internet)	35	Irregular	free
21-525-XIE	Understanding Measurements of Farm Income (Internet)	20	Occasional	free
21-601-MPE	Agriculture and Rural Working Paper Series	39	Irregular	free
21F0005GPE	Whole Farm Data Base Reference Manual (paper)	18	Annual	free
21F0005GIE	Whole Farm Data Base Reference Manual (Internet)	18	Annual	free
21F0001XCB	Extraction System of Agricultural Statistics (ESAS) (initial subscription)	18	Annual	250
21F0008XIB	Farm Financial Survey (Internet)	20	Annual	free
22-002-XFB	Field Crop Reporting Series E-mail/Fax Service (annual subscription)	28	Irregular	200
22-002-XPB	Field Crop Reporting Series*	24	Irregular	95
22-002-XIB	Field Crop Reporting Series (Internet)*	24	Irregular	71
22-003-XIB	Fruit and Vegetable Production (Internet)*	26	Semi-annual	50
22-007-XIB	Cereals and Oilseeds Review (Internet)*	26	Monthly	120
22-008-XIE	Statistical Bulletin: Canadian Potato Production (Internet)	27	Triannual	free
22-202-XIB	Greenhouse, Sod and Nursery Industries (Internet)	26	Annual	26
22F0001XFB	Canola Crush Fax Service (annual subscription)	28	Monthly	50
22F0002XFB	National Supply and Disposition E-mail/Fax Service (annual subscription)	28	Irregular	200
22F0004XDB	Crops Small Area Historical Data	25	Annual	995
22F0005XDB	Crops Small Area Current Data	25	Annual	225
23-001-XIB	The Dairy Review (Internet)*	29	Quarterly	96
23-003-XIB	Statistical Bulletin: Production of Eggs (Internet) Discontinued	32	Monthly	free

Catalogue Number	Title	Reference Page	Issue Frequency	Price
				C\$
23-009-XIE	Stocks of Frozen and Chilled Meats (Internet)	30	Monthly	free
23-010-XIE	Hog Statistics (Internet)	29	Quarterly	free
23-011-XIE	Sheep Statistics (Internet)	29	Semi-annual	free
23-012-XIE	Cattle Statistics (Internet)	29	Semi-annual	free
23-013-XIE	Fur Statistics (Internet)	30	Semi-annual	free
23-015- XIE	Poultry and Egg Statistics	29	Quarterly	free
23-221-XIB	Production and Value of Honey and Maple Products (Internet)	27	Annual	free
23-222-XIE	Aquaculture Statistics (Internet)	30	Annual	free
23-501-XIE	Livestock Feed Requirements Study (Internet)	31	Occasional	free
23-502-XIE	Alternative Livestock on Canadian Farms (Internet)	30	Occasional	free
23-603-XIE	Livestock Statistics (Internet) Discontinued	32	Quarterly	34
23F0001XCB	Canada Food Stats* (CD-ROM)	31	Semi-annual	129
32-229-XIB	Food Consumption in Canada, Part I (Internet) Discontinued	32	Annual	26
32-230-XIB	Food Consumption in Canada, Part II (Internet) Discontinued	32	Annual	26
94F0047XIE	2001 Agriculture Community Profiles	44	Occasional	free

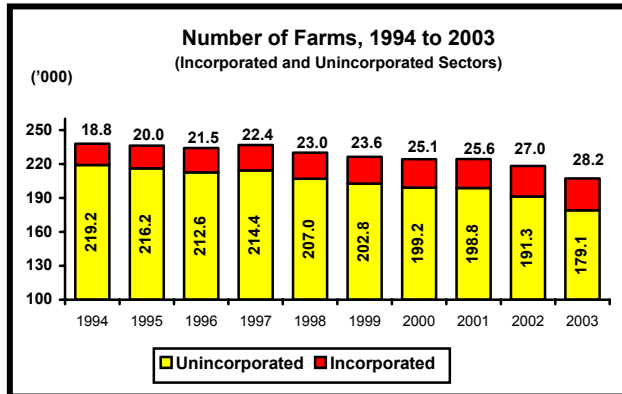
*For per issue prices, refer to the catalogue descriptions.

Clients outside Canada

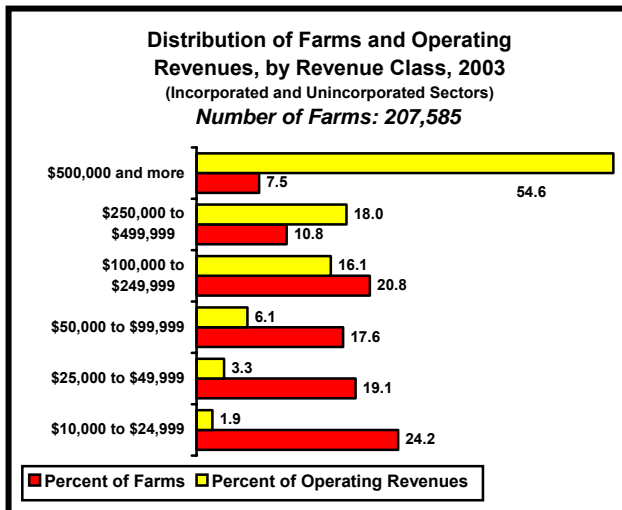
Shipping Charges Outside Canada (in C\$)		
	U.S.	Other countries
Monthly	\$72	\$120
Quarterly	\$24	\$40
Annual	\$6	\$10

Agricultural Quick Facts – Canada

from the Whole Farm Data Base*



Source: WFDB, NISA/TDP



Source: WFDB, NISA/TDP

*Whole Farm Data Base (WFDB)

Integrating into one base the agricultural data, which are available from administrative and survey sources, is the essence of the WFDB. It offers users access to a wider than ever range of disaggregated physical and financial data at the farm level.

There are several major data sources currently offered in the WFDB: the *Net Income Stabilization Account and Taxation Data Program (NISA/TDP)*, the *Farm Financial Survey (FFS)*, the *June Crops Survey (JCS)* and the *July Livestock Survey (JLS)*. Please refer to the WFDB Reference Manual (appendix C) for a summary of the sampling and methodology for each of these data sources.

The WFDB is the product of a joint venture by Agriculture and Agri-Food Canada and Statistics Canada.

Estimates presented in the Agricultural Quick Facts cover farms with gross operating revenues of \$10,000 or more. Incorporated farms with agricultural sales below \$25,000 are excluded from the NISA/TDP.

Total Operating Revenues, by Revenue Class, 2003
Incorporated and Unincorporated Sectors

Number of Farms	C.V.	Total Operating Revenues (\$'000)	C.V.	Average per Farm (\$)	C.V.
All Farms					
207,585	a	43,113,144	a	207,689	a
\$500,000 and more					
15,565	a	23,521,765	a	1,511,196	a
\$250,000 to \$499,999					
22,370	a	7,760,360	a	346,909	a
\$100,000 to \$249,999					
43,130	a	6,961,795	a	161,414	a
\$50,000 to \$99,999					
36,570	a	2,614,183	a	71,484	a
\$25,000 to \$49,999					
39,745	a	1,429,038	a	35,955	a
\$10,000 to \$24,999					
50,200	a	822,994	a	16,394	a

Source: WFDB, NISA/TDP

Off-Farm Income and Net Operating Income of Operators, by Farm Type, Unincorporated Sector, 2003

Number of Operators	C.V.	Off-Farm Income ¹ (\$'000)	C.V.	Number Of Farms	C.V.	Net Operating Income (Loss) (\$'000)
All Farms						
220,190	a	5,996,673	a	172,735	a	2,608,192
Oilseed and grain farming						
79,050	a	2,227,489	a	66,090	a	1,245,516
Beef cattle ranching and farming						
69,525	a	1,956,061	a	56,460	a	247,285
Dairy cattle and milk production						
17,855	a	120,450	b	10,605	a	651,068
Fruit and tree nut farming						
5,525	a	193,622	c	3,675	a	44,793
Hog and pig farming						
4,940	a	72,236	b	3,285	a	95,138
Poultry and egg production						
3,360	a	61,913	b	2,175	a	89,164
Greenhouse, nursery and floriculture						
3,280	b	76,796	c	2,275	b	41,070
Vegetable and melon farming						
2,820	b	56,298	c	1,945	b	36,772
Potato farming						
1,195	b	24,570	c	950	b	31,237
Other crop production						
18,535	a	522,878	a	14,680	a	126,285
Other animal production						
14,105	a	684,262	b	10,590	a	-124

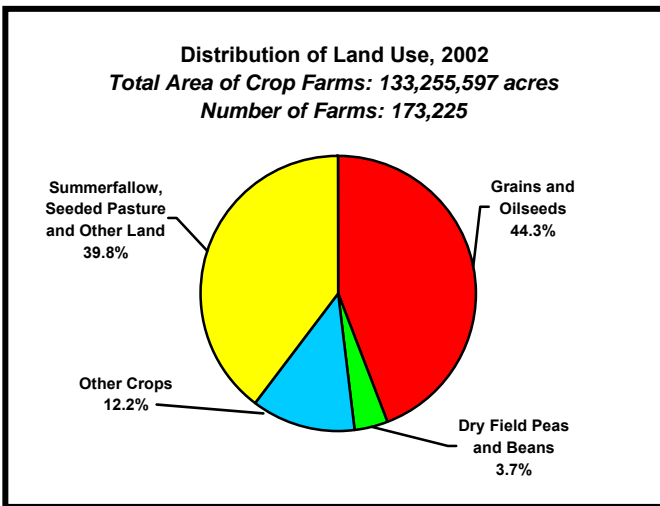
¹ Excluding taxable capital gains.
Source: WFDB, NISA/TDP

Each estimate released through the WFDB is assigned a coefficient of variation (C.V.) to measure its quality. The following rating system is suggested:

Letter	C.V.	Rating
a	0.01% - 4.99%	excellent
b	5.0% - 9.99%	very good
c	10.0% - 14.99%	good
d	15.0% - 24.99%	acceptable
e	25.0% - 34.99%	use with caution
f	>=35.00%	too unreliable to be published

Off-Farm Income and Net Operating Income of Farm Families, by Farm Type, Unincorporated Sector, 2002						
Number of Families	C.V.	Off-Farm Income ¹ (\$'000)	C.V.	Number of Farms	C.V.	Net Operating Income (\$'000)
All Farms						
144,350	a	7,967,042	a	143,030	a	2,846,823
Oilseed and grain farming						
50,480	a	2,998,793	a	50,560	a	1,219,015
Beef cattle ranching and farming						
47,780	a	2,621,113	a	48,440	a	561,393
Dairy cattle and milk production						
11,220	a	290,441	a	10,020	a	589,042
Fruit and tree nut						
3,550	a	218,141	b	3,390	b	34,184
Hog and pig farming						
3,240	a	134,135	b	3,190	a	90,012
Poultry and egg production						
1,920	a	88,316	b	1,930	b	75,929
Greenhouse, nursery and floriculture						
2,160	b	116,895	b	2,030	b	39,056
Vegetable and melon farming						
1,780	b	77,843	b	1,700	b	32,262
Potato farming						
850	b	39,865	c	780	b	39,078
Other crop production						
12,390	a	724,163	a	12,150	a	166,100
Other animal production						
8,980	a	657,357	b	8,830	a	590

¹ Excluding taxable capital gains.
Source: WFDB, NISA/TDP



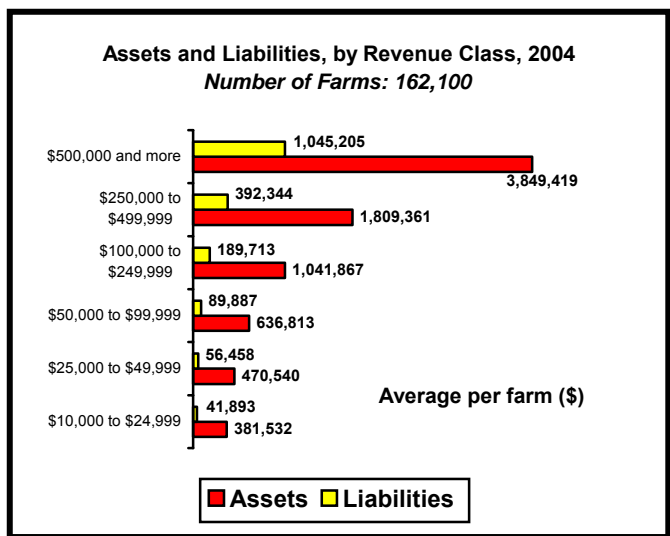
Source: WFDB, June Crops Survey

Warning: The size and design of the sample, the variability of the characteristic of interest in the population, and the estimation method all affect data quality.

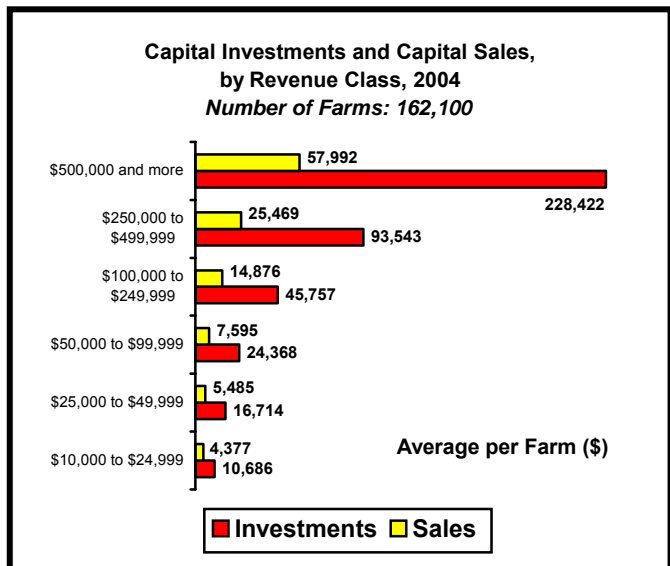
WFDB customized products are available. Costs vary depending on the size and the complexity of the requests. The minimum cost for a request is \$75.

For more information about the WFDB, please contact the Agriculture Division of Statistics Canada:

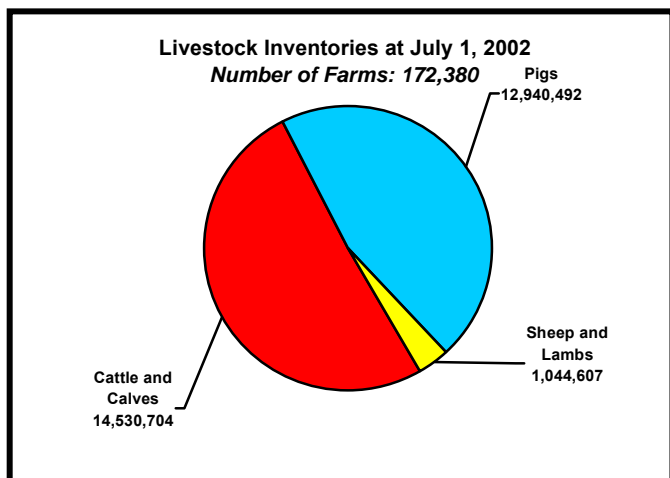
E-mail: agriculture@statcan.ca
Toll-free: 1 800 465-1991
Local call: (613) 951-5027
Local fax: (613) 951-3868



Source: WFDB, Farm Financial Survey



Source: WFDB, Farm Financial Survey



Source: WFDB, July Livestock Survey



ORDER FORM

Statistics Canada

TO ORDER:



PHONE
1 800 267-6677



FAX
1 877 287-4369

Statistics Canada
Finance Division
R.H. Coats Bldg., 6th Floor
120 Parkdale Avenue
Ottawa, Ontario
K1A 0T6 Canada

E-MAIL: infostats@statcan.ca

(Please print)



1 800 363-7629
Telecommunication Device
for the Hearing Impaired

Company

Department

Attention

Title

Address

City

Province

()

()

Postal Code

Phone

Fax

E-mail Address:

Your personal information is protected by the *Privacy Act*.**

METHOD OF PAYMENT:

(Check only one)

Please charge my: VISA Master Card American Express

Card Number

Expiry date

Cardholder (please print)

Signature

Payment enclosed \$ _____
(payable to the Receiver General for Canada)

Purchase Order Number _____
(please enclose)

Authorized Signature

Catalogue Number	Title	Date of issue(s) or indicate an "S" for subscription(s)	Price (All prices exclude sales tax)	*Shipping Charges (Applicable to shipments sent outside Canada)	Quantity	Total \$

*Shipping charges: no shipping charges for delivery in Canada. For shipments to the United States, please add \$6 per issue or item ordered. For shipments to other countries, please add \$10 per issue or item ordered. Annual frequency = 1. Quarterly frequency = 4. Monthly frequency = 12.	SUBTOTAL	
Canadian clients add either 7% GST and applicable PST or HST (GST Registration No. R121491807).	GST (7%)	
Clients outside Canada pay in Canadian dollars drawn on a Canadian bank or pay in equivalent US dollars, converted at the prevailing daily exchange rate, drawn on a US bank.	Applicable PST	
Statistics Canada is FIS-ready. Federal government departments and agencies must include with all orders their IS Organization Code _____ and IS Reference Code _____.	Applicable HST (N.S., N.B., Nfld.)	
** Statistics Canada will only use your information to complete this sales transaction, deliver your product(s), announce product updates and administer your account. From time to time, we may also offer you other Statistics Canada products and services or ask you to participate in our market research. If you do not wish to be contacted again for promotional purposes <input type="checkbox"/> and/or market research <input type="checkbox"/> , check as appropriate and fax or mail this page to us, call 1 800 700-1033 or e-mail order@statcan.ca .	GRAND TOTAL	
PF021050		

THANK YOU FOR YOUR ORDER!



Statistics Canada
Statistique Canada

www.statcan.ca

Canada



2005 AGRICULTURE DIVISION DATA RELEASE DATES

Agriculture

www.statcan.ca

Agriculture
General Inquiries
1 800 465-1991
agriculture@statcan.ca

Statistics Canada
National Enquiries Line
1 800 263-1136

JANUARY							FEBRUARY												
S	Monday	Tuesday	Wednesday	Thursday	Friday	S	S	Monday	Tuesday	Wednesday	Thursday	Friday	S						
						1 New Year's Day				1 Stocks of Grain, December 31, 2004	2	3	4	5					
2	Office Closed	3	4	5	6	7	8	6	7	8	9	10	11	12					
			• Farm Product Price Index			• Production of Eggs			• Production of Eggs				• Fruit and Vegetable Production						
9	• Farm Product Prices	10	11	12	13	• Potato Production	14	15	13	• Dairy Review • Farm Product Prices	14	• Crops Small Area Current and Historical Data	15	16	17	• Cereals and Oilseeds Review • Livestock Statistics ¹	18	19	• Stocks of Frozen Poultry Meat
16	17	18	• Value Added Account • Balance Sheet of the Agricultural Sector • Cash Flows	19	• Cereals and Oilseeds Review	20	21	22	20	21	22	23	24	25	26	• Stocks of Frozen and Chilled Meats • Farm Cash Receipts			
23/30	• Stocks of Frozen Poultry Meat • Farm Product Price Index	24/31	25	26	• Stocks of Frozen and Chilled Meats	27	28	29	27	28									

MARCH							APRIL													
S	Monday	Tuesday	Wednesday	Thursday	Friday	S	S	Monday	Tuesday	Wednesday	Thursday	Friday	S							
			1	2	3	4	5						1	2						
				• Poultry and Egg Statistics																
6	• Farm Product Price Index • Production of Eggs	7	• Farm Product Prices	8	9	10	11	12	3	4	5	• Farm Product Prices	6	7	8	9	• Production of Eggs			
13	14	15	16	• Stocks of Frozen Poultry Meat	17	18	19	10	11	12	13	14	15	16						
20	• Cereals and Oilseeds Review	21	22	23	• Farm Product Price Index	24	25	26	17	18	19	• Stocks of Frozen Poultry Meat	20	21	22	23	• March Intentions of Principal Field Crop Areas, 2005 • Cereals and Oilseeds Review	24	25	• Greenhouse, Sod and Nursery Industries
27	• Easter Monday	28	29	30	• Stocks of Frozen and Chilled Meats	31			24	25	26	• Fur Statistics • Farm Product Price Index	27	28	29	30	• Hog Statistics • Stocks of Frozen and Chilled Meats			

MAY							JUNE												
S	Monday	Tuesday	Wednesday	Thursday	Friday	S	S	Monday	Tuesday	Wednesday	Thursday	Friday	S						
1	2	3	4	5	• Stocks of Grain, March 31, 2005	6	7				1	2	3	4					
8	• Production of Eggs • Farm Product Prices	9	10	11	12	• Dairy Review	13	14	5	6	7	• Farm Product Prices	8	9	10	11	• Fruit and Vegetable Production		
15	16	17	• Stocks of Frozen Poultry Meat	18	19	20	21	12	13	14	15	• Value Added Account • Balance Sheet of the Agricultural Sector • Cash Flows	16	17	18	• Stocks of Frozen Poultry Meat			
22	• Victoria Day	23	• Cereals and Oilseeds Review	24	• Farm Cash Receipts • Net Farm Income	25	26	27	28	19	20	21	• Farm Product Price Index	22	23	24	25	• Preliminary Estimates of Principal Field Crop Areas • Cereals and Oilseeds Review	• Canada Food Stats (CD-ROM)
29	30	31	• Farm Product Price Index							26	27	28	29	30				• Stocks of Frozen and Chilled Meats	

Note: All data are officially released in Statistics Canada's *The Daily*. This calendar represents data release dates for 2005 and early 2006. Copies of publications are usually printed within 2 to 4 weeks of the data release date.
¹ Cattle Statistics, Sheep Statistics and Hog Statistics.

2005 AGRICULTURE DIVISION DATA RELEASE DATES

JULY							AUGUST										
S	Monday	Tuesday	Wednesday	Thursday	Friday	S	S	Monday	Tuesday	Wednesday	Thursday	Friday	S				
					1	2		1	2	3	4	5	6				
					<i>Canada Day</i>			<i>Civic Holiday (except Que. and N.L.)</i>									
3	4	5	<ul style="list-style-type: none"> • Farm Product Prices • Production of Eggs 	6	7	8	9	7	<ul style="list-style-type: none"> • Farm Product Prices 	9	<ul style="list-style-type: none"> • Production of Eggs 	11	12	13			
10	11	12		13	14	<ul style="list-style-type: none"> • Potato Production 	15	14	<ul style="list-style-type: none"> • Dairy Review 	15	<ul style="list-style-type: none"> • Fur Statistics 	16	<ul style="list-style-type: none"> • Livestock Statistics¹ 	<ul style="list-style-type: none"> • Stocks of Frozen Poultry Meat 	18	19	20
17	18	19	<ul style="list-style-type: none"> • Stocks of Frozen Poultry Meat 	20	<ul style="list-style-type: none"> • Cereals and Oilseeds Review 	21	22	23	21	22	23	24	<ul style="list-style-type: none"> • Stocks of Frozen and Chilled Meats • Farm Cash Receipts • Cereals and Oilseeds Review 	25	<ul style="list-style-type: none"> • Estimates of Principal Field Crops Production, July 31, 2005 	26	27
²⁴ / ₃₁	25	<ul style="list-style-type: none"> • Farm Product Price Index 	26	27	<ul style="list-style-type: none"> • Stocks of Frozen and Chilled Meats 	28	29	30	28	29	<ul style="list-style-type: none"> • Poultry and Egg Statistics 	30	31				

SEPTEMBER							OCTOBER											
S	Monday	Tuesday	Wednesday	Thursday	Friday	S	S	Monday	Tuesday	Wednesday	Thursday	Friday	S					
					1	2	3						1					
4	5	6	<ul style="list-style-type: none"> • Farm Product Prices • Farm Product Price Index 	7	<ul style="list-style-type: none"> • Production of Eggs 	8	9	10	2	3	4	<ul style="list-style-type: none"> • Farm Product Prices • Estimates of Principal Field Crops Production, September, 2005 	5	6	<ul style="list-style-type: none"> • Production of Eggs 	7	8	
11	12	<ul style="list-style-type: none"> • Stocks of Grain, July 31, 2005 	13	14	15	16	17	9	10	11	12	13	14	15				
18	19	<ul style="list-style-type: none"> • Cereals and Oilseeds Review 	20	<ul style="list-style-type: none"> • Stocks of Frozen Poultry Meat 	21	22	23	24	16	17	<ul style="list-style-type: none"> • Food Statistics 	18	<ul style="list-style-type: none"> • Aquaculture Statistics 	19	<ul style="list-style-type: none"> • Cereals and Oilseeds Review • Stocks of Frozen Poultry Meat 	20	21	22
25	26	<ul style="list-style-type: none"> • Farm Product Price Index 	27	28	<ul style="list-style-type: none"> • Stocks of Frozen and Chilled Meats 	29	30	23	24	25	26	<ul style="list-style-type: none"> • Stocks of Frozen and Chilled Meats • Hog Statistics 	27	28	29			

NOVEMBER							DECEMBER											
S	Monday	Tuesday	Wednesday	Thursday	Friday	S	S	Monday	Tuesday	Wednesday	Thursday	Friday	S					
			1	2	3	4	5					1	2	3				
6	7	<ul style="list-style-type: none"> • Farm Product Prices 	8	<ul style="list-style-type: none"> • Production of Eggs 	9	10	11	12	4	<ul style="list-style-type: none"> • Farm Product Price Index 	5	6	<ul style="list-style-type: none"> • Farm Product Prices • Estimates of Principal Field Crops Production, November, 2005 • Production of Eggs 	7	8	9	10	
13	14	<ul style="list-style-type: none"> • Dairy Review 	15	16	17	<ul style="list-style-type: none"> • Production and Value of Honey and Maple Products • Potato Production • Stocks of Frozen Poultry Meat 	18	19	11	12	13	14	15	<ul style="list-style-type: none"> • Cereals and Oilseeds Review 	16	17		
20	21	<ul style="list-style-type: none"> • Cereals and Oilseeds Review 	22	23	<ul style="list-style-type: none"> • Stocks of Frozen and Chilled Meats 	24	<ul style="list-style-type: none"> • Canada Food Stats (CD-ROM) • Farm Cash Receipts • Net Farm Income 	25	26	18	<ul style="list-style-type: none"> • Farm Financial Survey 2005 • Stocks of Frozen Poultry Meat 	19	20	21	<ul style="list-style-type: none"> • Stocks of Frozen and Chilled Meats 	22	23	24
27	28	<ul style="list-style-type: none"> • Poultry and Egg Statistics 	29	30						25	26	27	28	29	30	31		

JANUARY 2006							FEBRUARY 2006										
S	Monday	Tuesday	Wednesday	Thursday	Friday	S	S	Monday	Tuesday	Wednesday	Thursday	Friday	S				
<i>New Year's Day</i>	2	3	<ul style="list-style-type: none"> • Farm Product Price Index 	4	5	<ul style="list-style-type: none"> • Production of Eggs 	6	7				1	<ul style="list-style-type: none"> • Stocks of Grain, December 31, 2005 	2	3	4	
8	<ul style="list-style-type: none"> • Farm Product Prices 	9	10	11	12	<ul style="list-style-type: none"> • Potato Production 	13	14	5	6	7	<ul style="list-style-type: none"> • Production of Eggs 	8	9	<ul style="list-style-type: none"> • Fruit and Vegetable Production 	10	11
15	16	17	18	19	20	21	12	13	<ul style="list-style-type: none"> • Dairy Review 	14	<ul style="list-style-type: none"> • Livestock Statistics¹ 	15	16	17	18		
22	<ul style="list-style-type: none"> • Stocks of Frozen Poultry Meat 	23	<ul style="list-style-type: none"> • Cereals and Oilseeds Review • Farm Product Price Index 	24	<ul style="list-style-type: none"> • Value Added Account • Balance Sheet of the Agricultural Sector • Cash Flows 	25	<ul style="list-style-type: none"> • Stocks of Frozen and Chilled Meats 	26	27	19	20	21	22	<ul style="list-style-type: none"> • Stocks of Frozen and Chilled Meats • Cereals and Oilseeds Review 	23	24	25
29	30	31							26	27	28						