



Canada's international transactions in securities



Opérations internationales du Canada en valeurs mobilières

October 1999

Octobre 1999



Statistics
Canada

Statistique
Canada

Canada

Data in many forms...

Statistics Canada disseminates data in a variety of forms. In addition to publications, both standard and special tabulations are offered. Data are available on the Internet, compact disc, diskette, computer printouts, microfiche and microfilm, and magnetic tape. Maps and other geographic reference materials are available for some types of data. Direct online access to aggregated information is possible through CANSIM, Statistics Canada's machine-readable database and retrieval system.

How to obtain more information

Inquiries about this publication and related statistics or services should be directed to: Balance of Payments and Financial Flows Division, Statistics Canada, Ottawa, Ontario, K1A 0T6 (telephone: (613) 951-1855) or to the Statistics Canada Regional Reference Centre in:

| | | | |
|----------|----------------|-----------|----------------|
| Halifax | (902) 426-5331 | Regina | (306) 780-5405 |
| Montréal | (514) 283-5725 | Edmonton | (780) 495-3027 |
| Ottawa | (613) 951-8116 | Calgary | (403) 292-6717 |
| Toronto | (416) 973-6586 | Vancouver | (604) 666-3691 |
| Winnipeg | (204) 983-4020 | | |

You can also visit our World Wide Web site:
<http://www.statcan.ca>

Toll-free access is provided for all users who reside outside the local dialing area of any of the Regional Reference Centres.

| | |
|---|----------------|
| National enquiries line | 1 800 263-1136 |
| National telecommunications device for the hearing impaired | 1 800 363-7629 |
| Order-only line (Canada and United States) | 1 800 267-6677 |
| Fax order line (Canada and United States) | 1 877 287-4369 |

Ordering/Subscription information

All prices exclude sales tax

Catalogue no. 67-002-XPB, is published quarterly as a standard paper product. The prices for delivery in Canada are \$18 per issue and \$176 for a one-year subscription, and outside Canada for US\$18 per issue and US\$176 for a one-year subscription. Please order by mail, at Statistics Canada, Dissemination Division, Circulation Management, 120 Parkdale Avenue, Ottawa, Ontario, K1A 0T6; by phone, at (613) 951-7277 or 1 800 700-1033; by fax, at (613) 951-1584 or 1 800-889-9734; or by Internet, at order@statcan.ca. For change of address, please provide both old and new addresses. Statistics Canada products may also be purchased from authorized agents, bookstores and local Statistics Canada offices.

This product is also available on the Internet as Catalogue no. 67-002-XIB for CDN \$14 per issue or CDN \$132 for a one-year subscription. Users can obtain single issues or subscribe at <http://www.statcan.ca/cgi-bin/downpub/feepub.cgi>.

Standards of service to the public

Statistics Canada is committed to serving its clients in a prompt, reliable and courteous manner and in the official language of their choice. To this end, the agency has developed standards of service which its employees observe in serving its clients. To obtain a copy of these service standards, please contact your nearest Statistics Canada Regional Reference Centre.

Des données sous plusieurs formes...

Statistique Canada diffuse les données sous formes diverses. Outre les publications, des totalisations habituelles et spéciales sont offertes. Les données sont disponibles sur Internet, disque compact, disquette, imprimé d'ordinateur, microfiche et microfilm, et bande magnétique. Des cartes et d'autres documents de référence géographiques sont disponibles pour certaines sortes de données. L'accès direct à des données agrégées est possible par le truchement de CANSIM, la base de données ordiolinguistique et le système d'extraction de Statistique Canada.

Comment obtenir d'autres renseignements

Toute demande de renseignements au sujet de la présente publication ou au sujet de statistiques ou de services connexes doit être adressée à : Division de la balance des paiements et des flux financiers, Statistique Canada, Ottawa, Ontario, K1A 0T6 (téléphone: (613) 951-1855) ou à l'un des centres de consultation régionaux de Statistique Canada :

| | | | |
|----------|----------------|-----------|----------------|
| Halifax | (902) 426-5331 | Regina | (306) 780-5405 |
| Montréal | (514) 283-5725 | Edmonton | (780) 495-3027 |
| Ottawa | (613) 951-8116 | Calgary | (403) 292-6717 |
| Toronto | (416) 973-6586 | Vancouver | (604) 666-3691 |
| Winnipeg | (204) 983-4020 | | |

Vous pouvez également visiter notre site sur le Web :
<http://www.statcan.ca>

Un service d'appel interurbain sans frais est offert à tous les utilisateurs qui habitent à l'extérieur des zones de communication locale des centres de consultation régionaux.

| | |
|---|----------------|
| Service national de renseignements | 1 800 263-1136 |
| Service national d'appareils de télécommunications pour les malentendants | 1 800 363-7629 |
| Numéro pour commander seulement (Canada et États-Unis) | 1 800 267-6677 |
| Numéro pour commander par télécopieur (Canada et États-Unis) | 1 877 287-4369 |

Renseignements sur les commandes/ abonnements

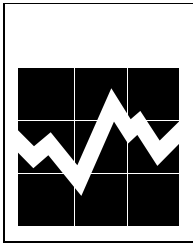
Les prix ne comprennent pas les taxes de vente

Le produit n°67-002-XPB au catalogue paraît trimestriellement en version imprimée standard. Au Canada, un numéro coûte 18 \$ et un abonnement d'un an coûte 176 \$. À l'extérieur du Canada, un numéro coûte 18 \$US et un abonnement d'un an coûte 176 \$US. Veuillez commander par la poste, en écrivant à Statistique Canada, Division de la diffusion, Gestion de la circulation, 120, avenue Parkdale, Ottawa (Ontario) K1A 0T6; par téléphone, en composant le (613) 951-7277 ou le 1 800 700-1033; par télécopieur, en composant le (613) 951-1584 ou le 1 800 889-9734; ou par Internet, en vous rendant à order@statcan.ca. Lorsque vous signalez un changement d'adresse, veuillez nous fournir l'ancienne et la nouvelle adresses. On peut aussi se procurer les produits de Statistique Canada auprès des agents autorisés, dans les librairies et dans les bureaux régionaux de Statistique Canada.

On peut aussi se procurer ce produit sur Internet (n°67-002-XIB au catalogue). Un numéro coûte 14\$CAN et un abonnement d'un an coûte 132 \$CAN. Pour obtenir un numéro de ce produit ou s'y abonner, les utilisateurs sont priés de se rendre à http://www.statcan.ca/cgi-bin/downpub/feepub_f.cgi.

Normes de service au public

Statistique Canada s'engage à fournir à ses clients des services rapides, fiables et courtois et dans la langue officielle de leur choix. À cet égard, notre organisme s'est doté de normes de service à la clientèle qui doivent être observées par les employés lorsqu'ils offrent des services à la clientèle. Pour obtenir une copie de ces normes de service, veuillez communiquer avec le centre de consultation régional de Statistique Canada le plus près de chez vous.



Statistics Canada
Balance of Payments and Financial Flows Division

System of National Accounts

Canada's International Transactions in Securities

October 1999

Statistique Canada
Division de la balance des paiements et des flux financiers

Système de comptabilité nationale

Opérations internationales du Canada en valeurs mobilières

Octobre 1999

Published by authority of the Minister
responsible for Statistics Canada

© Minister of Industry, 2000

All rights reserved. No part of this publication may be reproduced, stored in a retrieval system or transmitted in any form or by any means, electronic, mechanical, photocopying, recording or otherwise without prior written permission from Licence Services, Marketing Division, Statistics Canada, Ottawa, Ontario, Canada K1A 0T6.

January 2000

Catalogue no. 67-002-XPB, Vol. 65, no 10
Frequency: Monthly
ISSN 1183-4315

Catalogue no. 67-002-XIB, Vol. 65, no 10
Frequency: Monthly
ISSN 1488-4860

Ottawa

Note of appreciation

Canada owes the success of its statistical system to a long-standing co-operation between Statistics Canada, the citizens of Canada, its businesses and governments and other institutions. Accurate and timely statistical information could not be produced without their continued co-operation and goodwill.

Publication autorisée par le ministre
responsable de Statistique Canada

© Ministre de l'industrie, 2000

Tous droits réservés. Il est interdit de reproduire ou de transmettre le contenu de la présente publication, sous quelque forme ou par quelque moyen que ce soit, enregistrement sur support magnétique, reproduction électronique, mécanique, photographique, ou autre, ou de l'emmagasiner dans un système de recouvrement, sans l'autorisation écrite préalable des Services de concession des droits de licence, Division du marketing, Statistique Canada, Ottawa, Ontario, Canada K1A 0T6.

Janvier 2000

N° 67-002-XPB au catalogue, vol. 65, n° 10
Périodicité : mensuelle
ISSN 1183-4315

N° 67-002-XIB au catalogue, vol. 65, n° 10
Périodicité : mensuelle
ISSN 1488-4860

Ottawa

Note de reconnaissance

Le succès du système statistique du Canada repose sur un partenariat bien établi entre Statistique Canada et la population, les entreprises, les administrations canadiennes et les autres organismes. Sans cette collaboration et cette bonne volonté, il serait impossible de produire des statistiques précises et actuelles.

Symbol

The following standard symbols are used in this Statistics Canada publication:

- .. figures not available or not appropriate.
- zero or too small to be expressed.

Notes

Throughout this report:

- totals may not add due to rounding;
- a minus sign indicates the purchase of securities from non-residents, i.e. an outflow of capital from Canada;
- Other EU Countries include: Belgium; Denmark; France; Germany; Greece; Ireland; Italy; Luxembourg; the Netherlands; Portugal; Spain; and from January 1995, Austria, Finland and Sweden.
- Other OECD Countries include: Australia, Iceland; New Zealand; Norway; Switzerland; Turkey; from July 1994, Mexico; from December 1995, the Czech Republic; from May 1996, Hungary; from November 1996, Poland; from December 1996, Republic of Korea; up to December 1994, Austria, Finland and Sweden.

This publication was prepared by:

John Côté, Denise Demers, Don Granger,
Barry Mersereau, Patrick O'Hagan, Carole Parent,
Art Ridgeway, Linda Tassé and Robert Théberge.

The paper used in this publication meets the minimum requirements of American National Standard for Information Sciences - Permanence of Paper for Printed Library Materials, ANSI Z39.48 - 1984.



Signe conventionnel

Les signes conventionnels suivants sont employés uniformément dans cette publication de Statistique Canada:

- .. nombres indisponibles ou n'ayant pas lieu de figurer.
- zéro ou nombres infimes.

Notes

Dans cette publication:

- les totaux peuvent ne pas correspondre à la somme des éléments en raison de l'arrondissement;
- un signe moins indique l'achat de valeurs mobilières auprès des non-résidents, i.e. une sortie de capital du Canada;
- Les autres pays de l'UE comprennent l'Allemagne, la Belgique, le Danemark, l'Espagne, la France, la Grèce, l'Irlande, l'Italie, le Luxembourg, les Pays-Bas, le Portugal, et à partir de janvier 1995, l'Autriche, la Finlande et la Suède.
- Les autres pays de l'OCDE comprennent l'Australie, l'Islande, la Nouvelle-Zélande, la Norvège, la Suisse, la Turquie; à partir de juillet 1994, le Mexique; à partir de décembre 1995, la république Tchèque; à partir de mai 1996, la Hongrie; à partir de novembre 1996, la Pologne; à partir de décembre 1996, la république de Corée; et jusqu'à décembre 1994, l'Autriche, la Finlande et la Suède.

Cette publication a été préparée par:

John Côté, Denise Demers, Don Granger,
Barry Mersereau, Patrick O'Hagan, Carole Parent,
Art Ridgeway, Linda Tassé et Robert Théberge.

Le papier utilisé dans la présente publication répond aux exigences minimales de l'American National Standard for Information Sciences - "Permanence of Paper for Printed Library Materials", ANSI Z39.48 - 1984.



The System of National Accounts

In Canada, the National Accounts have been developed since the close of the Second World War in a series of publications relating to their constituent parts. These have now reached a stage of evolution where they can be termed a "System of National Accounts". For purposes of identification, all publications (containing tables of statistics, descriptions of conceptual frameworks and descriptions of sources and methods) which make up this System carry the term "System of National Accounts" as a general title.

The System of National Accounts in Canada consists of several parts. The annual and quarterly Income and Expenditure Accounts (included with Catalogue Nos. carrying the prefix 13) were, historically speaking, the first set of statistics to be referred to with the title "National Accounts" (National Accounts, Income and Expenditure). The Balance of International Payments data (Catalogue Nos. with prefix 67) are also part of the System of National Accounts and they, in fact, pre-date the Income and Expenditure Accounts.

Greatly expanded structural detail on industries and on goods and services is portrayed in the Input-Output Tables of the System (Catalogue Nos. with prefix 15). The Catalogue Nos. carrying the prefix 15 also provide measures of the contribution of each industry to total Gross Domestic Product at factor cost as well as Productivity Measures.

Both the Input-Output tables and the estimates of Gross Domestic Product by Industry use the establishment as the primary unit of industrial production. Measures of financial transactions are provided by the Financial Flow Accounts (Catalogue Nos. with prefix 13). Types of lenders and financial instruments are the primary detail in these statistics and the legal entity is the main unit of classification of transactors. Balance sheets of outstanding assets and liabilities are published annually.

The System of National Accounts provides an overall conceptually integrated framework in which the various parts can be considered as interrelated sub-systems. At present, direct comparisons amongst those parts which use the establishment as the basic unit and those which use the legal entity can be carried out only at highly aggregated levels of data. However, Statistics Canada is continuing research on enterprise company establishment relationships; it may eventually be feasible to reclassify the data which are on one basis (say the establishment basis) to correspond to the units employed on another (the company or the enterprise basis).

In its broad outline, the Canadian System of National Accounts bears a close relationship to the international standard as described in *System of National Accounts, 1993*, a joint publication of the Commission of the European Communities, International Monetary Fund, Organisation for Economic Co-operation and Development, United Nations and World Bank.

Le système de comptabilité nationale

Au Canada, les comptes nationaux ont fait l'objet depuis la fin de la Seconde Guerre mondiale de toute une série de publications portant sur leurs éléments constitutifs propres. Ils ont connu une telle évolution qu'on peut maintenant les qualifier de "Système de comptabilité nationale". Aux fins d'identification, toutes les publications qui font partie du système (elles contiennent des tableaux statistiques, la description du cadre théorique et l'explication des sources et des méthodes) portent le titre général de "Système de comptabilité nationale".

Le système de comptabilité nationale du Canada se divise en plusieurs catégories de comptes. Les comptes annuels et trimestriels des revenus et des dépenses (paraissant dans les publications dont le numéro de catalogue commence par 13) ont constitué le premier ensemble de statistiques à être connu sous le titre de "Comptes nationaux" (Comptes nationaux, revenus et dépenses). Les données sur la balance canadienne des paiements internationaux (numéro de catalogue commençant par 67) font également partie du système de comptabilité nationale; elles ont même existé avant les comptes des revenus et dépenses.

Une nomenclature beaucoup plus détaillée d'industries et de biens et services figure dans les tableaux d'entrées-sorties du système (numéro de catalogue commençant par 15). Les publications dont le numéro de catalogue commence par 15 comprennent aussi les mesures de l'apport de chaque branche d'activité au total du produit intérieur brut au coût des facteurs ainsi que les mesures de productivité.

L'établissement est l'unité primaire de production industrielle tant dans les tableaux d'entrées-sorties que dans les estimations du produit intérieur brut par activité économique. Les comptes de flux financiers (publications dont le numéro de catalogue commence par 13) mesurent les opérations financières. Les catégories de prêteurs et d'instruments financiers forment les éléments de base de ces statistiques et l'entité juridique est le point de départ du classement des agents économiques. Les comptes du bilan des actifs et passifs en cours sont disponibles annuellement.

Le système de comptabilité nationale constitue un ensemble conceptuellement intégré dans lequel les diverses catégories de comptes peuvent être considérées comme des sous-systèmes étroitement liés entre eux. Au stade actuel de développement, on ne peut faire de comparaison directe entre les éléments basés sur l'établissement et ceux qui sont basés sur l'entité juridique que lorsque les données sont groupées dans des catégories très générales. Toutefois, Statistique Canada poursuit ses recherches sur les relations entre l'entreprise, la société et l'établissement. Il sera peut-être possible un jour de reclasser les données établies sur une certaine base (l'établissement par exemple) de manière à les faire correspondre aux données établies sur une autre base (société ou entreprise).

Dans ses grandes lignes, le système de comptabilité nationale du Canada suit de très près la norme internationale exposée dans la publication *System of National Accounts, 1993* produite conjointement par la Commission des Communautés Européennes, le Fonds Monétaire International, l'Organisation pour la Coopération et le Développement, les Nations-Unies et la Banque Mondiale.

Table of Contents

| | Page |
|--------------------------------|------|
| October 1999 - Analysis | 7 |
| About the figures | 6 |

Table

| | |
|---|----|
| Guide to Tables: Where to Locate Data by Table Number | 10 |
|---|----|

Canadian and Foreign Securities

| | |
|--|----|
| 1. Portfolio Transactions with Non-residents in Securities | 11 |
|--|----|

Canadian Securities

| | |
|--|----|
| 2. Portfolio Transactions with Non-residents in Canadian Bonds, by Sector and Type of Transaction | 12 |
| 3. Portfolio Transactions with Non-residents in Canadian Bonds, by Geographical Area and Type of Transaction | 20 |
| 4. Portfolio Transactions with Non-residents in Canadian Bonds, by Geographical Area | 27 |
| 5. Portfolio Transactions with Non-residents in Canadian Bonds, by Type and Currency of Issue | 28 |
| 6. Portfolio Transactions with Non-residents in Canadian Money Market Instruments, by Sector, Sales and Purchases | 30 |
| 7. Portfolio Transactions with Non-residents in Canadian Money Market Instruments, by Geographical Area, Sales and Purchases | 33 |
| 8. Portfolio Transactions with Non-residents in Canadian Stocks, by Geographical Area and Type of Transaction | 35 |
| 9. Portfolio Transactions with Non-residents in Canadian Stocks, by Geographical Area | 39 |

Foreign Securities

| | |
|---|----|
| 10. Portfolio Transactions with Non-residents in Foreign Securities by Instrument and Sector, Purchases and Sales | 40 |
|---|----|

Table des matières

| | Page |
|-------------------------------|------|
| Octobre 1999 - Analyse | 7 |
| À propos des données | 6 |

Tableau

| | |
|--|----|
| Guide des tableaux: Où se retrouvent les données par numéros de tableaux | 10 |
|--|----|

Valeurs mobilières canadiennes et étrangères

| | |
|--|----|
| 1. Opérations de portefeuille en valeurs mobilières avec les non-résidents | 11 |
|--|----|

Valeurs mobilières canadiennes

| | |
|---|----|
| 2. Opérations de portefeuille en obligations canadiennes avec les non-résidents, par secteur et catégorie de transactions | 12 |
| 3. Opérations de portefeuille en obligations canadiennes avec les non-résidents, par zone géographique et catégorie de transactions | 20 |
| 4. Opérations de portefeuille en obligations canadiennes avec les non-résidents, par zone géographique | 27 |
| 5. Opérations de portefeuille en obligations canadiennes avec les non-résidents, par catégorie et devise d'émission | 28 |
| 6. Opérations de portefeuille en instruments du marché monétaire canadien avec les non-résidents, par secteur, ventes et achats | 30 |
| 7. Opérations de portefeuille en instruments du marché monétaire canadien avec les non-résidents, par zone géographique, ventes et achats | 33 |
| 8. Opérations de portefeuille en actions canadiennes avec les non-résidents, par zone géographique et catégorie de transactions | 35 |
| 9. Opérations de portefeuille en actions canadiennes avec les non-résidents, par zone géographique | 39 |

Valeurs mobilières étrangères

| | |
|--|----|
| 10. Opérations de portefeuille en valeurs mobilières étrangères avec les non-résidents par instrument et secteur, achats et ventes | 40 |
|--|----|

| Table of Contents - Concluded | | Table des matières - fin | |
|---|------|--|------|
| | Page | | Page |
| Table | | Tableau | |
| 11. Portfolio Transactions with Non-residents in Foreign Bonds, by Geographical Area, Purchases and Sales | 41 | 11. Opérations de portefeuille en obligations étrangères avec les non-résidents, par zone géographique, achats et ventes | 41 |
| 12. Portfolio Transactions with Non-residents in Foreign Stocks, by Geographical Area, Purchases and Sales | 43 | 12. Opérations de portefeuille en actions étrangères avec les non-résidents, par zone géographique, achats et ventes | 43 |
| Supplementary Tables | | Tableaux supplémentaires | |
| 13. Loans under Repurchase Agreements, Transactions with Non-residents by Canadian and Foreign Securities | 46 | 13. Prêts avec clauses de rachat auprès des non-résidents, par valeurs mobilières canadiennes et étrangères | 46 |
| 14. Loans under Repurchase Agreements, Transactions with Non-residents in Assets and Liabilities | 48 | 14. Prêts avec clauses de rachat auprès des non-résidents, actifs et engagements | 48 |
| 15. Portfolio Investment in Canadian Bonds, by Sector, Period end Positions held by Non-residents | 50 | 15. Investissements de portefeuille en obligations canadiennes, par secteur, positions de fin de période détenues par les non-résidents | 50 |
| 16. Portfolio Investment in Canadian Bonds, by Geographical Area, Period end Positions held by Non-residents | 51 | 16. Investissements de portefeuille en obligations canadiennes, par zone géographique, positions de fin de période détenues par les non-résidents | 51 |
| 17. Portfolio Investment in Canadian Money Market Instruments, by Sector, Period end Positions held by Non-residents | 52 | 17. Investissements de portefeuille en instruments du marché monétaire canadien, par secteur, positions de fin de période détenues par les non-résidents | 52 |
| 18. Portfolio Investment in Canadian Money Market Instruments, by Geographical Area, Period end Positions held by Non-residents | 53 | 18. Investissements de portefeuille en instruments du marché monétaire canadien, par zone géographique, positions de fin de période détenues par les non-résidents | 53 |
| 19. Selected Stock Prices and Capital Market Yields | 54 | 19. Certains rendements du cours des actions et du marché des capitaux | 54 |
| For Further Reading | 56 | Lectures suggérées | 56 |

ABOUT THE FIGURES

The series on international security transactions cover portfolio transactions in stocks, bonds and Canadian money market securities between non-residents and residents of Canada. The series include trade in outstanding issues, new issues, retirements, and change in interest payable and are further segmented by issuing sector and major geographic area. The principle guiding their construction is that a change of ownership occurs between residents of a foreign country and Canada. These series form an integral part of Canada's balance of payments. Certain types of security transactions, which are excluded from this publication, are classified to other balance of payments series as follows:

- security transactions representing direct investment capital by principal owners of an enterprise, e.g. parent companies subscribing to new stocks;
- foreign securities held as part of Canada's official international reserves or by Canadian banks for their own account;
- foreign money market securities because their measurement is largely through foreign banking data whose level of detail precludes a separate specification.

Security transactions are recorded before charges for fees and commissions. The value used is the transaction price and the timing of a transaction's recording is generally the delivery or settlement date.

The quality of foreign portfolio investment data in Canadian stocks, bonds and money market paper is relatively good. The flows are reported on a monthly survey sent to the major investment dealers, pension funds, and the largest debt issuing institutions such as the provinces and their enterprises. Historically, the response rate has been well over 90%. A considerable effort is made to identify the various sectors and institutions which issue securities to non-residents; the data may, at times, be revised when new transactors are identified or information becomes available through annual surveys. The coverage is validated against administrative data and the annual census survey of foreign holdings of Canadian portfolio investments, with response rates for 1997 of 78% for corporations and over 90% for governments and their enterprises. The data are believed to be good.

The quality of estimates of Canadian investment in foreign stocks and bonds is not as good as it is difficult to identify all Canadian residents making portfolio investments abroad. A considerable effort is made to identify the various Canadian institutions which invest in foreign securities and survey them on a monthly basis however individuals in the personal sector using foreign investment firms are harder to identify thereby weakening the estimates. The quality of the data should improve significantly with a recently conducted survey of Canadian portfolio investment abroad for the reference year-end 1997. This survey was carried out as part of an international effort to improve data on external portfolio investment. Fully 35 countries participated in the portfolio survey, co-ordinated by the International Monetary Fund.

For transactions in outstanding securities, the data are largely derived from a monthly survey of investment dealers and of other financial institutions such as mutual funds, pension funds and trust companies which regularly buy or sell securities directly through dealers or brokers outside Canada. The data for new issues and retirements are obtained from survey and non-survey sources such as prospectuses, summaries prepared by dealers and other institutions, press reports, etc.

For a fuller description of the sources and methods employed in the construction of these series, please refer to the December issues of this publication to an article entitled "About the Figures - Canada's International Transactions in Securities".

À PROPOS DES DONNÉES

Les séries des opérations en valeurs mobilières avec les non-résidents ont trait aux opérations de portefeuille en actions et obligations et effets du marché monétaire canadien entre les non-résidents et les résidents du Canada. Les séries comprennent le commerce des émissions en circulation, les nouvelles émissions et le remboursement, et les intérêts payables, et sont de plus ventilées par secteur d'émissions et principales régions. Le principe inhérent à leur construction est qu'un changement de propriété survient entre les résidents d'un pays étranger et du Canada. Ces séries font partie intégrante de la balance des paiements du Canada. Certains types d'opérations sur les valeurs mobilières, qui sont exclus de cette publication, sont classés dans d'autres séries de la balance des paiements. Il s'agit:

- des opérations sur les valeurs mobilières représentant un investissement direct des principaux propriétaires d'une entreprise, comme par exemple la souscription d'actions nouvelles par les sociétés-mères;
- des valeurs étrangères qui font partie des réserves officielles de change du Canada ou qui sont détenues par des banques canadiennes pour leur propre compte;
- des valeurs mobilières du marché monétaire étranger, parce que leur mesure se fait principalement par les données des banques étrangères, dont le niveau de détail empêche une spécification distincte.

Les opérations sur les valeurs mobilières sont retracées avant les droits et les commissions. La valeur utilisée est le prix du marché et la date de leur enregistrement est habituellement la date de livraison ou de règlement de l'opération.

La qualité des données sur les investissements étrangers de portefeuille en actions, obligations et effets du marché monétaire canadiens est relativement bonne. Les flux sont mesurés mensuellement à partir de l'enquête menée auprès des courtiers en valeurs mobilières, des caisses de retraite et des institutions les plus importantes au niveau de la dette telles les provinces et leurs entreprises. Historiquement, le taux de réponse a été bien au-delà de 90%. Des efforts considérables sont faits pour identifier les différents secteurs et institutions qui émettent des valeurs mobilières à des non-résidents; ces données peuvent parfois être révisées lorsque de nouveaux opérateurs sont identifiés ou que des renseignements provenant d'enquêtes annuelles deviennent disponibles. La couverture est validée à l'aide de données administratives et de l'enquête univers annuelle portant sur les avoirs étrangers de valeurs mobilières canadiennes de portefeuille, enquête qui montre un taux de réponse de 78% en 1997 pour les sociétés et un de plus de 90% pour les administrations publiques et leurs entreprises. On estime que la qualité des données est bonne.

La qualité des estimations portant sur les investissements canadiens en actions et obligations étrangères n'est pas aussi bonne car il est difficile d'identifier tous les résidents canadiens qui investissent à l'étranger. Des efforts considérables sont faits pour identifier les différentes institutions canadiennes qui investissent dans des valeurs mobilières étrangères et de les enquêter mensuellement; cependant, les individus qui utilisent des firmes d'investissement étrangères sont plus difficiles à identifier, ce qui réduit la qualité des estimations. La qualité des données devrait s'améliorer considérablement avec une récente enquête sur l'investissement canadien de portefeuille à l'étranger pour la fin d'année de référence 1997. Cette enquête fut menée parallèlement à un effort international d'amélioration des données d'investissement de portefeuille extérieures. En tout 35 pays ont participé à cette enquête de portefeuille, coordonnée par le Fonds monétaire international.

Dans le cas des opérations sur des valeurs en circulation, les données proviennent en majeure partie d'une enquête mensuelle auprès des maisons de courtage et des autres établissements financiers comme les fiducies de fonds commun de placements, les sociétés de caisse de retraite et les sociétés de fiducie qui achètent ou vendent régulièrement des valeurs mobilières en passant directement par des courtiers ou des agents à l'extérieur du Canada. Les données sur les nouvelles émissions et les remboursements proviennent d'enquête et d'autres sources comme les prospectus, les sommaires préparés par les maisons de courtage et d'autres établissements et les informations de presse.

Pour une description plus complète des sources et des méthodes utilisées dans la construction de ces séries, se reporter à l'article "Opérations en valeurs mobilières avec les non-résidents : les chiffres.", qui apparaît dans les numéros de décembre de cette publication.

CANADA'S INTERNATIONAL TRANSACTIONS IN SECURITIES

October 1999

In October, foreign investors increased their holdings of Canadian securities with purchases of \$3.4 billion. That investment followed two months of divestments totalling \$5 billion, and it extended 1999's pattern of erratic foreign investment. October's buying was directed to Canadian bonds and stocks, as foreigners continued to sell off money-market holdings. Canadians, meanwhile, reduced their foreign security assets for the first time in six months.

Foreign demand resumes for Canadian bonds and continues for stocks

After trimming \$6.3 billion from their holdings of Canadian bonds in the two previous months, foreign demand for Canadian bonds resumed with purchases of \$2.5 billion in October. Most of this activity was directed to outstanding federal government bonds in the secondary market, and it came solely from American investors. The differential on long-term government instruments, which had favoured investment in the United States since February 1999, turned in favour of Canada in October, albeit by a small margin.

OPÉRATIONS INTERNATIONALES DU CANADA EN VALEURS MOBILIÈRES

Octobre 1999

En octobre dernier, les investisseurs étrangers ont accru de 3,4 milliards de dollars la valeur de leur portefeuille de titres canadiens. Ces acquisitions ont fait suite à deux mois de désinvestissement atteignant 5 milliards de dollars et prolongé la tendance inégale observée jusqu'à maintenant en 1999 en matière d'investissement étranger. Les investissements d'octobre étaient constitués d'actions et d'obligations canadiennes, mais les investisseurs étrangers ont continué de réduire leur portefeuille d'instruments du marché monétaire. Parallèlement, les investisseurs canadiens ont réduit leur portefeuille de valeurs étrangères pour la première fois depuis six mois.

Les investisseurs étrangers recommencent à acheter des obligations canadiennes et continuent d'acquérir des actions

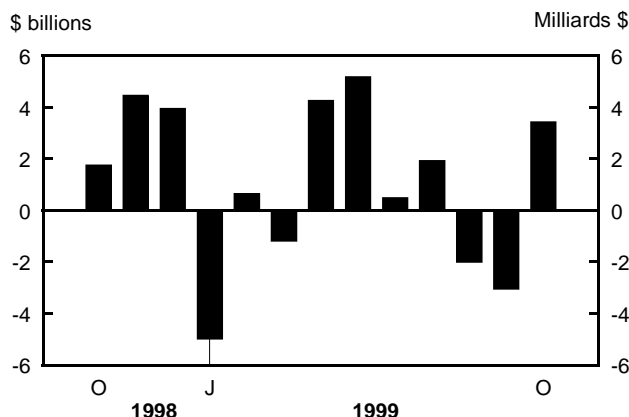
La demande extérieure pour les obligations canadiennes a chuté de 6,3 milliards de dollars au cours des deux mois précédents pour reprendre en octobre, les acquisitions totalisant 2,5 milliards de dollars. Cette activité se concentrait principalement sur les obligations en circulation du gouvernement fédéral et provenait uniquement d'investisseurs américains. Le différentiel des instruments gouvernementaux à long terme, qui avait favorisé les placements aux États-Unis depuis février 1999, a tourné légèrement à l'avantage du Canada en octobre.

Chart 1

Foreign investment in Canadian securities*

Graphique 1

Investissements étrangers en valeurs mobilières* canadiennes



* Includes bonds, stocks and money market paper.

* Incluent obligations, actions et effets du marché monétaires.

Foreign demand for Canadian stocks continued as non-residents added a further \$1.9 billion to their holdings in October. The foreign investment in equities went to new issues, both floated in foreign markets and exchanged as part of an acquisition of an American firm by a Canadian company. From January to October 1999, foreign investment in Canadian shares totalled \$13 billion, near the record set for all of 1998 (\$13.5 billion). North American stock prices rose strongly in October: up 4.3% in Canada and up 6.3% in the United States.

Foreign investors again reduce their holdings of Canadian money market paper

Continuing the trend observed during much of 1999, foreign investors reduced their holdings of Canadian money market instruments by a further \$1 billion in October. In the first 10 months of this year, foreigners have shed \$12.6 billion from their holdings of short-term paper, roughly split between federal Treasury bills (\$6.7 billion) and the paper of other governments and corporations (\$6.0 billion). U.S. investors accounted for half the divestment so far this year, with the balance sold off by European and Asian investors. Since May 1999, the differential on short-term government instruments has, for the most part, favoured investment in the United States.

Canadian investors sell foreign bonds after two months of buying

After acquiring \$3.2 billion of foreign bonds in August and September, Canadian investors sold some of their holdings in October (\$1.5 billion), mainly U.S. Treasuries. An uneven monthly investment pattern in the first 10 months of 1999 has resulted in a relatively small divestment of foreign bonds (\$0.9 billion) by Canadian residents. Although they bought only a small amount of foreign stocks in October, Canadian investors purchased \$12.5 billion worth during the first 10 months of this year, over 60% in U.S. shares and the remainder in overseas shares.

Les investisseurs étrangers ont continué d'acheter des actions canadiennes, augmentant ainsi de 1,9 milliard de dollars la valeur de leur portefeuille en octobre. Ces investissements portaient sur de nouvelles émissions, émises tant sur les marchés étrangers que dans le cadre d'un échange effectué lors de l'acquisition d'une entreprise américaine par une société canadienne. Les investissements étrangers dans des actions, qui totalisaient 13 milliards de dollars pour 1999, à la fin d'octobre, se rapprochent du niveau record établi pour l'ensemble de l'année 1998 (13,5 milliards de dollars). Le cours des actions nord-américaines a connu une forte hausse en octobre, enregistrant un gain de 4,3 % dans le cas des actions canadiennes et de 6,3 % dans celui des actions américaines.

Les investisseurs étrangers réduisent à nouveau leur portefeuille d'instruments canadiens du marché monétaire

En octobre, poursuivant la tendance qui a été observée durant la majeure partie de 1999, les investisseurs étrangers ont encore réduit d'un milliard de dollars la valeur de leur portefeuille d'instruments du marché monétaire canadien. Au cours des dix premiers mois de l'année, ils ont réduit de 12,6 milliards de dollars la valeur de leur portefeuille d'effets à court terme, ce montant étant réparti presque également entre des bons du Trésor du gouvernement fédéral (6,7 milliards de dollars) et des effets émis par d'autres gouvernements et des sociétés (6,0 milliards de dollars). Jusqu'à maintenant, la moitié du désinvestissement observé cette année a été le fait d'investisseurs américains, l'autre moitié étant attribuable à des investisseurs européens et asiatiques. Depuis mai 1999, le différentiel des instruments gouvernementaux à court terme a favorisé, la plupart du temps, les placements aux États-Unis.

Les investisseurs canadiens se départissent d'obligations étrangères après deux mois d'achats

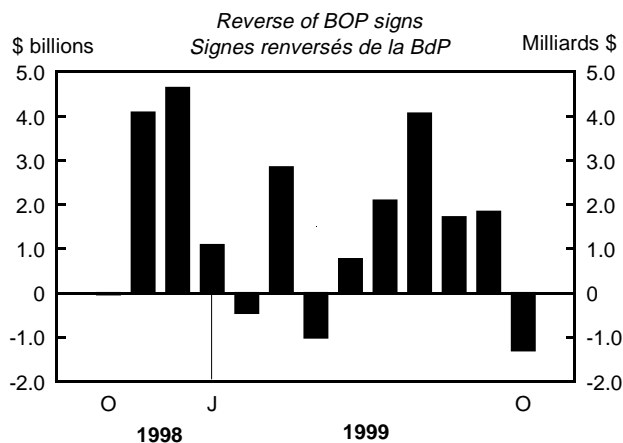
Après avoir acquis des obligations étrangères pour une valeur de 3,2 milliards de dollars en août et en septembre, les investisseurs canadiens ont vendu une partie de leur portefeuille en octobre (1,5 milliard de dollars), principalement des obligations du Trésor américain. La tendance mensuelle inégale observée au cours des dix premiers mois de 1999 en matière d'investissements a entraîné un désinvestissement relativement faible par les résidents canadiens au chapitre des obligations étrangères (0,9 milliard de dollars). S'ils ont acquis peu d'actions étrangères en octobre, les investisseurs canadiens en ont accumulées en revanche pour 12,5 milliards de dollars au cours des dix premiers mois de l'année, ce montant représentant plus de 60 % d'actions américaines et le reste d'autres actions étrangères.

Chart 2

Graphique 2

Canadian investment in foreign securities*

Investissements canadiens en valeurs mobilières* étrangères



* Includes bonds and stocks.

* Incluent obligations et actions.

Related market information

Interest rates

In October, the interest-rate differential on short-term government instruments continued to favour investment in the United States by widening to 20-25 basis points. The differential on long-term government instruments, which had favoured investment in the United States since February, turned in favour of Canada in October, albeit by a small margin.

Stock prices

In October, although Canadian stock prices (TSE 300 composite index) recorded a strong 4.3% gain, they were outperformed by their U.S. counterparts (Standard and Poor's 500 index), which rose 6.3%. The stronger U.S. prices in October narrowed the gap in their relative performance year-to-date: Canadian stock prices gained 11.9% versus a 10.9% rise in U.S. prices.

Canadian dollar

After climbing nearly two full cents in August and September, the Canadian dollar closed October virtually unchanged at 68 U.S. cents. The monthly close of the Canadian dollar in the first 10 months of 1999 ranged from a high of 68.35 U.S. cents in July to a low of 66.18 U.S. cents in January.

Renseignements complémentaires concernant les marchés financiers

Taux d'intérêt

En octobre dernier, le différentiel des instruments gouvernementaux à court terme, qui a continué de favoriser les placements aux États-Unis, a encore augmenté pour se fixer entre 20 à 25 points de base. Quant au différentiel des instruments gouvernementaux à long terme, qui favorisait les placements aux États-Unis depuis février, il a tourné légèrement à l'avantage du Canada en octobre.

Cours des actions

En octobre, le cours des actions canadiennes (mesuré selon l'indice TSE 300) a enregistré un solide gain de 4,3 %; cependant, le cours des actions américaines a fait mieux (selon l'indice Standard and Poor's 500), enregistrant une hausse de 6,3 %. Le cours plus élevé en octobre des actions américaines a rétréci l'écart observé depuis le début de l'année entre les rendements respectifs des actions des deux pays, les actions canadiennes ayant enregistré un gain de 11,9 %, alors que les actions américaines ont progressé de 10,9 %.

Dollar canadien

Après avoir grimpé de près de 2 cents en août et en septembre, la valeur du dollar canadien a clôturé à un taux pratiquement inchangé de 68 cents US à la fin d'octobre. La valeur du dollar canadien à la fin de chacun des dix premiers mois de 1999 a varié entre un taux maximum de 68,35 cents observé en juillet et un taux minimum de 66,18 cents enregistré en janvier.

GUIDE TO TABLES: Where to Locate Data by Table Number ¹**GUIDE DES TABLEAUX: Où se retrouvent les données par numéros de tableaux ¹**

| Transactions Opérations | Canadian securities Valeurs mobilières canadiennes | | | Foreign securities Valeurs mobilières étrangères | | Loans Prêts |
|---|---|-------------------------------------|-------------------|---|-------------------|----------------|
| | Bonds Obligations | Money market Marché monétaire | Stocks Actions | Bonds Obligations | Stocks Actions | |
| | table numbers - numéros de tableaux | | | | | |
| Total (Net) - Total (Nette) | 1 | 1 | 1 | 1 | 1 | |
| Sector - Secteur | 2 | 6 | | 10 | 10 | 14 |
| Geographic ² - Géographique ² | 3 4 | 7 | 8 9 | 11 | 12 | |
| Currency - Devise | 5 | | | | | |
| Type ³ - Types ³ | 2 3 5 | | 8 | | | 13 |
| Sales/Purchases - Ventes/achats | 2 3 | 6 7 | 8 | 10 11 | 10 12 | 13 14 |
| Period End Positions Positions de fin de période | | | | | | |
| Sector - Secteur | 15 | 17 | | | | |
| Geographic ² - Géographique ² | 16 | 18 | | | | |

¹ Tables 1-14 include monthly, quarterly and annual data; tables 15-18 include quarterly and annual data; and table 19 has monthly data only.

¹ Les tableaux 1 à 14 contiennent des données mensuelles, trimestrielles et annuelles; les tableaux 15 à 18 contiennent des données trimestrielles et annuelles; et le tableau 19 contient des données mensuelles seulement.

² Other EU Countries include: Belgium; Denmark; France; Germany; Greece; Ireland; Italy; Luxembourg; the Netherlands; Portugal; Spain; and from January 1995, Austria, Finland and Sweden.

Other OECD Countries include: Australia, Iceland; New Zealand; Norway; Switzerland; Turkey; from July 1994, Mexico; from December 1995, the Czech Republic; from May 1996, Hungary; from November 1996, Poland; from December 1996, Republic of Korea; up to December 1994, Austria, Finland and Sweden.

² Les autres pays de l'UE comprennent l'Allemagne, la Belgique, le Danemark, l'Espagne, la France, la Grèce, l'Irlande, l'Italie, le Luxembourg, les Pays-Bas, le Portugal, et à partir de janvier 1995, l'Autriche, la Finlande et la Suède.

Les autres pays de l'OCDE comprennent l'Australie, l'Islande, la Nouvelle-Zélande, la Norvège, la Suisse, la Turquie; à partir de juillet 1994, le Mexique; à partir de décembre 1995, la république Tchèque; à partir de mai 1996, la Hongrie; à partir de novembre 1996, la Pologne; à partir de décembre 1996, la république de Corée; et jusqu'à décembre 1994, l'Autriche, la Finlande et la Suède.

³ Type consists of new issues, retirements, trade in outstanding, and change in interest payable.

³ Englobe les nouvelles émissions, remboursements, opérations sur les émissions en circulation et les changements dans les intérêts à payer.

Note: Table 19 shows selected stock market composite indexes and market yields.

Nota: Le tableau 19 montre certains indices des marchés boursiers et des taux de rendement.

Table 1
Portfolio Transactions with Non-residents in Securities**Tableau 1**
Opérations de portefeuille en valeurs mobilières avec les non-résidents

| Period Période | Canadian Securities Valeurs mobilières canadiennes | | | | Foreign Securities ² Valeurs mobilières étrangères ² | | |
|---|---|---------|------------------|--------|---|---------|---------|
| | Bonds ¹ | Stocks | Money Market | Total | Bonds | Stocks | Total |
| | Obligations ¹ | Actions | Marché monétaire | | Obligations | Actions | |
| D No. A | 78091 | 78134 | 78138 | 78090 | 78145 | 78149 | 78144 |
| Q | 79031 | 79074 | 79078 | 79030 | 79085 | 79089 | 79084 |
| M | 79141 | 79166 | 79170 | 79140 | 79177 | 79181 | 79176 |
| millions of dollars - millions de dollars | | | | | | | |
| 1986 | 23,236 | 1,876 | 2,391 | 27,503 | -179 | -2,738 | -2,917 |
| 1987 | 8,067 | 6,640 | 2,540 | 17,247 | -874 | -2,065 | -2,940 |
| 1988 | 16,146 | -2,379 | 9,291 | 23,058 | -74 | -4,409 | -4,482 |
| 1989 | 18,187 | 3,885 | 1,139 | 23,212 | -1,602 | -3,867 | -5,470 |
| 1990 | 14,678 | -1,735 | 5,642 | 18,584 | -75 | -2,521 | -2,596 |
| 1991 | 28,063 | -990 | 4,428 | 31,501 | -1,661 | -10,004 | -11,665 |
| 1992 | 18,766 | 1,036 | 4,898 | 24,701 | -1,401 | -10,348 | -11,749 |
| 1993 | 31,446 | 12,056 | 9,296 | 52,799 | -5,071 | -12,811 | -17,881 |
| 1994 | 15,995 | 6,412 | 905 | 23,312 | 435 | -9,362 | -8,927 |
| 1995 | 30,730 | -4,242 | -1,254 | 25,233 | -1,085 | -6,247 | -7,331 |
| 1996 | 17,607 | 7,963 | -7,319 | 18,251 | -1,986 | -17,165 | -19,151 |
| 1997 | 6,127 | 7,514 | 2,766 | 16,407 | -6,702 | -4,529 | -11,230 |
| 1998 | 11,790 | 13,480 | -264 | 25,006 | -7,075 | -15,158 | -22,233 |
| 1997 III | 7,061 | 3,788 | -26 | 10,824 | -3,630 | 608 | -3,022 |
| IV | -5,951 | 3,839 | 4,718 | 2,607 | -1,848 | -1,884 | -3,732 |
| 1998 I | 5,161 | 2,977 | -308 | 7,830 | -2,647 | -3,754 | -6,401 |
| II | 2,945 | 2,849 | -3,815 | 1,980 | 1,235 | -4,531 | -3,296 |
| III | -1,988 | 4,787 | 2,293 | 5,092 | -1,396 | -2,453 | -3,849 |
| IV | 5,672 | 2,867 | 1,565 | 10,104 | -4,268 | -4,420 | -8,688 |
| 1999 I | -770 | -784 | -3,941 | -5,496 | -42 | -3,432 | -3,474 |
| II | 6,491 | 7,277 | -3,914 | 9,854 | 1,508 | -3,352 | -1,844 |
| III | -3,914 | 4,634 | -3,815 | -3,096 | -2,105 | -5,501 | -7,606 |
| 1997 O | 321 | 1,886 | 3,364 | 5,571 | -2,250 | 89 | -2,161 |
| N | -4,190 | 336 | 1,436 | -2,419 | -236 | -875 | -1,111 |
| D | -2,082 | 1,618 | -81 | -545 | 637 | -1,098 | -460 |
| 1998 J | -293 | -35 | 1,145 | 817 | -2,002 | -375 | -2,377 |
| F | 740 | 765 | -2,002 | -497 | 13 | -1,294 | -1,280 |
| M | 4,714 | 2,246 | 549 | 7,510 | -657 | -2,086 | -2,743 |
| A | -5,255 | 1,153 | 1,158 | -2,944 | 585 | -1,884 | -1,299 |
| M | 4,413 | 1,781 | -2,574 | 3,619 | 203 | -1,209 | -1,006 |
| J | 3,788 | -85 | -2,398 | 1,305 | 447 | -1,438 | -991 |
| J | 2,970 | -100 | -1,798 | 1,072 | -980 | -2,693 | -3,673 |
| A | 204 | 7,836 | 1,785 | 9,824 | 2,000 | -202 | 1,798 |
| S | -5,162 | -2,949 | 2,306 | -5,805 | -2,416 | 442 | -1,974 |
| O | 3,563 | -1,194 | -639 | 1,730 | -350 | 379 | 29 |
| N | -915 | 4,043 | 1,318 | 4,446 | -2,433 | -1,645 | -4,078 |
| D | 3,024 | 18 | 886 | 3,928 | -1,484 | -3,154 | -4,639 |
| 1999 J | -789 | 177 | -4,357 | -4,969 | -313 | -769 | -1,081 |
| F | 55 | -240 | 818 | 633 | 796 | -349 | 447 |
| M | -36 | -722 | -402 | -1,160 | -526 | -2,314 | -2,839 |
| A | 1,304 | 3,065 | -136 | 4,233 | 1,261 | -254 | 1,007 |
| M | 4,056 | 1,910 | -804 | 5,161 | -77 | -687 | -764 |
| J | 1,132 | 2,302 | -2,974 | 460 | 323 | -2,410 | -2,087 |
| J | 2,336 | 1,301 | -1,724 | 1,912 | 1,076 | -5,133 | -4,057 |
| A | -4,608 | 2,297 | 327 | -1,984 | -1,080 | -632 | -1,711 |
| S | -1,643 | 1,037 | -2,418 | -3,025 | -2,102 | 264 | -1,838 |
| O | 2,474 | 1,916 | -978 | 3,413 | 1,531 | -235 | 1,297 |

1 Inclusive of new issues, retirements, trade in outstanding and change in interest payable - Incluant les nouvelles émissions, les remboursements, les opérations sur les obligations en circulation et le changement aux intérêts à payer.

2 Transactions in foreign money market securities are not available - Les opérations en valeurs mobilières du marché monétaire étranger ne sont pas disponibles.

Note: Throughout tables 1-14 a minus sign indicates the purchase of securities from non-residents, i.e. an outflow of capital from Canada.

Nota: Dans les tableaux 1 à 14 un signe moins indique l'achat de valeurs mobilières auprès des non-résidents, i.e. une sortie de capital du Canada.

Table 2
Portfolio Transactions with Non-residents in Canadian
Bonds, by Sector and Type of Transaction

Tableau 2
Opérations de portefeuille en obligations canadiennes avec les non-
résidents, par secteur et catégorie de transactions

| Federal Government - Administration publique fédérale | | | | | | | | | | | |
|---|-----|---------------------------------------|----------------|--------|--------------------------|------------|---------|----------|---------------------------------|-------|--------|
| | | New Issues and Retirements | | | Outstanding Issues | | | Interest | | | Total |
| | | Nouvelles émissions et remboursements | | | Émissions en circulation | | | Intérêt | | | |
| Period | | New Issues | Retirements | Total | Sales | Purchases | Accrued | Paid | Change in interest payable | | |
| Période | | Nouvelles émissions | Remboursements | Total | Ventes | Achats | Couru | Payé | Changement aux intérêts à payer | | |
| <i>D No.</i> | A | 78100 | 78128 | 60158 | 78154 | 78161 | 78093 | 60165 | 60172 | 60101 | 60179 |
| | Q | 79040 | 79068 | 60258 | 79094 | 79101 | 79033 | 60265 | 60272 | 60201 | 60279 |
| | M | 79150 | 79160 | 60358 | 79186 | 79193 | 79143 | 60365 | 60372 | 60301 | 60379 |
| millions of dollars - millions de dollars | | | | | | | | | | | |
| 1986 | | 2,718 | -1,204 | 1,514 | 27,500 | -19,556 | 7,944 | 2,428 | -2,246 | 182 | 9,640 |
| 1987 | | 745 | -2,665 | -1,920 | 31,114 | -26,904 | 4,209 | 2,993 | -3,051 | -58 | 2,231 |
| 1988 | | - | -1,704 | -1,704 | 46,362 | -36,231 | 10,130 | 3,529 | -3,402 | 127 | 8,553 |
| 1989 | | - | -3,276 | -3,276 | 82,621 | -68,951 | 13,670 | 4,269 | -4,184 | 85 | 10,479 |
| 1990 | | - | -4,755 | -4,755 | 126,026 | -113,731 | 12,296 | 5,174 | -5,021 | 152 | 7,692 |
| 1991 | | - | -4,523 | -4,523 | 169,630 | -157,639 | 11,991 | 5,829 | -5,705 | 123 | 7,592 |
| 1992 | | - | -5,134 | -5,134 | 248,358 | -239,869 | 8,488 | 6,166 | -5,901 | 265 | 3,619 |
| 1993 | | - | -6,253 | -6,253 | 367,574 | -354,188 | 13,386 | 6,656 | -6,369 | 287 | 7,420 |
| 1994 | | 5,311 | -3,855 | 1,456 | 509,724 | -513,971 | -4,246 | 6,336 | -5,859 | 477 | -2,314 |
| 1995 | | 3,103 | -4,079 | -976 | 458,633 | -445,295 | 13,338 | 6,322 | -6,018 | 304 | 12,666 |
| 1996 | | 4,807 | -6,597 | -1,790 | 651,568 | -642,554 | 9,014 | 6,676 | -6,485 | 190 | 7,414 |
| 1997 | | 2,910 | -7,086 | -4,176 | 1,010,613 | -1,011,942 | -1,330 | 6,816 | -6,703 | 113 | -5,392 |
| 1998 | | 12,470 | -9,222 | 3,249 | 801,584 | -811,655 | -10,071 | 6,119 | -5,799 | 320 | -6,502 |
| 1997 | III | 2,133 | -5,824 | -3,691 | 293,938 | -286,421 | 7,517 | 1,682 | -1,879 | -196 | 3,629 |
| | IV | 622 | -84 | 538 | 239,302 | -245,924 | -6,622 | 1,713 | -1,653 | 60 | -6,024 |
| 1998 | I | 3,361 | -3,367 | -6 | 220,017 | -218,443 | 1,574 | 1,583 | -1,554 | 29 | 1,597 |
| | II | 38 | -866 | -828 | 213,317 | -217,208 | -3,890 | 1,568 | -1,493 | 76 | -4,643 |
| | III | 3,831 | -2,941 | 891 | 224,166 | -231,260 | -7,094 | 1,533 | -1,456 | 77 | -6,127 |
| | IV | 5,240 | -2,048 | 3,192 | 144,084 | -144,745 | -661 | 1,435 | -1,296 | 139 | 2,670 |
| 1999 | I | 1,920 | -4,770 | -2,850 | 132,383 | -132,128 | 255 | 1,390 | -1,357 | 33 | -2,562 |
| | II | - | - | - | 138,130 | -137,108 | 1,023 | 1,378 | -1,279 | 99 | 1,122 |
| | III | - | -2,754 | -2,754 | 126,933 | -125,026 | 1,907 | 1,392 | -1,341 | 51 | -797 |
| 1997 | O | 472 | -69 | 403 | 92,698 | -92,922 | -223 | 590 | -218 | 372 | 551 |
| | N | 42 | - | 42 | 68,839 | -73,874 | -5,035 | 559 | -216 | 343 | -4,650 |
| | D | 107 | -14 | 93 | 77,765 | -79,128 | -1,363 | 564 | -1,220 | -656 | -1,926 |
| 1998 | J | - | - | - | 74,648 | -75,066 | -418 | 551 | -85 | 466 | 48 |
| | F | 2,658 | -2,353 | 305 | 64,354 | -66,952 | -2,598 | 485 | -286 | 199 | -2,094 |
| | M | 703 | -1,014 | -311 | 81,015 | -76,425 | 4,590 | 547 | -1,183 | -636 | 3,644 |
| | A | - | -172 | -172 | 63,856 | -69,392 | -5,535 | 525 | -175 | 350 | -5,357 |
| | M | - | -597 | -597 | 60,462 | -60,174 | 289 | 527 | -309 | 218 | -90 |
| | J | 38 | -98 | -60 | 88,999 | -87,642 | 1,357 | 516 | -1,009 | -493 | 804 |
| | J | 3,412 | -22 | 3,390 | 63,727 | -66,222 | -2,495 | 536 | -154 | 382 | 1,277 |
| | A | 115 | - | 115 | 68,536 | -71,168 | -2,633 | 523 | -138 | 385 | -2,132 |
| | S | 304 | -2,918 | -2,614 | 91,904 | -93,870 | -1,966 | 474 | -1,164 | -691 | -5,271 |
| | O | 533 | -176 | 357 | 60,767 | -61,463 | -696 | 486 | -105 | 381 | 42 |
| | N | 4,707 | -1,353 | 3,354 | 43,680 | -46,724 | -3,044 | 468 | -111 | 357 | 666 |
| | D | - | -519 | -519 | 39,637 | -36,557 | 3,080 | 480 | -1,080 | -599 | 1,962 |
| 1999 | J | 456 | - | 456 | 41,539 | -42,246 | -707 | 490 | -86 | 404 | 152 |
| | F | 39 | -2,963 | -2,924 | 43,907 | -43,750 | 156 | 432 | -245 | 187 | -2,581 |
| | M | 1,426 | -1,808 | -382 | 46,938 | -46,132 | 806 | 468 | -1,026 | -558 | -134 |
| | A | - | - | - | 41,580 | -41,405 | 175 | 454 | -91 | 364 | 539 |
| | M | - | - | - | 47,561 | -47,182 | 378 | 469 | -92 | 377 | 755 |
| | J | - | - | - | 48,989 | -48,520 | 469 | 455 | -1,096 | -642 | -173 |
| | J | - | -223 | -223 | 39,386 | -37,883 | 1,503 | 471 | -311 | 159 | 1,439 |
| | A | - | -112 | -112 | 43,758 | -44,500 | -743 | 471 | -25 | 447 | -408 |
| | S | - | -2,419 | -2,419 | 43,789 | -42,642 | 1,147 | 450 | -1,005 | -555 | -1,828 |
| | O | - | -66 | -66 | 40,770 | -38,353 | 2,418 | 473 | -86 | 387 | 2,739 |

Table 2
Portfolio Transactions with Non-residents in Canadian
Bonds, by Sector and Type of Transaction - Continued

Tableau 2
Opérations de portefeuille en obligations canadiennes avec les non-
résidents, par secteur et catégorie de transactions - suite

| Federal Government Enterprises - Entreprises publiques fédérales | | | | | | | | | | | |
|--|----------|---------------------------------------|----------------|--------|--------------------------|-----------|-------|----------|--------|---------------------------------|--------|
| | | New Issues and Retirements | | | Outstanding Issues | | | Interest | | | Total |
| | | Nouvelles émissions et remboursements | | | Émissions en circulation | | | Intérêt | | | |
| Period | | New Issues | Retirements | Total | Sales | Purchases | Total | Accrued | Paid | Change in interest payable | |
| Période | | Nouvelles émissions | Remboursements | Total | Ventes | Achats | Total | Couru | Payé | Changement aux intérêts à payer | |
| <i>D No.</i> | <i>A</i> | 78101 | 78129 | 60159 | 78155 | 78162 | 78094 | 60166 | 60173 | 60102 | 60180 |
| | <i>Q</i> | 79041 | 79069 | 60259 | 79095 | 79102 | 79034 | 60266 | 60273 | 60202 | 60280 |
| | <i>M</i> | 79151 | 79161 | 60359 | 79187 | 79194 | 79144 | 60366 | 60373 | 60302 | 60380 |
| millions of dollars - millions de dollars | | | | | | | | | | | |
| 1986 | | 2,731 | -909 | 1,822 | 1,055 | -1,115 | -61 | 1,018 | -956 | 62 | 1,824 |
| 1987 | | 1,415 | -1,070 | 345 | 520 | -465 | 54 | 1,069 | -1,078 | -9 | 390 |
| 1988 | | 1,602 | -2,095 | -493 | 290 | -329 | -39 | 985 | -992 | -6 | -539 |
| 1989 | | 1,624 | -1,330 | 294 | 745 | -555 | 191 | 868 | -866 | 3 | 488 |
| 1990 | | 1,585 | -1,720 | -136 | 409 | -505 | -95 | 863 | -841 | 22 | -209 |
| 1991 | | 1,941 | -2,517 | -576 | 725 | -313 | 411 | 788 | -829 | -42 | -206 |
| 1992 | | 2,301 | -2,914 | -614 | 486 | -315 | 170 | 836 | -815 | 21 | -422 |
| 1993 | | 3,637 | -2,331 | 1,305 | 275 | -330 | -55 | 820 | -806 | 14 | 1,264 |
| 1994 | | 3,046 | -2,083 | 963 | 743 | -670 | 73 | 853 | -862 | -9 | 1,027 |
| 1995 | | 1,840 | -561 | 1,278 | 781 | -737 | 44 | 793 | -776 | 17 | 1,339 |
| 1996 | | 2,224 | -1,946 | 278 | 686 | -747 | -62 | 713 | -705 | 9 | 225 |
| 1997 | | 2,629 | -1,916 | 713 | 2,737 | -2,826 | -89 | 785 | -747 | 38 | 662 |
| 1998 | | 3,726 | -3,507 | 219 | 1,967 | -1,811 | 155 | 812 | -788 | 24 | 398 |
| 1997 | III | 52 | -187 | -135 | 599 | -632 | -32 | 205 | -203 | 2 | -166 |
| | IV | 658 | -1,016 | -358 | 1,099 | -1,193 | -94 | 202 | -226 | -24 | -477 |
| 1998 | I | 705 | -490 | 215 | 592 | -634 | -42 | 192 | -130 | 62 | 235 |
| | II | 1,971 | -1,081 | 890 | 412 | -364 | 48 | 196 | -244 | -48 | 891 |
| | III | 639 | -848 | -209 | 258 | -323 | -66 | 213 | -220 | -7 | -282 |
| | IV | 410 | -1,088 | -678 | 704 | -489 | 215 | 212 | -195 | 17 | -446 |
| 1999 | I | 286 | -281 | 5 | 508 | -395 | 112 | 213 | -134 | 78 | 195 |
| | II | 2,371 | -297 | 2,075 | 1,362 | -822 | 540 | 228 | -342 | -114 | 2,500 |
| | III | 659 | -2,353 | -1,695 | 534 | -377 | 157 | 240 | -218 | 22 | -1,516 |
| 1997 | O | 402 | -412 | -10 | 232 | -299 | -67 | 69 | -70 | -1 | -78 |
| | N | - | -115 | -115 | 467 | -491 | -24 | 66 | -61 | 4 | -135 |
| | D | 256 | -489 | -233 | 400 | -403 | -3 | 67 | -95 | -28 | -264 |
| 1998 | J | 14 | -3 | 11 | 161 | -187 | -26 | 66 | -21 | 45 | 31 |
| | F | 200 | -55 | 145 | 167 | -177 | -10 | 60 | -28 | 32 | 167 |
| | M | 491 | -432 | 59 | 264 | -270 | -6 | 66 | -82 | -16 | 37 |
| | A | 404 | -1,041 | -637 | 162 | -165 | -3 | 64 | -162 | -98 | -738 |
| | M | 1,259 | -3 | 1,255 | 76 | -91 | -15 | 65 | -21 | 44 | 1,285 |
| | J | 308 | -36 | 272 | 174 | -108 | 66 | 67 | -61 | 6 | 344 |
| | J | 26 | -43 | -16 | 105 | -117 | -12 | 71 | -57 | 15 | -14 |
| | A | 186 | -238 | -52 | 68 | -121 | -53 | 72 | -92 | -20 | -125 |
| | S | 428 | -568 | -140 | 84 | -85 | -1 | 69 | -71 | -2 | -142 |
| | O | - | -181 | -181 | 301 | -234 | 67 | 72 | -53 | 19 | -96 |
| | N | 260 | -466 | -206 | 263 | -152 | 110 | 70 | -64 | 6 | -90 |
| | D | 150 | -440 | -290 | 141 | -103 | 38 | 69 | -78 | -8 | -260 |
| 1999 | J | - | -154 | -154 | 113 | -96 | 17 | 74 | -21 | 53 | -84 |
| | F | 39 | -10 | 28 | 202 | -138 | 64 | 66 | -39 | 27 | 119 |
| | M | 248 | -117 | 130 | 192 | -161 | 31 | 73 | -75 | -2 | 160 |
| | A | 254 | -3 | 250 | 352 | -219 | 132 | 71 | -135 | -64 | 319 |
| | M | 1,052 | -223 | 830 | 672 | -364 | 309 | 77 | -127 | -50 | 1,088 |
| | J | 1,066 | -71 | 995 | 337 | -239 | 99 | 80 | -80 | - | 1,093 |
| | J | 337 | -609 | -273 | 221 | -229 | -8 | 84 | -63 | 22 | -259 |
| | A | 206 | -1,029 | -823 | 69 | -30 | 39 | 80 | -91 | -11 | -795 |
| | S | 116 | -715 | -599 | 244 | -118 | 126 | 76 | -65 | 11 | -461 |
| | O | 230 | -305 | -75 | 79 | -86 | -7 | 77 | -48 | 29 | -52 |

Table 2
Portfolio Transactions with Non-residents in Canadian
Bonds, by Sector and Type of Transaction - Continued

Tableau 2
Opérations de portefeuille en obligations canadiennes avec les non-
résidents, par secteur et catégorie de transactions - suite

| Provincial Governments - Administrations publiques provinciales | | | | | | | | | | | |
|---|----------|---------------------------------------|----------------|--------|--------------------------|-----------|--------|----------|--------|---------------------------------|--------|
| | | New Issues and Retirements | | | Outstanding Issues | | | Interest | | | Total |
| | | Nouvelles émissions et remboursements | | | Émissions en circulation | | | Intérêt | | | |
| Period | | New Issues | Retirements | Total | Sales | Purchases | | Accrued | Paid | Change in interest payable | |
| Période | | Nouvelles émissions | Remboursements | Total | Ventes | Achats | Total | Couru | Payé | Changement aux intérêts à payer | |
| <i>D No.</i> | <i>A</i> | 78102 | 78130 | 60160 | 78156 | 78163 | 78095 | 60167 | 60174 | 60103 | 60181 |
| | <i>Q</i> | 79042 | 79070 | 60260 | 79096 | 79103 | 79035 | 60267 | 60274 | 60203 | 60281 |
| | <i>M</i> | 79152 | 79162 | 60360 | 79188 | 79195 | 79145 | 60367 | 60374 | 60303 | 60381 |
| millions of dollars - millions de dollars | | | | | | | | | | | |
| 1986 | | 6,961 | -1,171 | 5,790 | 3,745 | -2,862 | 882 | 2,980 | -2,802 | 178 | 6,850 |
| 1987 | | 3,678 | -2,363 | 1,315 | 1,800 | -1,643 | 157 | 3,269 | -3,235 | 34 | 1,506 |
| 1988 | | 5,051 | -2,065 | 2,985 | 1,886 | -1,522 | 363 | 3,256 | -3,160 | 97 | 3,445 |
| 1989 | | 4,157 | -3,126 | 1,031 | 2,252 | -2,532 | -280 | 3,318 | -3,312 | 6 | 757 |
| 1990 | | 6,142 | -2,250 | 3,892 | 2,173 | -2,465 | -292 | 3,441 | -3,348 | 93 | 3,692 |
| 1991 | | 16,974 | -5,910 | 11,064 | 5,607 | -4,287 | 1,320 | 4,171 | -3,673 | 498 | 12,882 |
| 1992 | | 15,067 | -4,342 | 10,725 | 7,201 | -6,069 | 1,131 | 5,214 | -4,928 | 286 | 12,143 |
| 1993 | | 21,571 | -4,459 | 17,112 | 15,413 | -15,602 | -189 | 6,536 | -5,968 | 568 | 17,491 |
| 1994 | | 19,941 | -5,156 | 14,785 | 20,430 | -22,040 | -1,611 | 7,751 | -7,331 | 420 | 13,595 |
| 1995 | | 12,165 | -4,763 | 7,402 | 12,710 | -12,970 | -260 | 8,340 | -8,223 | 117 | 7,260 |
| 1996 | | 15,720 | -9,991 | 5,729 | 10,477 | -11,714 | -1,237 | 8,161 | -8,199 | -38 | 4,455 |
| 1997 | | 10,271 | -11,191 | -920 | 11,593 | -12,942 | -1,349 | 7,971 | -7,978 | -7 | -2,276 |
| 1998 | | 10,763 | -11,103 | -340 | 15,086 | -15,671 | -585 | 7,938 | -8,028 | -90 | -1,016 |
| 1997 | III | 4,323 | -2,128 | 2,195 | 2,445 | -2,380 | 65 | 2,016 | -2,233 | -217 | 2,042 |
| | IV | 645 | -4,925 | -4,281 | 4,423 | -4,792 | -369 | 1,991 | -1,755 | 236 | -4,413 |
| 1998 | I | 2,300 | -1,984 | 316 | 4,121 | -4,691 | -569 | 1,938 | -2,256 | -319 | -572 |
| | II | 1,005 | -1,867 | -862 | 3,397 | -4,093 | -696 | 1,922 | -1,697 | 225 | -1,333 |
| | III | 3,018 | -2,992 | 26 | 3,340 | -3,086 | 254 | 2,003 | -2,349 | -346 | -66 |
| | IV | 4,440 | -4,260 | 180 | 4,227 | -3,801 | 426 | 2,075 | -1,726 | 349 | 956 |
| 1999 | I | 2,536 | -3,201 | -665 | 4,312 | -4,855 | -544 | 1,967 | -2,310 | -343 | -1,552 |
| | II | 454 | -1,974 | -1,520 | 4,895 | -4,967 | -72 | 1,899 | -1,747 | 152 | -1,440 |
| | III | 2,679 | -5,027 | -2,348 | 4,241 | -4,232 | 10 | 1,923 | -2,239 | -317 | -2,655 |
| 1997 | O | 405 | -3,012 | -2,606 | 1,811 | -2,115 | -304 | 668 | -653 | 14 | -2,896 |
| | N | 79 | -771 | -692 | 1,110 | -1,064 | 46 | 652 | -561 | 92 | -555 |
| | D | 161 | -1,142 | -982 | 1,501 | -1,612 | -111 | 671 | -541 | 131 | -962 |
| 1998 | J | - | -156 | -156 | 936 | -1,294 | -358 | 670 | -930 | -260 | -773 |
| | F | 899 | -258 | 641 | 1,353 | -1,539 | -186 | 606 | -810 | -204 | 250 |
| | M | 1,401 | -1,570 | -169 | 1,832 | -1,857 | -25 | 662 | -516 | 146 | -49 |
| | A | 109 | -1,112 | -1,003 | 1,394 | -1,579 | -185 | 634 | -595 | 39 | -1,149 |
| | M | - | -518 | -518 | 1,000 | -1,086 | -86 | 654 | -320 | 334 | -270 |
| | J | 896 | -238 | 658 | 1,003 | -1,428 | -425 | 634 | -782 | -148 | 86 |
| | J | 960 | -1,146 | -186 | 781 | -638 | 142 | 662 | -990 | -328 | -371 |
| | A | 1,564 | -946 | 618 | 1,354 | -1,342 | 12 | 681 | -757 | -76 | 554 |
| | S | 493 | -899 | -406 | 1,205 | -1,106 | 99 | 660 | -602 | 58 | -248 |
| | O | 2,704 | -621 | 2,083 | 1,609 | -1,348 | 261 | 707 | -613 | 94 | 2,438 |
| | N | 665 | -3,591 | -2,926 | 1,082 | -1,004 | 78 | 672 | -564 | 108 | -2,740 |
| | D | 1,072 | -49 | 1,023 | 1,536 | -1,448 | 88 | 695 | -548 | 147 | 1,258 |
| 1999 | J | 389 | -1,629 | -1,241 | 1,209 | -1,333 | -125 | 690 | -969 | -279 | -1,644 |
| | F | 1,542 | -1,029 | 513 | 1,834 | -2,085 | -251 | 605 | -857 | -252 | 10 |
| | M | 605 | -543 | 62 | 1,269 | -1,438 | -168 | 672 | -485 | 187 | 81 |
| | A | 100 | -568 | -468 | 1,524 | -1,439 | 85 | 633 | -608 | 25 | -358 |
| | M | 254 | -1,170 | -916 | 1,807 | -1,854 | -47 | 643 | -300 | 343 | -619 |
| | J | 100 | -236 | -136 | 1,564 | -1,675 | -111 | 623 | -840 | -216 | -463 |
| | J | 464 | -533 | -69 | 1,059 | -1,289 | -230 | 649 | -947 | -298 | -597 |
| | A | - | -3,456 | -3,456 | 1,603 | -1,477 | 126 | 649 | -707 | -57 | -3,386 |
| | S | 2,215 | -1,038 | 1,177 | 1,578 | -1,466 | 113 | 624 | -586 | 38 | 1,328 |
| | O | - | -384 | -384 | 988 | -953 | 35 | 652 | -585 | 67 | -282 |

Table 2
Portfolio Transactions with Non-residents in Canadian
Bonds, by Sector and Type of Transaction - Continued

Tableau 2
Opérations de portefeuille en obligations canadiennes avec les non-
résidents, par secteur et catégorie de transactions - suite

| Provincial Government Enterprises - Entreprises publiques provinciales | | | | | | | | | | | |
|--|-----|---------------------------------------|----------------|--------|--------------------------|-----------|--------|----------|--------|---------------------------------|--------|
| | | New Issues and Retirements | | | Outstanding Issues | | | Interest | | | Total |
| | | Nouvelles émissions et remboursements | | | Émissions en circulation | | | Intérêt | | | |
| Period | | New Issues | Retirements | Total | Sales | Purchases | Total | Accrued | Paid | Change in interest payable | |
| Période | | Nouvelles émissions | Remboursements | Total | Ventes | Achats | Total | Couru | Payé | Changement aux intérêts à payer | |
| <i>D No.</i> | A | 78103 | 78131 | 60161 | 78157 | 78164 | 78096 | 60168 | 60175 | 60104 | 60182 |
| | Q | 79043 | 79071 | 60261 | 79097 | 79104 | 79036 | 60268 | 60275 | 60204 | 60282 |
| | M | 79153 | 79163 | 60361 | 79189 | 79196 | 79146 | 60368 | 60375 | 60304 | 60382 |
| millions of dollars - millions de dollars | | | | | | | | | | | |
| 1986 | | 2,279 | -2,318 | -38 | 3,080 | -2,907 | 172 | 3,176 | -3,174 | 2 | 136 |
| 1987 | | 1,566 | -1,979 | -413 | 2,146 | -1,939 | 207 | 3,047 | -3,085 | -38 | -244 |
| 1988 | | 1,183 | -3,358 | -2,176 | 3,076 | -2,334 | 742 | 2,726 | -2,806 | -79 | -1,513 |
| 1989 | | 2,252 | -2,342 | -89 | 1,875 | -1,536 | 339 | 2,531 | -2,513 | 18 | 268 |
| 1990 | | 3,416 | -1,612 | 1,804 | 1,524 | -2,111 | -587 | 2,566 | -2,521 | 46 | 1,262 |
| 1991 | | 7,584 | -1,848 | 5,736 | 5,451 | -5,932 | -481 | 2,917 | -2,687 | 229 | 5,484 |
| 1992 | | 5,365 | -3,835 | 1,530 | 7,064 | -9,229 | -2,165 | 3,128 | -3,077 | 50 | -584 |
| 1993 | | 5,149 | -3,135 | 2,013 | 4,743 | -5,990 | -1,247 | 3,064 | -2,987 | 77 | 844 |
| 1994 | | 5,423 | -1,567 | 3,856 | 4,482 | -5,531 | -1,049 | 3,280 | -3,163 | 116 | 2,923 |
| 1995 | | 2,367 | -2,515 | -148 | 4,094 | -4,891 | -796 | 3,388 | -3,371 | 18 | -927 |
| 1996 | | 2,000 | -2,730 | -730 | 2,584 | -3,703 | -1,119 | 3,034 | -3,086 | -52 | -1,901 |
| 1997 | | 1,398 | -3,668 | -2,270 | 2,811 | -3,254 | -443 | 2,922 | -2,890 | 32 | -2,681 |
| 1998 | | 2,459 | -2,145 | 314 | 4,685 | -5,477 | -792 | 2,913 | -2,836 | 77 | -400 |
| 1997 | III | 324 | -700 | -376 | 699 | -951 | -252 | 732 | -700 | 32 | -596 |
| | IV | 111 | -1,833 | -1,722 | 686 | -779 | -94 | 723 | -569 | 154 | -1,662 |
| 1998 | I | 2,007 | -889 | 1,118 | 1,084 | -1,630 | -546 | 700 | -891 | -192 | 380 |
| | II | 378 | -105 | 273 | 1,844 | -1,736 | 109 | 713 | -680 | 33 | 414 |
| | III | 74 | -426 | -351 | 881 | -1,094 | -212 | 748 | -714 | 34 | -529 |
| | IV | - | -725 | -725 | 875 | -1,017 | -142 | 752 | -550 | 202 | -665 |
| 1999 | I | - | -1,842 | -1,842 | 1,573 | -1,529 | 44 | 687 | -937 | -250 | -2,048 |
| | II | - | -718 | -718 | 950 | -1,117 | -167 | 641 | -671 | -30 | -915 |
| | III | 130 | -554 | -424 | 1,334 | -1,308 | 26 | 647 | -641 | 6 | -393 |
| 1997 | O | 111 | -368 | -257 | 254 | -305 | -51 | 245 | -198 | 47 | -260 |
| | N | - | -570 | -570 | 232 | -234 | -2 | 238 | -122 | 117 | -455 |
| | D | - | -895 | -895 | 200 | -241 | -41 | 240 | -250 | -10 | -946 |
| 1998 | J | 1,081 | -39 | 1,042 | 180 | -708 | -527 | 239 | -241 | -3 | 512 |
| | F | 95 | -125 | -30 | 496 | -396 | 100 | 218 | -293 | -75 | -5 |
| | M | 831 | -725 | 106 | 408 | -526 | -119 | 243 | -357 | -114 | -127 |
| | A | 210 | -21 | 189 | 1,136 | -1,221 | -85 | 233 | -231 | 2 | 106 |
| | M | - | -75 | -75 | 201 | -207 | -6 | 242 | -200 | 42 | -39 |
| | J | 168 | -8 | 160 | 508 | -308 | 200 | 238 | -250 | -12 | 348 |
| | J | 74 | -94 | -20 | 398 | -459 | -61 | 249 | -310 | -61 | -143 |
| | A | - | -29 | -29 | 161 | -327 | -165 | 254 | -235 | 19 | -175 |
| | S | - | -302 | -302 | 322 | -307 | 15 | 245 | -169 | 76 | -211 |
| | O | - | -71 | -71 | 316 | -290 | 26 | 256 | -205 | 51 | 5 |
| | N | - | -60 | -60 | 218 | -237 | -19 | 245 | -123 | 122 | 43 |
| | D | - | -594 | -594 | 341 | -490 | -148 | 251 | -222 | 29 | -713 |
| 1999 | J | - | -17 | -17 | 442 | -442 | 1 | 242 | -280 | -38 | -54 |
| | F | - | -517 | -517 | 633 | -621 | 12 | 212 | -296 | -83 | -588 |
| | M | - | -1,309 | -1,309 | 498 | -467 | 31 | 233 | -361 | -128 | -1,405 |
| | A | - | -718 | -718 | 298 | -351 | -53 | 214 | -241 | -27 | -798 |
| | M | - | - | - | 307 | -338 | -31 | 217 | -190 | 26 | -4 |
| | J | - | - | - | 345 | -428 | -83 | 210 | -239 | -29 | -112 |
| | J | 130 | -243 | -113 | 160 | -160 | - | 218 | -302 | -84 | -196 |
| | A | - | -311 | -311 | 696 | -612 | 84 | 219 | -224 | -6 | -233 |
| | S | - | - | - | 478 | -537 | -59 | 210 | -115 | 95 | 37 |
| | O | 7 | -7 | - | 181 | -238 | -57 | 217 | -167 | 49 | -7 |

Table 2
Portfolio Transactions with Non-residents in Canadian
Bonds, by Sector and Type of Transaction - Continued

Tableau 2
Opérations de portefeuille en obligations canadiennes avec les non-
résidents, par secteur et catégorie de transactions - suite

| | | Municipalities - Municipalités | | | | | | | | | |
|---|-----|---------------------------------------|----------------|-------|--------------------------|-----------|-------|----------|-------|---------------------------------|-------|
| | | New Issues and Retirements | | | Outstanding Issues | | | Interest | | | Total |
| | | Nouvelles émissions et remboursements | | | Émissions en circulation | | | Intérêt | | | |
| Period | | New Issues | Retirements | Total | Sales | Purchases | Total | Accrued | Paid | Change in interest payable | |
| Période | | Nouvelles émissions | Remboursements | Total | Ventes | Achats | Total | Couru | Payé | Changement aux intérêts à payer | |
| <i>D No.</i> | A | 78104 | 78132 | 60162 | 78158 | 78165 | 78097 | 60169 | 60176 | 60105 | 60183 |
| | Q | 79044 | 79072 | 60262 | 79098 | 79105 | 79037 | 60269 | 60276 | 60205 | 60283 |
| | M | 79154 | 79164 | 60362 | 79190 | 79197 | 79147 | 60369 | 60376 | 60305 | 60383 |
| millions of dollars - millions de dollars | | | | | | | | | | | |
| 1986 | | 705 | -522 | 183 | 420 | -423 | -3 | 500 | -497 | 3 | 183 |
| 1987 | | 636 | -658 | -22 | 154 | -168 | -14 | 490 | -489 | 1 | -36 |
| 1988 | | 597 | -432 | 166 | 220 | -183 | 37 | 483 | -465 | 17 | 220 |
| 1989 | | 401 | -471 | -69 | 103 | -149 | -45 | 459 | -444 | 15 | -99 |
| 1990 | | 269 | -501 | -233 | 70 | -101 | -31 | 435 | -441 | -6 | -270 |
| 1991 | | 763 | -687 | 76 | 80 | -105 | -24 | 420 | -399 | 21 | 72 |
| 1992 | | 972 | -839 | 133 | 168 | -139 | 30 | 440 | -424 | 16 | 179 |
| 1993 | | 808 | -682 | 127 | 325 | -166 | 159 | 467 | -450 | 17 | 303 |
| 1994 | | 905 | -383 | 522 | 196 | -126 | 70 | 499 | -484 | 15 | 606 |
| 1995 | | 413 | -850 | -437 | 155 | -83 | 72 | 483 | -510 | -27 | -392 |
| 1996 | | 567 | -481 | 85 | 225 | -96 | 129 | 447 | -455 | -8 | 206 |
| 1997 | | 109 | -541 | -432 | 183 | -128 | 55 | 416 | -445 | -29 | -406 |
| 1998 | | - | -355 | -355 | 303 | -103 | 200 | 406 | -422 | -16 | -171 |
| 1997 | III | - | -39 | -39 | 21 | -26 | -6 | 102 | -52 | 50 | 6 |
| | IV | 61 | -42 | 20 | 79 | -45 | 34 | 103 | -85 | 18 | 72 |
| 1998 | I | - | -37 | -37 | 57 | -29 | 28 | 101 | -135 | -34 | -43 |
| | II | - | -260 | -260 | 104 | -30 | 74 | 101 | -138 | -38 | -224 |
| | III | - | -25 | -25 | 17 | -9 | 8 | 101 | -52 | 48 | 32 |
| | IV | - | -32 | -32 | 124 | -35 | 89 | 104 | -97 | 7 | 64 |
| 1999 | I | - | -266 | -266 | 27 | -32 | -5 | 98 | -139 | -41 | -312 |
| | II | - | -91 | -91 | 39 | -17 | 22 | 94 | -119 | -24 | -93 |
| | III | - | -101 | -101 | 20 | -49 | -29 | 94 | -53 | 41 | -89 |
| 1997 | O | 61 | - | 61 | 7 | -3 | 5 | 34 | -28 | 6 | 72 |
| | N | - | -26 | -26 | 17 | -24 | -7 | 34 | -29 | 4 | -29 |
| | D | - | -16 | -16 | 55 | -18 | 37 | 35 | -27 | 8 | 29 |
| 1998 | J | - | -8 | -8 | 10 | -16 | -6 | 35 | -55 | -20 | -34 |
| | F | - | -11 | -11 | 19 | -5 | 14 | 31 | -33 | -2 | 1 |
| | M | - | -18 | -18 | 29 | -8 | 20 | 35 | -46 | -11 | -10 |
| | A | - | -105 | -105 | 22 | -17 | 5 | 34 | -9 | 25 | -76 |
| | M | - | -43 | -43 | 7 | -4 | 3 | 34 | -83 | -49 | -90 |
| | J | - | -112 | -112 | 75 | -8 | 67 | 33 | -46 | -13 | -58 |
| | J | - | -8 | -8 | 4 | -2 | 2 | 34 | -28 | 6 | - |
| | A | - | -8 | -8 | 5 | -3 | 3 | 34 | -5 | 29 | 23 |
| | S | - | -8 | -8 | 8 | -4 | 4 | 33 | -19 | 14 | 9 |
| | O | - | -9 | -9 | 63 | -3 | 60 | 35 | -37 | -3 | 48 |
| | N | - | -8 | -8 | 10 | -2 | 9 | 34 | -32 | 2 | 2 |
| | D | - | -14 | -14 | 51 | -30 | 20 | 35 | -28 | 8 | 14 |
| 1999 | J | - | -124 | -124 | 5 | -5 | - | 35 | -56 | -21 | -145 |
| | F | - | -69 | -69 | 15 | -5 | 11 | 30 | -35 | -4 | -63 |
| | M | - | -73 | -73 | 6 | -22 | -16 | 33 | -48 | -15 | -105 |
| | A | - | - | - | 13 | -9 | 5 | 31 | -5 | 26 | 31 |
| | M | - | -18 | -18 | 6 | -5 | 1 | 32 | -78 | -46 | -62 |
| | J | - | -73 | -73 | 20 | -3 | 16 | 31 | -36 | -5 | -62 |
| | J | - | -98 | -98 | 5 | -6 | -1 | 32 | -28 | 4 | -95 |
| | A | - | -4 | -4 | 5 | -10 | -4 | 32 | -6 | 26 | 18 |
| | S | - | - | - | 9 | -33 | -24 | 31 | -18 | 12 | -12 |
| | O | - | - | - | 33 | -18 | 15 | 27 | -24 | 3 | 18 |

Table 2
Portfolio Transactions with Non-residents in Canadian
Bonds, by Sector and Type of Transaction - Continued

Tableau 2
Opérations de portefeuille en obligations canadiennes avec les non-
résidents, par secteur et catégorie de transactions - suite

| All Governments and their enterprises - Toutes les administrations publiques et leurs entreprises | | | | | | | | | | | |
|---|-----|---------------------------------------|----------------|--------|--------------------------|------------|---------|----------|---------|---------------------------------|---------|
| | | New Issues and Retirements | | | Outstanding Issues | | | Interest | | | Total |
| | | Nouvelles émissions et remboursements | | | Émissions en circulation | | | Intérêt | | | |
| Period | | New Issues | Retirements | Total | Sales | Purchases | | Accrued | Paid | Change in interest payable | |
| Période | | Nouvelles émissions | Remboursements | Total | Ventes | Achats | Total | Couru | Payé | Changement aux intérêts à payer | |
| D No. | A | 60187 | 60188 | 60186 | 60190 | 60191 | 60189 | 60193 | 60194 | 60192 | 60185 |
| | Q | 60287 | 60288 | 60286 | 60290 | 60291 | 60289 | 60293 | 60294 | 60292 | 60285 |
| | M | 60387 | 60388 | 60386 | 60390 | 60391 | 60389 | 60393 | 60394 | 60392 | 60385 |
| millions of dollars - millions de dollars | | | | | | | | | | | |
| 1986 | | 15,394 | -6,124 | 9,270 | 35,799 | -26,864 | 8,935 | 10,103 | -9,676 | 427 | 18,633 |
| 1987 | | 8,040 | -8,736 | -696 | 35,734 | -31,121 | 4,614 | 10,868 | -10,939 | -71 | 3,847 |
| 1988 | | 8,432 | -9,654 | -1,222 | 51,833 | -40,600 | 11,233 | 10,980 | -10,825 | 155 | 10,166 |
| 1989 | | 8,434 | -10,543 | -2,109 | 87,596 | -73,722 | 13,874 | 11,445 | -11,317 | 127 | 11,892 |
| 1990 | | 11,411 | -10,840 | 571 | 130,202 | -118,913 | 11,289 | 12,479 | -12,172 | 307 | 12,167 |
| 1991 | | 27,263 | -15,485 | 11,778 | 181,493 | -168,276 | 13,217 | 14,125 | -13,294 | 830 | 25,825 |
| 1992 | | 23,705 | -17,064 | 6,641 | 263,276 | -255,622 | 7,654 | 15,784 | -15,146 | 638 | 14,934 |
| 1993 | | 31,165 | -16,860 | 14,304 | 388,330 | -376,277 | 12,053 | 17,542 | -16,579 | 963 | 27,320 |
| 1994 | | 34,626 | -13,044 | 21,582 | 535,575 | -542,338 | -6,763 | 18,719 | -17,699 | 1,019 | 15,838 |
| 1995 | | 19,888 | -12,769 | 7,119 | 476,374 | -463,975 | 12,399 | 19,326 | -18,897 | 428 | 19,947 |
| 1996 | | 25,318 | -21,745 | 3,573 | 665,539 | -658,814 | 6,725 | 19,031 | -18,930 | 101 | 10,399 |
| 1997 | | 17,318 | -24,402 | -7,084 | 1,027,937 | -1,031,092 | -3,155 | 18,910 | -18,764 | 147 | -10,092 |
| 1998 | | 29,418 | -26,331 | 3,087 | 823,625 | -834,716 | -11,092 | 18,189 | -17,874 | 315 | -7,690 |
| 1997 | III | 6,831 | -8,879 | -2,047 | 297,702 | -290,410 | 7,292 | 4,738 | -5,067 | -329 | 4,915 |
| | IV | 2,097 | -7,900 | -5,803 | 245,589 | -252,734 | -7,145 | 4,732 | -4,288 | 444 | -12,504 |
| 1998 | I | 8,373 | -6,767 | 1,606 | 225,872 | -225,427 | 445 | 4,513 | -4,966 | -454 | 1,597 |
| | II | 3,391 | -4,179 | -788 | 219,076 | -223,430 | -4,354 | 4,500 | -4,252 | 248 | -4,894 |
| | III | 7,563 | -7,231 | 331 | 228,662 | -235,772 | -7,110 | 4,598 | -4,792 | -193 | -6,972 |
| | IV | 10,090 | -8,154 | 1,937 | 150,015 | -150,087 | -72 | 4,578 | -3,864 | 714 | 2,579 |
| 1999 | I | 4,743 | -10,361 | -5,618 | 138,803 | -138,940 | -137 | 4,354 | -4,878 | -523 | -6,279 |
| | II | 2,826 | -3,080 | -254 | 145,376 | -144,031 | 1,345 | 4,240 | -4,157 | 83 | 1,174 |
| | III | 3,468 | -10,790 | -7,322 | 133,062 | -130,991 | 2,070 | 4,296 | -4,493 | -197 | -5,449 |
| 1997 | O | 1,452 | -3,861 | -2,409 | 95,003 | -95,644 | -640 | 1,606 | -1,167 | 438 | -2,612 |
| | N | 121 | -1,482 | -1,361 | 70,665 | -75,688 | -5,023 | 1,549 | -988 | 561 | -5,823 |
| | D | 524 | -2,557 | -2,033 | 79,921 | -81,403 | -1,482 | 1,577 | -2,132 | -555 | -4,070 |
| 1998 | J | 1,095 | -206 | 889 | 75,936 | -77,270 | -1,334 | 1,560 | -1,332 | 228 | -217 |
| | F | 3,852 | -2,802 | 1,050 | 66,389 | -69,070 | -2,681 | 1,400 | -1,450 | -51 | -1,682 |
| | M | 3,426 | -3,759 | -333 | 83,547 | -79,087 | 4,460 | 1,553 | -2,184 | -631 | 3,496 |
| | A | 723 | -2,451 | -1,728 | 66,570 | -72,374 | -5,803 | 1,489 | -1,171 | 318 | -7,214 |
| | M | 1,259 | -1,236 | 23 | 61,746 | -61,562 | 184 | 1,523 | -933 | 590 | 797 |
| | J | 1,410 | -492 | 918 | 90,759 | -89,494 | 1,265 | 1,488 | -2,148 | -660 | 1,523 |
| | J | 4,473 | -1,313 | 3,159 | 65,015 | -67,438 | -2,423 | 1,552 | -1,540 | 13 | 748 |
| | A | 1,865 | -1,221 | 643 | 70,124 | -72,961 | -2,837 | 1,565 | -1,227 | 338 | -1,856 |
| | S | 1,225 | -4,696 | -3,471 | 93,523 | -95,373 | -1,850 | 1,481 | -2,025 | -544 | -5,864 |
| | O | 3,237 | -1,059 | 2,178 | 63,055 | -63,338 | -283 | 1,557 | -1,014 | 542 | 2,438 |
| | N | 5,632 | -5,479 | 153 | 45,252 | -48,120 | -2,867 | 1,490 | -894 | 596 | -2,118 |
| | D | 1,222 | -1,616 | -395 | 41,707 | -38,629 | 3,078 | 1,531 | -1,955 | -424 | 2,259 |
| 1999 | J | 844 | -1,924 | -1,079 | 43,309 | -44,123 | -814 | 1,531 | -1,412 | 119 | -1,774 |
| | F | 1,619 | -4,588 | -2,968 | 46,591 | -46,599 | -8 | 1,345 | -1,472 | -126 | -3,102 |
| | M | 2,279 | -3,850 | -1,571 | 48,903 | -48,219 | 684 | 1,478 | -1,994 | -516 | -1,403 |
| | A | 354 | -1,289 | -936 | 43,767 | -43,422 | 345 | 1,404 | -1,080 | 324 | -267 |
| | M | 1,306 | -1,411 | -104 | 50,353 | -49,743 | 611 | 1,437 | -786 | 651 | 1,157 |
| | J | 1,166 | -380 | 786 | 51,255 | -50,866 | 390 | 1,399 | -2,291 | -892 | 284 |
| | J | 930 | -1,706 | -776 | 40,832 | -39,567 | 1,265 | 1,454 | -1,651 | -197 | 292 |
| | A | 206 | -4,911 | -4,706 | 46,131 | -46,629 | -498 | 1,451 | -1,053 | 398 | -4,805 |
| | S | 2,331 | -4,172 | -1,841 | 46,099 | -44,795 | 1,303 | 1,390 | -1,789 | -398 | -936 |
| | O | 237 | -761 | -524 | 42,051 | -39,648 | 2,404 | 1,445 | -910 | 535 | 2,415 |

Table 2
Portfolio Transactions with Non-residents in Canadian
Bonds, by Sector and Type of Transaction - Continued

Tableau 2
Opérations de portefeuille en obligations canadiennes avec les non-
résidents, par secteur et catégorie de transactions - suite

| | | Corporations - Sociétés | | | | | | | | | |
|---|-----|---------------------------------------|----------------|--------|--------------------------|-----------|-------|----------|--------|---------------------------------|--------|
| | | New Issues and Retirements | | | Outstanding Issues | | | Interest | | | Total |
| | | Nouvelles émissions et remboursements | | | Émissions en circulation | | | Intérêt | | | |
| Period | | New Issues | Retirements | Total | Sales | Purchases | Total | Accrued | Paid | Change in interest payable | |
| Période | | Nouvelles émissions | Remboursements | Total | Ventes | Achats | Total | Couru | Payé | Changement aux intérêts à payer | |
| <i>D No.</i> | A | 78105 | 78133 | 60163 | 78159 | 78166 | 78098 | 60170 | 60177 | 60106 | 60184 |
| | Q | 79045 | 79073 | 60263 | 79099 | 79106 | 79038 | 60270 | 60277 | 60206 | 60284 |
| | M | 79155 | 79165 | 60363 | 79191 | 79198 | 79148 | 60370 | 60377 | 60306 | 60384 |
| millions of dollars - millions de dollars | | | | | | | | | | | |
| 1986 | | 8,460 | -3,946 | 4,514 | 3,843 | -3,885 | -42 | 2,896 | -2,766 | 131 | 4,604 |
| 1987 | | 7,665 | -3,481 | 4,185 | 2,124 | -2,293 | -169 | 3,106 | -2,902 | 204 | 4,220 |
| 1988 | | 9,093 | -3,664 | 5,430 | 1,719 | -1,438 | 281 | 3,447 | -3,178 | 269 | 5,980 |
| 1989 | | 9,237 | -3,151 | 6,086 | 1,357 | -1,377 | -20 | 3,900 | -3,671 | 229 | 6,294 |
| 1990 | | 5,688 | -2,752 | 2,936 | 1,259 | -1,774 | -515 | 4,365 | -4,275 | 89 | 2,510 |
| 1991 | | 7,119 | -5,010 | 2,109 | 3,154 | -3,046 | 107 | 4,488 | -4,466 | 21 | 2,238 |
| 1992 | | 9,921 | -7,374 | 2,546 | 4,731 | -3,401 | 1,330 | 4,678 | -4,723 | -44 | 3,832 |
| 1993 | | 12,966 | -10,463 | 2,503 | 8,531 | -6,815 | 1,717 | 5,088 | -5,181 | -93 | 4,126 |
| 1994 | | 8,637 | -9,360 | -722 | 7,548 | -6,696 | 853 | 5,527 | -5,501 | 26 | 156 |
| 1995 | | 18,112 | -7,451 | 10,660 | 5,137 | -5,391 | -254 | 6,332 | -5,955 | 377 | 10,783 |
| 1996 | | 18,624 | -11,798 | 6,826 | 6,198 | -5,974 | 224 | 6,904 | -6,748 | 157 | 7,207 |
| 1997 | | 21,559 | -7,452 | 14,108 | 9,723 | -8,033 | 1,690 | 7,646 | -7,225 | 422 | 16,219 |
| 1998 | | 23,310 | -6,606 | 16,705 | 9,174 | -6,962 | 2,213 | 9,310 | -8,748 | 563 | 19,480 |
| 1997 | III | 4,654 | -3,222 | 1,432 | 3,064 | -2,506 | 559 | 1,940 | -1,784 | 156 | 2,146 |
| | IV | 6,856 | -1,032 | 5,824 | 2,941 | -2,185 | 756 | 2,069 | -2,096 | -27 | 6,553 |
| 1998 | I | 4,702 | -1,650 | 3,052 | 1,549 | -1,329 | 220 | 2,070 | -1,778 | 292 | 3,564 |
| | II | 9,008 | -2,013 | 6,995 | 2,556 | -1,775 | 781 | 2,218 | -2,155 | 64 | 7,840 |
| | III | 4,572 | -1,018 | 3,553 | 2,371 | -1,360 | 1,012 | 2,453 | -2,034 | 419 | 4,983 |
| | IV | 5,029 | -1,925 | 3,105 | 2,698 | -2,498 | 200 | 2,569 | -2,781 | -212 | 3,093 |
| 1999 | I | 5,046 | -786 | 4,260 | 2,896 | -2,077 | 819 | 2,562 | -2,132 | 430 | 5,508 |
| | II | 5,657 | -1,485 | 4,173 | 3,222 | -1,985 | 1,237 | 2,621 | -2,712 | -92 | 5,318 |
| | III | 4,092 | -3,115 | 977 | 2,838 | -2,756 | 82 | 2,746 | -2,271 | 475 | 1,535 |
| 1997 | O | 2,886 | -67 | 2,819 | 644 | -478 | 167 | 675 | -729 | -53 | 2,933 |
| | N | 1,101 | -170 | 931 | 1,644 | -1,130 | 514 | 679 | -492 | 187 | 1,633 |
| | D | 2,869 | -795 | 2,074 | 652 | -577 | 75 | 714 | -875 | -161 | 1,988 |
| 1998 | J | 979 | -1,073 | -95 | 373 | -371 | 1 | 710 | -692 | 18 | -76 |
| | F | 2,277 | -146 | 2,131 | 591 | -387 | 205 | 645 | -559 | 86 | 2,422 |
| | M | 1,446 | -430 | 1,016 | 585 | -571 | 14 | 716 | -527 | 189 | 1,218 |
| | A | 2,560 | -822 | 1,738 | 898 | -615 | 283 | 707 | -769 | -62 | 1,959 |
| | M | 3,655 | -492 | 3,163 | 792 | -558 | 234 | 754 | -534 | 219 | 3,616 |
| | J | 2,793 | -700 | 2,094 | 866 | -602 | 264 | 758 | -851 | -93 | 2,265 |
| | J | 2,248 | -328 | 1,921 | 702 | -453 | 249 | 801 | -750 | 52 | 2,221 |
| | A | 1,566 | -163 | 1,403 | 874 | -378 | 496 | 838 | -678 | 161 | 2,059 |
| | S | 757 | -528 | 230 | 796 | -529 | 267 | 813 | -607 | 206 | 703 |
| | O | 1,861 | -639 | 1,222 | 844 | -810 | 34 | 858 | -988 | -130 | 1,126 |
| | N | 1,646 | -777 | 869 | 818 | -651 | 168 | 837 | -671 | 166 | 1,203 |
| | D | 1,522 | -509 | 1,013 | 1,036 | -1,037 | -1 | 873 | -1,121 | -248 | 764 |
| 1999 | J | 573 | -88 | 486 | 950 | -518 | 432 | 877 | -810 | 67 | 985 |
| | F | 3,219 | -363 | 2,856 | 1,328 | -1,098 | 229 | 790 | -719 | 72 | 3,157 |
| | M | 1,253 | -335 | 918 | 618 | -460 | 158 | 894 | -604 | 291 | 1,367 |
| | A | 1,437 | -404 | 1,034 | 1,144 | -572 | 572 | 860 | -895 | -35 | 1,571 |
| | M | 2,768 | -546 | 2,222 | 1,266 | -659 | 607 | 887 | -817 | 70 | 2,898 |
| | J | 1,452 | -535 | 917 | 812 | -754 | 58 | 874 | -1,000 | -127 | 848 |
| | J | 2,572 | -920 | 1,652 | 1,118 | -807 | 311 | 920 | -838 | 81 | 2,044 |
| | A | 325 | -376 | -52 | 737 | -610 | 127 | 934 | -811 | 123 | 198 |
| | S | 1,195 | -1,818 | -623 | 983 | -1,338 | -355 | 892 | -621 | 271 | -707 |
| | O | 812 | -968 | -157 | 706 | -441 | 265 | 918 | -966 | -48 | 60 |

Table 2
Portfolio Transactions with Non-residents in Canadian
Bonds, by Sector and Type of Transaction - Concluded

Tableau 2
Opérations de portefeuille en obligations canadiennes avec les non-
résidents, par secteur et catégorie de transactions - fin

| Total, All sectors - Total de tous les secteurs | | | | | | | | | | | |
|---|----------|---------------------------------------|----------------|--------|--------------------------|------------|--------|----------|---------|---------------------------------|--------|
| | | New Issues and Retirements | | | Outstanding Issues | | | Interest | | | Total |
| | | Nouvelles émissions et remboursements | | | Émissions en circulation | | | Intérêt | | | |
| Period | | New Issues | Retirements | Total | Sales | Purchases | | Accrued | Paid | Change in interest payable | |
| Période | | Nouvelles émissions | Remboursements | Total | Ventes | Achats | Total | Couru | Payé | Changement aux intérêts à payer | |
| <i>D No.</i> | <i>A</i> | 78099 | 78127 | 60157 | 78153 | 78160 | 78092 | 60164 | 60171 | 60100 | 60178 |
| | <i>Q</i> | 79039 | 79067 | 60257 | 79093 | 79100 | 79032 | 60264 | 60271 | 60200 | 60278 |
| | <i>M</i> | 79149 | 79159 | 60357 | 79185 | 79192 | 79142 | 60364 | 60371 | 60300 | 60378 |
| millions of dollars - millions de dollars | | | | | | | | | | | |
| 1986 | | 23,854 | -10,070 | 13,784 | 39,643 | -30,749 | 8,894 | 12,999 | -12,442 | 558 | 23,236 |
| 1987 | | 15,705 | -12,217 | 3,489 | 37,859 | -33,414 | 4,444 | 13,974 | -13,841 | 134 | 8,067 |
| 1988 | | 17,526 | -13,318 | 4,208 | 53,552 | -42,038 | 11,514 | 14,426 | -14,002 | 424 | 16,146 |
| 1989 | | 17,672 | -13,695 | 3,977 | 88,953 | -75,100 | 13,854 | 15,344 | -14,988 | 356 | 18,187 |
| 1990 | | 17,099 | -13,591 | 3,508 | 131,461 | -120,687 | 10,774 | 16,844 | -16,448 | 396 | 14,678 |
| 1991 | | 34,382 | -20,495 | 13,887 | 184,646 | -171,322 | 13,324 | 18,612 | -17,761 | 852 | 28,063 |
| 1992 | | 33,626 | -24,439 | 9,187 | 268,007 | -259,023 | 8,984 | 20,462 | -19,868 | 594 | 18,766 |
| 1993 | | 44,130 | -27,323 | 16,807 | 396,861 | -383,091 | 13,770 | 22,630 | -21,760 | 870 | 31,446 |
| 1994 | | 43,263 | -22,403 | 20,860 | 543,123 | -549,033 | -5,910 | 24,246 | -23,200 | 1,045 | 15,995 |
| 1995 | | 38,000 | -20,220 | 17,780 | 481,511 | -469,366 | 12,145 | 25,657 | -24,852 | 805 | 30,730 |
| 1996 | | 43,942 | -33,543 | 10,399 | 671,738 | -664,788 | 6,950 | 25,936 | -25,678 | 258 | 17,607 |
| 1997 | | 38,877 | -31,854 | 7,024 | 1,037,660 | -1,039,126 | -1,465 | 26,557 | -25,988 | 568 | 6,127 |
| 1998 | | 52,728 | -32,937 | 19,791 | 832,799 | -841,678 | -8,879 | 27,499 | -26,621 | 878 | 11,790 |
| 1997 | III | 11,485 | -12,100 | -615 | 300,766 | -292,916 | 7,850 | 6,678 | -6,851 | -174 | 7,061 |
| | IV | 8,953 | -8,932 | 21 | 248,530 | -254,919 | -6,389 | 6,801 | -6,384 | 417 | -5,951 |
| 1998 | I | 13,075 | -8,417 | 4,658 | 227,421 | -226,756 | 665 | 6,583 | -6,745 | -161 | 5,161 |
| | II | 12,399 | -6,192 | 6,207 | 221,632 | -225,205 | -3,573 | 6,718 | -6,407 | 312 | 2,945 |
| | III | 12,134 | -8,250 | 3,885 | 231,034 | -237,132 | -6,098 | 7,051 | -6,826 | 225 | -1,988 |
| | IV | 15,120 | -10,078 | 5,041 | 152,712 | -152,584 | 128 | 7,146 | -6,644 | 502 | 5,672 |
| 1999 | I | 9,789 | -11,147 | -1,359 | 141,699 | -141,017 | 682 | 6,916 | -7,010 | -93 | -770 |
| | II | 8,483 | -4,564 | 3,918 | 148,598 | -146,016 | 2,582 | 6,860 | -6,869 | -9 | 6,491 |
| | III | 7,560 | -13,905 | -6,345 | 135,899 | -133,747 | 2,152 | 7,042 | -6,763 | 278 | -3,914 |
| 1997 | O | 4,338 | -3,928 | 410 | 95,648 | -96,121 | -473 | 2,281 | -1,896 | 385 | 321 |
| | N | 1,222 | -1,652 | -429 | 72,309 | -76,818 | -4,509 | 2,228 | -1,481 | 748 | -4,190 |
| | D | 3,393 | -3,353 | 41 | 80,573 | -81,980 | -1,407 | 2,292 | -3,007 | -715 | -2,082 |
| 1998 | J | 2,074 | -1,279 | 794 | 76,308 | -77,642 | -1,333 | 2,270 | -2,025 | 246 | -293 |
| | F | 6,129 | -2,948 | 3,181 | 66,980 | -69,457 | -2,476 | 2,044 | -2,009 | 35 | 740 |
| | M | 4,872 | -4,190 | 683 | 84,132 | -79,658 | 4,474 | 2,269 | -2,711 | -442 | 4,714 |
| | A | 3,282 | -3,272 | 10 | 67,468 | -72,989 | -5,520 | 2,196 | -1,940 | 255 | -5,255 |
| | M | 4,913 | -1,728 | 3,186 | 62,538 | -62,120 | 418 | 2,276 | -1,468 | 809 | 4,413 |
| | J | 4,204 | -1,192 | 3,012 | 91,625 | -90,096 | 1,529 | 2,246 | -2,999 | -753 | 3,788 |
| | J | 6,721 | -1,641 | 5,080 | 65,716 | -67,891 | -2,174 | 2,354 | -2,289 | 64 | 2,970 |
| | A | 3,431 | -1,385 | 2,046 | 70,999 | -73,340 | -2,341 | 2,403 | -1,905 | 498 | 204 |
| | S | 1,983 | -5,224 | -3,241 | 94,319 | -95,901 | -1,583 | 2,294 | -2,632 | -338 | -5,162 |
| | O | 5,098 | -1,698 | 3,400 | 63,900 | -64,149 | -249 | 2,415 | -2,003 | 412 | 3,563 |
| | N | 7,278 | -6,256 | 1,022 | 46,071 | -48,770 | -2,700 | 2,327 | -1,565 | 762 | -915 |
| | D | 2,744 | -2,125 | 619 | 42,742 | -39,665 | 3,077 | 2,404 | -3,076 | -672 | 3,024 |
| 1999 | J | 1,418 | -2,012 | -594 | 44,259 | -44,641 | -382 | 2,408 | -2,221 | 187 | -789 |
| | F | 4,839 | -4,951 | -112 | 47,919 | -47,697 | 222 | 2,136 | -2,190 | -55 | 55 |
| | M | 3,532 | -4,185 | -653 | 49,521 | -48,679 | 842 | 2,373 | -2,598 | -225 | -36 |
| | A | 1,791 | -1,693 | 98 | 44,912 | -43,995 | 917 | 2,264 | -1,974 | 289 | 1,304 |
| | M | 4,075 | -1,957 | 2,118 | 51,619 | -50,402 | 1,218 | 2,324 | -1,604 | 720 | 4,056 |
| | J | 2,617 | -915 | 1,703 | 52,067 | -51,619 | 448 | 2,273 | -3,291 | -1,019 | 1,132 |
| | J | 3,503 | -2,627 | 876 | 41,950 | -40,375 | 1,575 | 2,374 | -2,490 | -115 | 2,336 |
| | A | 531 | -5,288 | -4,757 | 46,868 | -47,239 | -371 | 2,385 | -1,864 | 521 | -4,608 |
| | S | 3,526 | -5,990 | -2,464 | 47,081 | -46,133 | 948 | 2,282 | -2,409 | -127 | -1,643 |
| | O | 1,049 | -1,730 | -681 | 42,757 | -40,089 | 2,668 | 2,363 | -1,876 | 487 | 2,474 |

Table 3
Portfolio Transactions with Non-residents in Canadian
Bonds, by Geographical Area and Type of Transaction

Tableau 3
Opérations de portefeuille en obligations canadiennes avec les non-
résidents, par zone géographique et catégorie de transactions

| United States - États-Unis | | | | | | | | | | | |
|---|----------|---------------------------------------|----------------|--------|--------------------------|-----------|---------|----------|---------|---------------------------------|--------|
| | | New Issues and Retirements | | | Outstanding Issues | | | Interest | | | Total |
| | | Nouvelles émissions et remboursements | | | Émissions en circulation | | | Intérêt | | | |
| Period | | New Issues | Retirements | Total | Sales | Purchases | | Accrued | Paid | Change in interest payable | |
| Période | | Nouvelles émissions | Remboursements | Total | Ventes | Achats | Total | Couru | Payé | Changement aux intérêts à payer | |
| <i>D No.</i> | <i>A</i> | 58176 | 58177 | 58175 | 58179 | 58180 | 58178 | 58182 | 58183 | 58181 | 58174 |
| | <i>Q</i> | 59176 | 59177 | 59175 | 59179 | 59180 | 59178 | 59182 | 59183 | 59181 | 59174 |
| | <i>M</i> | 60451 | 60452 | 60450 | 60454 | 60455 | 60453 | 60457 | 60458 | 60456 | 60449 |
| millions of dollars - millions de dollars | | | | | | | | | | | |
| 1986 | | 2,380 | -3,740 | -1,360 | 13,830 | -13,471 | 359 | 5,252 | -5,267 | -14 | -1,015 |
| 1987 | | 3,598 | -3,181 | 416 | 17,706 | -17,424 | 282 | 4,856 | -4,865 | -8 | 690 |
| 1988 | | 3,976 | -4,797 | -821 | 21,651 | -18,282 | 3,369 | 4,683 | -4,741 | -58 | 2,490 |
| 1989 | | 5,237 | -4,022 | 1,215 | 30,526 | -28,015 | 2,510 | 4,707 | -4,828 | -121 | 3,604 |
| 1990 | | 10,058 | -3,239 | 6,818 | 46,306 | -43,081 | 3,225 | 5,257 | -5,123 | 134 | 10,177 |
| 1991 | | 13,668 | -5,861 | 7,807 | 73,932 | -72,386 | 1,546 | 6,280 | -6,080 | 199 | 9,552 |
| 1992 | | 15,883 | -7,417 | 8,466 | 99,692 | -93,220 | 6,472 | 7,341 | -7,062 | 279 | 15,217 |
| 1993 | | 22,310 | -9,495 | 12,815 | 192,239 | -182,689 | 9,550 | 9,024 | -8,492 | 532 | 22,897 |
| 1994 | | 13,863 | -7,417 | 6,446 | 265,974 | -264,341 | 1,633 | 10,622 | -10,152 | 470 | 8,549 |
| 1995 | | 20,052 | -7,760 | 12,292 | 199,489 | -193,467 | 6,023 | 11,557 | -10,981 | 576 | 18,891 |
| 1996 | | 25,537 | -9,529 | 16,008 | 331,748 | -330,240 | 1,508 | 12,497 | -11,903 | 594 | 18,110 |
| 1997 | | 19,622 | -10,942 | 8,680 | 639,900 | -641,378 | -1,477 | 13,542 | -13,047 | 495 | 7,697 |
| 1998 | | 24,413 | -7,241 | 17,172 | 560,572 | -572,515 | -11,943 | 14,381 | -13,688 | 692 | 5,921 |
| 1997 | III | 5,036 | -4,024 | 1,012 | 190,632 | -182,981 | 7,651 | 3,413 | -3,549 | -136 | 8,527 |
| | IV | 5,220 | -3,426 | 1,793 | 158,172 | -162,576 | -4,403 | 3,529 | -3,047 | 482 | -2,128 |
| 1998 | I | 4,188 | -1,996 | 2,192 | 146,276 | -147,005 | -730 | 3,425 | -3,647 | -222 | 1,240 |
| | II | 6,741 | -2,296 | 4,445 | 155,884 | -156,809 | -925 | 3,518 | -3,163 | 355 | 3,875 |
| | III | 5,076 | -1,162 | 3,913 | 163,359 | -171,389 | -8,030 | 3,699 | -3,681 | 18 | -4,099 |
| | IV | 8,409 | -1,787 | 6,622 | 95,053 | -97,312 | -2,258 | 3,738 | -3,197 | 541 | 4,904 |
| 1999 | I | 4,610 | -2,613 | 1,997 | 85,876 | -85,837 | 38 | 3,696 | -3,840 | -144 | 1,892 |
| | II | 4,809 | -1,233 | 3,576 | 88,329 | -88,063 | 266 | 3,714 | -3,456 | 258 | 4,100 |
| | III | 6,223 | -6,618 | -396 | 76,333 | -78,003 | -1,670 | 3,827 | -3,736 | 90 | -1,975 |
| 1997 | O | 2,555 | -1,457 | 1,098 | 61,760 | -63,857 | -2,097 | 1,180 | -1,060 | 120 | -879 |
| | N | 1,001 | -1,010 | -9 | 43,966 | -47,303 | -3,337 | 1,152 | -672 | 481 | -2,866 |
| | D | 1,664 | -959 | 704 | 52,447 | -51,416 | 1,031 | 1,197 | -1,316 | -119 | 1,616 |
| 1998 | J | 1,466 | -699 | 767 | 48,143 | -50,519 | -2,376 | 1,184 | -1,287 | -103 | -1,712 |
| | F | 2,475 | -154 | 2,321 | 40,997 | -42,390 | -1,393 | 1,065 | -991 | 74 | 1,001 |
| | M | 247 | -1,143 | -896 | 57,136 | -54,096 | 3,039 | 1,176 | -1,368 | -193 | 1,951 |
| | A | 1,910 | -823 | 1,086 | 43,995 | -47,042 | -3,047 | 1,144 | -1,094 | 51 | -1,910 |
| | M | 2,131 | -1,075 | 1,057 | 44,678 | -42,973 | 1,705 | 1,190 | -686 | 503 | 3,265 |
| | J | 2,700 | -398 | 2,301 | 67,211 | -66,794 | 417 | 1,184 | -1,383 | -199 | 2,520 |
| | J | 2,474 | -100 | 2,374 | 46,856 | -50,237 | -3,381 | 1,236 | -1,334 | -97 | -1,104 |
| | A | 1,464 | -40 | 1,424 | 50,605 | -53,348 | -2,743 | 1,266 | -1,069 | 197 | -1,122 |
| | S | 1,138 | -1,022 | 116 | 65,898 | -67,804 | -1,907 | 1,197 | -1,278 | -81 | -1,873 |
| | O | 4,044 | -373 | 3,671 | 36,527 | -39,142 | -2,616 | 1,253 | -1,139 | 113 | 1,168 |
| | N | 3,220 | -771 | 2,449 | 31,596 | -32,444 | -848 | 1,219 | -655 | 564 | 2,165 |
| | D | 1,145 | -643 | 502 | 26,930 | -25,725 | 1,205 | 1,267 | -1,403 | -136 | 1,571 |
| 1999 | J | 27 | -117 | -90 | 26,627 | -25,532 | 1,095 | 1,272 | -1,434 | -162 | 843 |
| | F | 3,305 | -396 | 2,909 | 30,864 | -30,841 | 22 | 1,144 | -1,090 | 54 | 2,986 |
| | M | 1,278 | -2,100 | -822 | 28,385 | -29,464 | -1,079 | 1,280 | -1,316 | -36 | -1,937 |
| | A | 686 | -730 | -44 | 25,116 | -25,306 | -190 | 1,220 | -1,205 | 15 | -219 |
| | M | 2,787 | -1 | 2,785 | 33,006 | -31,880 | 1,126 | 1,258 | -741 | 517 | 4,429 |
| | J | 1,336 | -502 | 834 | 30,207 | -30,877 | -670 | 1,236 | -1,511 | -275 | -110 |
| | J | 2,650 | -999 | 1,651 | 20,240 | -20,468 | -228 | 1,292 | -1,416 | -124 | 1,298 |
| | A | 325 | -2,027 | -1,702 | 28,399 | -28,741 | -343 | 1,300 | -1,144 | 156 | -1,889 |
| | S | 3,248 | -3,592 | -344 | 27,694 | -28,794 | -1,099 | 1,235 | -1,176 | 59 | -1,385 |
| | O | 691 | -509 | 181 | 25,535 | -22,904 | 2,631 | 1,279 | -1,157 | 122 | 2,934 |

Table 3
Portfolio Transactions with Non-residents in Canadian
Bonds, by Geographical Area and Type of Transaction
 - Continued

Tableau 3
Opérations de portefeuille en obligations canadiennes avec les non-
résidents, par zone géographique et catégorie de transactions - suite

| United Kingdom - Royaume-Uni | | | | | | | | | | | |
|---|----------|---------------------------------------|----------------|--------|--------------------------|-----------|--------|----------|--------|---------------------------------|--------|
| | | New Issues and Retirements | | | Outstanding Issues | | | Interest | | | Total |
| | | Nouvelles émissions et remboursements | | | Émissions en circulation | | | Intérêt | | | |
| Period | | New Issues | Retirements | Total | Sales | Purchases | Total | Accrued | Paid | Change in interest payable | |
| Période | | Nouvelles émissions | Remboursements | Total | Ventes | Achats | Total | Couru | Payé | Changement aux intérêts à payer | |
| <i>D No.</i> | <i>A</i> | 58276 | 58277 | 58275 | 58279 | 58280 | 58278 | 58282 | 58283 | 58281 | 58274 |
| | <i>Q</i> | 59276 | 59277 | 59275 | 59279 | 59280 | 59278 | 59282 | 59283 | 59281 | 59274 |
| | <i>M</i> | 93851 | 93852 | 93850 | 93854 | 93855 | 93853 | 93857 | 93858 | 93856 | 93849 |
| millions of dollars - millions de dollars | | | | | | | | | | | |
| 1986 | | 2,022 | -302 | 1,721 | 9,371 | -8,673 | 698 | 595 | -524 | 71 | 2,490 |
| 1987 | | 1,120 | -506 | 614 | 8,839 | -8,202 | 636 | 725 | -747 | -21 | 1,229 |
| 1988 | | 1,204 | -548 | 656 | 13,650 | -10,961 | 2,690 | 723 | -896 | -172 | 3,174 |
| 1989 | | 1,240 | -1,246 | -5 | 28,945 | -25,826 | 3,119 | 884 | -1,229 | -345 | 2,768 |
| 1990 | | 582 | -1,099 | -517 | 51,201 | -47,572 | 3,629 | 1,168 | -1,461 | -293 | 2,819 |
| 1991 | | 2,915 | -1,805 | 1,110 | 68,703 | -62,887 | 5,817 | 1,709 | -1,872 | -163 | 6,764 |
| 1992 | | 2,562 | -2,167 | 396 | 108,832 | -110,933 | -2,102 | 1,732 | -2,006 | -274 | -1,981 |
| 1993 | | 4,708 | -3,308 | 1,400 | 123,231 | -114,821 | 8,410 | 1,892 | -2,427 | -535 | 9,275 |
| 1994 | | 4,503 | -2,146 | 2,357 | 213,480 | -216,424 | -2,944 | 1,997 | -2,370 | -373 | -960 |
| 1995 | | 1,289 | -1,672 | -382 | 232,868 | -226,881 | 5,987 | 2,186 | -2,752 | -566 | 5,039 |
| 1996 | | 6,795 | -3,709 | 3,086 | 263,999 | -263,387 | 612 | 2,194 | -2,780 | -586 | 3,113 |
| 1997 | | 9,805 | -3,170 | 6,635 | 280,334 | -279,522 | 812 | 2,288 | -2,916 | -627 | 6,820 |
| 1998 | | 13,688 | -7,277 | 6,411 | 193,081 | -191,256 | 1,825 | 2,119 | -2,710 | -591 | 7,645 |
| 1997 | III | 2,037 | -1,867 | 170 | 79,538 | -79,385 | 153 | 572 | -869 | -297 | 27 |
| | IV | 2,029 | -577 | 1,452 | 60,018 | -61,028 | -1,011 | 587 | -765 | -177 | 264 |
| 1998 | I | 3,889 | -2,843 | 1,046 | 53,887 | -55,404 | -1,517 | 508 | -688 | -180 | -651 |
| | II | 3,836 | -247 | 3,589 | 46,264 | -46,892 | -628 | 507 | -580 | -73 | 2,888 |
| | III | 1,201 | -2,033 | -832 | 50,534 | -47,750 | 2,784 | 541 | -707 | -165 | 1,787 |
| | IV | 4,762 | -2,154 | 2,608 | 42,396 | -41,211 | 1,185 | 563 | -735 | -172 | 3,621 |
| 1999 | I | 3,457 | -1,439 | 2,019 | 45,486 | -44,942 | 544 | 552 | -611 | -59 | 2,504 |
| | II | 3,119 | -376 | 2,743 | 48,345 | -48,588 | -243 | 579 | -715 | -135 | 2,365 |
| | III | 1,002 | -1,843 | -840 | 47,780 | -45,906 | 1,874 | 604 | -668 | -64 | 970 |
| 1997 | O | 803 | -246 | 557 | 23,795 | -23,328 | 467 | 196 | -124 | 71 | 1,095 |
| | N | 75 | -90 | -15 | 17,729 | -17,542 | 187 | 195 | -157 | 38 | 210 |
| | D | 1,151 | -241 | 910 | 18,493 | -20,158 | -1,664 | 197 | -484 | -287 | -1,041 |
| 1998 | J | 607 | -317 | 291 | 18,421 | -18,494 | -73 | 184 | -118 | 66 | 284 |
| | F | 888 | -1,990 | -1,102 | 17,235 | -19,112 | -1,877 | 152 | -173 | -21 | -3,000 |
| | M | 2,394 | -537 | 1,857 | 18,231 | -17,798 | 433 | 172 | -397 | -225 | 2,065 |
| | A | 1,124 | -189 | 934 | 17,045 | -18,575 | -1,529 | 165 | -124 | 42 | -553 |
| | M | 1,859 | -20 | 1,838 | 12,072 | -11,923 | 149 | 173 | -94 | 78 | 2,065 |
| | J | 854 | -38 | 816 | 17,147 | -16,394 | 753 | 169 | -362 | -193 | 1,376 |
| | J | 528 | -33 | 495 | 13,956 | -12,746 | 1,210 | 180 | -139 | 42 | 1,746 |
| | A | 256 | -181 | 75 | 14,822 | -14,122 | 700 | 186 | -109 | 77 | 851 |
| | S | 417 | -1,819 | -1,401 | 21,756 | -20,881 | 875 | 175 | -459 | -284 | -810 |
| | O | 1,054 | -206 | 848 | 19,877 | -17,395 | 2,482 | 192 | -119 | 74 | 3,403 |
| | N | 2,510 | -1,209 | 1,301 | 10,710 | -12,753 | -2,043 | 185 | -203 | -18 | -760 |
| | D | 1,198 | -739 | 459 | 11,809 | -11,063 | 746 | 186 | -413 | -228 | 978 |
| 1999 | J | 844 | -298 | 546 | 13,905 | -14,712 | -808 | 191 | -122 | 69 | -192 |
| | F | 1,093 | -505 | 587 | 14,108 | -14,034 | 73 | 169 | -114 | 55 | 716 |
| | M | 1,520 | -635 | 885 | 17,473 | -16,195 | 1,278 | 192 | -375 | -183 | 1,980 |
| | A | 763 | -141 | 622 | 17,001 | -16,192 | 809 | 189 | -141 | 48 | 1,478 |
| | M | 1,238 | -220 | 1,018 | 14,705 | -15,107 | -402 | 196 | -93 | 104 | 720 |
| | J | 1,118 | -15 | 1,103 | 16,639 | -17,289 | -650 | 194 | -481 | -287 | 167 |
| | J | 595 | -266 | 329 | 17,860 | -17,219 | 641 | 203 | -177 | 26 | 996 |
| | A | 129 | -930 | -801 | 15,254 | -15,181 | 74 | 203 | -100 | 103 | -624 |
| | S | 278 | -647 | -369 | 14,666 | -13,506 | 1,159 | 198 | -390 | -192 | 599 |
| | O | 358 | -113 | 245 | 13,951 | -14,073 | -122 | 181 | -100 | 82 | 205 |

Table 3
Portfolio Transactions with Non-residents in Canadian
Bonds, by Geographical Area and Type of Transaction
 - Continued

Tableau 3
Opérations de portefeuille en obligations canadiennes avec les non-
résidents, par zone géographique et catégorie de transactions - suite

| Other EU Countries - Autres pays de l'UE | | | | | | | | | | | |
|---|-----|---------------------------------------|----------------|--------|--------------------------|-----------|--------|----------|--------|---------------------------------|--------|
| | | New Issues and Retirements | | | Outstanding Issues | | | Interest | | | Total |
| | | Nouvelles émissions et remboursements | | | Émissions en circulation | | | Intérêt | | | |
| Period | | New Issues | Retirements | Total | Sales | Purchases | | Accrued | Paid | Change in interest payable | |
| Période | | Nouvelles émissions | Remboursements | Total | Ventes | Achats | Total | Couru | Payé | Changement aux intérêts à payer | |
| D No. | A | 58476 | 58477 | 58475 | 58479 | 58480 | 58478 | 58482 | 58483 | 58481 | 58474 |
| | Q | 59476 | 59477 | 59475 | 59479 | 59480 | 59478 | 59482 | 59483 | 59481 | 59474 |
| | M | 93951 | 93952 | 93950 | 93954 | 93955 | 93953 | 93957 | 93958 | 93956 | 93949 |
| millions of dollars - millions de dollars | | | | | | | | | | | |
| 1986 | | 5,868 | -2,827 | 3,042 | 1,995 | -1,562 | 433 | 2,588 | -2,869 | -280 | 3,195 |
| 1987 | | 2,623 | -3,303 | -680 | 1,701 | -1,121 | 580 | 2,492 | -3,006 | -514 | -614 |
| 1988 | | 3,633 | -3,188 | 444 | 2,666 | -1,142 | 1,524 | 2,483 | -2,855 | -372 | 1,596 |
| 1989 | | 4,246 | -3,946 | 300 | 4,692 | -3,404 | 1,288 | 2,580 | -2,935 | -355 | 1,233 |
| 1990 | | 2,043 | -3,696 | -1,653 | 8,022 | -7,672 | 350 | 2,562 | -2,968 | -406 | -1,708 |
| 1991 | | 6,844 | -4,314 | 2,530 | 8,898 | -7,127 | 1,770 | 2,702 | -2,840 | -138 | 4,162 |
| 1992 | | 5,898 | -5,012 | 886 | 15,980 | -15,378 | 602 | 2,925 | -3,079 | -154 | 1,334 |
| 1993 | | 5,961 | -4,588 | 1,372 | 18,122 | -17,871 | 251 | 3,251 | -3,157 | 94 | 1,717 |
| 1994 | | 8,646 | -4,721 | 3,925 | 18,977 | -19,364 | -387 | 3,587 | -3,227 | 360 | 3,899 |
| 1995 | | 5,413 | -3,402 | 2,011 | 12,108 | -13,423 | -1,316 | 3,801 | -3,537 | 264 | 959 |
| 1996 | | 4,705 | -6,863 | -2,158 | 18,209 | -17,214 | 995 | 3,586 | -3,464 | 123 | -1,040 |
| 1997 | | 3,399 | -5,792 | -2,394 | 24,641 | -24,633 | 8 | 3,374 | -3,148 | 225 | -2,160 |
| 1998 | | 8,711 | -4,823 | 3,888 | 33,290 | -34,064 | -774 | 3,658 | -3,293 | 365 | 3,480 |
| 1997 | III | 1,571 | -2,436 | -865 | 6,123 | -6,160 | -37 | 835 | -811 | 23 | -879 |
| | IV | 782 | -1,356 | -574 | 7,785 | -7,831 | -46 | 846 | -738 | 108 | -511 |
| 1998 | I | 3,011 | -980 | 2,031 | 8,978 | -8,268 | 710 | 847 | -821 | 27 | 2,768 |
| | II | 990 | -1,149 | -160 | 8,106 | -9,890 | -1,784 | 883 | -799 | 84 | -1,859 |
| | III | 3,579 | -1,295 | 2,284 | 7,537 | -7,771 | -234 | 947 | -819 | 129 | 2,179 |
| | IV | 1,132 | -1,399 | -267 | 8,669 | -8,135 | 534 | 981 | -855 | 126 | 392 |
| 1999 | I | 637 | -2,405 | -1,768 | 4,453 | -3,925 | 529 | 914 | -939 | -24 | -1,264 |
| | II | 412 | -692 | -281 | 4,705 | -4,825 | -120 | 863 | -844 | 19 | -382 |
| | III | - | -1,578 | -1,578 | 6,542 | -5,582 | 960 | 879 | -816 | 63 | -555 |
| 1997 | O | 485 | -641 | -156 | 2,446 | -2,268 | 179 | 282 | -225 | 57 | 80 |
| | N | - | -88 | -88 | 3,462 | -3,386 | 76 | 279 | -174 | 105 | 94 |
| | D | 297 | -627 | -330 | 1,876 | -2,177 | -301 | 286 | -339 | -54 | -685 |
| 1998 | J | - | -112 | -112 | 3,174 | -2,833 | 341 | 286 | -215 | 70 | 299 |
| | F | 1,365 | -88 | 1,276 | 3,670 | -3,062 | 608 | 263 | -326 | -62 | 1,822 |
| | M | 1,646 | -779 | 867 | 2,134 | -2,373 | -239 | 298 | -279 | 19 | 647 |
| | A | 118 | -641 | -523 | 2,787 | -2,988 | -201 | 288 | -270 | 18 | -706 |
| | M | 777 | -122 | 654 | 2,781 | -3,530 | -749 | 300 | -233 | 67 | -28 |
| | J | 95 | -386 | -291 | 2,538 | -3,372 | -833 | 294 | -295 | -1 | -1,126 |
| | J | 2,505 | -397 | 2,108 | 2,305 | -1,504 | 801 | 312 | -350 | -38 | 2,871 |
| | A | 1,074 | -319 | 755 | 1,988 | -2,736 | -747 | 323 | -207 | 115 | 123 |
| | S | - | -579 | -579 | 3,244 | -3,531 | -287 | 313 | -261 | 52 | -815 |
| | O | - | -442 | -442 | 5,383 | -4,687 | 696 | 331 | -253 | 79 | 333 |
| | N | 1,132 | -722 | 410 | 1,952 | -1,789 | 163 | 320 | -210 | 111 | 683 |
| | D | - | -235 | -235 | 1,334 | -1,659 | -325 | 330 | -393 | -63 | -623 |
| 1999 | J | 547 | -416 | 131 | 1,818 | -1,562 | 256 | 323 | -262 | 62 | 448 |
| | F | 90 | -1,518 | -1,428 | 1,650 | -1,316 | 335 | 282 | -414 | -131 | -1,224 |
| | M | - | -471 | -471 | 985 | -1,047 | -62 | 308 | -263 | 45 | -488 |
| | A | 294 | -213 | 81 | 975 | -1,291 | -316 | 289 | -259 | 30 | -206 |
| | M | - | -467 | -467 | 1,549 | -1,886 | -337 | 292 | -289 | 3 | -801 |
| | J | 118 | -12 | 106 | 2,180 | -1,648 | 533 | 283 | -296 | -13 | 625 |
| | J | - | -565 | -565 | 1,840 | -1,451 | 389 | 295 | -426 | -131 | -308 |
| | A | - | -488 | -488 | 1,333 | -1,495 | -162 | 297 | -163 | 135 | -515 |
| | S | - | -526 | -526 | 3,369 | -2,636 | 734 | 286 | -227 | 59 | 267 |
| | O | - | -279 | -279 | 1,912 | -1,511 | 401 | 311 | -191 | 120 | 242 |

Table 3
Portfolio Transactions with Non-residents in Canadian
Bonds, by Geographical Area and Type of Transaction
 - Continued

Tableau 3
Opérations de portefeuille en obligations canadiennes avec les non-
résidents, par zone géographique et catégorie de transactions - suite

| | | Japan - Japon | | | | | | | | | |
|---|----------|---------------------------------------|----------------|--------|--------------------------|-----------|--------|----------|--------|---------------------------------|--------|
| | | New Issues and Retirements | | | Outstanding Issues | | | Interest | | | Total |
| | | Nouvelles émissions et remboursements | | | Émissions en circulation | | | Intérêt | | | |
| Period | | New Issues | Retirements | Total | Sales | Purchases | Total | Accrued | Paid | Change in interest payable | |
| Période | | Nouvelles émissions | Remboursements | Total | Ventes | Achats | Total | Couru | Payé | Changement aux intérêts à payer | |
| <i>D No.</i> | <i>A</i> | 58576 | 58577 | 58575 | 58579 | 58580 | 58578 | 58582 | 58583 | 58581 | 58574 |
| | <i>Q</i> | 59576 | 59577 | 59575 | 59579 | 59580 | 59578 | 59582 | 59583 | 59581 | 59574 |
| | <i>M</i> | 60461 | 60462 | 60460 | 60464 | 60465 | 60463 | 60467 | 60468 | 60466 | 60459 |
| millions of dollars - millions de dollars | | | | | | | | | | | |
| 1986 | | 4,539 | -303 | 4,236 | 12,032 | -5,055 | 6,977 | 2,069 | -1,214 | 855 | 12,068 |
| 1987 | | 2,870 | -1,071 | 1,799 | 6,514 | -4,449 | 2,065 | 3,212 | -2,266 | 947 | 4,811 |
| 1988 | | 1,600 | -1,029 | 572 | 9,216 | -7,381 | 1,834 | 3,605 | -2,515 | 1,090 | 3,496 |
| 1989 | | 2,205 | -1,009 | 1,197 | 15,604 | -11,524 | 4,080 | 3,930 | -2,645 | 1,285 | 6,561 |
| 1990 | | 1,236 | -1,894 | -658 | 15,795 | -12,850 | 2,945 | 4,255 | -3,121 | 1,134 | 3,421 |
| 1991 | | 3,125 | -2,897 | 229 | 16,723 | -15,516 | 1,207 | 4,067 | -3,140 | 927 | 2,362 |
| 1992 | | 4,288 | -3,568 | 721 | 22,027 | -19,864 | 2,163 | 4,425 | -3,528 | 897 | 3,781 |
| 1993 | | 3,752 | -3,331 | 421 | 16,731 | -22,455 | -5,724 | 4,377 | -3,421 | 956 | -4,347 |
| 1994 | | 6,225 | -2,071 | 4,154 | 5,633 | -11,378 | -5,745 | 3,539 | -2,908 | 631 | -960 |
| 1995 | | 4,697 | -2,857 | 1,840 | 6,967 | -8,368 | -1,401 | 3,350 | -2,899 | 451 | 890 |
| 1996 | | 5,647 | -4,326 | 1,321 | 21,013 | -19,116 | 1,897 | 3,052 | -2,666 | 387 | 3,604 |
| 1997 | | 4,551 | -4,545 | 6 | 26,753 | -29,232 | -2,480 | 3,079 | -2,569 | 510 | -1,963 |
| 1998 | | 1,544 | -5,140 | -3,596 | 7,873 | -10,283 | -2,411 | 2,863 | -2,412 | 451 | -5,555 |
| 1997 | III | 2,382 | -846 | 1,535 | 5,308 | -5,636 | -328 | 788 | -517 | 272 | 1,479 |
| | IV | 428 | -1,289 | -861 | 3,209 | -4,806 | -1,598 | 769 | -740 | 29 | -2,429 |
| 1998 | I | 293 | -718 | -425 | 2,797 | -3,131 | -334 | 736 | -484 | 252 | -508 |
| | II | 317 | -1,147 | -830 | 2,174 | -2,632 | -458 | 706 | -768 | -62 | -1,350 |
| | III | 550 | -1,650 | -1,100 | 1,261 | -2,346 | -1,084 | 706 | -493 | 212 | -1,972 |
| | IV | 385 | -1,625 | -1,240 | 1,640 | -2,175 | -535 | 715 | -666 | 49 | -1,726 |
| 1999 | I | 839 | -1,046 | -208 | 1,327 | -1,552 | -225 | 693 | -465 | 228 | -205 |
| | II | - | -1,084 | -1,084 | 2,997 | -1,637 | 1,360 | 680 | -752 | -72 | 204 |
| | III | 62 | -2,069 | -2,007 | 1,648 | -1,523 | 125 | 692 | -515 | 177 | -1,705 |
| 1997 | O | 57 | -927 | -870 | 1,244 | -1,423 | -179 | 262 | -156 | 106 | -943 |
| | N | 101 | -29 | 72 | 718 | -1,288 | -570 | 252 | -169 | 83 | -415 |
| | D | 270 | -332 | -63 | 1,246 | -2,095 | -849 | 255 | -415 | -160 | -1,072 |
| 1998 | J | - | -62 | -62 | 1,178 | -1,099 | 79 | 255 | -130 | 125 | 143 |
| | F | 183 | -66 | 117 | 773 | -678 | 94 | 232 | -127 | 105 | 316 |
| | M | 110 | -590 | -480 | 846 | -1,354 | -508 | 249 | -227 | 22 | -966 |
| | A | 109 | -579 | -470 | 747 | -797 | -50 | 235 | -149 | 87 | -433 |
| | M | - | -412 | -412 | 756 | -937 | -181 | 241 | -163 | 78 | -515 |
| | J | 208 | -156 | 52 | 671 | -898 | -227 | 230 | -457 | -227 | -402 |
| | J | 16 | -646 | -630 | 398 | -513 | -115 | 238 | -114 | 125 | -621 |
| | A | 106 | -198 | -92 | 497 | -677 | -180 | 238 | -165 | 73 | -199 |
| | S | 428 | -806 | -378 | 367 | -1,155 | -789 | 230 | -215 | 15 | -1,152 |
| | O | - | -152 | -152 | 748 | -1,053 | -305 | 245 | -125 | 120 | -338 |
| | N | 385 | -1,413 | -1,028 | 278 | -593 | -315 | 232 | -175 | 57 | -1,286 |
| | D | - | -60 | -60 | 615 | -528 | 86 | 239 | -367 | -128 | -102 |
| 1999 | J | - | -419 | -419 | 323 | -349 | -26 | 243 | -117 | 126 | -319 |
| | F | 201 | -224 | -23 | 329 | -547 | -218 | 214 | -128 | 86 | -156 |
| | M | 638 | -403 | 235 | 675 | -656 | 18 | 236 | -219 | 17 | 270 |
| | A | - | -247 | -247 | 838 | -382 | 455 | 226 | -124 | 102 | 311 |
| | M | - | -541 | -541 | 749 | -572 | 176 | 230 | -176 | 54 | -311 |
| | J | - | -296 | -296 | 1,410 | -682 | 728 | 224 | -452 | -228 | 204 |
| | J | 62 | -186 | -124 | 513 | -502 | 10 | 233 | -104 | 129 | 16 |
| | A | - | -1,099 | -1,099 | 659 | -659 | -1 | 233 | -177 | 56 | -1,044 |
| | S | - | -784 | -784 | 477 | -362 | 116 | 226 | -234 | -8 | -676 |
| | O | - | -175 | -175 | 571 | -194 | 376 | 234 | -109 | 125 | 326 |

Table 3
Portfolio Transactions with Non-residents in Canadian
Bonds, by Geographical Area and Type of Transaction
 - Continued

Tableau 3
Opérations de portefeuille en obligations canadiennes avec les non-
résidents, par zone géographique et catégorie de transactions - suite

| Other OECD Countries - Autres pays de l'OCDE | | | | | | | | | | | |
|--|-----|---------------------------------------|----------------|--------|--------------------------|-----------|-------|----------|--------|---------------------------------|--------|
| | | New Issues and Retirements | | | Outstanding Issues | | | Interest | | | Total |
| | | Nouvelles émissions et remboursements | | | Émissions en circulation | | | Intérêt | | | |
| Period | | New Issues | Retirements | Total | Sales | Purchases | Total | Accrued | Paid | Change in interest payable | |
| Période | | Nouvelles émissions | Remboursements | Total | Ventes | Achats | Total | Couru | Payé | Changement aux intérêts à payer | |
| D No. | A | 58676 | 58677 | 58675 | 58679 | 58680 | 58678 | 58682 | 58683 | 58681 | 58674 |
| | Q | 59676 | 59677 | 59675 | 59679 | 59680 | 59678 | 59682 | 59683 | 59681 | 59674 |
| | M | 93861 | 93862 | 93860 | 93864 | 93865 | 93863 | 93867 | 93868 | 93866 | 93859 |
| millions of dollars - millions de dollars | | | | | | | | | | | |
| 1986 | | 7,395 | -2,045 | 5,350 | 541 | -444 | 97 | 2,125 | -2,235 | -110 | 5,337 |
| 1987 | | 4,791 | -3,756 | 1,035 | 553 | -351 | 203 | 2,284 | -2,579 | -296 | 942 |
| 1988 | | 6,014 | -3,555 | 2,459 | 967 | -468 | 499 | 2,402 | -2,527 | -126 | 2,833 |
| 1989 | | 3,676 | -3,107 | 569 | 1,110 | -748 | 361 | 2,484 | -2,656 | -172 | 758 |
| 1990 | | 2,889 | -3,162 | -272 | 558 | -534 | 24 | 2,612 | -2,817 | -205 | -454 |
| 1991 | | 5,703 | -4,338 | 1,365 | 1,453 | -1,413 | 39 | 2,668 | -2,737 | -69 | 1,335 |
| 1992 | | 3,658 | -4,914 | -1,256 | 1,718 | -1,854 | -136 | 2,624 | -2,868 | -244 | -1,636 |
| 1993 | | 4,840 | -5,428 | -588 | 3,090 | -2,149 | 941 | 2,534 | -2,785 | -251 | 102 |
| 1994 | | 4,454 | -4,986 | -532 | 3,091 | -2,040 | 1,051 | 2,671 | -2,826 | -155 | 364 |
| 1995 | | 3,786 | -3,019 | 768 | 3,684 | -3,491 | 194 | 2,760 | -2,850 | -90 | 871 |
| 1996 | | 1,037 | -6,249 | -5,212 | 5,170 | -4,955 | 215 | 2,505 | -2,777 | -272 | -5,269 |
| 1997 | | 1,298 | -4,962 | -3,664 | 5,253 | -5,164 | 89 | 2,200 | -2,301 | -101 | -3,675 |
| 1998 | | 3,183 | -5,252 | -2,069 | 7,875 | -6,242 | 1,633 | 2,138 | -2,231 | -94 | -530 |
| 1997 | III | 351 | -1,438 | -1,087 | 991 | -972 | 19 | 551 | -541 | 11 | -1,057 |
| | IV | 437 | -1,977 | -1,539 | 1,009 | -1,132 | -123 | 543 | -627 | -84 | -1,747 |
| 1998 | I | 942 | -1,084 | -142 | 2,894 | -2,168 | 727 | 517 | -582 | -65 | 520 |
| | II | 474 | -1,033 | -559 | 1,933 | -1,465 | 468 | 527 | -525 | 2 | -90 |
| | III | 1,367 | -1,172 | 195 | 1,437 | -1,773 | -337 | 550 | -510 | 40 | -102 |
| | IV | 400 | -1,963 | -1,563 | 1,610 | -835 | 775 | 544 | -614 | -71 | -858 |
| 1999 | I | 186 | -1,889 | -1,704 | 808 | -1,577 | -770 | 499 | -584 | -85 | -2,559 |
| | II | 50 | -684 | -634 | 990 | -560 | 430 | 468 | -522 | -53 | -258 |
| | III | 196 | -906 | -710 | 1,273 | -408 | 864 | 480 | -479 | 1 | 155 |
| 1997 | O | 437 | -559 | -121 | 269 | -331 | -62 | 185 | -224 | -39 | -222 |
| | N | - | -433 | -433 | 74 | -149 | -75 | 179 | -193 | -14 | -522 |
| | D | - | -985 | -985 | 666 | -653 | 13 | 180 | -210 | -30 | -1,002 |
| 1998 | J | - | -74 | -74 | 580 | -268 | 312 | 178 | -162 | 16 | 254 |
| | F | 466 | -524 | -58 | 926 | -969 | -42 | 161 | -231 | -70 | -170 |
| | M | 475 | -485 | -10 | 1,388 | -931 | 457 | 179 | -189 | -11 | 436 |
| | A | - | -803 | -803 | 960 | -860 | 101 | 173 | -180 | -6 | -708 |
| | M | 147 | -83 | 64 | 129 | -445 | -316 | 178 | -137 | 41 | -211 |
| | J | 327 | -147 | 180 | 844 | -161 | 683 | 176 | -209 | -33 | 830 |
| | J | 836 | -334 | 502 | 78 | -854 | -776 | 184 | -191 | -7 | -281 |
| | A | 531 | -283 | 248 | 431 | -236 | 195 | 186 | -167 | 19 | 461 |
| | S | - | -555 | -555 | 928 | -683 | 244 | 180 | -152 | 28 | -282 |
| | O | - | -353 | -353 | 229 | -622 | -393 | 187 | -237 | -50 | -796 |
| | N | - | -1,457 | -1,457 | 193 | -74 | 119 | 175 | -188 | -13 | -1,351 |
| | D | 400 | -153 | 247 | 1,188 | -139 | 1,049 | 181 | -190 | -8 | 1,289 |
| 1999 | J | - | -431 | -431 | 588 | -1,261 | -673 | 179 | -169 | 10 | -1,095 |
| | F | 90 | -1,029 | -939 | 59 | -36 | 23 | 153 | -242 | -89 | -1,005 |
| | M | 96 | -429 | -334 | 160 | -280 | -120 | 167 | -173 | -6 | -459 |
| | A | 15 | -215 | -201 | 184 | -225 | -41 | 156 | -137 | 19 | -223 |
| | M | - | -414 | -414 | 470 | -99 | 372 | 159 | -159 | - | -42 |
| | J | 35 | -55 | -20 | 336 | -237 | 99 | 154 | -226 | -72 | 7 |
| | J | 196 | -432 | -236 | 722 | -135 | 587 | 161 | -197 | -36 | 315 |
| | A | - | -235 | -235 | 240 | -160 | 80 | 163 | -152 | 10 | -144 |
| | S | - | -239 | -239 | 310 | -113 | 197 | 156 | -129 | 27 | -15 |
| | O | - | -457 | -457 | 161 | -275 | -114 | 169 | -203 | -34 | -605 |

Table 3
Portfolio Transactions with Non-residents in Canadian
Bonds, by Geographical Area and Type of Transaction
 - Continued

Tableau 3
Opérations de portefeuille en obligations canadiennes avec les non-
résidents, par zone géographique et catégorie de transactions - suite

| All Other Countries - Tous les autres pays | | | | | | | | | | | |
|--|----------|---------------------------------------|----------------|--------|--------------------------|-----------|-------|----------|--------|---------------------------------|--------|
| | | New Issues and Retirements | | | Outstanding Issues | | | Interest | | | Total |
| | | Nouvelles émissions et remboursements | | | Émissions en circulation | | | Intérêt | | | |
| Period | | New Issues | Retirements | Total | Sales | Purchases | Total | Accrued | Paid | Change in interest payable | |
| Période | | Nouvelles émissions | Remboursements | Total | Ventes | Achats | Total | Couru | Payé | Changement aux intérêts à payer | |
| <i>D No.</i> | <i>A</i> | 58776 | 58777 | 58775 | 58779 | 58780 | 58778 | 58782 | 58783 | 58781 | 58774 |
| | <i>Q</i> | 59776 | 59777 | 59775 | 59779 | 59780 | 59778 | 59782 | 59783 | 59781 | 59774 |
| | <i>M</i> | 93961 | 93962 | 93960 | 93964 | 93965 | 93963 | 93967 | 93968 | 93966 | 93959 |
| millions of dollars - millions de dollars | | | | | | | | | | | |
| 1986 | | 1,650 | -854 | 796 | 1,875 | -1,545 | 330 | 370 | -334 | 36 | 1,162 |
| 1987 | | 704 | -399 | 305 | 2,545 | -1,867 | 678 | 405 | -378 | 26 | 1,009 |
| 1988 | | 1,098 | -201 | 897 | 5,402 | -3,804 | 1,598 | 530 | -469 | 62 | 2,557 |
| 1989 | | 1,067 | -366 | 701 | 8,077 | -5,582 | 2,495 | 759 | -694 | 65 | 3,262 |
| 1990 | | 292 | -502 | -210 | 9,579 | -8,979 | 600 | 989 | -957 | 32 | 423 |
| 1991 | | 2,126 | -1,279 | 847 | 14,938 | -11,993 | 2,945 | 1,187 | -1,091 | 96 | 3,888 |
| 1992 | | 1,337 | -1,362 | -25 | 19,760 | -17,774 | 1,986 | 1,415 | -1,326 | 90 | 2,051 |
| 1993 | | 2,560 | -1,172 | 1,387 | 43,448 | -43,107 | 341 | 1,551 | -1,477 | 74 | 1,803 |
| 1994 | | 5,572 | -1,063 | 4,509 | 35,969 | -35,486 | 483 | 1,830 | -1,718 | 112 | 5,104 |
| 1995 | | 2,762 | -1,511 | 1,251 | 26,395 | -23,737 | 2,658 | 2,004 | -1,833 | 171 | 4,080 |
| 1996 | | 221 | -2,868 | -2,646 | 31,599 | -29,877 | 1,722 | 2,102 | -2,089 | 13 | -912 |
| 1997 | | 203 | -2,442 | -2,239 | 60,779 | -59,197 | 1,582 | 2,074 | -2,008 | 66 | -591 |
| 1998 | | 1,189 | -3,204 | -2,015 | 30,108 | -27,318 | 2,790 | 2,340 | -2,285 | 55 | 829 |
| 1997 | III | 108 | -1,490 | -1,381 | 18,174 | -17,782 | 392 | 518 | -564 | -46 | -1,036 |
| | IV | 56 | -307 | -251 | 18,338 | -17,546 | 792 | 526 | -467 | 59 | 601 |
| 1998 | I | 752 | -796 | -44 | 12,589 | -10,780 | 1,808 | 550 | -523 | 27 | 1,792 |
| | II | 42 | -320 | -278 | 7,270 | -7,517 | -247 | 577 | -571 | 6 | -519 |
| | III | 362 | -938 | -576 | 6,906 | -6,104 | 802 | 608 | -616 | -8 | 218 |
| | IV | 33 | -1,150 | -1,118 | 3,343 | -2,917 | 427 | 606 | -576 | 30 | -662 |
| 1999 | I | 60 | -1,755 | -1,695 | 3,749 | -3,184 | 565 | 563 | -571 | -9 | -1,138 |
| | II | 93 | -494 | -401 | 3,232 | -2,343 | 889 | 555 | -581 | -25 | 463 |
| | III | 77 | -891 | -814 | 2,323 | -2,324 | -1 | 560 | -548 | 11 | -804 |
| 1997 | O | - | -98 | -98 | 6,133 | -4,915 | 1,218 | 177 | -107 | 70 | 1,190 |
| | N | 44 | -1 | 43 | 6,360 | -7,150 | -790 | 172 | -116 | 56 | -691 |
| | D | 12 | -207 | -195 | 5,845 | -5,481 | 364 | 177 | -243 | -66 | 102 |
| 1998 | J | - | -15 | -15 | 4,812 | -4,429 | 384 | 183 | -112 | 71 | 440 |
| | F | 752 | -125 | 627 | 3,379 | -3,246 | 134 | 172 | -161 | 10 | 771 |
| | M | - | -656 | -656 | 4,397 | -3,106 | 1,291 | 195 | -250 | -54 | 581 |
| | A | 23 | -238 | -215 | 1,933 | -2,728 | -794 | 189 | -123 | 65 | -944 |
| | M | - | -15 | -15 | 2,123 | -2,312 | -189 | 195 | -154 | 41 | -164 |
| | J | 19 | -67 | -48 | 3,213 | -2,477 | 736 | 193 | -293 | -100 | 588 |
| | J | 362 | -131 | 231 | 2,124 | -2,037 | 87 | 203 | -162 | 41 | 359 |
| | A | - | -363 | -363 | 2,656 | -2,221 | 435 | 206 | -187 | 18 | 90 |
| | S | - | -444 | -444 | 2,127 | -1,846 | 281 | 200 | -267 | -67 | -231 |
| | O | - | -171 | -171 | 1,136 | -1,249 | -113 | 207 | -130 | 77 | -207 |
| | N | 33 | -684 | -652 | 1,341 | -1,116 | 225 | 196 | -136 | 61 | -366 |
| | D | - | -295 | -295 | 866 | -551 | 315 | 202 | -310 | -108 | -89 |
| 1999 | J | - | -330 | -330 | 999 | -1,225 | -227 | 199 | -117 | 82 | -475 |
| | F | 60 | -1,279 | -1,219 | 908 | -922 | -14 | 173 | -202 | -29 | -1,262 |
| | M | - | -146 | -146 | 1,843 | -1,037 | 806 | 191 | -252 | -61 | 599 |
| | A | 33 | -146 | -113 | 798 | -598 | 199 | 184 | -108 | 76 | 162 |
| | M | 50 | -313 | -263 | 1,140 | -858 | 282 | 188 | -146 | 42 | 61 |
| | J | 10 | -34 | -24 | 1,294 | -887 | 407 | 183 | -326 | -143 | 240 |
| | J | - | -179 | -179 | 775 | -598 | 177 | 189 | -169 | 21 | 19 |
| | A | 77 | -510 | -433 | 984 | -1,003 | -19 | 189 | -127 | 61 | -391 |
| | S | - | -202 | -202 | 564 | -723 | -159 | 182 | -253 | -71 | -432 |
| | O | - | -197 | -197 | 628 | -1,132 | -504 | 189 | -117 | 72 | -629 |

Table 3
Portfolio Transactions with Non-residents in Canadian
Bonds, by Geographical Area and Type of Transaction
 - Concluded

Tableau 3
Opérations de portefeuille en obligations canadiennes avec les non-
résidents, par zone géographique et catégorie de transactions - fin

| Total All Countries - Total, tous les pays | | | | | | | | | | | |
|--|----------|---------------------------------------|----------------|--------------------------|-----------|------------|----------|--------|---------------------------------|--------|--------|
| | | New Issues and Retirements | | Outstanding Issues | | | Interest | | | Total | |
| | | Nouvelles émissions et remboursements | | Émissions en circulation | | | Intérêt | | | | |
| Period | | New Issues | Retirements | Sales | Purchases | | Accrued | Paid | Change in interest payable | | |
| Période | | Nouvelles émissions | Remboursements | Ventes | Achats | Total | Couru | Payé | Changement aux intérêts à payer | | |
| <i>D No.</i> | <i>A</i> | 78099 | 78127 | 60157 | 78153 | 78160 | 78092 | 60164 | 60171 | 60100 | 60178 |
| | <i>Q</i> | 79039 | 79067 | 60257 | 79093 | 79100 | 79032 | 60264 | 60271 | 60200 | 60278 |
| | <i>M</i> | 79149 | 79159 | 60357 | 79185 | 79192 | 79142 | 60364 | 60371 | 60300 | 60378 |
| millions of dollars - millions de dollars | | | | | | | | | | | |
| 1986 | | 23,854 | -10,070 | 13,784 | 39,643 | -30,749 | 8,894 | 12,999 | -12,442 | 558 | 23,236 |
| 1987 | | 15,705 | -12,217 | 3,489 | 37,859 | -33,414 | 4,444 | 13,974 | -13,841 | 134 | 8,067 |
| 1988 | | 17,526 | -13,318 | 4,208 | 53,552 | -42,038 | 11,514 | 14,426 | -14,002 | 424 | 16,146 |
| 1989 | | 17,672 | -13,695 | 3,977 | 88,953 | -75,100 | 13,854 | 15,344 | -14,988 | 356 | 18,187 |
| 1990 | | 17,099 | -13,591 | 3,508 | 131,461 | -120,687 | 10,774 | 16,844 | -16,448 | 396 | 14,678 |
| 1991 | | 34,382 | -20,495 | 13,887 | 184,646 | -171,322 | 13,324 | 18,612 | -17,761 | 852 | 28,063 |
| 1992 | | 33,626 | -24,439 | 9,187 | 268,007 | -259,023 | 8,984 | 20,462 | -19,868 | 594 | 18,766 |
| 1993 | | 44,130 | -27,323 | 16,807 | 396,861 | -383,091 | 13,770 | 22,630 | -21,760 | 870 | 31,446 |
| 1994 | | 43,263 | -22,403 | 20,860 | 543,123 | -549,033 | -5,910 | 24,246 | -23,200 | 1,045 | 15,995 |
| 1995 | | 38,000 | -20,220 | 17,780 | 481,511 | -469,366 | 12,145 | 25,657 | -24,852 | 805 | 30,730 |
| 1996 | | 43,942 | -33,543 | 10,399 | 671,738 | -664,788 | 6,950 | 25,936 | -25,678 | 258 | 17,607 |
| 1997 | | 38,877 | -31,854 | 7,024 | 1,037,660 | -1,039,126 | -1,465 | 26,557 | -25,988 | 568 | 6,127 |
| 1998 | | 52,728 | -32,937 | 19,791 | 832,799 | -841,678 | -8,879 | 27,499 | -26,621 | 878 | 11,790 |
| 1997 | III | 11,485 | -12,100 | -615 | 300,766 | -292,916 | 7,850 | 6,678 | -6,851 | -174 | 7,061 |
| | IV | 8,953 | -8,932 | 21 | 248,530 | -254,919 | -6,389 | 6,801 | -6,384 | 417 | -5,951 |
| 1998 | I | 13,075 | -8,417 | 4,658 | 227,421 | -226,756 | 665 | 6,583 | -6,745 | -161 | 5,161 |
| | II | 12,399 | -6,192 | 6,207 | 221,632 | -225,205 | -3,573 | 6,718 | -6,407 | 312 | 2,945 |
| | III | 12,134 | -8,250 | 3,885 | 231,034 | -237,132 | -6,098 | 7,051 | -6,826 | 225 | -1,988 |
| | IV | 15,120 | -10,078 | 5,041 | 152,712 | -152,584 | 128 | 7,146 | -6,644 | 502 | 5,672 |
| 1999 | I | 9,789 | -11,147 | -1,359 | 141,699 | -141,017 | 682 | 6,916 | -7,010 | -93 | -770 |
| | II | 8,483 | -4,564 | 3,918 | 148,598 | -146,016 | 2,582 | 6,860 | -6,869 | -9 | 6,491 |
| | III | 7,560 | -13,905 | -6,345 | 135,899 | -133,747 | 2,152 | 7,042 | -6,763 | 278 | -3,914 |
| 1997 | O | 4,338 | -3,928 | 410 | 95,648 | -96,121 | -473 | 2,281 | -1,896 | 385 | 321 |
| | N | 1,222 | -1,652 | -429 | 72,309 | -76,818 | -4,509 | 2,228 | -1,481 | 748 | -4,190 |
| | D | 3,393 | -3,353 | 41 | 80,573 | -81,980 | -1,407 | 2,292 | -3,007 | -715 | -2,082 |
| 1998 | J | 2,074 | -1,279 | 794 | 76,308 | -77,642 | -1,333 | 2,270 | -2,025 | 246 | -293 |
| | F | 6,129 | -2,948 | 3,181 | 66,980 | -69,457 | -2,476 | 2,044 | -2,009 | 35 | 740 |
| | M | 4,872 | -4,190 | 683 | 84,132 | -79,658 | 4,474 | 2,269 | -2,711 | -442 | 4,714 |
| | A | 3,282 | -3,272 | 10 | 67,468 | -72,989 | -5,520 | 2,196 | -1,940 | 255 | -5,255 |
| | M | 4,913 | -1,728 | 3,186 | 62,538 | -62,120 | 418 | 2,276 | -1,468 | 809 | 4,413 |
| | J | 4,204 | -1,192 | 3,012 | 91,625 | -90,096 | 1,529 | 2,246 | -2,999 | -753 | 3,788 |
| | J | 6,721 | -1,641 | 5,080 | 65,716 | -67,891 | -2,174 | 2,354 | -2,289 | 64 | 2,970 |
| | A | 3,431 | -1,385 | 2,046 | 70,999 | -73,340 | -2,341 | 2,403 | -1,905 | 498 | 204 |
| | S | 1,983 | -5,224 | -3,241 | 94,319 | -95,901 | -1,583 | 2,294 | -2,632 | -338 | -5,162 |
| | O | 5,098 | -1,698 | 3,400 | 63,900 | -64,149 | -249 | 2,415 | -2,003 | 412 | 3,563 |
| | N | 7,278 | -6,256 | 1,022 | 46,071 | -48,770 | -2,700 | 2,327 | -1,565 | 762 | -915 |
| | D | 2,744 | -2,125 | 619 | 42,742 | -39,665 | 3,077 | 2,404 | -3,076 | -672 | 3,024 |
| 1999 | J | 1,418 | -2,012 | -594 | 44,259 | -44,641 | -382 | 2,408 | -2,221 | 187 | -789 |
| | F | 4,839 | -4,951 | -112 | 47,919 | -47,697 | 222 | 2,136 | -2,190 | -55 | 55 |
| | M | 3,532 | -4,185 | -653 | 49,521 | -48,679 | 842 | 2,373 | -2,598 | -225 | -36 |
| | A | 1,791 | -1,693 | 98 | 44,912 | -43,995 | 917 | 2,264 | -1,974 | 289 | 1,304 |
| | M | 4,075 | -1,957 | 2,118 | 51,619 | -50,402 | 1,218 | 2,324 | -1,604 | 720 | 4,056 |
| | J | 2,617 | -915 | 1,703 | 52,067 | -51,619 | 448 | 2,273 | -3,291 | -1,019 | 1,132 |
| | J | 3,503 | -2,627 | 876 | 41,950 | -40,375 | 1,575 | 2,374 | -2,490 | -115 | 2,336 |
| | A | 531 | -5,288 | -4,757 | 46,868 | -47,239 | -371 | 2,385 | -1,864 | 521 | -4,608 |
| | S | 3,526 | -5,990 | -2,464 | 47,081 | -46,133 | 948 | 2,282 | -2,409 | -127 | -1,643 |
| | O | 1,049 | -1,730 | -681 | 42,757 | -40,089 | 2,668 | 2,363 | -1,876 | 487 | 2,474 |

Table 4
Portfolio Transactions with Non-residents in Canadian
Bonds, by Geographical Area

Tableau 4
Opérations de portefeuille en obligations canadiennes avec les non-
résidents, par zone géographique

| Period | United States | United Kingdom | Other EU | Japan | Other OECD | Other | Total |
|---|---------------|----------------|-----------|--------|-------------|--------|--------|
| Période | États-Unis | Royaume-Uni | Autres UE | Japon | Autres OCDE | Autres | |
| <i>D No.</i> | | | | | | | |
| <i>A</i> | 58174 | 58274 | 58474 | 58574 | 58674 | 58774 | 60178 |
| <i>Q</i> | 59174 | 59274 | 59474 | 59574 | 59674 | 59774 | 60278 |
| <i>M</i> | 60449 | 60449 | 60449 | 60459 | 60459 | 60459 | 60378 |
| millions of dollars - millions de dollars | | | | | | | |
| 1986 | -1,015 | 2,490 | 3,195 | 12,068 | 5,337 | 1,162 | 23,236 |
| 1987 | 690 | 1,229 | -614 | 4,811 | 942 | 1,009 | 8,067 |
| 1988 | 2,490 | 3,174 | 1,596 | 3,496 | 2,833 | 2,557 | 16,146 |
| 1989 | 3,604 | 2,768 | 1,233 | 6,561 | 758 | 3,262 | 18,187 |
| 1990 | 10,177 | 2,819 | -1,708 | 3,421 | -454 | 423 | 14,678 |
| 1991 | 9,552 | 6,764 | 4,162 | 2,362 | 1,335 | 3,888 | 28,063 |
| 1992 | 15,217 | -1,981 | 1,334 | 3,781 | -1,636 | 2,051 | 18,766 |
| 1993 | 22,897 | 9,275 | 1,717 | -4,347 | 102 | 1,803 | 31,446 |
| 1994 | 8,549 | -960 | 3,899 | -960 | 364 | 5,104 | 15,995 |
| 1995 | 18,891 | 5,039 | 959 | 890 | 871 | 4,080 | 30,730 |
| 1996 | 18,110 | 3,113 | -1,040 | 3,604 | -5,269 | -912 | 17,607 |
| 1997 | 7,697 | 6,820 | -2,160 | -1,963 | -3,675 | -591 | 6,127 |
| 1998 | 5,921 | 7,645 | 3,480 | -5,555 | -530 | 829 | 11,790 |
| 1997 | | | | | | | |
| III | 8,527 | 27 | -879 | 1,479 | -1,057 | -1,036 | 7,061 |
| IV | -2,128 | 264 | -511 | -2,429 | -1,747 | 601 | -5,951 |
| 1998 | | | | | | | |
| I | 1,240 | -651 | 2,768 | -508 | 520 | 1,792 | 5,161 |
| II | 3,875 | 2,888 | -1,859 | -1,350 | -90 | -519 | 2,945 |
| III | -4,099 | 1,787 | 2,179 | -1,972 | -102 | 218 | -1,988 |
| IV | 4,904 | 3,621 | 392 | -1,726 | -858 | -662 | 5,672 |
| 1999 | | | | | | | |
| I | 1,892 | 2,504 | -1,264 | -205 | -2,559 | -1,138 | -770 |
| II | 4,100 | 2,365 | -382 | 204 | -258 | 463 | 6,491 |
| III | -1,975 | 970 | -555 | -1,705 | 155 | -804 | -3,914 |
| 1997 | | | | | | | |
| O | -879 | 1,095 | 80 | -943 | -222 | 1,190 | 321 |
| N | -2,866 | 210 | 94 | -415 | -522 | -691 | -4,190 |
| D | 1,616 | -1,041 | -685 | -1,072 | -1,002 | 102 | -2,082 |
| 1998 | | | | | | | |
| J | -1,712 | 284 | 299 | 143 | 254 | 440 | -293 |
| F | 1,001 | -3,000 | 1,822 | 316 | -170 | 771 | 740 |
| M | 1,951 | 2,065 | 647 | -966 | 436 | 581 | 4,714 |
| A | -1,910 | -553 | -706 | -433 | -708 | -944 | -5,255 |
| M | 3,265 | 2,065 | -28 | -515 | -211 | -164 | 4,413 |
| J | 2,520 | 1,376 | -1,126 | -402 | 830 | 588 | 3,788 |
| J | -1,104 | 1,746 | 2,871 | -621 | -281 | 359 | 2,970 |
| A | -1,122 | 851 | 123 | -199 | 461 | 90 | 204 |
| S | -1,873 | -810 | -815 | -1,152 | -282 | -231 | -5,162 |
| O | 1,168 | 3,403 | 333 | -338 | -796 | -207 | 3,563 |
| N | 2,165 | -760 | 683 | -1,286 | -1,351 | -366 | -915 |
| D | 1,571 | 978 | -623 | -102 | 1,289 | -89 | 3,024 |
| 1999 | | | | | | | |
| J | 843 | -192 | 448 | -319 | -1,095 | -475 | -789 |
| F | 2,986 | 716 | -1,224 | -156 | -1,005 | -1,262 | 55 |
| M | -1,937 | 1,980 | -488 | 270 | -459 | 599 | -36 |
| A | -219 | 1,478 | -206 | 311 | -223 | 162 | 1,304 |
| M | 4,429 | 720 | -801 | -311 | -42 | 61 | 4,056 |
| J | -110 | 167 | 625 | 204 | 7 | 240 | 1,132 |
| J | 1,298 | 996 | -308 | 16 | 315 | 19 | 2,336 |
| A | -1,889 | -624 | -515 | -1,044 | -144 | -391 | -4,608 |
| S | -1,385 | 599 | 267 | -676 | -15 | -432 | -1,643 |
| O | 2,934 | 205 | 242 | 326 | -605 | -629 | 2,474 |

Table 5
Portfolio transactions with Non-residents in Canadian
Bonds, by Type and Currency of Issue

Tableau 5
Opérations de portefeuille en obligations canadiennes avec les non-
résidents, par catégorie et devise d'émission

| Period | New Issues | | | | Retirements | | | | Outstanding | | | | |
|---|---------------------|--------------|------------------|--------|-------------------|--------------|------------------|---------|-------------------|--------------|------------------|--------|--------|
| | Nouvelles émissions | | | | Remboursements | | | | En circulation | | | | |
| | Canadian dollars | U.S. dollars | Other currencies | Total | Canadian dollars | U.S. dollars | Other currencies | Total | Canadian dollars | U.S. dollars | Other currencies | Total | |
| Période | Dollars canadiens | Dollars É.U. | Autres devises | Total | Dollars canadiens | Dollars É.U. | Autres devises | Total | Dollars canadiens | Dollars É.U. | Autres devises | Total | |
| <i>D No. A</i> | 60123 | 60128 | 60133 | 78099 | 60124 | 60129 | 60134 | 78127 | 60125 | 60130 | 60135 | 78092 | |
| <i>Q</i> | 60223 | 60228 | 60233 | 79039 | 60224 | 60229 | 60234 | 79067 | 60225 | 60230 | 60235 | 79032 | |
| <i>M</i> | 60323 | 60328 | 60333 | 79149 | 60324 | 60329 | 60334 | 79159 | 60325 | 60330 | 60335 | 79142 | |
| millions of dollars - millions de dollars | | | | | | | | | | | | | |
| 1986 | 5,028 | 11,995 | 6,832 | 23,854 | -2,526 | -6,528 | -1,016 | -10,070 | 8,894 | .. | .. | 8,894 | |
| 1987 | 4,399 | 5,091 | 6,216 | 15,705 | -2,611 | -6,434 | -3,172 | -12,217 | 4,444 | .. | .. | 4,444 | |
| 1988 | 6,402 | 6,921 | 4,202 | 17,526 | -2,084 | -8,374 | -2,859 | -13,318 | 11,514 | .. | .. | 11,514 | |
| 1989 | 5,813 | 7,009 | 4,849 | 17,672 | -3,552 | -8,122 | -2,020 | -13,695 | 13,854 | .. | .. | 13,854 | |
| 1990 | 2,107 | 10,628 | 4,364 | 17,099 | -6,351 | -5,150 | -2,091 | -13,591 | 10,774 | .. | .. | 10,774 | |
| 1991 | 12,701 | 17,289 | 4,392 | 34,382 | -8,348 | -8,585 | -3,561 | -20,495 | 13,324 | .. | .. | 13,324 | |
| 1992 | 5,808 | 22,828 | 4,989 | 33,626 | -9,751 | -10,194 | -4,494 | -24,439 | 8,984 | .. | .. | 8,984 | |
| 1993 | 11,328 | 27,887 | 4,914 | 44,130 | -11,835 | -10,505 | -4,982 | -27,323 | 13,770 | .. | .. | 13,770 | |
| 1994 | 7,912 | 23,041 | 12,310 | 43,263 | -9,262 | -7,340 | -5,801 | -22,403 | -5,277 | -576 | -57 | -5,910 | |
| 1995 | 3,125 | 24,291 | 10,584 | 38,000 | -6,955 | -9,095 | -4,171 | -20,220 | 12,694 | -533 | -16 | 12,145 | |
| 1996 | 4,063 | 27,126 | 12,753 | 43,942 | -14,239 | -12,735 | -6,570 | -33,543 | 8,152 | -1,154 | -48 | 6,950 | |
| 1997 | 1,830 | 26,644 | 10,403 | 38,877 | -8,406 | -15,182 | -8,266 | -31,854 | -654 | -674 | -137 | -1,465 | |
| 1998 | 4,886 | 31,825 | 16,017 | 52,728 | -15,208 | -9,714 | -8,015 | -32,937 | -6,096 | -2,615 | -168 | -8,879 | |
| 1997 | III | 210 | 6,721 | 4,554 | 11,485 | -3,999 | -5,438 | -2,664 | -12,100 | 8,397 | -500 | -46 | 7,850 |
| | IV | 200 | 7,025 | 1,728 | 8,953 | -794 | -6,162 | -1,976 | -8,932 | -5,840 | -442 | -107 | -6,389 |
| 1998 | I | 1,041 | 7,023 | 5,011 | 13,075 | -4,896 | -1,690 | -1,831 | -8,417 | 1,739 | -1,090 | 16 | 665 |
| | II | 1,739 | 8,203 | 2,457 | 12,399 | -1,640 | -3,069 | -1,483 | -6,192 | -2,715 | -854 | -5 | -3,573 |
| | III | 125 | 5,329 | 6,680 | 12,134 | -4,438 | -2,363 | -1,449 | -8,250 | -5,570 | -458 | -71 | -6,098 |
| | IV | 1,981 | 11,270 | 1,869 | 15,120 | -4,234 | -2,592 | -3,252 | -10,078 | 450 | -213 | -109 | 128 |
| 1999 | I | 1,100 | 6,993 | 1,696 | 9,789 | -3,863 | -6,179 | -1,106 | -11,147 | 1,329 | -621 | -27 | 682 |
| | II | 1,210 | 6,057 | 1,215 | 8,483 | -662 | -2,919 | -983 | -4,564 | 3,007 | -426 | 1 | 2,582 |
| | III | 532 | 6,370 | 658 | 7,560 | -3,849 | -7,186 | -2,871 | -13,905 | 2,361 | -215 | 6 | 2,152 |
| 1997 | O | - | 3,304 | 1,034 | 4,338 | -77 | -3,366 | -485 | -3,928 | 112 | -525 | -60 | -473 |
| | N | - | 1,104 | 118 | 1,222 | -102 | -977 | -573 | -1,652 | -4,411 | -70 | -27 | -4,509 |
| | D | 200 | 2,617 | 576 | 3,393 | -615 | -1,819 | -918 | -3,353 | -1,541 | 154 | -19 | -1,407 |
| 1998 | J | - | 1,898 | 175 | 2,074 | -346 | -639 | -295 | -1,279 | -896 | -436 | -1 | -1,333 |
| | F | 400 | 4,205 | 1,524 | 6,129 | -2,583 | -138 | -227 | -2,948 | -2,059 | -404 | -13 | -2,476 |
| | M | 641 | 920 | 3,311 | 4,872 | -1,968 | -912 | -1,309 | -4,190 | 4,694 | -250 | 30 | 4,474 |
| | A | 310 | 2,342 | 630 | 3,282 | -879 | -1,732 | -661 | -3,272 | -5,112 | -400 | -9 | -5,520 |
| | M | 1,061 | 3,215 | 637 | 4,913 | -348 | -1,002 | -378 | -1,728 | 479 | -61 | - | 418 |
| | J | 368 | 2,646 | 1,190 | 4,204 | -413 | -335 | -444 | -1,192 | 1,918 | -393 | 3 | 1,529 |
| | J | - | 2,308 | 4,412 | 6,721 | -914 | -23 | -705 | -1,641 | -2,126 | -25 | -23 | -2,174 |
| | A | 125 | 1,579 | 1,727 | 3,431 | -401 | -847 | -137 | -1,385 | -1,892 | -420 | -29 | -2,341 |
| | S | - | 1,442 | 541 | 1,983 | -3,123 | -1,492 | -608 | -5,224 | -1,552 | -12 | -19 | -1,583 |
| | O | 521 | 4,044 | 533 | 5,098 | -1,168 | -308 | -221 | -1,698 | -222 | 4 | -31 | -249 |
| | N | 910 | 5,232 | 1,136 | 7,278 | -1,958 | -1,863 | -2,435 | -6,256 | -2,583 | -77 | -40 | -2,700 |
| | D | 550 | 1,993 | 200 | 2,744 | -1,108 | -421 | -596 | -2,125 | 3,255 | -140 | -38 | 3,077 |
| 1999 | J | 350 | 1,029 | 39 | 1,418 | -224 | -1,567 | -221 | -2,012 | -292 | -83 | -7 | -382 |
| | F | 500 | 4,204 | 135 | 4,839 | -673 | -3,815 | -464 | -4,951 | 542 | -312 | -8 | 222 |
| | M | 250 | 1,760 | 1,522 | 3,532 | -2,966 | -797 | -421 | -4,185 | 1,080 | -225 | -12 | 842 |
| | A | 246 | 1,179 | 366 | 1,791 | -126 | -1,399 | -168 | -1,693 | 839 | 83 | -6 | 917 |
| | M | 529 | 3,545 | - | 4,075 | -508 | -1,029 | -420 | -1,957 | 1,430 | -220 | 7 | 1,218 |
| | J | 435 | 1,333 | 849 | 2,617 | -29 | -491 | -395 | -915 | 738 | -290 | -1 | 448 |
| | J | 532 | 2,620 | 352 | 3,503 | -660 | -1,408 | -559 | -2,627 | 1,660 | -92 | 8 | 1,575 |
| | A | - | 414 | 116 | 531 | -737 | -3,207 | -1,344 | -5,288 | -304 | -68 | 1 | -371 |
| | S | - | 3,337 | 190 | 3,526 | -2,452 | -2,571 | -968 | -5,990 | 1,005 | -55 | -2 | 948 |
| | O | 100 | 691 | 258 | 1,049 | -226 | -1,139 | -365 | -1,730 | 2,563 | 87 | 18 | 2,668 |

Table 5
Portfolio transactions with Non-residents in Canadian
Bonds, by Type and Currency of Issue - Concluded

Tableau 5
Opérations de portefeuille en obligations canadiennes avec les non-
résidents, par catégorie et devise d'émission - fin

| Period | Change in interest payable | | | | Total | | | |
|---------|----------------------------|--------------|------------------|-------|-------------------|--------------|------------------|-------|
| | Canadian dollars | U.S. dollars | Other currencies | Total | Canadian dollars | U.S. dollars | Other currencies | Total |
| Période | Dollars canadiens | Dollars É.U. | Autres devises | Total | Dollars canadiens | Dollars É.U. | Autres devises | Total |
| D No. A | 60126 | 60131 | 60136 | 60100 | 60122 | 60127 | 60132 | 60121 |
| Q | 60226 | 60231 | 60236 | 60200 | 60222 | 60227 | 60232 | 60221 |
| M | 60326 | 60331 | 60336 | 60300 | 60322 | 60327 | 60332 | 60321 |

| millions of dollars - millions de dollars | | | | | | | | | |
|---|-----|------|------|------|--------|---------|--------|--------|--------|
| 1986 | | 143 | 208 | 207 | 558 | 11,539 | 5,675 | 6,023 | 23,236 |
| 1987 | | 184 | -109 | 58 | 134 | 6,417 | -1,452 | 3,102 | 8,067 |
| 1988 | | 399 | -34 | 59 | 424 | 16,231 | -1,486 | 1,402 | 16,146 |
| 1989 | | 477 | -231 | 110 | 356 | 16,591 | -1,343 | 2,939 | 18,187 |
| 1990 | | 260 | 14 | 122 | 396 | 6,790 | 5,492 | 2,396 | 14,678 |
| 1991 | | 623 | 190 | 39 | 852 | 18,300 | 8,894 | 869 | 28,063 |
| 1992 | | 262 | 299 | 34 | 594 | 5,304 | 12,933 | 529 | 18,766 |
| 1993 | | 421 | 505 | -57 | 870 | 13,684 | 17,887 | -125 | 31,446 |
| 1994 | | 426 | 529 | 89 | 1,045 | -6,201 | 15,655 | 6,541 | 15,995 |
| 1995 | | 241 | 494 | 70 | 805 | 9,105 | 15,157 | 6,468 | 30,730 |
| 1996 | | -12 | 269 | 1 | 258 | -2,037 | 13,506 | 6,137 | 17,607 |
| 1997 | | 39 | 499 | 30 | 568 | -7,191 | 11,287 | 2,031 | 6,127 |
| 1998 | | -57 | 702 | 233 | 878 | -16,475 | 20,198 | 8,067 | 11,790 |
| 1997 | III | 82 | -196 | -60 | -174 | 4,690 | 587 | 1,784 | 7,061 |
| | IV | -105 | 505 | 17 | 417 | -6,540 | 926 | -337 | -5,951 |
| 1998 | I | -35 | -89 | -37 | -161 | -2,152 | 4,154 | 3,159 | 5,161 |
| | II | 55 | 160 | 97 | 312 | -2,561 | 4,440 | 1,066 | 2,945 |
| | III | 142 | 54 | 30 | 225 | -9,741 | 2,563 | 5,190 | -1,988 |
| | IV | -218 | 577 | 143 | 502 | -2,021 | 9,042 | -1,348 | 5,672 |
| 1999 | I | 38 | -104 | -28 | -93 | -1,396 | 90 | 535 | -770 |
| | II | -78 | -18 | 87 | -9 | 3,477 | 2,694 | 320 | 6,491 |
| | III | 274 | 238 | -234 | 278 | -682 | -792 | -2,440 | -3,914 |
| 1997 | O | 267 | 22 | 95 | 385 | 302 | -565 | 584 | 321 |
| | N | 493 | 312 | -57 | 748 | -4,019 | 368 | -539 | -4,190 |
| | D | -866 | 171 | -21 | -715 | -2,823 | 1,123 | -382 | -2,082 |
| 1998 | J | 541 | -303 | 7 | 246 | -700 | 520 | -113 | -293 |
| | F | 166 | -125 | -6 | 35 | -4,076 | 3,538 | 1,278 | 740 |
| | M | -742 | 338 | -38 | -442 | 2,624 | 96 | 1,994 | 4,714 |
| | A | 357 | -79 | -23 | 255 | -5,324 | 131 | -62 | -5,255 |
| | M | 360 | 393 | 56 | 809 | 1,552 | 2,545 | 316 | 4,413 |
| | J | -662 | -154 | 63 | -753 | 1,210 | 1,764 | 813 | 3,788 |
| | J | 376 | -282 | -30 | 64 | -2,663 | 1,979 | 3,654 | 2,970 |
| | A | 474 | -77 | 102 | 498 | -1,693 | 234 | 1,663 | 204 |
| | S | -709 | 413 | -41 | -338 | -5,384 | 350 | -127 | -5,162 |
| | O | 251 | 10 | 151 | 412 | -618 | 3,750 | 432 | 3,563 |
| | N | 446 | 350 | -34 | 762 | -3,186 | 3,643 | -1,372 | -915 |
| | D | -915 | 218 | 26 | -672 | 1,782 | 1,649 | -408 | 3,024 |
| 1999 | J | 469 | -331 | 48 | 187 | 303 | -951 | -141 | -789 |
| | F | 242 | -255 | -42 | -55 | 611 | -179 | -378 | 55 |
| | M | -674 | 482 | -34 | -225 | -2,310 | 1,220 | 1,054 | -36 |
| | A | 401 | -90 | -22 | 289 | 1,360 | -227 | 171 | 1,304 |
| | M | 412 | 246 | 62 | 720 | 1,864 | 2,543 | -352 | 4,056 |
| | J | -891 | -175 | 47 | -1,019 | 253 | 378 | 500 | 1,132 |
| | J | 373 | -274 | -215 | -115 | 1,905 | 846 | -415 | 2,336 |
| | A | 474 | -2 | 50 | 521 | -567 | -2,863 | -1,177 | -4,608 |
| | S | -573 | 514 | -68 | -127 | -2,020 | 1,225 | -848 | -1,643 |
| | O | 301 | 35 | 150 | 487 | 2,739 | -325 | 61 | 2,474 |

Table 6
Portfolio Transactions with Non-residents in Canadian
Money Market Instruments, by Sector, Sales and Purchases

Tableau 6
Opérations de portefeuille en instruments du marché monétaire
canadien avec les non-résidents, par secteur, ventes et achats

| Federal Government - Administration publique fédérale | | | | | | | | | | |
|---|----------|--------------|--------------|--------------|--------------|--------------|--------------|--------------|--------------|--------------|
| Period | Direct | | | Enterprises | | | Total | | | |
| | Sales | Purchases | Net | Sales | Purchases | Net | Sales | Purchases | Net | |
| Période | Ventes | Achats | Net | Ventes | Achats | Net | Ventes | Achats | Net | |
| <i>D No.</i> | <i>A</i> | <i>60139</i> | <i>60149</i> | <i>60109</i> | <i>60140</i> | <i>60150</i> | <i>60110</i> | <i>60138</i> | <i>60148</i> | <i>60108</i> |
| | <i>Q</i> | <i>60239</i> | <i>60249</i> | <i>60209</i> | <i>60240</i> | <i>60250</i> | <i>60210</i> | <i>60238</i> | <i>60248</i> | <i>60208</i> |
| | <i>M</i> | <i>60339</i> | <i>60349</i> | <i>60309</i> | <i>60340</i> | <i>60350</i> | <i>60310</i> | <i>60338</i> | <i>60348</i> | <i>60308</i> |
| millions of dollars - millions de dollars | | | | | | | | | | |
| 1986 | | 18,634 | -16,787 | 1,847 | 2,046 | -1,973 | 73 | 20,680 | -18,760 | 1,920 |
| 1987 | | 23,721 | -22,413 | 1,308 | 4,717 | -4,464 | 253 | 28,439 | -26,877 | 1,561 |
| 1988 | | 42,092 | -34,969 | 7,123 | 11,676 | -10,266 | 1,410 | 53,768 | -45,235 | 8,533 |
| 1989 | | 66,353 | -65,869 | 484 | 10,902 | -10,641 | 261 | 77,255 | -76,510 | 745 |
| 1990 | | 59,553 | -56,135 | 3,418 | 5,571 | -5,818 | -246 | 65,125 | -61,953 | 3,172 |
| 1991 | | 78,368 | -76,080 | 2,288 | 15,965 | -12,971 | 2,994 | 94,333 | -89,051 | 5,282 |
| 1992 | | 140,424 | -138,508 | 1,915 | 58,925 | -59,138 | -214 | 199,348 | -197,647 | 1,701 |
| 1993 | | 157,051 | -146,112 | 10,939 | 32,408 | -33,017 | -610 | 189,459 | -179,129 | 10,329 |
| 1994 | | 266,691 | -263,960 | 2,731 | 24,761 | -25,422 | -660 | 291,452 | -289,381 | 2,071 |
| 1995 | | 246,238 | -246,957 | -719 | 22,112 | -22,904 | -792 | 268,350 | -269,861 | -1,511 |
| 1996 | | 282,373 | -290,065 | -7,691 | 25,747 | -25,851 | -104 | 308,121 | -315,916 | -7,795 |
| 1997 | | 181,923 | -184,901 | -2,978 | 23,555 | -21,938 | 1,617 | 205,478 | -206,839 | -1,361 |
| 1998 | | 108,830 | -111,276 | -2,446 | 59,269 | -57,908 | 1,361 | 168,099 | -169,184 | -1,085 |
| 1997 | III | 39,139 | -39,655 | -515 | 7,143 | -7,196 | -53 | 46,282 | -46,851 | -569 |
| | IV | 42,837 | -41,818 | 1,019 | 7,359 | -6,077 | 1,282 | 50,196 | -47,895 | 2,301 |
| 1998 | I | 34,429 | -36,203 | -1,774 | 12,952 | -12,921 | 31 | 47,381 | -49,124 | -1,743 |
| | II | 26,219 | -27,910 | -1,691 | 15,818 | -16,353 | -535 | 42,037 | -44,263 | -2,227 |
| | III | 25,894 | -23,831 | 2,063 | 17,136 | -16,606 | 530 | 43,030 | -40,438 | 2,592 |
| | IV | 22,288 | -23,332 | -1,043 | 13,363 | -12,028 | 1,335 | 35,651 | -35,360 | 292 |
| 1999 | I | 19,971 | -19,800 | 171 | 20,308 | -21,784 | -1,476 | 40,279 | -41,584 | -1,305 |
| | II | 27,534 | -29,456 | -1,922 | 14,278 | -14,782 | -504 | 41,812 | -44,238 | -2,426 |
| | III | 21,098 | -24,022 | -2,924 | 14,333 | -14,066 | 266 | 35,431 | -38,088 | -2,658 |
| 1997 | O | 18,173 | -16,075 | 2,098 | 1,926 | -2,255 | -329 | 20,099 | -18,330 | 1,769 |
| | N | 10,527 | -9,784 | 743 | 2,328 | -1,340 | 988 | 12,855 | -11,125 | 1,731 |
| | D | 14,137 | -15,959 | -1,822 | 3,105 | -2,482 | 623 | 17,242 | -18,441 | -1,199 |
| 1998 | J | 12,536 | -12,839 | -303 | 5,207 | -5,065 | 142 | 17,743 | -17,904 | -161 |
| | F | 11,905 | -13,151 | -1,246 | 4,319 | -4,311 | 7 | 16,223 | -17,462 | -1,239 |
| | M | 9,988 | -10,213 | -225 | 3,427 | -3,545 | -118 | 13,415 | -13,758 | -343 |
| | A | 10,153 | -8,914 | 1,239 | 3,405 | -3,165 | 240 | 13,558 | -12,079 | 1,479 |
| | M | 8,611 | -11,012 | -2,400 | 5,500 | -6,151 | -651 | 14,111 | -17,163 | -3,052 |
| | J | 7,455 | -7,984 | -530 | 6,913 | -7,038 | -124 | 14,368 | -15,022 | -654 |
| | J | 8,393 | -10,158 | -1,765 | 6,998 | -6,861 | 137 | 15,391 | -17,018 | -1,628 |
| | A | 8,675 | -6,785 | 1,890 | 3,601 | -3,760 | -159 | 12,276 | -10,545 | 1,732 |
| | S | 8,826 | -6,889 | 1,937 | 6,537 | -5,986 | 552 | 15,363 | -12,875 | 2,488 |
| | O | 8,190 | -9,824 | -1,634 | 5,675 | -5,887 | -213 | 13,865 | -15,712 | -1,847 |
| | N | 6,491 | -6,187 | 304 | 5,967 | -4,630 | 1,337 | 12,458 | -10,817 | 1,641 |
| | D | 7,607 | -7,321 | 286 | 1,722 | -1,511 | 211 | 9,329 | -8,832 | 497 |
| 1999 | J | 5,337 | -8,634 | -3,297 | 6,191 | -6,817 | -626 | 11,528 | -15,451 | -3,923 |
| | F | 5,956 | -4,330 | 1,626 | 8,837 | -8,795 | 42 | 14,793 | -13,125 | 1,668 |
| | M | 8,678 | -6,836 | 1,842 | 5,280 | -6,172 | -892 | 13,958 | -13,008 | 950 |
| | A | 11,467 | -12,432 | -966 | 3,887 | -3,688 | 199 | 15,354 | -16,121 | -767 |
| | M | 7,794 | -8,479 | -686 | 5,546 | -5,352 | 194 | 13,339 | -13,831 | -491 |
| | J | 8,274 | -8,545 | -271 | 4,845 | -5,742 | -897 | 13,119 | -14,287 | -1,168 |
| | J | 6,996 | -8,454 | -1,458 | 4,567 | -4,298 | 269 | 11,563 | -12,752 | -1,189 |
| | A | 7,990 | -6,959 | 1,030 | 5,199 | -4,980 | 219 | 13,189 | -11,940 | 1,249 |
| | S | 6,113 | -8,609 | -2,497 | 4,566 | -4,788 | -221 | 10,679 | -13,397 | -2,718 |
| | O | 4,514 | -6,532 | -2,018 | 3,246 | -2,813 | 433 | 7,760 | -9,346 | -1,585 |

Table 6
Portfolio Transactions with Non-residents in Canadian
Money Market Instruments, by Sector, Sales and
Purchases - Continued

Tableau 6
Opérations de portefeuille en instruments du marché monétaire
canadien avec les non-résidents, par secteur, ventes et achats - suite

| Provincial Governments ¹ - Administrations publiques provinciales ¹ | | | | | | | | | | |
|---|--------|-----------|---------|-------------|-----------|--------|--------|-----------|---------|--------|
| Period | Direct | | | Enterprises | | | Total | | | |
| | Sales | Purchases | Net | Sales | Purchases | Net | Sales | Purchases | Net | |
| Période | Ventes | Achats | Net | Ventes | Achats | Net | Ventes | Achats | Net | |
| D No. | A | 60142 | 60152 | 60112 | 60143 | 60153 | 60113 | 60141 | 60151 | 60111 |
| | Q | 60242 | 60252 | 60212 | 60243 | 60253 | 60213 | 60241 | 60251 | 60211 |
| | M | 60342 | 60352 | 60312 | 60343 | 60353 | 60313 | 60341 | 60351 | 60311 |
| millions of dollars - millions de dollars | | | | | | | | | | |
| 1986 | | 1,711 | -1,212 | 500 | 420 | -453 | -33 | 2,131 | -1,665 | 467 |
| 1987 | | 2,409 | -1,989 | 420 | 545 | -253 | 293 | 2,954 | -2,241 | 713 |
| 1988 | | 2,756 | -3,134 | -377 | 550 | -539 | 11 | 3,306 | -3,672 | -366 |
| 1989 | | 3,502 | -3,196 | 306 | 330 | -300 | 29 | 3,832 | -3,496 | 336 |
| 1990 | | 6,831 | -5,493 | 1,338 | 311 | -377 | -66 | 7,141 | -5,870 | 1,272 |
| 1991 | | 5,640 | -4,727 | 913 | 396 | -374 | 22 | 6,036 | -5,101 | 935 |
| 1992 | | 23,508 | -22,035 | 1,473 | 5,661 | -5,625 | 36 | 29,169 | -27,660 | 1,509 |
| 1993 | | 19,970 | -19,822 | 148 | 2,740 | -2,605 | 135 | 22,709 | -22,427 | 283 |
| 1994 | | 22,498 | -23,540 | -1,042 | 5,421 | -5,382 | 39 | 27,919 | -28,922 | -1,003 |
| 1995 | | 16,428 | -15,931 | 497 | 5,012 | -5,078 | -66 | 21,440 | -21,009 | 431 |
| 1996 | | 18,719 | -19,921 | -1,202 | 8,365 | -8,399 | -34 | 27,084 | -28,320 | -1,236 |
| 1997 | | 18,599 | -20,166 | -1,568 | 7,733 | -6,656 | 1,076 | 26,331 | -26,823 | -491 |
| 1998 | | 15,036 | -13,568 | 1,468 | 7,431 | -7,960 | -530 | 22,466 | -21,528 | 938 |
| 1997 | III | 2,766 | -3,486 | -720 | 2,077 | -1,541 | 536 | 4,843 | -5,027 | -184 |
| | IV | 3,854 | -3,695 | 159 | 1,832 | -2,019 | -187 | 5,686 | -5,714 | -28 |
| 1998 | I | 3,311 | -3,212 | 99 | 2,046 | -1,795 | 251 | 5,357 | -5,007 | 350 |
| | II | 3,498 | -3,390 | 108 | 1,723 | -2,135 | -413 | 5,220 | -5,525 | -305 |
| | III | 3,743 | -2,966 | 776 | 1,687 | -1,859 | -172 | 5,430 | -4,826 | 604 |
| | IV | 4,485 | -4,000 | 484 | 1,975 | -2,170 | -196 | 6,459 | -6,170 | 289 |
| 1999 | I | 4,296 | -5,187 | -890 | 1,016 | -1,295 | -279 | 5,312 | -6,482 | -1,169 |
| | II | 3,412 | -3,375 | 37 | 1,030 | -1,074 | -44 | 4,442 | -4,449 | -7 |
| | III | 4,600 | -4,185 | 415 | 602 | -732 | -130 | 5,202 | -4,917 | 284 |
| 1997 | O | 908 | -971 | -63 | 510 | -671 | -161 | 1,418 | -1,642 | -224 |
| | N | 1,236 | -887 | 349 | 421 | -576 | -156 | 1,657 | -1,464 | 193 |
| | D | 1,710 | -1,837 | -127 | 901 | -772 | 130 | 2,611 | -2,609 | 3 |
| 1998 | J | 1,106 | -1,558 | -452 | 548 | -358 | 190 | 1,654 | -1,915 | -261 |
| | F | 884 | -840 | 44 | 359 | -377 | -18 | 1,243 | -1,217 | 26 |
| | M | 1,321 | -814 | 507 | 1,139 | -1,061 | 79 | 2,460 | -1,874 | 586 |
| | A | 889 | -749 | 139 | 576 | -662 | -86 | 1,465 | -1,411 | 54 |
| | M | 1,320 | -914 | 407 | 492 | -559 | -67 | 1,812 | -1,472 | 340 |
| | J | 1,289 | -1,727 | -438 | 655 | -915 | -260 | 1,943 | -2,642 | -698 |
| | J | 895 | -967 | -72 | 493 | -547 | -54 | 1,388 | -1,514 | -126 |
| | A | 808 | -901 | -93 | 361 | -488 | -127 | 1,169 | -1,390 | -220 |
| | S | 2,040 | -1,098 | 942 | 833 | -824 | 9 | 2,873 | -1,922 | 951 |
| | O | 1,513 | -858 | 655 | 524 | -646 | -121 | 2,038 | -1,504 | 534 |
| | N | 1,294 | -1,082 | 211 | 359 | -517 | -158 | 1,653 | -1,599 | 53 |
| | D | 1,678 | -2,059 | -382 | 1,091 | -1,008 | 83 | 2,769 | -3,067 | -298 |
| 1999 | J | 1,197 | -1,290 | -92 | 436 | -493 | -57 | 1,634 | -1,783 | -149 |
| | F | 1,547 | -1,509 | 38 | 204 | -210 | -6 | 1,751 | -1,719 | 32 |
| | M | 1,552 | -2,388 | -836 | 376 | -592 | -216 | 1,928 | -2,980 | -1,052 |
| | A | 1,304 | -882 | 422 | 392 | -354 | 38 | 1,696 | -1,236 | 460 |
| | M | 886 | -954 | -69 | 348 | -283 | 65 | 1,234 | -1,237 | -3 |
| | J | 1,222 | -1,538 | -316 | 290 | -437 | -147 | 1,512 | -1,975 | -463 |
| | J | 1,304 | -1,368 | -64 | 91 | -101 | -10 | 1,395 | -1,469 | -74 |
| | A | 1,535 | -1,086 | 449 | 308 | -439 | -131 | 1,843 | -1,525 | 318 |
| | S | 1,761 | -1,731 | 30 | 203 | -192 | 10 | 1,963 | -1,923 | 40 |
| | O | 1,326 | -1,298 | 28 | 168 | -132 | 36 | 1,494 | -1,430 | 64 |

¹ Includes municipalities - Comprend les municipalités.

Table 6
Portfolio Transactions with Non-residents in Canadian
Money Market Instruments, by Sector, Sales and
Purchases - Concluded

Tableau 6
Opérations de portefeuille en instruments du marché monétaire
canadien avec les non-résidents, par secteur, ventes et achats - fin

| | | Total | | | | | | | | |
|---|----------|----------------------------|-----------|--------|--------------|-----------|--------|---------|-----------|--------|
| | | Governments ¹ | | | Corporations | | | Total | | |
| | | Gouvernements ¹ | | | Sociétés | | | | | |
| Period | | Sales | Purchases | Net | Sales | Purchases | Net | Sales | Purchases | Net |
| Période | | Ventes | Achats | | Ventes | Achats | | Ventes | Achats | |
| <i>D No.</i> | <i>A</i> | 60137 | 60147 | 60107 | 60144 | 60154 | 60114 | 78169 | 78175 | 78138 |
| | <i>Q</i> | 60237 | 60247 | 60207 | 60244 | 60254 | 60214 | 79109 | 79115 | 79078 |
| | <i>M</i> | 60337 | 60347 | 60307 | 60344 | 60354 | 60314 | 79201 | 79207 | 79170 |
| millions of dollars - millions de dollars | | | | | | | | | | |
| 1986 | | 22,811 | -20,424 | 2,387 | 10,031 | -10,028 | 4 | 32,843 | -30,452 | 2,391 |
| 1987 | | 31,393 | -29,118 | 2,274 | 8,748 | -8,482 | 266 | 40,140 | -37,600 | 2,540 |
| 1988 | | 57,074 | -48,907 | 8,167 | 8,622 | -7,498 | 1,124 | 65,696 | -56,405 | 9,291 |
| 1989 | | 81,087 | -80,007 | 1,080 | 10,675 | -10,615 | 59 | 91,762 | -90,622 | 1,139 |
| 1990 | | 72,266 | -67,822 | 4,444 | 23,339 | -22,141 | 1,198 | 95,605 | -89,963 | 5,642 |
| 1991 | | 100,370 | -94,152 | 6,217 | 22,307 | -24,096 | -1,789 | 122,677 | -118,249 | 4,428 |
| 1992 | | 228,517 | -225,307 | 3,210 | 25,694 | -24,005 | 1,688 | 254,211 | -249,312 | 4,898 |
| 1993 | | 212,168 | -201,556 | 10,612 | 33,922 | -35,238 | -1,316 | 246,090 | -236,793 | 9,296 |
| 1994 | | 319,371 | -318,303 | 1,068 | 52,027 | -52,190 | -163 | 371,398 | -370,493 | 905 |
| 1995 | | 289,790 | -290,870 | -1,080 | 45,954 | -46,128 | -174 | 335,744 | -336,998 | -1,254 |
| 1996 | | 335,204 | -344,235 | -9,031 | 54,013 | -52,301 | 1,712 | 389,217 | -396,536 | -7,319 |
| 1997 | | 231,809 | -233,661 | -1,852 | 82,975 | -78,356 | 4,618 | 314,784 | -312,018 | 2,766 |
| 1998 | | 190,565 | -190,712 | -147 | 125,062 | -125,179 | -117 | 315,627 | -315,891 | -264 |
| 1997 | III | 51,125 | -51,878 | -753 | 21,510 | -20,783 | 728 | 72,635 | -72,661 | -26 |
| | IV | 55,882 | -53,610 | 2,273 | 23,797 | -21,351 | 2,446 | 79,679 | -74,961 | 4,718 |
| 1998 | I | 52,738 | -54,130 | -1,393 | 26,695 | -25,611 | 1,085 | 79,433 | -79,741 | -308 |
| | II | 47,257 | -49,788 | -2,531 | 31,079 | -32,362 | -1,283 | 78,335 | -82,150 | -3,815 |
| | III | 48,460 | -45,263 | 3,197 | 32,989 | -33,893 | -903 | 81,449 | -79,156 | 2,293 |
| | IV | 42,111 | -41,530 | 580 | 34,299 | -33,314 | 985 | 76,410 | -74,844 | 1,565 |
| 1999 | I | 45,591 | -48,066 | -2,475 | 18,505 | -19,972 | -1,467 | 64,096 | -68,037 | -3,941 |
| | II | 46,254 | -48,687 | -2,433 | 19,156 | -20,636 | -1,481 | 65,410 | -69,323 | -3,914 |
| | III | 40,632 | -43,006 | -2,373 | 23,510 | -24,952 | -1,442 | 64,143 | -67,958 | -3,815 |
| 1997 | O | 21,517 | -19,972 | 1,545 | 8,434 | -6,615 | 1,819 | 29,950 | -26,587 | 3,364 |
| | N | 14,512 | -12,588 | 1,924 | 6,746 | -7,234 | -488 | 21,258 | -19,823 | 1,436 |
| | D | 19,853 | -21,050 | -1,196 | 8,617 | -7,502 | 1,115 | 28,471 | -28,552 | -81 |
| 1998 | J | 19,397 | -19,819 | -423 | 9,184 | -7,616 | 1,567 | 28,580 | -27,435 | 1,145 |
| | F | 17,466 | -18,679 | -1,213 | 7,947 | -8,736 | -789 | 25,413 | -27,415 | -2,002 |
| | M | 15,875 | -15,632 | 243 | 9,565 | -9,258 | 307 | 25,440 | -24,890 | 549 |
| | A | 15,022 | -13,489 | 1,533 | 11,179 | -11,554 | -375 | 26,201 | -25,043 | 1,158 |
| | M | 15,923 | -18,635 | -2,712 | 10,557 | -10,420 | 138 | 26,480 | -29,055 | -2,574 |
| | J | 16,312 | -17,664 | -1,352 | 9,342 | -10,388 | -1,046 | 25,654 | -28,052 | -2,398 |
| | J | 16,779 | -18,532 | -1,754 | 13,205 | -13,249 | -44 | 29,984 | -31,781 | -1,798 |
| | A | 13,445 | -11,934 | 1,511 | 12,119 | -11,845 | 274 | 25,564 | -23,779 | 1,785 |
| | S | 18,236 | -14,797 | 3,439 | 7,665 | -8,799 | -1,133 | 25,901 | -23,595 | 2,306 |
| | O | 15,902 | -17,216 | -1,313 | 14,457 | -13,783 | 674 | 30,359 | -30,998 | -639 |
| | N | 14,110 | -12,416 | 1,694 | 9,103 | -9,479 | -376 | 23,213 | -21,895 | 1,318 |
| | D | 12,098 | -11,899 | 199 | 10,739 | -10,052 | 687 | 22,837 | -21,951 | 886 |
| 1999 | J | 13,162 | -17,234 | -4,073 | 7,988 | -8,273 | -284 | 21,150 | -25,507 | -4,357 |
| | F | 16,544 | -14,843 | 1,701 | 4,743 | -5,625 | -882 | 21,287 | -20,469 | 818 |
| | M | 15,885 | -15,988 | -102 | 5,774 | -6,074 | -300 | 21,659 | -22,062 | -402 |
| | A | 17,050 | -17,357 | -307 | 7,834 | -7,663 | 171 | 24,884 | -25,020 | -136 |
| | M | 14,574 | -15,068 | -495 | 6,148 | -6,457 | -309 | 20,721 | -21,526 | -804 |
| | J | 14,631 | -16,262 | -1,631 | 5,174 | -6,516 | -1,342 | 19,805 | -22,778 | -2,974 |
| | J | 12,958 | -14,221 | -1,262 | 7,375 | -7,837 | -462 | 20,333 | -22,058 | -1,724 |
| | A | 15,032 | -13,464 | 1,567 | 7,705 | -8,945 | -1,240 | 22,737 | -22,409 | 327 |
| | S | 12,642 | -15,321 | -2,678 | 8,430 | -8,170 | 260 | 21,073 | -23,491 | -2,418 |
| | O | 9,254 | -10,775 | -1,521 | 6,054 | -5,511 | 543 | 15,308 | -16,286 | -978 |

¹ Including their enterprises - Incluant leurs entreprises.

Table 7
Portfolio Transactions with Non-residents in Canadian Money Market Instruments, by Geographical Area, Sales and Purchases

Tableau 7
Opérations de portefeuille en instruments du marché monétaire canadien avec les non-résidents, par zone géographique, ventes et achats

| Period Période | United States États-Unis | | | United Kingdom Royaume-Uni | | | Other EU Countries Autres pays de l'UE | | | |
|---|-----------------------------|---------------------|----------|-------------------------------|---------------------|----------|---|---------------------|---------|-------|
| | Sales Ventes | Purchases Achats | Net | Sales Ventes | Purchases Achats | Net | Sales Ventes | Purchases Achats | Net | |
| | | | | | | | | | | |
| <i>D No.</i> | <i>A</i> | 58185 | 58186 | 58184 | 58285 | 58286 | 58284 | 58485 | 58486 | 58484 |
| | <i>Q</i> | 59185 | 59186 | 59184 | 59285 | 59286 | 59284 | 59485 | 59486 | 59484 |
| | <i>M</i> | 60470 | 60471 | 60469 | 93870 | 93871 | 93869 | 93970 | 93971 | 93969 |
| millions of dollars - millions de dollars | | | | | | | | | | |
| 1986 | | 22,827 | -21,136 | 1,691 | 768 | -915 | -147 | 428 | -309 | 119 |
| 1987 | | 27,590 | -26,501 | 1,089 | 1,021 | -690 | 332 | 340 | -333 | 7 |
| 1988 | | 35,768 | -33,007 | 2,762 | 4,491 | -3,396 | 1,096 | 2,298 | -1,028 | 1,270 |
| 1989 | | 50,956 | -51,202 | -247 | 8,377 | -8,209 | 168 | 3,467 | -3,515 | -48 |
| 1990 | | 47,288 | -44,772 | 2,516 | 7,468 | -7,575 | -107 | 4,185 | -3,444 | 740 |
| 1991 | | 56,134 | -55,137 | 997 | 20,406 | -17,375 | 3,031 | 4,230 | -4,758 | -528 |
| 1992 | | 144,134 | -136,996 | 7,139 | 47,023 | -47,219 | -197 | 9,019 | -9,076 | -57 |
| 1993 | | 112,572 | -110,281 | 2,290 | 60,490 | -59,137 | 1,353 | 9,222 | -8,354 | 868 |
| 1994 | | 205,916 | -208,650 | -2,734 | 50,928 | -48,176 | 2,752 | 14,656 | -15,217 | -561 |
| 1995 | | 130,015 | -130,886 | -871 | 82,318 | -81,802 | 516 | 24,414 | -24,438 | -24 |
| 1996 | | 142,725 | -142,526 | 199 | 138,898 | -143,085 | -4,187 | 55,309 | -54,889 | 421 |
| 1997 | | 192,008 | -188,150 | 3,857 | 35,127 | -35,950 | -822 | 44,643 | -42,967 | 1,676 |
| 1998 | | 229,589 | -231,032 | -1,442 | 30,221 | -28,991 | 1,230 | 9,353 | -9,659 | -306 |
| 1997 | III | 45,874 | -45,962 | -88 | 8,652 | -7,798 | 854 | 9,036 | -8,735 | 301 |
| | IV | 49,781 | -46,380 | 3,401 | 7,663 | -7,599 | 64 | 12,163 | -11,732 | 431 |
| 1998 | I | 50,092 | -54,441 | -4,349 | 8,973 | -6,681 | 2,291 | 3,517 | -3,210 | 307 |
| | II | 59,098 | -59,455 | -357 | 7,724 | -8,938 | -1,214 | 2,087 | -2,378 | -291 |
| | III | 62,633 | -59,289 | 3,344 | 5,846 | -6,785 | -939 | 1,808 | -2,404 | -595 |
| | IV | 57,766 | -57,846 | -80 | 7,678 | -6,586 | 1,092 | 1,940 | -1,667 | 273 |
| 1999 | I | 46,537 | -48,835 | -2,298 | 5,981 | -7,105 | -1,124 | 2,850 | -3,069 | -218 |
| | II | 48,747 | -49,544 | -797 | 6,650 | -7,169 | -519 | 2,018 | -2,680 | -662 |
| | III | 50,122 | -52,246 | -2,123 | 4,902 | -5,260 | -358 | 2,290 | -2,157 | 133 |
| 1997 | O | 18,923 | -14,886 | 4,037 | 2,670 | -2,819 | -149 | 5,454 | -5,437 | 17 |
| | N | 13,102 | -12,254 | 848 | 2,052 | -2,343 | -291 | 3,188 | -2,554 | 634 |
| | D | 17,756 | -19,240 | -1,484 | 2,941 | -2,436 | 504 | 3,522 | -3,741 | -219 |
| 1998 | J | 18,686 | -19,187 | -501 | 2,776 | -1,574 | 1,203 | 1,709 | -1,649 | 60 |
| | F | 16,398 | -19,730 | -3,332 | 3,317 | -1,797 | 1,520 | 1,063 | -952 | 110 |
| | M | 15,008 | -15,524 | -516 | 2,880 | -3,311 | -431 | 745 | -609 | 137 |
| | A | 19,995 | -17,476 | 2,519 | 2,117 | -2,580 | -463 | 743 | -779 | -36 |
| | M | 19,104 | -20,402 | -1,299 | 3,969 | -4,378 | -409 | 783 | -715 | 68 |
| | J | 19,999 | -21,577 | -1,578 | 1,639 | -1,981 | -342 | 562 | -884 | -323 |
| | J | 22,864 | -23,526 | -662 | 2,463 | -2,889 | -426 | 664 | -1,001 | -337 |
| | A | 19,590 | -17,973 | 1,618 | 1,927 | -2,404 | -477 | 416 | -437 | -20 |
| | S | 20,179 | -17,791 | 2,388 | 1,456 | -1,492 | -35 | 728 | -966 | -238 |
| | O | 23,425 | -23,844 | -419 | 2,752 | -2,731 | 21 | 938 | -758 | 180 |
| | N | 16,363 | -16,422 | -59 | 3,585 | -2,168 | 1,417 | 678 | -584 | 95 |
| | D | 17,977 | -17,579 | 398 | 1,341 | -1,687 | -347 | 324 | -325 | -2 |
| 1999 | J | 16,233 | -17,640 | -1,407 | 1,915 | -3,026 | -1,110 | 926 | -1,633 | -707 |
| | F | 15,710 | -15,057 | 652 | 2,145 | -2,179 | -33 | 863 | -537 | 326 |
| | M | 14,595 | -16,138 | -1,543 | 1,921 | -1,901 | 20 | 1,061 | -899 | 162 |
| | A | 18,834 | -18,173 | 661 | 2,169 | -2,340 | -171 | 974 | -1,155 | -181 |
| | M | 15,700 | -15,596 | 104 | 2,459 | -2,563 | -105 | 531 | -727 | -196 |
| | J | 14,213 | -15,775 | -1,562 | 2,022 | -2,265 | -243 | 513 | -798 | -286 |
| | J | 15,894 | -17,477 | -1,582 | 1,545 | -1,307 | 238 | 742 | -513 | 229 |
| | A | 18,332 | -17,561 | 771 | 1,081 | -1,298 | -217 | 894 | -844 | 50 |
| | S | 15,896 | -17,208 | -1,312 | 2,276 | -2,655 | -379 | 654 | -800 | -146 |
| | O | 11,186 | -12,020 | -834 | 1,419 | -1,920 | -502 | 639 | -429 | 210 |

Table 7
Portfolio Transactions with Non-residents in Canadian
Money Market Instruments, by Geographical Area,
Sales and Purchases - Concluded

Tableau 7
Opérations de portefeuille en instruments du marché monétaire
canadien avec les non-résidents, par zone géographique, ventes et
achats - fin

| Period | Japan | | | Other OECD Countries | | | All Other Countries | | | Total | | | |
|---|----------|-----------|--------|-----------------------|-----------|---------|----------------------|-----------|---------|--------|-----------|----------|--------|
| | Japon | | | Autres pays de l'OCDE | | | Tous les autres pays | | | | | | |
| | Sales | Purchases | Net | Sales | Purchases | Net | Sales | Purchases | Net | Sales | Purchases | Net | |
| Période | Ventes | Achats | Net | Ventes | Achats | Net | Ventes | Achats | Net | Ventes | Achats | Net | |
| <i>D No.</i> | <i>A</i> | 58585 | 58586 | 58584 | 58685 | 58686 | 58684 | 58785 | 58786 | 58784 | 78169 | 78175 | 78138 |
| | <i>Q</i> | 59585 | 59586 | 59584 | 59685 | 59686 | 59684 | 59785 | 59786 | 59784 | 79109 | 79115 | 79078 |
| | <i>M</i> | 60473 | 60474 | 60472 | 93873 | 93874 | 93872 | 93973 | 93974 | 93972 | 79201 | 79207 | 79170 |
| millions of dollars - millions de dollars | | | | | | | | | | | | | |
| 1986 | | 980 | -924 | 56 | 2,012 | -1,706 | 307 | 5,828 | -5,463 | 365 | 32,843 | -30,452 | 2,391 |
| 1987 | | 411 | -399 | 12 | 2,612 | -2,393 | 219 | 8,167 | -7,285 | 882 | 40,140 | -37,600 | 2,540 |
| 1988 | | 1,003 | -686 | 318 | 5,192 | -3,997 | 1,196 | 16,943 | -14,292 | 2,651 | 65,696 | -56,405 | 9,291 |
| 1989 | | 2,338 | -1,518 | 819 | 5,698 | -5,760 | -63 | 20,926 | -20,417 | 509 | 91,762 | -90,622 | 1,139 |
| 1990 | | 3,947 | -4,253 | -306 | 9,298 | -7,644 | 1,654 | 23,420 | -22,275 | 1,145 | 95,605 | -89,963 | 5,642 |
| 1991 | | 5,592 | -4,432 | 1,160 | 13,896 | -13,750 | 146 | 22,419 | -22,797 | -378 | 122,677 | -118,249 | 4,428 |
| 1992 | | 3,993 | -5,328 | -1,335 | 11,607 | -13,042 | -1,435 | 38,435 | -37,652 | 784 | 254,211 | -249,312 | 4,898 |
| 1993 | | 5,145 | -5,516 | -371 | 15,356 | -13,944 | 1,412 | 43,305 | -39,561 | 3,744 | 246,090 | -236,793 | 9,296 |
| 1994 | | 1,865 | -2,009 | -144 | 23,696 | -22,007 | 1,689 | 74,337 | -74,433 | -96 | 371,398 | -370,493 | 905 |
| 1995 | | 1,165 | -1,371 | -206 | 16,395 | -17,240 | -845 | 81,437 | -81,261 | 176 | 335,744 | -336,998 | -1,254 |
| 1996 | | 2,473 | -1,833 | 641 | 10,062 | -11,675 | -1,613 | 39,749 | -42,529 | -2,780 | 389,217 | -396,536 | -7,319 |
| 1997 | | 542 | -1,070 | -527 | 11,692 | -10,840 | 853 | 30,771 | -33,042 | -2,270 | 314,784 | -312,018 | 2,766 |
| 1998 | | 166 | -282 | -115 | 16,545 | -16,166 | 379 | 29,753 | -29,762 | -9 | 315,627 | -315,891 | -264 |
| 1997 | III | 27 | -133 | -107 | 2,260 | -2,798 | -539 | 6,787 | -7,234 | -447 | 72,635 | -72,661 | -26 |
| | IV | 17 | -123 | -105 | 3,005 | -1,816 | 1,190 | 7,050 | -7,313 | -263 | 79,679 | -74,961 | 4,718 |
| 1998 | I | 55 | -77 | -22 | 8,261 | -6,751 | 1,510 | 8,535 | -8,581 | -46 | 79,433 | -79,741 | -308 |
| | II | 30 | -89 | -59 | 2,749 | -4,798 | -2,050 | 6,647 | -6,491 | 156 | 78,335 | -82,150 | -3,815 |
| | III | 71 | -87 | -16 | 3,077 | -3,109 | -32 | 8,013 | -7,481 | 532 | 81,449 | -79,156 | 2,293 |
| | IV | 11 | -29 | -19 | 2,459 | -1,508 | 951 | 6,557 | -7,209 | -652 | 76,410 | -74,844 | 1,565 |
| 1999 | I | 11 | -10 | 1 | 2,576 | -3,052 | -477 | 6,141 | -5,967 | 174 | 64,096 | -68,037 | -3,941 |
| | II | 44 | -30 | 15 | 1,919 | -2,542 | -623 | 6,032 | -7,358 | -1,327 | 65,410 | -69,323 | -3,914 |
| | III | 62 | -29 | 33 | 2,335 | -2,397 | -61 | 4,431 | -5,869 | -1,439 | 64,143 | -67,958 | -3,815 |
| 1997 | O | 6 | -35 | -29 | 543 | -491 | 52 | 2,355 | -2,919 | -564 | 29,950 | -26,587 | 3,364 |
| | N | 2 | -46 | -44 | 761 | -629 | 132 | 2,154 | -1,997 | 157 | 21,258 | -19,823 | 1,436 |
| | D | 9 | -42 | -32 | 1,701 | -696 | 1,005 | 2,542 | -2,397 | 145 | 28,471 | -28,552 | -81 |
| 1998 | J | 4 | -15 | -12 | 2,118 | -1,781 | 337 | 3,288 | -3,230 | 57 | 28,580 | -27,435 | 1,145 |
| | F | 20 | -33 | -12 | 1,942 | -1,799 | 143 | 2,674 | -3,104 | -431 | 25,413 | -27,415 | -2,002 |
| | M | 31 | -29 | 2 | 4,201 | -3,171 | 1,031 | 2,574 | -2,247 | 328 | 25,440 | -24,890 | 549 |
| | A | 13 | -40 | -27 | 1,186 | -2,003 | -817 | 2,147 | -2,166 | -19 | 26,201 | -25,043 | 1,158 |
| | M | 9 | -3 | 7 | 735 | -1,450 | -715 | 1,880 | -2,106 | -226 | 26,480 | -29,055 | -2,574 |
| | J | 8 | -46 | -38 | 827 | -1,346 | -518 | 2,620 | -2,219 | 401 | 25,654 | -28,052 | -2,398 |
| | J | 54 | -55 | -1 | 932 | -922 | 11 | 3,006 | -3,388 | -382 | 29,984 | -31,781 | -1,798 |
| | A | 9 | -23 | -14 | 1,232 | -1,007 | 225 | 2,390 | -1,936 | 454 | 25,564 | -23,779 | 1,785 |
| | S | 8 | -9 | -1 | 913 | -1,180 | -267 | 2,618 | -2,158 | 460 | 25,901 | -23,595 | 2,306 |
| | O | 3 | -3 | - | 965 | -657 | 308 | 2,276 | -3,006 | -730 | 30,359 | -30,998 | -639 |
| | N | 4 | -23 | -19 | 822 | -563 | 258 | 1,761 | -2,134 | -374 | 23,213 | -21,895 | 1,318 |
| | D | 4 | -3 | - | 672 | -288 | 384 | 2,520 | -2,068 | 452 | 22,837 | -21,951 | 886 |
| 1999 | J | 5 | -3 | 2 | 592 | -1,302 | -710 | 1,479 | -1,904 | -425 | 21,150 | -25,507 | -4,357 |
| | F | 2 | -2 | -1 | 737 | -830 | -93 | 1,830 | -1,863 | -33 | 21,287 | -20,469 | 818 |
| | M | 4 | -5 | - | 1,246 | -920 | 327 | 2,832 | -2,200 | 632 | 21,659 | -22,062 | -402 |
| | A | 29 | -20 | 9 | 725 | -1,134 | -409 | 2,153 | -2,198 | -44 | 24,884 | -25,020 | -136 |
| | M | 4 | -4 | - | 689 | -560 | 128 | 1,339 | -2,075 | -736 | 20,721 | -21,526 | -804 |
| | J | 12 | -6 | 5 | 506 | -848 | -342 | 2,539 | -3,085 | -546 | 19,805 | -22,778 | -2,974 |
| | J | 32 | -7 | 25 | 783 | -534 | 249 | 1,336 | -2,220 | -884 | 20,333 | -22,058 | -1,724 |
| | A | 17 | -9 | 8 | 1,022 | -1,076 | -54 | 1,391 | -1,622 | -230 | 22,737 | -22,409 | 327 |
| | S | 13 | -13 | -1 | 530 | -786 | -256 | 1,703 | -2,028 | -325 | 21,073 | -23,491 | -2,418 |
| | O | 63 | -77 | -14 | 633 | -461 | 172 | 1,369 | -1,378 | -10 | 15,308 | -16,286 | -978 |

Table 8
Portfolio Transactions with Non-residents in Canadian
Stocks, by Geographical Area and Type of Transaction

Tableau 8
Opérations de portefeuille en actions canadiennes avec les non-
résidents, par zone géographique et catégorie de transactions

| | | United States | | | | United Kingdom | | | | | |
|---|-----|---------------------|--------------------------|------------------------|--------|----------------|---------------------|--------------------------|---------|--------|--------|
| | | États-Unis | | | | Royaume-Uni | | | | | |
| | | New Issues | Outstanding Issues | | | Total | New Issues | Outstanding Issues | | | Total |
| | | Nouvelles émissions | Émissions en circulation | | | | Nouvelles émissions | Émissions en circulation | | | |
| Period | | | Sales | Purchases ¹ | Net | | Sales | Purchases ¹ | Net | | |
| Période | | | Ventes | Achats ¹ | | | Ventes | Achats ¹ | | | |
| D No. | A | 58188 | 58190 | 58191 | 58189 | 58187 | 58288 | 58290 | 58291 | 58289 | 58287 |
| | Q | 59188 | 59190 | 59191 | 59189 | 59187 | 59288 | 59290 | 59291 | 59289 | 59287 |
| | M | 60476 | 60478 | 60479 | 60477 | 60475 | 93876 | 93878 | 93879 | 93877 | 93875 |
| millions of dollars - millions de dollars | | | | | | | | | | | |
| 1986 | | 301 | 9,800 | -8,844 | 956 | 1,257 | 150 | 1,537 | -1,961 | -424 | -274 |
| 1987 | | 852 | 20,216 | -17,760 | 2,456 | 3,308 | 227 | 4,798 | -4,192 | 606 | 832 |
| 1988 | | 119 | 11,219 | -12,982 | -1,764 | -1,644 | 39 | 1,857 | -2,563 | -706 | -667 |
| 1989 | | 433 | 16,934 | -13,320 | 3,615 | 4,047 | 137 | 2,550 | -2,934 | -384 | -247 |
| 1990 | | 179 | 10,825 | -12,480 | -1,655 | -1,476 | 22 | 2,017 | -2,011 | 6 | 28 |
| 1991 | | 718 | 9,978 | -12,159 | -2,181 | -1,463 | 50 | 2,469 | -2,166 | 303 | 353 |
| 1992 | | 462 | 13,274 | -12,631 | 642 | 1,105 | 74 | 1,419 | -1,605 | -186 | -112 |
| 1993 | | 1,397 | 28,210 | -18,552 | 9,658 | 11,055 | 171 | 2,713 | -2,350 | 363 | 534 |
| 1994 | | 1,107 | 33,521 | -28,651 | 4,870 | 5,977 | 306 | 4,022 | -4,059 | -37 | 269 |
| 1995 | | 1,396 | 25,974 | -28,822 | -2,848 | -1,452 | 141 | 4,578 | -6,127 | -1,549 | -1,408 |
| 1996 | | 3,790 | 46,049 | -42,207 | 3,842 | 7,632 | 404 | 7,090 | -8,384 | -1,294 | -891 |
| 1997 | | 3,629 | 68,885 | -65,102 | 3,784 | 7,413 | 152 | 11,700 | -10,174 | 1,526 | 1,678 |
| 1998 | | 17,057 | 89,550 | -91,037 | -1,486 | 15,571 | 1 | 7,926 | -8,905 | -979 | -978 |
| 1997 | III | 677 | 17,582 | -14,115 | 3,467 | 4,143 | 22 | 2,789 | -2,681 | 108 | 130 |
| | IV | 1,645 | 20,627 | -18,569 | 2,059 | 3,704 | 83 | 4,033 | -3,343 | 690 | 773 |
| 1998 | I | 95 | 22,443 | -19,060 | 3,384 | 3,479 | - | 2,381 | -2,705 | -324 | -324 |
| | II | 1,935 | 26,970 | -25,664 | 1,306 | 3,241 | - | 2,063 | -2,589 | -525 | -525 |
| | III | 11,068 | 19,500 | -25,066 | -5,566 | 5,502 | - | 1,662 | -1,850 | -188 | -188 |
| | IV | 3,959 | 20,637 | -21,247 | -610 | 3,349 | 1 | 1,820 | -1,761 | 59 | 60 |
| 1999 | I | 638 | 20,451 | -19,853 | 598 | 1,236 | 2 | 2,246 | -2,567 | -321 | -319 |
| | II | 1,373 | 23,275 | -17,086 | 6,189 | 7,562 | 13 | 2,468 | -2,567 | -99 | -86 |
| | III | 1,462 | 19,075 | -16,638 | 2,436 | 3,898 | - | 2,187 | -1,090 | 1,097 | 1,097 |
| 1997 | O | 178 | 7,702 | -6,073 | 1,630 | 1,807 | 33 | 970 | -974 | -4 | 29 |
| | N | 1,038 | 6,502 | -7,020 | -518 | 520 | 35 | 871 | -994 | -123 | -87 |
| | D | 429 | 6,423 | -5,476 | 947 | 1,376 | 15 | 2,192 | -1,375 | 817 | 832 |
| 1998 | J | 71 | 6,989 | -6,689 | 299 | 370 | - | 515 | -528 | -12 | -12 |
| | F | 6 | 6,459 | -5,700 | 760 | 766 | - | 836 | -796 | 41 | 41 |
| | M | 19 | 8,995 | -6,671 | 2,324 | 2,343 | - | 1,029 | -1,381 | -352 | -352 |
| | A | 267 | 9,594 | -8,617 | 977 | 1,244 | - | 676 | -956 | -279 | -279 |
| | M | 1,444 | 7,156 | -6,596 | 561 | 2,004 | - | 524 | -789 | -266 | -266 |
| | J | 224 | 10,220 | -10,452 | -232 | -8 | - | 863 | -844 | 20 | 20 |
| | J | 893 | 6,838 | -7,954 | -1,117 | -223 | - | 618 | -539 | 78 | 78 |
| | A | 10,152 | 6,485 | -8,192 | -1,706 | 8,446 | - | 520 | -748 | -228 | -228 |
| | S | 23 | 6,177 | -8,920 | -2,743 | -2,721 | - | 524 | -563 | -39 | -39 |
| | O | 198 | 6,897 | -8,033 | -1,136 | -938 | - | 474 | -552 | -78 | -78 |
| | N | 3,508 | 7,005 | -6,333 | 671 | 4,180 | - | 464 | -446 | 19 | 19 |
| | D | 253 | 6,735 | -6,881 | -145 | 108 | 1 | 882 | -764 | 118 | 119 |
| 1999 | J | 15 | 7,351 | -6,633 | 718 | 733 | 2 | 523 | -581 | -58 | -56 |
| | F | 290 | 5,817 | -6,151 | -333 | -44 | - | 667 | -841 | -174 | -174 |
| | M | 333 | 7,282 | -7,069 | 213 | 547 | - | 1,055 | -1,144 | -89 | -89 |
| | A | 597 | 9,408 | -6,665 | 2,743 | 3,340 | 5 | 653 | -996 | -343 | -338 |
| | M | 543 | 7,336 | -5,663 | 1,674 | 2,216 | 8 | 606 | -759 | -152 | -144 |
| | J | 233 | 6,531 | -4,758 | 1,773 | 2,006 | - | 1,209 | -812 | 396 | 396 |
| | J | 835 | 6,244 | -5,912 | 332 | 1,167 | - | 601 | -283 | 317 | 317 |
| | A | 375 | 6,776 | -5,202 | 1,574 | 1,949 | - | 546 | -379 | 168 | 168 |
| | S | 251 | 6,054 | -5,524 | 531 | 782 | - | 1,041 | -428 | 612 | 612 |
| | O | 2,096 | 6,509 | -6,992 | -483 | 1,613 | 16 | 899 | -584 | 314 | 330 |

1 Includes retirement of Canadian stocks. - Incluent les remboursements d'actions canadiennes.

Table 8
Portfolio Transactions with Non-residents in Canadian
Stocks, by Geographical Area and Type of Transaction
 - Continued

Tableau 8
Opérations de portefeuille en actions canadiennes avec les non-
résidents, par zone géographique et catégorie de transactions - suite

| | | Other EU Countries | | | | Japan | | | | | |
|---|-----|---------------------|--------------------------|------------------------|-------|-------|---------------------|--------------------------|-------|-------|-------|
| | | Autres pays de l'UE | | | | Japon | | | | | |
| | | New Issues | Outstanding Issues | | | Total | New Issues | Outstanding Issues | | | Total |
| | | Nouvelles émissions | Émissions en circulation | | | | Nouvelles émissions | Émissions en circulation | | | |
| Period | | | Sales | Purchases ¹ | Net | | Sales | Purchases ¹ | Net | | |
| Période | | | Ventes | Achats ¹ | | | Ventes | Achats ¹ | | | |
| D No. | A | 58488 | 58490 | 58491 | 58489 | 58487 | 58588 | 58590 | 58591 | 58589 | 58587 |
| | Q | 59488 | 59490 | 59491 | 59489 | 59487 | 59588 | 59590 | 59591 | 59589 | 59587 |
| | M | 93976 | 93978 | 93979 | 93977 | 93975 | 60481 | 60483 | 60484 | 60482 | 60480 |
| millions of dollars - millions de dollars | | | | | | | | | | | |
| 1986 | | 228 | 1,101 | -1,096 | 4 | 232 | 294 | 94 | -66 | 27 | 322 |
| 1987 | | 735 | 2,376 | -1,868 | 508 | 1,243 | 8 | 305 | -205 | 100 | 108 |
| 1988 | | 125 | 1,136 | -1,246 | -110 | 16 | 1 | 101 | -168 | -68 | -67 |
| 1989 | | 153 | 1,834 | -1,833 | 1 | 154 | 10 | 234 | -261 | -27 | -17 |
| 1990 | | 51 | 1,469 | -1,606 | -136 | -86 | - | 88 | -190 | -101 | -101 |
| 1991 | | 71 | 1,329 | -1,411 | -82 | -10 | 3 | 242 | -133 | 110 | 113 |
| 1992 | | 75 | 929 | -997 | -67 | 8 | 16 | 186 | -135 | 51 | 67 |
| 1993 | | 156 | 2,176 | -2,066 | 110 | 266 | 16 | 259 | -247 | 12 | 28 |
| 1994 | | 178 | 2,433 | -2,495 | -63 | 116 | 27 | 1,004 | -727 | 277 | 304 |
| 1995 | | 101 | 2,427 | -3,255 | -828 | -726 | 10 | 304 | -340 | -36 | -27 |
| 1996 | | 416 | 2,846 | -3,339 | -493 | -76 | 9 | 658 | -373 | 286 | 294 |
| 1997 | | 122 | 3,521 | -3,975 | -455 | -333 | 5 | 1,342 | -997 | 345 | 350 |
| 1998 | | 5 | 5,590 | -5,905 | -315 | -310 | - | 339 | -796 | -457 | -457 |
| 1997 | III | 29 | 903 | -829 | 74 | 103 | 1 | 165 | -168 | -3 | -2 |
| | IV | 32 | 825 | -1,220 | -395 | -363 | 1 | 185 | -167 | 19 | 20 |
| 1998 | I | - | 1,410 | -1,015 | 395 | 395 | - | 70 | -271 | -200 | -200 |
| | II | - | 1,289 | -1,569 | -280 | -280 | - | 115 | -219 | -105 | -105 |
| | III | - | 1,956 | -1,675 | 281 | 281 | - | 97 | -169 | -72 | -72 |
| | IV | 5 | 936 | -1,647 | -711 | -706 | - | 56 | -137 | -80 | -80 |
| 1999 | I | 4 | 1,613 | -2,535 | -922 | -919 | - | 101 | -47 | 54 | 54 |
| | II | - | 2,511 | -2,830 | -319 | -319 | - | 268 | -67 | 200 | 200 |
| | III | - | 2,531 | -2,560 | -29 | -29 | - | 199 | -52 | 147 | 147 |
| 1997 | O | 19 | 312 | -335 | -23 | -4 | 1 | 89 | -62 | 27 | 28 |
| | N | 3 | 222 | -465 | -243 | -240 | - | 44 | -41 | 3 | 3 |
| | D | 10 | 291 | -420 | -129 | -119 | - | 52 | -63 | -11 | -11 |
| 1998 | J | - | 515 | -279 | 236 | 236 | - | 46 | -81 | -35 | -35 |
| | F | - | 366 | -294 | 72 | 72 | - | 6 | -134 | -128 | -128 |
| | M | - | 529 | -443 | 86 | 86 | - | 18 | -55 | -38 | -38 |
| | A | - | 410 | -406 | 4 | 4 | - | 63 | -136 | -72 | -72 |
| | M | - | 398 | -261 | 137 | 137 | - | 26 | -38 | -12 | -12 |
| | J | - | 481 | -901 | -420 | -420 | - | 25 | -46 | -21 | -21 |
| | J | - | 1,139 | -1,080 | 60 | 60 | - | 58 | -36 | 22 | 22 |
| | A | - | 394 | -228 | 166 | 166 | - | 28 | -50 | -22 | -22 |
| | S | - | 423 | -367 | 56 | 56 | - | 12 | -83 | -71 | -71 |
| | O | 5 | 250 | -407 | -156 | -151 | - | 21 | -90 | -69 | -69 |
| | N | - | 214 | -257 | -43 | -43 | - | 8 | -24 | -17 | -17 |
| | D | - | 471 | -983 | -512 | -512 | - | 27 | -23 | 5 | 5 |
| 1999 | J | - | 497 | -353 | 144 | 144 | - | 17 | -13 | 4 | 4 |
| | F | 4 | 407 | -507 | -100 | -96 | - | 8 | -24 | -16 | -16 |
| | M | - | 709 | -1,675 | -966 | -966 | - | 76 | -10 | 67 | 67 |
| | A | - | 716 | -614 | 102 | 102 | - | 93 | -31 | 62 | 62 |
| | M | - | 697 | -827 | -130 | -130 | - | 83 | -12 | 70 | 70 |
| | J | - | 1,098 | -1,389 | -291 | -291 | - | 92 | -24 | 68 | 68 |
| | J | - | 795 | -524 | 271 | 271 | - | 41 | -17 | 24 | 24 |
| | A | - | 932 | -880 | 53 | 53 | - | 117 | -19 | 98 | 98 |
| | S | - | 804 | -1,156 | -353 | -353 | - | 40 | -15 | 25 | 25 |
| | O | 56 | 734 | -904 | -170 | -114 | - | 131 | -38 | 92 | 92 |

1 Includes retirement of Canadian stocks. - Incluent les remboursements d'actions canadiennes.

Table 8
Portfolio Transactions with Non-residents in Canadian
Stocks, by Geographical Area and Type of Transaction
 - Continued

Tableau 8
Opérations de portefeuille en actions canadiennes avec les non-
résidents, par zone géographique et catégorie de transactions - suite

| | | Other OECD Countries | | | | All Other Countries | | | | | |
|---|-----|-----------------------|--------------------------|------------------------|-------|----------------------|---------------------|--------------------------|---------|--------|--------|
| | | Autres pays de l'OCDE | | | | Tous les autres pays | | | | | |
| | | New Issues | Outstanding Issues | | | Total | New Issues | Outstanding Issues | | | Total |
| | | Nouvelles émissions | Émissions en circulation | | | | Nouvelles émissions | Émissions en circulation | | | |
| Period | | | Sales | Purchases ¹ | Net | | Sales | Purchases ¹ | Net | | |
| Période | | | Ventes | Achats ¹ | | | Ventes | Achats ¹ | | | |
| D No. | A | 58688 | 58690 | 58691 | 58689 | 58687 | 58788 | 58790 | 58791 | 58789 | 58787 |
| | Q | 59688 | 59690 | 59691 | 59689 | 59687 | 59788 | 59790 | 59791 | 59789 | 59787 |
| | M | 93881 | 93883 | 93884 | 93882 | 93880 | 93981 | 93983 | 93984 | 93982 | 93980 |
| millions of dollars - millions de dollars | | | | | | | | | | | |
| 1986 | | 130 | 835 | -799 | 36 | 166 | 83 | 578 | -487 | 90 | 173 |
| 1987 | | 438 | 2,185 | -2,030 | 155 | 593 | 128 | 1,973 | -1,545 | 428 | 556 |
| 1988 | | 80 | 674 | -877 | -203 | -123 | 91 | 1,158 | -1,143 | 15 | 106 |
| 1989 | | 107 | 868 | -1,012 | -143 | -37 | 24 | 1,122 | -1,161 | -39 | -15 |
| 1990 | | 39 | 521 | -569 | -48 | -9 | 14 | 953 | -1,059 | -106 | -92 |
| 1991 | | 137 | 467 | -569 | -102 | 35 | 6 | 1,576 | -1,600 | -24 | -18 |
| 1992 | | 82 | 526 | -556 | -31 | 51 | 32 | 823 | -937 | -114 | -82 |
| 1993 | | 82 | 1,473 | -1,487 | -14 | 68 | 88 | 2,567 | -2,550 | 17 | 105 |
| 1994 | | 213 | 1,544 | -1,549 | -5 | 208 | 157 | 3,496 | -4,114 | -619 | -462 |
| 1995 | | 49 | 1,366 | -2,147 | -781 | -732 | 56 | 3,856 | -3,810 | 46 | 101 |
| 1996 | | 242 | 2,492 | -2,668 | -176 | 67 | 260 | 6,665 | -5,988 | 677 | 937 |
| 1997 | | 87 | 2,590 | -2,891 | -300 | -213 | 199 | 7,439 | -9,019 | -1,580 | -1,380 |
| 1998 | | - | 2,465 | -2,363 | 102 | 102 | - | 12,782 | -13,231 | -449 | -449 |
| 1997 | III | 18 | 561 | -985 | -424 | -406 | 75 | 1,465 | -1,720 | -255 | -180 |
| | IV | 24 | 524 | -532 | -8 | 16 | 76 | 2,461 | -2,849 | -387 | -311 |
| 1998 | I | - | 960 | -1,042 | -82 | -82 | - | 2,450 | -2,741 | -291 | -291 |
| | II | - | 582 | -497 | 85 | 85 | - | 3,397 | -2,964 | 433 | 433 |
| | III | - | 403 | -316 | 87 | 87 | - | 2,824 | -3,648 | -824 | -824 |
| | IV | - | 519 | -508 | 12 | 12 | - | 4,111 | -3,878 | 233 | 233 |
| 1999 | I | - | 447 | -603 | -156 | -156 | - | 4,687 | -5,368 | -681 | -681 |
| | II | 2 | 507 | -518 | -10 | -8 | 4 | 5,211 | -5,287 | -77 | -73 |
| | III | - | 470 | -655 | -185 | -185 | - | 4,837 | -5,132 | -295 | -295 |
| 1997 | O | 15 | 260 | -242 | 18 | 34 | 25 | 755 | -788 | -33 | -8 |
| | N | 3 | 130 | -132 | -2 | - | 15 | 906 | -781 | 125 | 139 |
| | D | 7 | 134 | -158 | -24 | -18 | 36 | 801 | -1,280 | -479 | -443 |
| 1998 | J | - | 477 | -543 | -66 | -66 | - | 523 | -1,052 | -528 | -528 |
| | F | - | 278 | -276 | 2 | 2 | - | 664 | -651 | 12 | 12 |
| | M | - | 205 | -223 | -18 | -18 | - | 1,263 | -1,038 | 225 | 225 |
| | A | - | 176 | -211 | -35 | -35 | - | 1,272 | -980 | 292 | 292 |
| | M | - | 206 | -159 | 47 | 47 | - | 721 | -851 | -130 | -130 |
| | J | - | 201 | -128 | 73 | 73 | - | 1,404 | -1,133 | 272 | 272 |
| | J | - | 189 | -112 | 77 | 77 | - | 1,090 | -1,203 | -113 | -113 |
| | A | - | 121 | -102 | 19 | 19 | - | 590 | -1,134 | -545 | -545 |
| | S | - | 94 | -102 | -8 | -8 | - | 1,145 | -1,310 | -166 | -166 |
| | O | - | 189 | -105 | 84 | 84 | - | 1,026 | -1,069 | -43 | -43 |
| | N | - | 170 | -168 | 2 | 2 | - | 1,163 | -1,261 | -98 | -98 |
| | D | - | 160 | -235 | -75 | -75 | - | 1,922 | -1,548 | 374 | 374 |
| 1999 | J | - | 157 | -207 | -50 | -50 | - | 1,459 | -2,056 | -597 | -597 |
| | F | - | 133 | -185 | -52 | -52 | - | 1,637 | -1,495 | 142 | 142 |
| | M | - | 157 | -211 | -54 | -54 | - | 1,591 | -1,818 | -226 | -226 |
| | A | 2 | 159 | -192 | -33 | -31 | 4 | 1,505 | -1,578 | -74 | -69 |
| | M | - | 151 | -190 | -38 | -38 | - | 1,710 | -1,776 | -65 | -65 |
| | J | - | 197 | -136 | 61 | 61 | - | 1,995 | -1,933 | 62 | 62 |
| | J | - | 147 | -224 | -78 | -78 | - | 1,455 | -1,857 | -402 | -402 |
| | A | - | 155 | -149 | 6 | 6 | - | 1,351 | -1,327 | 23 | 23 |
| | S | - | 168 | -282 | -114 | -114 | - | 2,032 | -1,948 | 84 | 84 |
| | O | 46 | 231 | -173 | 57 | 103 | 13 | 2,416 | -2,538 | -121 | -108 |

1 Includes retirement of Canadian stocks. - Incluent les remboursements d'actions canadiennes.

Table 8
Portfolio Transactions with Non-residents in Canadian
Stocks, by Geographical Area and Type of Transaction
 - Concluded

Tableau 8
Opérations de portefeuille en actions canadiennes avec les non-
résidents, par zone géographique et catégorie de transactions - fin

| Period | Période | Total | | | | Total |
|---|----------|---------------------|--------------------------|------------------------|--------|--------|
| | | New Issues | Outstanding Issues | | Net | |
| | | Nouvelles émissions | Émissions en circulation | | | |
| | | | Sales | Purchases ¹ | | |
| | | | Ventes | Achats ¹ | | |
| <i>D No.</i> | <i>A</i> | 78136 | 78167 | 78168 | 78135 | 78134 |
| | <i>Q</i> | 79076 | 79107 | 79108 | 79075 | 79074 |
| | <i>M</i> | 79168 | 79199 | 79200 | 79167 | 79166 |
| millions of dollars - millions de dollars | | | | | | |
| 1986 | | 1,186 | 13,944 | -13,254 | 690 | 1,876 |
| 1987 | | 2,388 | 31,854 | -27,601 | 4,253 | 6,640 |
| 1988 | | 455 | 16,145 | -18,979 | -2,834 | -2,379 |
| 1989 | | 863 | 23,543 | -20,521 | 3,022 | 3,885 |
| 1990 | | 305 | 15,875 | -17,915 | -2,040 | -1,735 |
| 1991 | | 986 | 16,061 | -18,037 | -1,976 | -990 |
| 1992 | | 741 | 17,156 | -16,861 | 295 | 1,036 |
| 1993 | | 1,911 | 37,398 | -27,252 | 10,146 | 12,056 |
| 1994 | | 1,988 | 46,020 | -41,596 | 4,424 | 6,412 |
| 1995 | | 1,753 | 38,505 | -44,501 | -5,996 | -4,242 |
| 1996 | | 5,121 | 65,801 | -62,959 | 2,842 | 7,963 |
| 1997 | | 4,194 | 95,477 | -92,157 | 3,320 | 7,514 |
| 1998 | | 17,063 | 118,654 | -122,237 | -3,583 | 13,480 |
| 1997 | III | 822 | 23,464 | -20,498 | 2,966 | 3,788 |
| | IV | 1,862 | 28,656 | -26,679 | 1,977 | 3,839 |
| 1998 | I | 95 | 29,715 | -26,834 | 2,881 | 2,977 |
| | II | 1,935 | 34,417 | -33,502 | 915 | 2,849 |
| | III | 11,068 | 26,443 | -32,724 | -6,281 | 4,787 |
| | IV | 3,965 | 28,079 | -29,177 | -1,098 | 2,867 |
| 1999 | I | 644 | 29,545 | -30,973 | -1,428 | -784 |
| | II | 1,392 | 34,240 | -28,355 | 5,885 | 7,277 |
| | III | 1,462 | 29,298 | -26,126 | 3,172 | 4,634 |
| 1997 | O | 271 | 10,088 | -8,473 | 1,615 | 1,886 |
| | N | 1,094 | 8,674 | -9,433 | -758 | 336 |
| | D | 497 | 9,894 | -8,773 | 1,121 | 1,618 |
| 1998 | J | 71 | 9,066 | -9,172 | -106 | -35 |
| | F | 6 | 8,610 | -7,850 | 760 | 765 |
| | M | 19 | 12,040 | -9,812 | 2,228 | 2,246 |
| | A | 267 | 12,191 | -11,305 | 886 | 1,153 |
| | M | 1,444 | 9,031 | -8,694 | 337 | 1,781 |
| | J | 224 | 13,195 | -13,503 | -308 | -85 |
| | J | 893 | 9,931 | -10,924 | -993 | -100 |
| | A | 10,152 | 8,138 | -10,454 | -2,316 | 7,836 |
| | S | 23 | 8,374 | -11,346 | -2,972 | -2,949 |
| | O | 203 | 8,858 | -10,255 | -1,397 | -1,194 |
| | N | 3,508 | 9,024 | -8,489 | 535 | 4,043 |
| | D | 254 | 10,197 | -10,433 | -236 | 18 |
| 1999 | J | 17 | 10,004 | -9,844 | 160 | 177 |
| | F | 293 | 8,670 | -9,203 | -533 | -240 |
| | M | 333 | 10,872 | -11,926 | -1,055 | -722 |
| | A | 608 | 12,533 | -10,076 | 2,457 | 3,065 |
| | M | 551 | 10,584 | -9,226 | 1,359 | 1,910 |
| | J | 233 | 11,122 | -9,053 | 2,069 | 2,302 |
| | J | 835 | 9,282 | -8,817 | 465 | 1,301 |
| | A | 375 | 9,878 | -7,956 | 1,921 | 2,297 |
| | S | 251 | 10,138 | -9,353 | 785 | 1,037 |
| | O | 2,226 | 10,919 | -11,229 | -310 | 1,916 |

1 Includes retirement of Canadian stocks. - Incluent les remboursements d'actions canadiennes.

Table 9
Portfolio Transactions with Non-residents in Canadian
Stocks, by Geographical Area

Tableau 9
Opérations de portefeuille en actions canadiennes avec les non-
résidents, par zone géographique

| Period | United States | United Kingdom | Other EU | Japan | Other OECD | Other | Total |
|---|---------------|----------------|-----------|-------|-------------|--------|--------|
| Période | États-Unis | Royaume-Uni | Autres UE | Japon | Autres OCDE | Autres | |
| <i>D No. A</i> | 58187 | 58287 | 58487 | 58587 | 58687 | 58787 | 78134 |
| <i>Q</i> | 59187 | 59287 | 59487 | 59587 | 59687 | 59787 | 79074 |
| <i>M</i> | 60475 | 93875 | 93975 | 60480 | 93880 | 93980 | 79166 |
| millions of dollars - millions de dollars | | | | | | | |
| 1986 | 1,257 | -274 | 232 | 322 | 166 | 173 | 1,876 |
| 1987 | 3,308 | 832 | 1,243 | 108 | 593 | 556 | 6,640 |
| 1988 | -1,644 | -667 | 16 | -67 | -123 | 106 | -2,379 |
| 1989 | 4,047 | -247 | 154 | -17 | -37 | -15 | 3,885 |
| 1990 | -1,476 | 28 | -86 | -101 | -9 | -92 | -1,735 |
| 1991 | -1,463 | 353 | -10 | 113 | 35 | -18 | -990 |
| 1992 | 1,105 | -112 | 8 | 67 | 51 | -82 | 1,036 |
| 1993 | 11,055 | 534 | 266 | 28 | 68 | 105 | 12,056 |
| 1994 | 5,977 | 269 | 116 | 304 | 208 | -462 | 6,412 |
| 1995 | -1,452 | -1,408 | -726 | -27 | -732 | 101 | -4,242 |
| 1996 | 7,632 | -891 | -76 | 294 | 67 | 937 | 7,963 |
| 1997 | 7,413 | 1,678 | -333 | 350 | -213 | -1,380 | 7,514 |
| 1998 | 15,571 | -978 | -310 | -457 | 102 | -449 | 13,480 |
| 1997 III | 4,143 | 130 | 103 | -2 | -406 | -180 | 3,788 |
| 1997 IV | 3,704 | 773 | -363 | 20 | 16 | -311 | 3,839 |
| 1998 I | 3,479 | -324 | 395 | -200 | -82 | -291 | 2,977 |
| 1998 II | 3,241 | -525 | -280 | -105 | 85 | 433 | 2,849 |
| 1998 III | 5,502 | -188 | 281 | -72 | 87 | -824 | 4,787 |
| 1998 IV | 3,349 | 60 | -706 | -80 | 12 | 233 | 2,867 |
| 1999 I | 1,236 | -319 | -919 | 54 | -156 | -681 | -784 |
| 1999 II | 7,562 | -86 | -319 | 200 | -8 | -73 | 7,277 |
| 1999 III | 3,898 | 1,097 | -29 | 147 | -185 | -295 | 4,634 |
| 1997 O | 1,807 | 29 | -4 | 28 | 34 | -8 | 1,886 |
| 1997 N | 520 | -87 | -240 | 3 | - | 139 | 336 |
| 1997 D | 1,376 | 832 | -119 | -11 | -18 | -443 | 1,618 |
| 1998 J | 370 | -12 | 236 | -35 | -66 | -528 | -35 |
| 1998 F | 766 | 41 | 72 | -128 | 2 | 12 | 765 |
| 1998 M | 2,343 | -352 | 86 | -38 | -18 | 225 | 2,246 |
| 1998 A | 1,244 | -279 | 4 | -72 | -35 | 292 | 1,153 |
| 1998 M | 2,004 | -266 | 137 | -12 | 47 | -130 | 1,781 |
| 1998 J | -8 | 20 | -420 | -21 | 73 | 272 | -85 |
| 1998 J | -223 | 78 | 60 | 22 | 77 | -113 | -100 |
| 1998 A | 8,446 | -228 | 166 | -22 | 19 | -545 | 7,836 |
| 1998 S | -2,721 | -39 | 56 | -71 | -8 | -166 | -2,949 |
| 1998 O | -938 | -78 | -151 | -69 | 84 | -43 | -1,194 |
| 1998 N | 4,180 | 19 | -43 | -17 | 2 | -98 | 4,043 |
| 1998 D | 108 | 119 | -512 | 5 | -75 | 374 | 18 |
| 1999 J | 733 | -56 | 144 | 4 | -50 | -597 | 177 |
| 1999 F | -44 | -174 | -96 | -16 | -52 | 142 | -240 |
| 1999 M | 547 | -89 | -966 | 67 | -54 | -226 | -722 |
| 1999 A | 3,340 | -338 | 102 | 62 | -31 | -69 | 3,065 |
| 1999 M | 2,216 | -144 | -130 | 70 | -38 | -65 | 1,910 |
| 1999 J | 2,006 | 396 | -291 | 68 | 61 | 62 | 2,302 |
| 1999 J | 1,167 | 317 | 271 | 24 | -78 | -402 | 1,301 |
| 1999 A | 1,949 | 168 | 53 | 98 | 6 | 23 | 2,297 |
| 1999 S | 782 | 612 | -353 | 25 | -114 | 84 | 1,037 |
| 1999 O | 1,613 | 330 | -114 | 92 | 103 | -108 | 1,916 |

Table 10
Portfolio Transactions with Non-residents in Foreign Securities by Instrument and Sector, Purchases and Sales

Tableau 10
Opérations de portefeuille en valeurs mobilières étrangères avec les non-résidents par instrument et secteur, achats et ventes

| Period | Foreign Bonds | | | | | | Foreign Stocks | | | | | Total Foreign Securities | |
|---|------------------------|-------------|-------------------|-----------|----------|---------|--------------------|-------------------|-----------|----------|---------|--------------------------------------|---------|
| | Obligations étrangères | | | | | | Actions étrangères | | | | | | |
| | U.S. Government | Other U.S. | Other foreign | Total | | | U.S. | Other foreign | Total | | | | |
| | | | | Purchases | Sales | Net | | | Purchases | Sales | Net | | |
| Période | Gouvernement É.U. | Autres É.U. | Autres étrangères | Achats | Ventes | Net | É.U. | Autres étrangères | Achats | Ventes | Net | Total, valeurs mobilières étrangères | |
| <i>D No.</i> | <i>A</i> | 60195 | 60196 | 60197 | 60117 | 60118 | 78145 | 60198 | 60199 | 60119 | 60120 | 78149 | 78144 |
| | <i>Q</i> | 60295 | 60296 | 60297 | 60217 | 60218 | 79085 | 60298 | 60299 | 60219 | 60220 | 79089 | 79084 |
| | <i>M</i> | 60395 | 60396 | 60397 | 60317 | 60318 | 79177 | 60398 | 60399 | 60319 | 60320 | 79181 | 79176 |
| millions of dollars - millions de dollars | | | | | | | | | | | | | |
| 1986 | | 248 | -315 | -112 | -32,007 | 31,828 | -179 | -1,306 | -1,432 | -24,496 | 21,758 | -2,738 | -2,917 |
| 1987 | | -791 | -98 | 15 | -64,535 | 63,660 | -874 | -1,449 | -616 | -35,772 | 33,706 | -2,065 | -2,940 |
| 1988 | | 306 | -121 | -259 | -33,401 | 33,327 | -74 | -3,632 | -777 | -24,714 | 20,305 | -4,409 | -4,482 |
| 1989 | | -866 | -289 | -447 | -50,141 | 48,539 | -1,602 | -3,544 | -323 | -29,094 | 25,227 | -3,867 | -5,470 |
| 1990 | | 645 | -51 | -669 | -50,316 | 50,241 | -75 | -1,986 | -535 | -27,482 | 24,961 | -2,521 | -2,596 |
| 1991 | | -428 | -598 | -635 | -54,494 | 52,833 | -1,661 | -7,404 | -2,600 | -39,388 | 29,384 | -10,004 | -11,665 |
| 1992 | | -1,033 | -769 | 401 | -80,577 | 79,176 | -1,401 | -6,802 | -3,546 | -42,478 | 32,130 | -10,348 | -11,749 |
| 1993 | | -1,761 | -1,500 | -1,809 | -78,658 | 73,588 | -5,071 | -5,488 | -7,323 | -62,079 | 49,268 | -12,811 | -17,881 |
| 1994 | | 1,831 | -295 | -1,101 | -134,369 | 134,803 | 435 | -1,797 | -7,565 | -71,541 | 62,179 | -9,362 | -8,927 |
| 1995 | | 644 | -427 | -1,301 | -159,914 | 158,830 | -1,085 | -1,443 | -4,803 | -82,714 | 76,468 | -6,247 | -7,331 |
| 1996 | | 1,057 | -2,404 | -638 | -221,246 | 219,260 | -1,986 | -5,454 | -11,712 | -97,906 | 80,740 | -17,165 | -19,151 |
| 1997 | | -950 | -2,727 | -3,024 | -248,282 | 241,581 | -6,702 | -406 | -4,122 | -160,761 | 156,233 | -4,529 | -11,230 |
| 1998 | | -2,898 | -2,899 | -1,278 | -360,886 | 353,811 | -7,075 | -9,885 | -5,273 | -163,261 | 148,103 | -15,158 | -22,233 |
| 1997 | III | -2,075 | -237 | -1,318 | -64,845 | 61,215 | -3,630 | 598 | 9 | -39,998 | 40,606 | 608 | -3,022 |
| | IV | -556 | -418 | -874 | -73,304 | 71,456 | -1,848 | -731 | -1,154 | -40,819 | 38,935 | -1,884 | -3,732 |
| 1998 | I | -1,069 | -1,617 | 39 | -77,046 | 74,400 | -2,647 | -1,533 | -2,222 | -33,678 | 29,923 | -3,754 | -6,401 |
| | II | 2,246 | -600 | -411 | -84,579 | 85,814 | 1,235 | -2,826 | -1,704 | -42,598 | 38,067 | -4,531 | -3,296 |
| | III | -682 | -377 | -338 | -99,699 | 98,303 | -1,396 | -3,562 | 1,109 | -41,277 | 38,824 | -2,453 | -3,849 |
| | IV | -3,394 | -305 | -568 | -99,562 | 95,294 | -4,268 | -1,964 | -2,456 | -45,708 | 41,289 | -4,420 | -8,688 |
| 1999 | I | 564 | -57 | -549 | -59,592 | 59,550 | -42 | -1,690 | -1,742 | -60,867 | 57,435 | -3,432 | -3,474 |
| | II | 1,534 | 235 | -262 | -63,662 | 65,170 | 1,508 | -1,054 | -2,298 | -70,132 | 66,780 | -3,352 | -1,844 |
| | III | -2,126 | 240 | -219 | -62,448 | 60,342 | -2,105 | -4,931 | -570 | -67,201 | 61,700 | -5,501 | -7,606 |
| 1997 | O | -1,277 | -220 | -753 | -25,302 | 23,053 | -2,250 | 369 | -280 | -11,655 | 11,743 | 89 | -2,161 |
| | N | 81 | -36 | -280 | -24,662 | 24,427 | -236 | -494 | -381 | -13,903 | 13,028 | -875 | -1,111 |
| | D | 640 | -161 | 159 | -23,339 | 23,977 | 637 | -605 | -493 | -15,261 | 14,164 | -1,098 | -460 |
| 1998 | J | -547 | -1,236 | -220 | -25,313 | 23,311 | -2,002 | 124 | -499 | -8,912 | 8,537 | -375 | -2,377 |
| | F | -26 | -176 | 215 | -25,890 | 25,903 | 13 | -450 | -843 | -12,370 | 11,077 | -1,294 | -1,280 |
| | M | -497 | -205 | 44 | -25,843 | 25,186 | -657 | -1,207 | -879 | -12,395 | 10,309 | -2,086 | -2,743 |
| | A | 1,331 | -345 | -401 | -22,612 | 23,197 | 585 | -876 | -1,008 | -12,031 | 10,147 | -1,884 | -1,299 |
| | M | 378 | -186 | 11 | -28,455 | 28,658 | 203 | -897 | -312 | -12,777 | 11,569 | -1,209 | -1,006 |
| | J | 538 | -68 | -22 | -33,512 | 33,959 | 447 | -1,054 | -385 | -17,790 | 16,352 | -1,438 | -991 |
| | J | -877 | -12 | -91 | -25,684 | 24,704 | -980 | -2,207 | -486 | -16,980 | 14,287 | -2,693 | -3,673 |
| | A | 2,103 | -135 | 32 | -31,222 | 33,222 | 2,000 | -1,038 | 836 | -13,600 | 13,398 | -202 | 1,798 |
| | S | -1,908 | -229 | -279 | -42,794 | 40,378 | -2,416 | -317 | 759 | -10,697 | 11,139 | 442 | -1,974 |
| | O | 35 | -70 | -315 | -39,856 | 39,506 | -350 | 129 | 250 | -12,934 | 13,314 | 379 | 29 |
| | N | -1,864 | -211 | -358 | -30,200 | 27,766 | -2,433 | -553 | -1,092 | -14,626 | 12,981 | -1,645 | -4,078 |
| | D | -1,564 | -24 | 105 | -29,506 | 28,021 | -1,484 | -1,540 | -1,614 | -18,148 | 14,994 | -3,154 | -4,639 |
| 1999 | J | -104 | -24 | -184 | -18,518 | 18,206 | -313 | -4 | -765 | -19,066 | 18,297 | -769 | -1,081 |
| | F | 1,031 | -137 | -97 | -19,235 | 20,032 | 796 | -103 | -246 | -19,722 | 19,372 | -349 | 447 |
| | M | -363 | 104 | -267 | -21,838 | 21,312 | -526 | -1,582 | -731 | -22,080 | 19,766 | -2,314 | -2,839 |
| | A | 1,112 | -101 | 251 | -18,413 | 19,674 | 1,261 | 258 | -512 | -21,168 | 20,913 | -254 | 1,007 |
| | M | 64 | -142 | 1 | -21,769 | 21,692 | -77 | -328 | -359 | -23,327 | 22,640 | -687 | -764 |
| | J | 358 | 479 | -514 | -23,480 | 23,803 | 323 | -984 | -1,426 | -25,637 | 23,227 | -2,410 | -2,087 |
| | J | 711 | 346 | 20 | -18,336 | 19,413 | 1,076 | -4,377 | -756 | -26,077 | 20,943 | -5,133 | -4,057 |
| | A | -1,153 | -31 | 105 | -20,508 | 19,428 | -1,080 | -697 | 66 | -20,144 | 19,512 | -632 | -1,711 |
| | S | -1,684 | -74 | -344 | -23,603 | 21,501 | -2,102 | 144 | 120 | -20,981 | 21,245 | 264 | -1,838 |
| | O | 1,230 | 214 | 87 | -21,151 | 22,683 | 1,531 | -120 | -114 | -20,134 | 19,900 | -235 | 1,297 |

Table 11
Portfolio Transactions with Non-residents in Foreign
Bonds, by Geographical Area, Purchases and Sales

Tableau 11
Opérations de portefeuille en obligations étrangères avec les non-
résidents, par zone géographique, achats et ventes

| Period | United States | | | United Kingdom | | | Other EU Countries | | | |
|---|---------------|---------|--------|----------------|--------|--------|---------------------|--------|-------|--|
| | États-Unis | | | Royaume-Uni | | | Autres pays de l'UE | | | |
| | Purchases | Sales | Net | Purchases | Sales | Net | Purchases | Sales | Net | |
| Période | Achats | Ventes | Net | Achats | Ventes | Net | Achats | Ventes | Net | |
| <i>D No.</i> | | | | | | | | | | |
| A | 58193 | 58194 | 58192 | 58293 | 58294 | 58292 | 58493 | 58494 | 58492 | |
| Q | 59193 | 59194 | 59192 | 59293 | 59294 | 59292 | 59493 | 59494 | 59492 | |
| M | 60486 | 60487 | 60485 | 93886 | 93887 | 93885 | 93986 | 93987 | 93985 | |
| millions of dollars - millions de dollars | | | | | | | | | | |
| 1986 | -27,890 | 27,712 | -178 | -2,708 | 2,638 | -70 | -257 | 279 | 22 | |
| 1987 | -62,398 | 61,166 | -1,231 | -1,240 | 1,565 | 325 | -37 | 172 | 135 | |
| 1988 | -32,187 | 32,305 | 118 | -554 | 531 | -23 | -55 | 96 | 42 | |
| 1989 | -47,750 | 46,538 | -1,213 | -1,386 | 1,056 | -331 | -471 | 164 | -307 | |
| 1990 | -46,742 | 47,042 | 300 | -1,275 | 696 | -579 | -1,573 | 1,723 | 150 | |
| 1991 | -50,671 | 48,629 | -2,042 | -922 | 702 | -220 | -1,873 | 1,876 | 4 | |
| 1992 | -75,367 | 73,092 | -2,274 | -2,010 | 1,916 | -94 | -2,059 | 2,061 | 1 | |
| 1993 | -70,068 | 66,018 | -4,050 | -4,197 | 3,229 | -969 | -2,093 | 1,564 | -529 | |
| 1994 | -109,689 | 110,484 | 795 | -20,022 | 19,178 | -843 | -1,469 | 1,466 | -3 | |
| 1995 | -132,156 | 131,308 | -848 | -20,830 | 20,837 | 7 | -1,626 | 1,957 | 331 | |
| 1996 | -192,099 | 189,624 | -2,475 | -18,195 | 18,391 | 196 | -4,316 | 4,782 | 466 | |
| 1997 | -203,725 | 196,661 | -7,064 | -33,955 | 34,555 | 601 | -1,779 | 2,044 | 265 | |
| 1998 | -318,023 | 309,192 | -8,830 | -32,136 | 32,943 | 808 | -2,180 | 2,084 | -96 | |
| 1997 | | | | | | | | | | |
| III | -51,707 | 48,779 | -2,928 | -10,971 | 9,916 | -1,054 | -327 | 432 | 105 | |
| IV | -62,234 | 60,972 | -1,262 | -6,992 | 6,948 | -44 | -974 | 894 | -79 | |
| 1998 | | | | | | | | | | |
| I | -67,066 | 65,339 | -1,727 | -7,069 | 6,719 | -350 | -865 | 891 | 27 | |
| II | -71,516 | 72,377 | 861 | -8,174 | 8,576 | 401 | -551 | 514 | -37 | |
| III | -88,875 | 87,284 | -1,591 | -9,251 | 9,184 | -67 | -462 | 355 | -107 | |
| IV | -90,566 | 84,192 | -6,374 | -7,642 | 8,465 | 823 | -302 | 325 | 23 | |
| 1999 | | | | | | | | | | |
| I | -49,913 | 49,292 | -621 | -7,777 | 7,623 | -154 | -599 | 686 | 87 | |
| II | -55,402 | 55,114 | -288 | -7,113 | 7,691 | 578 | -545 | 592 | 47 | |
| III | -51,754 | 49,626 | -2,128 | -8,082 | 7,771 | -311 | -1,611 | 1,890 | 279 | |
| 1997 | | | | | | | | | | |
| O | -20,904 | 19,107 | -1,798 | -2,475 | 2,418 | -57 | -293 | 247 | -45 | |
| N | -20,704 | 20,731 | 27 | -2,604 | 2,453 | -150 | -577 | 535 | -41 | |
| D | -20,626 | 21,135 | 509 | -1,913 | 2,077 | 164 | -104 | 112 | 7 | |
| 1998 | | | | | | | | | | |
| J | -22,703 | 20,920 | -1,783 | -1,858 | 1,800 | -58 | -178 | 173 | -4 | |
| F | -22,997 | 23,223 | 226 | -2,047 | 1,874 | -173 | -372 | 308 | -64 | |
| M | -21,366 | 21,196 | -170 | -3,164 | 3,045 | -119 | -315 | 410 | 95 | |
| A | -18,868 | 19,476 | 608 | -1,941 | 2,289 | 347 | -173 | 147 | -26 | |
| M | -23,396 | 23,285 | -111 | -2,409 | 2,542 | 133 | -153 | 114 | -39 | |
| J | -29,252 | 29,615 | 364 | -3,824 | 3,745 | -79 | -225 | 252 | 27 | |
| J | -21,590 | 20,554 | -1,036 | -3,801 | 3,582 | -219 | -71 | 87 | 16 | |
| A | -28,069 | 29,953 | 1,883 | -2,588 | 2,551 | -37 | -152 | 102 | -50 | |
| S | -39,215 | 36,777 | -2,438 | -2,861 | 3,050 | 189 | -239 | 165 | -74 | |
| O | -35,882 | 35,622 | -260 | -3,009 | 2,974 | -35 | -211 | 150 | -61 | |
| N | -27,060 | 23,104 | -3,956 | -2,963 | 3,668 | 705 | -48 | 117 | 69 | |
| D | -27,624 | 25,466 | -2,158 | -1,670 | 1,824 | 154 | -42 | 58 | 16 | |
| 1999 | | | | | | | | | | |
| J | -15,515 | 15,209 | -305 | -2,438 | 2,260 | -178 | -280 | 301 | 20 | |
| F | -17,010 | 17,351 | 341 | -1,917 | 1,896 | -21 | -143 | 168 | 25 | |
| M | -17,388 | 16,731 | -656 | -3,422 | 3,467 | 45 | -175 | 218 | 42 | |
| A | -16,492 | 17,148 | 656 | -1,240 | 1,558 | 317 | -382 | 337 | -46 | |
| M | -18,930 | 18,444 | -485 | -2,656 | 2,340 | -315 | -85 | 83 | -1 | |
| J | -19,980 | 19,521 | -459 | -3,217 | 3,793 | 576 | -78 | 172 | 94 | |
| J | -15,450 | 16,090 | 640 | -2,338 | 2,637 | 299 | -196 | 279 | 83 | |
| A | -16,639 | 15,462 | -1,176 | -2,924 | 3,149 | 225 | -514 | 545 | 30 | |
| S | -19,665 | 18,074 | -1,591 | -2,820 | 1,985 | -835 | -900 | 1,067 | 166 | |
| O | -17,783 | 19,052 | 1,269 | -2,600 | 2,556 | -44 | -639 | 895 | 257 | |

Table 11
Portfolio Transactions with Non-residents in Foreign
Bonds, by Geographical Area, Purchases and Sales -
Concluded

Tableau 11
Opérations de portefeuille en obligations étrangères avec les non-
résidents, par zone géographique, achats et ventes - fin

| Period Période | Japan Japon | | | Other OECD Countries Autres pays de l'OCDE | | | All Other Countries Tous les autres pays | | | Total | | | |
|---|---------------------|-----------------|-------|---|-----------------|-------|---|-----------------|-------|---------------------|-----------------|---------|--------|
| | Purchases Achats | Sales Ventes | Net | Purchases Achats | Sales Ventes | Net | Purchases Achats | Sales Ventes | Net | Purchases Achats | Sales Ventes | Net | |
| | | | | | | | | | | | | | |
| <i>D No.</i> | <i>A</i> | 58593 | 58594 | 58592 | 58693 | 58694 | 58692 | 58793 | 58794 | 58792 | 60117 | 60118 | 78145 |
| | <i>Q</i> | 59593 | 59594 | 59592 | 59693 | 59694 | 59692 | 59793 | 59794 | 59792 | 60217 | 60218 | 79085 |
| | <i>M</i> | 60489 | 60490 | 60488 | 93889 | 93890 | 93888 | 93989 | 93990 | 93988 | 60317 | 60318 | 79177 |
| millions of dollars - millions de dollars | | | | | | | | | | | | | |
| 1986 | | -467 | 516 | 49 | -40 | 55 | 15 | -644 | 628 | -17 | -32,007 | 31,828 | -179 |
| 1987 | | -598 | 477 | -122 | -28 | 23 | -5 | -234 | 257 | 23 | -64,535 | 63,660 | -874 |
| 1988 | | -153 | 165 | 12 | -51 | 8 | -43 | -401 | 221 | -180 | -33,401 | 33,327 | -74 |
| 1989 | | -67 | 194 | 127 | -114 | 289 | 175 | -353 | 297 | -55 | -50,141 | 48,539 | -1,602 |
| 1990 | | -228 | 296 | 67 | -95 | 209 | 114 | -403 | 276 | -127 | -50,316 | 50,241 | -75 |
| 1991 | | -367 | 582 | 215 | -18 | 12 | -6 | -643 | 1,031 | 389 | -54,494 | 52,833 | -1,661 |
| 1992 | | -575 | 1,259 | 684 | -38 | 59 | 22 | -527 | 788 | 261 | -80,577 | 79,176 | -1,401 |
| 1993 | | -1,014 | 1,056 | 42 | -134 | 311 | 177 | -1,151 | 1,410 | 259 | -78,658 | 73,588 | -5,071 |
| 1994 | | -2,047 | 2,129 | 82 | -168 | 289 | 121 | -974 | 1,258 | 283 | -134,369 | 134,803 | 435 |
| 1995 | | -2,809 | 2,335 | -475 | -218 | 174 | -44 | -2,275 | 2,219 | -56 | -159,914 | 158,830 | -1,085 |
| 1996 | | -3,571 | 2,783 | -787 | -138 | 440 | 301 | -2,926 | 3,240 | 314 | -221,246 | 219,260 | -1,986 |
| 1997 | | -3,523 | 942 | -2,581 | -156 | 192 | 36 | -5,144 | 7,186 | 2,042 | -248,282 | 241,581 | -6,702 |
| 1998 | | -1,795 | 553 | -1,243 | -432 | 587 | 154 | -6,320 | 8,452 | 2,132 | -360,886 | 353,811 | -7,075 |
| 1997 | III | -474 | 83 | -391 | -13 | 27 | 14 | -1,353 | 1,977 | 625 | -64,845 | 61,215 | -3,630 |
| | IV | -1,412 | 335 | -1,077 | -47 | 35 | -12 | -1,645 | 2,271 | 626 | -73,304 | 71,456 | -1,848 |
| 1998 | I | -875 | 99 | -777 | -65 | 170 | 105 | -1,107 | 1,183 | 76 | -77,046 | 74,400 | -2,647 |
| | II | -93 | 56 | -37 | -55 | 134 | 80 | -4,190 | 4,158 | -33 | -84,579 | 85,814 | -1,235 |
| | III | -273 | 289 | 16 | -7 | 108 | 100 | -832 | 1,084 | 253 | -99,699 | 98,303 | -1,396 |
| | IV | -554 | 109 | -445 | -306 | 175 | -131 | -192 | 2,027 | 1,836 | -99,562 | 95,294 | -4,268 |
| 1999 | I | -315 | 191 | -124 | -136 | 91 | -45 | -852 | 1,667 | 814 | -59,592 | 59,550 | -42 |
| | II | -104 | 71 | -33 | -237 | 313 | 76 | -261 | 1,389 | 1,128 | -63,662 | 65,170 | 1,508 |
| | III | -574 | 494 | -81 | -229 | 121 | -108 | -197 | 440 | 243 | -62,448 | 60,342 | -2,105 |
| 1997 | O | -806 | 199 | -607 | -2 | 5 | 3 | -822 | 1,077 | 254 | -25,302 | 23,053 | -2,250 |
| | N | -343 | 120 | -223 | -26 | 9 | -17 | -409 | 577 | 168 | -24,662 | 24,427 | -236 |
| | D | -263 | 16 | -247 | -19 | 21 | 2 | -414 | 617 | 203 | -23,339 | 23,977 | 637 |
| 1998 | J | -113 | 20 | -93 | -7 | 2 | -5 | -455 | 395 | -60 | -25,313 | 23,311 | -2,002 |
| | F | -5 | 14 | 8 | -44 | 37 | -7 | -425 | 448 | 23 | -25,890 | 25,903 | 13 |
| | M | -757 | 65 | -692 | -14 | 131 | 117 | -227 | 339 | 112 | -25,843 | 25,186 | -657 |
| | A | -22 | 5 | -18 | -22 | 44 | 22 | -1,585 | 1,236 | -349 | -22,612 | 23,197 | 585 |
| | M | -54 | 41 | -13 | -20 | 76 | 56 | -2,423 | 2,600 | 177 | -28,455 | 28,658 | 203 |
| | J | -16 | 11 | -6 | -13 | 15 | 2 | -182 | 322 | 140 | -33,512 | 33,959 | 447 |
| | J | -9 | 72 | 62 | -5 | 5 | - | -207 | 403 | 196 | -25,684 | 24,704 | -980 |
| | A | -18 | 183 | 165 | -1 | 53 | 52 | -394 | 379 | -14 | -31,222 | 33,222 | 2,000 |
| | S | -246 | 34 | -211 | -2 | 49 | 48 | -231 | 302 | 71 | -42,794 | 40,378 | -2,416 |
| | O | -551 | 45 | -505 | -110 | 31 | -79 | -93 | 684 | 590 | -39,856 | 39,506 | -350 |
| | N | -1 | 42 | 41 | -86 | 73 | -14 | -41 | 763 | 722 | -30,200 | 27,766 | -2,433 |
| | D | -3 | 22 | 19 | -110 | 71 | -38 | -58 | 581 | 523 | -29,506 | 28,021 | -1,484 |
| 1999 | J | -228 | 13 | -214 | -4 | 10 | 5 | -53 | 413 | 360 | -18,518 | 18,206 | -313 |
| | F | -10 | 83 | 73 | -28 | 24 | -4 | -126 | 509 | 383 | -19,235 | 20,032 | 796 |
| | M | -78 | 95 | 17 | -103 | 58 | -46 | -673 | 744 | 72 | -21,838 | 21,312 | -526 |
| | A | -32 | 35 | 3 | -147 | 186 | 39 | -119 | 411 | 292 | -18,413 | 19,674 | 1,261 |
| | M | -3 | 18 | 15 | -56 | 57 | 2 | -40 | 749 | 709 | -21,769 | 21,692 | -77 |
| | J | -69 | 18 | -50 | -34 | 70 | 36 | -102 | 229 | 128 | -23,480 | 23,803 | 323 |
| | J | -154 | 231 | 77 | -101 | 61 | -40 | -96 | 114 | 17 | -18,336 | 19,413 | 1,076 |
| | A | -261 | 154 | -107 | -115 | 17 | -98 | -55 | 102 | 46 | -20,508 | 19,428 | -1,080 |
| | S | -159 | 108 | -50 | -13 | 43 | 30 | -46 | 224 | 179 | -23,603 | 21,501 | -2,102 |
| | O | -74 | 39 | -35 | -12 | 24 | 12 | -44 | 116 | 72 | -21,151 | 22,683 | 1,531 |

Table 12
Portfolio Transactions with Non-residents in Foreign
Stocks, by Geographical Area, Purchases and Sales

Tableau 12
Opérations de portefeuille en actions étrangères avec les non-
résidents, par zone géographique, achats et ventes

| Period | United States | | | United Kingdom | | | Other EU Countries | | | |
|---|---------------|----------|---------|----------------|--------|-------|---------------------|--------|--------|--------|
| | États-Unis | | | Royaume-Uni | | | Autres pays de l'UE | | | |
| | Purchases | Sales | Net | Purchases | Sales | Net | Purchases | Sales | Net | |
| Période | Achats | Ventes | Net | Achats | Ventes | Net | Achats | Ventes | Net | |
| <i>D No.</i> | <i>A</i> | 60432 | 60433 | 60431 | 60435 | 60436 | 60434 | 60438 | 60439 | 60437 |
| | <i>Q</i> | 93832 | 93833 | 93831 | 93835 | 93836 | 93834 | 93838 | 93839 | 93837 |
| | <i>M</i> | 93932 | 93933 | 93931 | 93935 | 93936 | 93934 | 93938 | 93939 | 93937 |
| millions of dollars - millions de dollars | | | | | | | | | | |
| 1986 | | -21,389 | 19,892 | -1,497 | -1,394 | 499 | -895 | -224 | 207 | -17 |
| 1987 | | -31,282 | 29,745 | -1,536 | -2,133 | 1,482 | -651 | -576 | 583 | 7 |
| 1988 | | -20,359 | 16,921 | -3,437 | -1,534 | 1,102 | -432 | -1,029 | 915 | -115 |
| 1989 | | -24,352 | 20,871 | -3,480 | -1,198 | 899 | -299 | -1,134 | 1,020 | -114 |
| 1990 | | -21,759 | 20,240 | -1,519 | -1,467 | 939 | -528 | -966 | 877 | -89 |
| 1991 | | -31,222 | 23,397 | -7,824 | -2,531 | 1,678 | -853 | -1,003 | 898 | -105 |
| 1992 | | -33,796 | 26,488 | -7,308 | -3,378 | 1,541 | -1,837 | -1,198 | 1,086 | -111 |
| 1993 | | -47,291 | 41,370 | -5,921 | -2,639 | 1,491 | -1,149 | -2,245 | 1,306 | -939 |
| 1994 | | -54,206 | 51,444 | -2,761 | -2,992 | 2,184 | -808 | -2,224 | 1,601 | -623 |
| 1995 | | -63,184 | 60,033 | -3,151 | -3,637 | 3,656 | 20 | -4,447 | 3,701 | -746 |
| 1996 | | -70,936 | 61,252 | -9,684 | -4,379 | 2,931 | -1,447 | -4,910 | 3,414 | -1,497 |
| 1997 | | -129,392 | 125,734 | -3,658 | -5,445 | 4,428 | -1,017 | -5,949 | 5,336 | -613 |
| 1998 | | -125,777 | 113,133 | -12,644 | -5,739 | 5,407 | -332 | -9,805 | 10,604 | 799 |
| 1997 | III | -32,420 | 32,863 | 443 | -1,077 | 825 | -252 | -1,350 | 1,460 | 111 |
| | IV | -33,127 | 30,413 | -2,714 | -1,329 | 1,299 | -30 | -1,963 | 1,665 | -299 |
| 1998 | I | -25,388 | 23,168 | -2,220 | -1,209 | 1,086 | -123 | -2,511 | 2,226 | -285 |
| | II | -31,760 | 29,044 | -2,715 | -1,316 | 1,110 | -206 | -2,324 | 2,634 | 310 |
| | III | -32,660 | 28,770 | -3,890 | -1,191 | 1,277 | 86 | -2,301 | 3,283 | 982 |
| | IV | -35,970 | 32,150 | -3,819 | -2,023 | 1,933 | -89 | -2,669 | 2,461 | -208 |
| 1999 | I | -43,955 | 40,464 | -3,491 | -6,995 | 7,130 | 135 | -3,029 | 2,839 | -191 |
| | II | -48,329 | 45,095 | -3,234 | -5,293 | 5,057 | -236 | -2,915 | 3,384 | 468 |
| | III | -49,298 | 44,106 | -5,192 | -7,147 | 7,146 | -1 | -2,870 | 2,488 | -382 |
| 1997 | O | -8,729 | 8,364 | -365 | -414 | 362 | -52 | -777 | 654 | -123 |
| | N | -11,293 | 10,444 | -849 | -417 | 457 | 40 | -712 | 458 | -254 |
| | D | -13,105 | 11,605 | -1,500 | -497 | 480 | -17 | -475 | 552 | 78 |
| 1998 | J | -6,832 | 6,473 | -359 | -344 | 462 | 118 | -526 | 554 | 28 |
| | F | -9,674 | 9,124 | -550 | -422 | 258 | -165 | -732 | 707 | -25 |
| | M | -8,882 | 7,571 | -1,311 | -443 | 366 | -76 | -1,253 | 965 | -288 |
| | A | -9,370 | 7,935 | -1,435 | -513 | 422 | -91 | -696 | 627 | -69 |
| | M | -9,076 | 8,804 | -272 | -359 | 321 | -39 | -729 | 940 | 211 |
| | J | -13,313 | 12,305 | -1,008 | -444 | 368 | -76 | -900 | 1,068 | 168 |
| | J | -13,331 | 10,705 | -2,625 | -382 | 469 | 87 | -1,062 | 1,256 | 194 |
| | A | -10,973 | 10,109 | -864 | -408 | 368 | -40 | -683 | 892 | 209 |
| | S | -8,357 | 7,956 | -401 | -401 | 440 | 39 | -556 | 1,135 | 579 |
| | O | -10,469 | 10,568 | 99 | -518 | 595 | 76 | -813 | 873 | 60 |
| | N | -11,310 | 10,229 | -1,080 | -584 | 456 | -127 | -880 | 882 | 2 |
| | D | -14,191 | 11,353 | -2,839 | -921 | 882 | -38 | -976 | 706 | -270 |
| 1999 | J | -12,792 | 12,047 | -745 | -2,673 | 2,727 | 54 | -1,259 | 1,216 | -43 |
| | F | -14,654 | 14,651 | -4 | -2,245 | 2,262 | 17 | -802 | 742 | -60 |
| | M | -16,509 | 13,766 | -2,742 | -2,077 | 2,141 | 64 | -969 | 882 | -87 |
| | A | -14,720 | 15,091 | 371 | -1,765 | 1,688 | -77 | -849 | 1,053 | 204 |
| | M | -14,809 | 14,988 | 178 | -1,718 | 1,675 | -43 | -919 | 1,047 | 128 |
| | J | -18,799 | 15,016 | -3,783 | -1,810 | 1,694 | -116 | -1,148 | 1,284 | 136 |
| | J | -18,214 | 13,554 | -4,660 | -3,670 | 3,520 | -150 | -995 | 842 | -153 |
| | A | -14,814 | 14,108 | -705 | -1,638 | 1,667 | 29 | -840 | 858 | 18 |
| | S | -16,270 | 16,443 | 173 | -1,839 | 1,959 | 120 | -1,035 | 788 | -247 |
| | O | -14,159 | 13,336 | -823 | -3,163 | 3,235 | 72 | -903 | 1,310 | 406 |

Table 12
Portfolio Transactions with Non-residents in Foreign
Stocks, by Geographical Area, Purchases and Sales -
Concluded

Tableau 12
Opérations de portefeuille en actions étrangères avec les non-
résidents, par zone géographique, achats et ventes - fin

| Period Période | Japan Japon | | | Other OECD Countries Autres pays de l'OCDE | | | All Other Countries Tous les autres pays | | | Total | | |
|-------------------|---|-----------------|--------|---|-----------------|-------|---|-----------------|--------|---------------------|-----------------|---------|
| | Purchases Achats | Sales Ventes | Net | Purchases Achats | Sales Ventes | Net | Purchases Achats | Sales Ventes | Net | Purchases Achats | Sales Ventes | Net |
| | millions of dollars - millions de dollars | | | | | | | | | | | |
| D No. | 60441 | 60442 | 60440 | 60444 | 60445 | 60443 | 60447 | 60448 | 60446 | 60119 | 60120 | 78149 |
| Q | 93841 | 93842 | 93840 | 93844 | 93845 | 93843 | 93847 | 93848 | 93846 | 60219 | 60220 | 79089 |
| M | 93941 | 93942 | 93940 | 93944 | 93945 | 93943 | 93947 | 93948 | 93946 | 60319 | 60320 | 79181 |
| 1986 | -493 | 649 | 155 | -302 | 105 | -196 | -694 | 406 | -288 | -24,496 | 21,758 | -2,738 |
| 1987 | -601 | 844 | 243 | -263 | 162 | -101 | -917 | 890 | -27 | -35,772 | 33,706 | -2,065 |
| 1988 | -872 | 692 | -180 | -140 | 134 | -6 | -780 | 541 | -239 | -24,714 | 20,305 | -4,409 |
| 1989 | -655 | 755 | 100 | -1,082 | 988 | -94 | -674 | 694 | 21 | -29,094 | 25,227 | -3,867 |
| 1990 | -517 | 553 | 37 | -1,528 | 1,319 | -208 | -1,246 | 1,032 | -214 | -27,482 | 24,961 | -2,521 |
| 1991 | -1,244 | 715 | -529 | -663 | 530 | -133 | -2,724 | 2,166 | -559 | -39,388 | 29,384 | -10,004 |
| 1992 | -725 | 521 | -204 | -598 | 448 | -150 | -2,784 | 2,047 | -737 | -42,478 | 32,130 | -10,348 |
| 1993 | -1,873 | 726 | -1,147 | -824 | 627 | -197 | -7,206 | 3,748 | -3,458 | -62,079 | 49,268 | -12,811 |
| 1994 | -3,223 | 1,531 | -1,693 | -1,058 | 865 | -194 | -7,838 | 4,554 | -3,284 | -71,541 | 62,179 | -9,362 |
| 1995 | -3,062 | 1,874 | -1,188 | -2,029 | 1,048 | -981 | -6,355 | 6,155 | -200 | -82,714 | 76,468 | -6,247 |
| 1996 | -2,446 | 1,678 | -767 | -1,757 | 1,576 | -181 | -13,478 | 9,889 | -3,588 | -97,906 | 80,740 | -17,165 |
| 1997 | -4,390 | 4,870 | 480 | -2,217 | 2,218 | 1 | -13,368 | 13,646 | 278 | -160,761 | 156,233 | -4,529 |
| 1998 | -3,809 | 2,206 | -1,603 | -2,785 | 3,086 | 301 | -15,346 | 13,668 | -1,679 | -163,261 | 148,103 | -15,158 |
| 1997 III | -1,330 | 1,447 | 117 | -551 | 541 | -10 | -3,271 | 3,471 | 200 | -39,998 | 40,606 | 608 |
| 1997 IV | -1,217 | 1,370 | 153 | -577 | 675 | 97 | -2,606 | 3,514 | 908 | -40,819 | 38,935 | -1,884 |
| 1998 I | -1,235 | 453 | -782 | -563 | 562 | -1 | -2,772 | 2,429 | -343 | -33,678 | 29,923 | -3,754 |
| 1998 II | -886 | 471 | -415 | -670 | 841 | 171 | -5,642 | 3,965 | -1,677 | -42,598 | 38,067 | -4,531 |
| 1998 III | -803 | 789 | -13 | -749 | 909 | 161 | -3,574 | 3,795 | 221 | -41,277 | 38,824 | -2,453 |
| 1998 IV | -885 | 492 | -393 | -804 | 774 | -30 | -3,358 | 3,478 | 120 | -45,708 | 41,289 | -4,420 |
| 1999 I | -999 | 1,332 | 333 | -1,232 | 1,129 | -103 | -4,658 | 4,542 | -116 | -60,867 | 57,435 | -3,432 |
| 1999 II | -1,335 | 1,122 | -213 | -1,013 | 1,267 | 254 | -11,246 | 10,856 | -390 | -70,132 | 66,780 | -3,352 |
| 1999 III | -1,477 | 1,364 | -113 | -982 | 886 | -96 | -5,427 | 5,711 | 284 | -67,201 | 61,700 | -5,501 |
| 1997 O | -521 | 685 | 164 | -240 | 189 | -52 | -973 | 1,490 | 516 | -11,655 | 11,743 | 89 |
| 1997 N | -297 | 413 | 116 | -168 | 237 | 70 | -1,016 | 1,019 | 3 | -13,903 | 13,028 | -875 |
| 1997 D | -399 | 272 | -126 | -169 | 249 | 80 | -617 | 1,005 | 389 | -15,261 | 14,164 | -1,098 |
| 1998 J | -323 | 153 | -169 | -157 | 163 | 6 | -731 | 733 | 2 | -8,912 | 8,537 | -375 |
| 1998 F | -472 | 79 | -392 | -192 | 199 | 7 | -878 | 709 | -169 | -12,370 | 11,077 | -1,294 |
| 1998 M | -441 | 220 | -221 | -214 | 200 | -14 | -1,163 | 987 | -175 | -12,395 | 10,309 | -2,086 |
| 1998 A | -422 | 123 | -298 | -200 | 213 | 13 | -831 | 828 | -3 | -12,031 | 10,147 | -1,884 |
| 1998 M | -186 | 128 | -58 | -188 | 268 | 80 | -2,239 | 1,108 | -1,131 | -12,777 | 11,569 | -1,209 |
| 1998 J | -278 | 220 | -58 | -282 | 361 | 79 | -2,572 | 2,029 | -543 | -17,790 | 16,352 | -1,438 |
| 1998 J | -363 | 288 | -76 | -251 | 380 | 129 | -1,591 | 1,189 | -402 | -16,980 | 14,287 | -2,693 |
| 1998 A | -323 | 290 | -33 | -237 | 273 | 37 | -976 | 1,465 | 489 | -13,600 | 13,398 | -202 |
| 1998 S | -116 | 211 | 95 | -261 | 256 | -5 | -1,007 | 1,141 | 134 | -10,697 | 11,139 | 442 |
| 1998 O | -237 | 170 | -68 | -249 | 266 | 17 | -648 | 842 | 194 | -12,934 | 13,314 | 379 |
| 1998 N | -470 | 155 | -315 | -332 | 301 | -32 | -1,051 | 958 | -93 | -14,626 | 12,981 | -1,645 |
| 1998 D | -178 | 167 | -11 | -223 | 207 | -15 | -1,659 | 1,678 | 19 | -18,148 | 14,994 | -3,154 |
| 1999 J | -262 | 403 | 141 | -523 | 383 | -140 | -1,557 | 1,521 | -35 | -19,066 | 18,297 | -769 |
| 1999 F | -250 | 259 | 10 | -366 | 295 | -71 | -1,405 | 1,164 | -241 | -19,722 | 19,372 | -349 |
| 1999 M | -487 | 669 | 182 | -342 | 451 | 109 | -1,696 | 1,857 | 160 | -22,080 | 19,766 | -2,314 |
| 1999 A | -377 | 265 | -112 | -366 | 462 | 96 | -3,090 | 2,354 | -736 | -21,168 | 20,913 | -254 |
| 1999 M | -419 | 346 | -73 | -299 | 428 | 129 | -5,163 | 4,156 | -1,007 | -23,327 | 22,640 | -687 |
| 1999 J | -540 | 511 | -29 | -348 | 376 | 28 | -2,993 | 4,346 | 1,353 | -25,637 | 23,227 | -2,410 |
| 1999 J | -463 | 485 | 21 | -407 | 335 | -72 | -2,327 | 2,208 | -119 | -26,077 | 20,943 | -5,133 |
| 1999 A | -618 | 467 | -151 | -347 | 336 | -11 | -1,887 | 2,075 | 188 | -20,144 | 19,512 | -632 |
| 1999 S | -395 | 412 | 17 | -228 | 216 | -13 | -1,213 | 1,427 | 214 | -20,981 | 21,245 | 264 |
| 1999 O | -541 | 601 | 60 | -322 | 318 | -4 | -1,045 | 1,100 | 55 | -20,134 | 19,900 | -235 |

Supplementary Tables

Tableaux Supplémentaires

Table 13
Loans under Repurchase Agreements, Transactions with
Non-residents, by Canadian and Foreign Securities

Tableau 13
Prêts avec clauses de rachat auprès des non-résidents, par valeurs
mobilières canadiennes et étrangères

| Period Période | Canadian Securities Valeurs mobilières canadiennes | | | | | | | | |
|---|---|---------------------|---------|----------------------|---------------------|--------|-----------------|---------------------|--------|
| | Assets - Actif | | | Liabilities - Passif | | | Total | | |
| | Sales Ventes | Purchases Achats | Net | Sales Ventes | Purchases Achats | Net | Sales Ventes | Purchases Achats | Net |
| millions of dollars - millions de dollars | | | | | | | | | |
| 1995 | 1,049,198 | -1,049,106 | 91 | 518,819 | -520,392 | -1,574 | 1,568,016 | -1,569,499 | -1,482 |
| 1996 | 1,156,654 | -1,158,039 | -1,385 | 639,384 | -637,107 | 2,276 | 1,796,038 | -1,795,146 | 891 |
| 1997 | 1,939,429 | -1,952,179 | -12,750 | 1,209,742 | -1,204,877 | 4,865 | 3,149,171 | -3,157,056 | -7,885 |
| 1998 | 1,763,140 | -1,746,743 | 16,397 | 1,248,719 | -1,250,578 | -1,859 | 3,011,859 | -2,997,321 | 14,538 |
| 1997 III | 609,848 | -614,264 | -4,416 | 295,745 | -295,288 | 458 | 905,594 | -909,552 | -3,958 |
| IV | 614,483 | -613,020 | 1,463 | 349,007 | -350,966 | -1,959 | 963,490 | -963,986 | -496 |
| 1998 I | 552,104 | -543,885 | 8,219 | 372,056 | -371,987 | 70 | 924,160 | -915,872 | 8,288 |
| II | 433,058 | -431,403 | 1,654 | 287,326 | -286,809 | 517 | 720,384 | -718,212 | 2,172 |
| III | 428,588 | -427,709 | 878 | 359,124 | -359,285 | -161 | 787,711 | -786,994 | 717 |
| IV | 349,391 | -343,745 | 5,646 | 230,212 | -232,497 | -2,285 | 579,603 | -576,242 | 3,361 |
| 1999 I | 359,420 | -356,895 | 2,525 | 185,503 | -184,468 | 1,034 | 544,923 | -541,363 | 3,560 |
| II | 319,630 | -317,554 | 2,076 | 143,617 | -146,398 | -2,782 | 463,247 | -463,953 | -705 |
| III | 289,485 | -290,357 | -871 | 127,467 | -129,391 | -1,924 | 416,952 | -419,748 | -2,796 |
| 1997 O | 241,818 | -236,963 | 4,855 | 105,855 | -104,456 | 1,399 | 347,672 | -341,419 | 6,253 |
| N | 160,763 | -157,749 | 3,014 | 95,425 | -100,576 | -5,150 | 256,189 | -258,325 | -2,136 |
| D | 211,902 | -218,308 | -6,406 | 147,728 | -145,935 | 1,793 | 359,630 | -364,242 | -4,613 |
| 1998 J | 202,575 | -196,052 | 6,523 | 127,423 | -127,548 | -126 | 329,997 | -323,600 | 6,397 |
| F | 138,093 | -131,770 | 6,323 | 114,225 | -115,411 | -1,186 | 252,317 | -247,181 | 5,137 |
| M | 211,437 | -216,064 | -4,627 | 130,409 | -129,028 | 1,381 | 341,846 | -345,092 | -3,246 |
| A | 149,940 | -148,701 | 1,239 | 93,889 | -94,234 | -346 | 243,828 | -242,935 | 893 |
| M | 128,362 | -127,131 | 1,231 | 76,831 | -81,624 | -4,793 | 205,193 | -208,754 | -3,561 |
| J | 154,756 | -155,572 | -816 | 116,607 | -110,951 | 5,656 | 271,363 | -266,523 | 4,840 |
| J | 127,483 | -130,058 | -2,575 | 134,815 | -132,490 | 2,325 | 262,298 | -262,548 | -250 |
| A | 148,600 | -146,683 | 1,917 | 121,594 | -121,203 | 391 | 270,194 | -267,886 | 2,308 |
| S | 152,505 | -150,969 | 1,536 | 102,714 | -105,592 | -2,877 | 255,219 | -256,561 | -1,341 |
| O | 118,252 | -113,875 | 4,377 | 89,421 | -89,059 | 362 | 207,674 | -202,934 | 4,739 |
| N | 123,693 | -120,564 | 3,129 | 74,777 | -78,986 | -4,209 | 198,470 | -199,550 | -1,080 |
| D | 107,446 | -109,306 | -1,860 | 66,014 | -64,452 | 1,561 | 173,460 | -173,758 | -298 |
| 1999 J | 111,842 | -111,209 | 633 | 66,044 | -66,275 | -231 | 177,886 | -177,484 | 402 |
| F | 109,775 | -109,057 | 718 | 51,540 | -53,891 | -2,350 | 161,315 | -162,948 | -1,633 |
| M | 137,803 | -136,629 | 1,174 | 67,919 | -64,303 | 3,616 | 205,722 | -200,932 | 4,790 |
| A | 111,206 | -112,310 | -1,104 | 57,946 | -59,378 | -1,432 | 169,152 | -171,688 | -2,536 |
| M | 102,256 | -100,089 | 2,167 | 40,914 | -43,248 | -2,334 | 143,170 | -143,337 | -167 |
| J | 106,169 | -105,155 | 1,013 | 44,757 | -43,772 | 985 | 150,926 | -148,928 | 1,998 |
| J | 95,400 | -97,208 | -1,809 | 36,758 | -37,108 | -349 | 132,158 | -134,316 | -2,158 |
| A | 100,771 | -100,001 | 770 | 37,255 | -38,786 | -1,531 | 138,026 | -138,788 | -762 |
| S | 93,315 | -93,147 | 168 | 53,454 | -53,497 | -44 | 146,768 | -146,644 | 124 |
| O | 93,852 | -94,177 | -326 | 58,299 | -55,893 | 2,406 | 152,151 | -150,071 | 2,080 |

Table 13
Loans under Repurchase Agreements, Transactions with Non-residents, by Canadian and Foreign Securities - Concluded

Tableau 13
Prêts avec clauses de rachat auprès des non-résidents, par valeurs mobilières canadiennes et étrangères - fin

| Period Période | Foreign Securities Valeurs mobilières étrangères | | | | | | | | |
|-------------------|---|---------------------|--------|----------------------|---------------------|--------|-----------------|---------------------|--------|
| | Assets - Actif | | | Liabilities - Passif | | | Total | | |
| | Sales Ventes | Purchases Achats | Net | Sales Ventes | Purchases Achats | Net | Sales Ventes | Purchases Achats | Net |
| | millions of dollars - millions de dollars | | | | | | | | |
| 1995 | 52,457 | -53,294 | -837 | 24,868 | -25,059 | -192 | 77,325 | -78,353 | -1,028 |
| 1996 | 288,577 | -287,744 | 833 | 94,759 | -92,948 | 1,811 | 383,336 | -380,692 | 2,644 |
| 1997 | 138,829 | -139,923 | -1,094 | 79,890 | -81,283 | -1,392 | 218,720 | -221,206 | -2,486 |
| 1998 | 89,541 | -89,619 | -79 | 81,845 | -82,178 | -333 | 171,386 | -171,797 | -411 |
| 1997 III | 34,712 | -34,555 | 157 | 18,711 | -18,656 | 55 | 53,423 | -53,211 | 212 |
| IV | 21,773 | -21,840 | -67 | 20,810 | -20,680 | 131 | 42,583 | -42,519 | 64 |
| 1998 I | 21,406 | -20,665 | 742 | 24,804 | -24,282 | 523 | 46,211 | -44,946 | 1,264 |
| II | 23,665 | -24,347 | -682 | 19,012 | -19,662 | -651 | 42,677 | -44,010 | -1,332 |
| III | 25,612 | -25,894 | -282 | 14,521 | -14,508 | 13 | 40,134 | -40,402 | -269 |
| IV | 18,856 | -18,713 | 143 | 23,508 | -23,725 | -218 | 42,364 | -42,438 | -75 |
| 1999 I | 27,126 | -27,256 | -131 | 21,292 | -21,698 | -406 | 48,417 | -48,954 | -537 |
| II | 24,852 | -24,817 | 34 | 24,561 | -24,363 | 198 | 49,413 | -49,181 | 232 |
| III | 41,372 | -41,704 | -332 | 31,322 | -31,350 | -28 | 72,694 | -73,054 | -360 |
| 1997 O | 7,487 | -7,784 | -297 | 6,186 | -5,845 | 341 | 13,673 | -13,629 | 44 |
| N | 6,399 | -5,901 | 498 | 9,980 | -10,288 | -308 | 16,379 | -16,190 | 190 |
| D | 7,887 | -8,154 | -267 | 4,644 | -4,547 | 98 | 12,531 | -12,701 | -170 |
| 1998 J | 7,093 | -6,657 | 436 | 9,790 | -9,524 | 266 | 16,883 | -16,181 | 702 |
| F | 5,572 | -5,601 | -29 | 9,079 | -8,627 | 452 | 14,650 | -14,228 | 422 |
| M | 8,742 | -8,406 | 335 | 5,936 | -6,131 | -195 | 14,677 | -14,537 | 140 |
| A | 6,999 | -7,191 | -192 | 6,806 | -7,257 | -451 | 13,805 | -14,448 | -643 |
| M | 7,839 | -8,083 | -244 | 6,161 | -6,378 | -217 | 14,000 | -14,461 | -461 |
| J | 8,828 | -9,073 | -246 | 6,045 | -6,027 | 17 | 14,872 | -15,101 | -228 |
| J | 7,804 | -7,083 | 721 | 5,790 | -5,481 | 310 | 13,595 | -12,563 | 1,031 |
| A | 7,653 | -7,892 | -239 | 4,884 | -5,180 | -296 | 12,538 | -13,073 | -535 |
| S | 10,155 | -10,919 | -764 | 3,847 | -3,847 | -1 | 14,001 | -14,767 | -765 |
| O | 11,934 | -11,667 | 267 | 7,868 | -7,855 | 14 | 19,802 | -19,521 | 281 |
| N | 3,674 | -3,807 | -134 | 7,784 | -7,418 | 366 | 11,457 | -11,225 | 232 |
| D | 3,249 | -3,240 | 9 | 7,856 | -8,453 | -597 | 11,104 | -11,692 | -588 |
| 1999 J | 11,151 | -11,792 | -641 | 7,821 | -7,922 | -101 | 18,972 | -19,713 | -741 |
| F | 9,939 | -9,573 | 366 | 9,184 | -9,209 | -25 | 19,123 | -18,782 | 341 |
| M | 6,036 | -5,892 | 144 | 4,287 | -4,567 | -281 | 10,322 | -10,459 | -137 |
| A | 4,567 | -4,837 | -270 | 5,481 | -4,886 | 595 | 10,048 | -9,723 | 325 |
| M | 9,649 | -9,708 | -58 | 7,999 | -8,541 | -542 | 17,649 | -18,249 | -600 |
| J | 10,635 | -10,273 | 362 | 11,081 | -10,936 | 145 | 21,716 | -21,209 | 507 |
| J | 12,985 | -13,162 | -176 | 9,625 | -9,079 | 546 | 22,611 | -22,241 | 370 |
| A | 14,335 | -14,144 | 191 | 11,610 | -11,604 | 6 | 25,945 | -25,748 | 197 |
| S | 14,052 | -14,398 | -347 | 10,087 | -10,667 | -580 | 24,139 | -25,066 | -927 |
| O | 7,510 | -7,307 | 203 | 4,864 | -5,167 | -303 | 12,375 | -12,475 | -100 |

Table 14
Loans under Repurchase Agreements, Transactions
with Non-residents in Assets and Liabilities

Tableau 14
Prêts avec clauses de rachat¹ auprès des non-résidents, actifs et
engagements

| Period Période | Government of Canada Gouvernement du Canada | | | | | | Other Canadian Securities Autres valeurs mobilières canadiennes | | | Foreign Securities Valeurs mobilières étrangères | | | Total | | | |
|---|--|------------|-----------|----------------------------------|----------|---------|--|-----------------|--------|---|-----------------|---------|---------------------|-----------------|-----------|---------|
| | Bonds Obligations | | | Treasury Bills Bons du Trésor | | | Purchases Achats | Sales Ventes | Net | Purchases Achats | Sales Ventes | Net | Purchases Achats | Sales Ventes | Net | |
| | Purchases | Sales | Net | Purchases | Sales | Net | | | | | | | | | | |
| | Achats | Ventes | Net | Achats | Ventes | Net | Achats | Ventes | Net | Achats | Ventes | Net | Achats | Ventes | Net | |
| Assets - Actif | | | | | | | | | | | | | | | | |
| D No. | A | 60403 | 60402 | 60401 | 60406 | 60405 | 60404 | 60409 | 60408 | 60407 | 60412 | 60411 | 60410 | 60414 | 60413 | 60400 |
| Q | | 93803 | 93802 | 93801 | 93806 | 93805 | 93804 | 93809 | 93808 | 93807 | 93812 | 93811 | 93810 | 93814 | 93813 | 93800 |
| M | | 93903 | 93902 | 93901 | 93906 | 93905 | 93904 | 93909 | 93908 | 93907 | 93912 | 93911 | 93910 | 93914 | 93913 | 93900 |
| millions of dollars - millions de dollars | | | | | | | | | | | | | | | | |
| 1995 | | -983,387 | 982,496 | -891 | -58,891 | 59,772 | 881 | -6,829 | 6,930 | 101 | -53,294 | 52,457 | -837 | -1,102,400 | 1,101,655 | -746 |
| 1996 | | -1,079,203 | 1,077,382 | -1,821 | -65,538 | 65,932 | 394 | -13,299 | 13,340 | 42 | -287,744 | 288,577 | 833 | -1,445,784 | 1,445,231 | -552 |
| 1997 | | -1,726,139 | 1,714,998 | -11,141 | -194,417 | 193,942 | -474 | -31,624 | 30,489 | -1,135 | -139,923 | 138,829 | -1,094 | -2,092,102 | 2,078,258 | -13,844 |
| 1998 | | -1,665,277 | 1,680,951 | 15,674 | -61,564 | 63,290 | 1,726 | -19,902 | 18,899 | -1,003 | -89,619 | 89,541 | -79 | -1,836,362 | 1,852,681 | 16,319 |
| 1997 | III | -541,388 | 539,335 | -2,053 | -64,249 | 62,031 | -2,218 | -8,627 | 8,482 | -145 | -34,555 | 34,712 | 157 | -648,819 | 644,560 | -4,259 |
| | IV | -525,132 | 525,381 | 249 | -80,439 | 82,157 | 1,718 | -7,449 | 6,944 | -504 | -21,840 | 21,773 | -67 | -634,860 | 636,256 | 1,396 |
| 1998 | I | -505,082 | 510,822 | 5,740 | -33,003 | 35,574 | 2,570 | -5,800 | 5,709 | -91 | -20,665 | 21,406 | 742 | -564,550 | 573,510 | 8,961 |
| | II | -420,590 | 423,504 | 2,914 | -7,986 | 6,967 | -1,019 | -2,827 | 2,586 | -240 | -24,347 | 23,665 | -682 | -455,751 | 456,723 | 973 |
| | III | -412,005 | 413,924 | 1,919 | -10,298 | 10,676 | 378 | -5,406 | 3,988 | -1,418 | -25,894 | 25,612 | -282 | -453,604 | 454,200 | 596 |
| | IV | -327,600 | 332,702 | 5,102 | -10,276 | 10,073 | -203 | -5,869 | 6,616 | 747 | -18,713 | 18,856 | 143 | -362,458 | 368,247 | 5,789 |
| 1999 | I | -344,513 | 347,132 | 2,618 | -4,405 | 4,784 | 379 | -7,977 | 7,505 | -472 | -27,256 | 27,126 | -131 | -384,152 | 386,546 | 2,394 |
| | II | -284,026 | 287,044 | 3,018 | -22,485 | 21,592 | -893 | -11,043 | 10,994 | -49 | -24,817 | 24,852 | 34 | -342,372 | 344,482 | 2,111 |
| | III | -243,866 | 243,194 | -672 | -34,401 | 34,939 | 538 | -12,090 | 11,352 | -738 | -41,704 | 41,372 | -332 | -332,061 | 330,857 | -1,204 |
| 1997 | O | -201,422 | 206,524 | 5,102 | -31,597 | 31,600 | 3 | -3,944 | 3,694 | -251 | -7,784 | 7,487 | -297 | -244,747 | 249,305 | 4,558 |
| | N | -129,461 | 133,412 | 3,951 | -27,078 | 25,986 | -1,092 | -1,211 | 1,366 | 155 | -5,901 | 6,399 | 498 | -163,651 | 167,162 | 3,511 |
| | D | -194,249 | 185,445 | -8,804 | -21,765 | 24,572 | 2,807 | -2,294 | 1,885 | -408 | -8,154 | 7,887 | -267 | -226,462 | 219,789 | -6,673 |
| 1998 | J | -174,005 | 179,900 | 5,895 | -19,362 | 20,009 | 646 | -2,685 | 2,666 | -19 | -6,657 | 7,093 | 436 | -202,709 | 209,668 | 6,959 |
| | F | -121,950 | 125,781 | 3,831 | -7,943 | 10,369 | 2,426 | -1,877 | 1,942 | 66 | -5,601 | 5,572 | -29 | -137,371 | 143,664 | 6,293 |
| | M | -209,128 | 205,141 | -3,987 | -5,698 | 5,196 | -502 | -1,238 | 1,100 | -138 | -8,406 | 8,742 | 335 | -224,470 | 220,179 | -4,291 |
| | A | -142,849 | 144,653 | 1,804 | -4,679 | 4,110 | -569 | -1,173 | 1,177 | 4 | -7,191 | 6,999 | -192 | -155,891 | 156,939 | 1,047 |
| | M | -123,613 | 125,352 | 1,739 | -2,687 | 2,415 | -272 | -830 | 594 | -236 | -8,083 | 7,839 | -244 | -135,214 | 136,201 | 987 |
| | J | -154,127 | 153,499 | -628 | -620 | 442 | -178 | -824 | 815 | -9 | -9,073 | 8,828 | -246 | -164,645 | 163,584 | -1,061 |
| | J | -128,155 | 125,203 | -2,953 | -627 | 1,146 | 519 | -1,276 | 1,134 | -142 | -7,083 | 7,804 | 721 | -137,141 | 135,287 | -1,854 |
| | A | -139,286 | 142,268 | 2,982 | -6,150 | 5,069 | -1,081 | -1,247 | 1,263 | 16 | -7,892 | 7,653 | -239 | -154,575 | 156,253 | 1,679 |
| | S | -144,564 | 146,453 | 1,889 | -3,522 | 4,461 | 939 | -2,883 | 1,591 | -1,292 | -10,919 | 10,155 | -764 | -161,888 | 162,660 | 772 |
| | O | -109,730 | 113,192 | 3,461 | -2,122 | 1,999 | -123 | -2,023 | 3,062 | 1,038 | -11,667 | 11,934 | 267 | -125,542 | 130,186 | 4,644 |
| | N | -111,633 | 115,153 | 3,520 | -7,108 | 6,825 | -283 | -1,823 | 1,716 | -108 | -3,807 | 3,674 | -134 | -124,371 | 127,366 | 2,995 |
| | D | -106,237 | 104,358 | -1,879 | -1,046 | 1,249 | 203 | -2,022 | 1,839 | -183 | -3,240 | 3,249 | 9 | -112,545 | 110,695 | -1,850 |
| 1999 | J | -108,171 | 108,642 | 471 | -1,050 | 1,478 | 429 | -1,989 | 1,723 | -266 | -11,792 | 11,151 | -641 | -123,001 | 122,994 | -7 |
| | F | -106,402 | 107,203 | 801 | -887 | 859 | -29 | -1,768 | 1,713 | -55 | -9,573 | 9,939 | 366 | -118,630 | 119,714 | 1,083 |
| | M | -129,941 | 131,287 | 1,346 | -2,468 | 2,447 | -21 | -4,220 | 4,069 | -151 | -5,892 | 6,036 | 144 | -142,520 | 143,839 | 1,318 |
| | A | -103,508 | 102,632 | -875 | -5,024 | 4,924 | -100 | -3,778 | 3,649 | -129 | -4,837 | 4,567 | -270 | -117,147 | 115,773 | -1,374 |
| | M | -87,570 | 89,899 | 2,329 | -9,161 | 8,923 | -238 | -3,358 | 3,434 | 77 | -9,708 | 9,649 | -58 | -109,796 | 111,905 | 2,109 |
| | J | -92,948 | 94,513 | 1,564 | -8,300 | 7,745 | -555 | -3,907 | 3,911 | 4 | -10,273 | 10,635 | 362 | -115,428 | 116,804 | 1,376 |
| | J | -78,712 | 77,158 | -1,553 | -13,559 | 13,730 | 171 | -4,938 | 4,511 | -426 | -13,162 | 12,985 | -176 | -110,370 | 108,385 | -1,985 |
| | A | -84,956 | 85,753 | 797 | -10,681 | 10,973 | 291 | -4,364 | 4,045 | -319 | -14,144 | 14,335 | 191 | -114,146 | 115,106 | 960 |
| | S | -80,198 | 80,282 | 84 | -10,161 | 10,236 | 75 | -2,788 | 2,796 | 8 | -14,398 | 14,052 | -347 | -107,545 | 107,366 | -179 |
| | O | -87,196 | 86,428 | -768 | -6,368 | 6,745 | 377 | -614 | 679 | 65 | -7,307 | 7,510 | 203 | -101,485 | 101,362 | -123 |

Table 14
Loans under Repurchase Agreements, Transactions with Non-residents in Assets and Liabilities - Concluded

Tableau 14
Prêts avec clauses de rachat¹ auprès des non-résidents, actifs et engagements - fin

| Period Période | Government of Canada Gouvernement du Canada | | | | | | Other Canadian Securities | | | Foreign Securities | | | Total | | | |
|---|--|---------------------|------------|-----------------|---------------------|----------|---------------------------------------|---------------------|--------|-------------------------------|---------------------|---------|-----------------|---------------------|------------|--------|
| | Bonds | | | Treasury Bills | | | Autres valeurs mobilières canadiennes | | | Valeurs mobilières étrangères | | | | | | |
| | Obligations | | | Bons du Trésor | | | | | | | | | | | | |
| | Sales Ventes | Purchases Achats | Net | Sales Ventes | Purchases Achats | Net | Sales Ventes | Purchases Achats | Net | Sales Ventes | Purchases Achats | Net | Sales Ventes | Purchases Achats | Net | |
| Liabilities - Passif | | | | | | | | | | | | | | | | |
| D No. | A | 60417 | 60418 | 60416 | 60420 | 60421 | 60419 | 60423 | 60424 | 60422 | 60426 | 60427 | 60425 | 60428 | 60429 | 60415 |
| | Q | 93817 | 93818 | 93816 | 93820 | 93821 | 93819 | 93823 | 93824 | 93822 | 93826 | 93827 | 93825 | 93828 | 93829 | 93815 |
| | M | 93917 | 93918 | 93916 | 93920 | 93921 | 93919 | 93923 | 93924 | 93922 | 93926 | 93927 | 93925 | 93928 | 93929 | 93915 |
| millions of dollars - millions de dollars | | | | | | | | | | | | | | | | |
| 1995 | | 494,998 | -496,237 | -1,239 | 20,990 | -21,457 | -468 | 2,831 | -2,698 | 133 | 24,868 | -25,059 | -192 | 543,687 | -545,452 | -1,765 |
| 1996 | | 609,631 | -607,714 | 1,918 | 27,955 | -27,653 | 302 | 1,798 | -1,741 | 57 | 94,759 | -92,948 | 1,811 | 734,142 | -730,055 | 4,088 |
| 1997 | | 1,098,201 | -1,094,328 | 3,873 | 109,134 | -107,258 | 1,876 | 2,407 | -3,291 | -884 | 79,890 | -81,283 | -1,392 | 1,289,632 | -1,286,159 | 3,473 |
| 1998 | | 1,102,789 | -1,102,977 | -188 | 143,910 | -144,306 | -396 | 2,020 | -3,295 | -1,275 | 81,845 | -82,178 | -333 | 1,330,564 | -1,332,756 | -2,192 |
| 1997 | III | 279,144 | -279,179 | -35 | 16,293 | -15,668 | 624 | 309 | -440 | -132 | 18,711 | -18,656 | 55 | 314,456 | -313,944 | 513 |
| | IV | 286,237 | -288,288 | -2,051 | 61,556 | -60,943 | 614 | 1,214 | -1,735 | -521 | 20,810 | -20,680 | 131 | 369,818 | -371,646 | -1,828 |
| 1998 | I | 281,244 | -281,107 | 137 | 90,309 | -90,177 | 132 | 504 | -703 | -199 | 24,804 | -24,282 | 523 | 396,861 | -396,269 | 592 |
| | II | 252,050 | -250,117 | 1,932 | 34,373 | -35,428 | -1,055 | 904 | -1,263 | -360 | 19,012 | -19,662 | -651 | 306,338 | -306,471 | -133 |
| | III | 342,276 | -342,356 | -81 | 16,424 | -16,119 | 305 | 424 | -810 | -386 | 14,521 | -14,508 | 13 | 373,645 | -373,793 | -148 |
| | IV | 227,220 | -229,396 | -2,176 | 2,804 | -2,582 | 222 | 189 | -519 | -331 | 23,508 | -23,725 | -218 | 253,720 | -256,222 | -2,503 |
| 1999 | I | 180,106 | -178,670 | 1,436 | 4,880 | -4,818 | 62 | 517 | -980 | -463 | 21,292 | -21,698 | -406 | 206,794 | -206,166 | 628 |
| | II | 134,766 | -137,820 | -3,054 | 4,929 | -4,656 | 273 | 3,923 | -3,923 | - | 24,561 | -24,363 | 198 | 168,178 | -170,762 | -2,584 |
| | III | 121,055 | -121,904 | -850 | 5,107 | -5,433 | -326 | 1,305 | -2,054 | -749 | 31,322 | -31,350 | -28 | 158,789 | -160,742 | -1,952 |
| 1997 | O | 94,537 | -93,059 | 1,478 | 11,162 | -11,003 | 159 | 156 | -394 | -239 | 6,186 | -5,845 | 341 | 112,040 | -110,301 | 1,739 |
| | N | 83,759 | -88,972 | -5,213 | 10,940 | -10,812 | 128 | 726 | -792 | -66 | 9,980 | -10,288 | -308 | 105,405 | -110,864 | -5,458 |
| | D | 107,941 | -106,257 | 1,684 | 39,454 | -39,128 | 326 | 332 | -549 | -217 | 4,644 | -4,547 | 98 | 152,372 | -150,481 | 1,891 |
| 1998 | J | 102,928 | -102,315 | 613 | 24,193 | -24,835 | -642 | 302 | -399 | -97 | 9,790 | -9,524 | 266 | 137,213 | -137,072 | 141 |
| | F | 85,771 | -88,437 | -2,667 | 28,403 | -26,850 | 1,553 | 51 | -123 | -73 | 9,079 | -8,627 | 452 | 123,304 | -124,038 | -734 |
| | M | 92,545 | -90,354 | 2,191 | 37,712 | -38,492 | -780 | 151 | -181 | -30 | 5,936 | -6,131 | -195 | 136,345 | -135,159 | 1,186 |
| | A | 77,604 | -77,243 | 360 | 15,924 | -16,522 | -599 | 361 | -468 | -107 | 6,806 | -7,257 | -451 | 100,694 | -101,491 | -797 |
| | M | 66,460 | -70,466 | -4,005 | 10,247 | -10,775 | -528 | 124 | -383 | -259 | 6,161 | -6,378 | -217 | 82,992 | -88,002 | -5,009 |
| | J | 107,986 | -102,408 | 5,578 | 8,202 | -8,131 | 71 | 419 | -412 | 7 | 6,045 | -6,027 | 17 | 122,651 | -116,979 | 5,673 |
| | J | 125,877 | -124,049 | 1,828 | 8,608 | -8,093 | 515 | 330 | -348 | -18 | 5,790 | -5,481 | 310 | 140,606 | -137,971 | 2,635 |
| | A | 115,144 | -114,372 | 772 | 6,407 | -6,648 | -241 | 43 | -183 | -141 | 4,884 | -5,180 | -296 | 126,478 | -126,384 | 95 |
| | S | 101,254 | -103,936 | -2,682 | 1,409 | -1,378 | 31 | 52 | -278 | -227 | 3,847 | -3,847 | -1 | 106,561 | -109,439 | -2,878 |
| | O | 88,645 | -88,278 | 366 | 674 | -664 | 10 | 103 | -117 | -14 | 7,868 | -7,855 | 14 | 97,290 | -96,914 | 376 |
| | N | 73,832 | -77,944 | -4,111 | 886 | -867 | 19 | 58 | -175 | -116 | 7,784 | -7,418 | 366 | 82,561 | -86,404 | -3,843 |
| | D | 64,743 | -63,174 | 1,569 | 1,244 | -1,051 | 193 | 27 | -227 | -200 | 7,856 | -8,453 | -597 | 73,870 | -72,905 | 964 |
| 1999 | J | 65,633 | -65,402 | 231 | 375 | -587 | -213 | 35 | -285 | -249 | 7,821 | -7,922 | -101 | 73,864 | -74,196 | -332 |
| | F | 49,055 | -51,476 | -2,421 | 2,410 | -2,333 | 76 | 76 | -82 | -5 | 9,184 | -9,209 | -25 | 60,725 | -63,100 | -2,375 |
| | M | 65,418 | -61,792 | 3,626 | 2,095 | -1,897 | 198 | 405 | -613 | -208 | 4,287 | -4,567 | -281 | 72,205 | -68,870 | 3,335 |
| | A | 54,063 | -55,683 | -1,620 | 2,522 | -2,335 | 188 | 1,361 | -1,361 | - | 5,481 | -4,886 | 595 | 63,426 | -64,264 | -837 |
| | M | 37,798 | -40,454 | -2,656 | 1,679 | -1,357 | 322 | 1,437 | -1,437 | - | 7,999 | -8,541 | -542 | 48,913 | -51,789 | -2,876 |
| | J | 42,905 | -41,683 | 1,222 | 727 | -964 | -237 | 1,125 | -1,125 | - | 11,081 | -10,936 | 145 | 55,838 | -54,709 | 1,130 |
| | J | 35,672 | -35,280 | 392 | 831 | -1,211 | -380 | 256 | -617 | -361 | 9,625 | -9,079 | 546 | 46,384 | -46,187 | 197 |
| | A | 35,397 | -36,590 | -1,192 | 1,334 | -1,282 | 52 | 523 | -915 | -391 | 11,610 | -11,604 | 6 | 48,865 | -50,390 | -1,525 |
| | S | 49,986 | -50,035 | -49 | 2,942 | -2,940 | 2 | 526 | -523 | 3 | 10,087 | -10,667 | -580 | 63,541 | -64,165 | -624 |
| | O | 56,907 | -54,445 | 2,462 | 940 | -944 | -4 | 452 | -504 | -52 | 4,864 | -5,167 | -303 | 63,163 | -61,060 | 2,103 |

Table 15
Portfolio Investment in Canadian Bonds, by Sector,
Period end Positions held by Non-residents

Tableau 15
Investissements de portefeuille en obligations canadiennes, par
secteur, positions de fin de période détenues par les non-résidents

| All Governments and their enterprises - Toutes les administrations publiques et leurs entreprises | | | | | | | | | | |
|---|----------------------------------|-------------|---------|--|-------------|---------|---------------------------------------|---------|--------------|---------|
| End of period | Federal Government | | | Provincial Governments | | | Municipal Governments | Total | Corporations | Total |
| | Administration publique fédérale | | | Administrations publiques provinciales | | | Administrations publiques municipales | | Sociétés | |
| En fin de période | Direct | Enterprises | Total | Direct | Enterprises | Total | | | | |
| | | Entreprises | | | Entreprises | | | | | |
| D No. A | 59372 | 59373 | 58295 | 59374 | 59375 | 58395 | 58495 | .. | 58595 | 58195 |
| Q | 59376 | 59377 | 59295 | 59378 | 59379 | 59395 | 59495 | .. | 59595 | 59195 |
| millions of dollars - millions de dollars | | | | | | | | | | |
| 1986 | 29,026 | 11,480 | 40,507 | 34,949 | 30,529 | 65,478 | 5,199 | 111,184 | 32,178 | 143,362 |
| 1987 | 31,029 | 12,149 | 43,178 | 36,929 | 29,483 | 66,411 | 5,197 | 114,786 | 37,269 | 152,055 |
| 1988 | 38,781 | 10,432 | 49,213 | 36,748 | 25,528 | 62,277 | 5,038 | 116,528 | 39,586 | 156,114 |
| 1989 | 48,895 | 9,655 | 58,550 | 36,094 | 25,059 | 61,152 | 4,802 | 124,505 | 45,438 | 169,943 |
| 1990 | 56,454 | 9,753 | 66,207 | 40,980 | 26,997 | 67,977 | 4,647 | 138,831 | 49,305 | 188,135 |
| 1991 | 64,159 | 9,508 | 73,667 | 53,712 | 32,308 | 86,020 | 4,695 | 164,382 | 51,173 | 215,555 |
| 1992 | 68,659 | 9,695 | 78,354 | 69,573 | 33,603 | 103,176 | 4,999 | 186,529 | 57,647 | 244,176 |
| 1993 | 77,491 | 11,320 | 88,810 | 89,972 | 35,730 | 125,703 | 5,396 | 219,909 | 64,231 | 284,140 |
| 1994 | 75,698 | 12,995 | 88,693 | 109,748 | 41,396 | 151,143 | 6,030 | 245,867 | 71,004 | 316,871 |
| 1995 | 87,572 | 11,077 | 98,649 | 114,976 | 39,940 | 154,916 | 5,645 | 259,209 | 82,454 | 341,664 |
| 1996 | 95,587 | 11,233 | 106,821 | 116,580 | 37,958 | 154,537 | 5,743 | 267,101 | 90,330 | 357,431 |
| 1997 | 91,426 | 11,919 | 103,344 | 114,216 | 35,757 | 149,973 | 5,255 | 258,572 | 112,807 | 371,378 |
| 1998 | 87,786 | 13,285 | 101,071 | 124,327 | 38,173 | 162,500 | 5,337 | 268,908 | 140,665 | 409,573 |
| 1994 | III 82,820 | 12,507 | 95,326 | 106,692 | 39,533 | 146,225 | 5,933 | 247,484 | 69,406 | 316,890 |
| | IV 75,698 | 12,995 | 88,693 | 109,748 | 41,396 | 151,143 | 6,030 | 245,867 | 71,004 | 316,871 |
| 1995 | I 73,663 | 12,551 | 86,214 | 117,734 | 42,377 | 160,111 | 6,123 | 252,448 | 74,898 | 327,346 |
| | II 81,527 | 12,335 | 93,862 | 115,597 | 40,909 | 156,506 | 5,799 | 256,166 | 76,151 | 332,317 |
| | III 86,826 | 12,038 | 98,864 | 113,579 | 39,747 | 153,326 | 5,574 | 257,764 | 77,585 | 335,349 |
| | IV 87,572 | 11,077 | 98,649 | 114,976 | 39,940 | 154,916 | 5,645 | 259,209 | 82,454 | 341,664 |
| 1996 | I 84,115 | 10,449 | 94,563 | 117,566 | 38,083 | 155,650 | 5,648 | 255,862 | 84,098 | 339,960 |
| | II 89,770 | 10,896 | 100,665 | 114,997 | 37,906 | 152,902 | 5,519 | 259,086 | 86,913 | 345,999 |
| | III 89,685 | 11,395 | 101,079 | 114,891 | 37,310 | 152,201 | 5,499 | 258,780 | 87,705 | 346,485 |
| | IV 95,587 | 11,233 | 106,821 | 116,580 | 37,958 | 154,537 | 5,743 | 267,101 | 90,330 | 357,431 |
| 1997 | I 91,456 | 11,217 | 102,673 | 116,414 | 37,990 | 154,404 | 5,424 | 262,501 | 95,555 | 358,056 |
| | II 93,546 | 12,522 | 106,068 | 115,991 | 37,478 | 153,470 | 5,178 | 264,715 | 99,900 | 364,616 |
| | III 96,823 | 12,232 | 109,055 | 116,876 | 36,787 | 153,663 | 5,157 | 267,875 | 103,744 | 371,619 |
| | IV 91,426 | 11,919 | 103,344 | 114,216 | 35,757 | 149,973 | 5,255 | 258,572 | 112,807 | 371,378 |
| 1998 | I 92,935 | 12,063 | 104,998 | 112,272 | 36,021 | 148,292 | 5,160 | 258,450 | 115,270 | 373,720 |
| | II 89,258 | 13,231 | 102,489 | 113,566 | 37,372 | 150,938 | 4,991 | 258,418 | 126,829 | 385,247 |
| | III 85,139 | 13,453 | 98,592 | 119,582 | 38,437 | 158,019 | 5,167 | 261,777 | 137,628 | 399,405 |
| | IV 87,786 | 13,285 | 101,071 | 124,327 | 38,173 | 162,500 | 5,337 | 268,908 | 140,665 | 409,573 |
| 1999 | I 85,280 | 14,432 | 99,712 | 119,567 | 34,802 | 154,369 | 4,918 | 258,999 | 141,420 | 400,419 |
| | II 85,388 | 15,788 | 101,176 | 113,895 | 32,753 | 146,648 | 4,736 | 252,560 | 142,336 | 394,896 |
| | III 85,381 | 14,568 | 99,949 | 114,681 | 32,675 | 147,356 | 4,711 | 252,016 | 145,036 | 397,052 |

Table 16
Portfolio Investment in Canadian Bonds, by
Geographical Area, Period end Positions held by
Non-residents

Tableau 16
Investissements de portefeuille en obligations canadiennes, par
zone géographique, positions de fin de période détenues par les
non-résidents

| End of period | United States | United Kingdom | Other EU | Japan | Other OECD | Other | Total | |
|---|---------------|----------------|--------------|--------------|--------------|--------------|--------------|---------|
| En fin de période | États-Unis | Royaume-Uni | Autres UE | Japon | Autres OCDE | Autres | | |
| <i>D No. A</i> | <i>65313</i> | <i>65413</i> | <i>65613</i> | <i>65713</i> | <i>65813</i> | <i>65913</i> | <i>65213</i> | |
| <i>Q</i> | <i>59772</i> | <i>59273</i> | <i>59473</i> | <i>59573</i> | <i>59673</i> | <i>59773</i> | <i>59999</i> | |
| millions of dollars - millions de dollars | | | | | | | | |
| 1986 | 49,268 | 7,082 | 26,458 | 28,999 | 27,662 | 3,892 | 143,362 | |
| 1987 | 47,041 | 7,030 | 26,507 | 35,985 | 30,970 | 4,522 | 152,055 | |
| 1988 | 45,148 | 8,086 | 26,561 | 39,482 | 29,962 | 6,876 | 156,114 | |
| 1989 | 47,847 | 10,728 | 28,207 | 43,153 | 29,971 | 10,037 | 169,943 | |
| 1990 | 58,452 | 14,558 | 28,234 | 44,063 | 32,286 | 10,542 | 188,135 | |
| 1991 | 68,088 | 21,502 | 33,165 | 45,047 | 33,290 | 14,462 | 215,555 | |
| 1992 | 89,664 | 19,247 | 35,444 | 50,269 | 32,797 | 16,755 | 244,176 | |
| 1993 | 115,927 | 26,371 | 41,315 | 47,906 | 33,811 | 18,810 | 284,140 | |
| 1994 | 132,430 | 27,449 | 49,104 | 45,455 | 37,192 | 25,241 | 316,871 | |
| 1995 | 147,463 | 33,172 | 49,697 | 44,221 | 38,434 | 28,677 | 341,664 | |
| 1996 | 166,261 | 34,893 | 48,929 | 45,933 | 33,363 | 28,052 | 357,431 | |
| 1997 | 181,068 | 33,848 | 49,051 | 45,728 | 31,774 | 29,909 | 371,378 | |
| 1998 | 196,739 | 36,985 | 60,304 | 45,699 | 35,072 | 34,773 | 409,573 | |
| 1994 | III | 131,434 | 28,887 | 48,347 | 45,251 | 36,296 | 26,676 | 316,890 |
| | IV | 132,430 | 27,449 | 49,104 | 45,455 | 37,192 | 25,241 | 316,871 |
| 1995 | I | 135,761 | 26,609 | 51,058 | 47,828 | 39,056 | 27,033 | 327,346 |
| | II | 139,250 | 30,638 | 50,359 | 46,078 | 38,292 | 27,699 | 332,317 |
| | III | 143,188 | 31,550 | 49,947 | 44,923 | 37,668 | 28,072 | 335,349 |
| | IV | 147,463 | 33,172 | 49,697 | 44,221 | 38,434 | 28,677 | 341,664 |
| 1996 | I | 150,760 | 31,008 | 49,741 | 42,187 | 37,378 | 28,884 | 339,960 |
| | II | 156,023 | 33,021 | 48,240 | 42,938 | 35,777 | 30,001 | 345,999 |
| | III | 158,667 | 30,735 | 49,086 | 44,144 | 35,161 | 28,691 | 346,485 |
| | IV | 166,261 | 34,893 | 48,929 | 45,933 | 33,363 | 28,052 | 357,431 |
| 1997 | I | 168,389 | 34,338 | 48,554 | 45,094 | 33,032 | 28,648 | 358,056 |
| | II | 170,156 | 36,837 | 47,962 | 46,808 | 33,668 | 29,185 | 364,616 |
| | III | 179,150 | 35,402 | 48,081 | 47,594 | 32,685 | 28,707 | 371,619 |
| | IV | 181,068 | 33,848 | 49,051 | 45,728 | 31,774 | 29,909 | 371,378 |
| 1998 | I | 181,502 | 31,934 | 51,513 | 44,158 | 32,309 | 32,304 | 373,720 |
| | II | 188,245 | 33,507 | 52,952 | 43,460 | 33,479 | 33,603 | 385,247 |
| | III | 192,157 | 35,086 | 58,870 | 43,435 | 35,086 | 34,771 | 399,405 |
| | IV | 196,739 | 36,985 | 60,304 | 45,699 | 35,072 | 34,773 | 409,573 |
| 1999 | I | 199,354 | 38,735 | 55,134 | 44,494 | 30,491 | 32,212 | 400,419 |
| | II | 199,390 | 38,795 | 52,629 | 43,123 | 29,250 | 31,709 | 394,896 |
| | III | 198,887 | 40,480 | 52,912 | 43,844 | 29,788 | 31,141 | 397,052 |

Table 17
Portfolio Investment in Canadian Money Market
Instruments, by Sector, Period end Positions held by
Non-residents

Tableau 17
Investissements de portefeuille en instruments du marché monétaire
canadien, par secteur, positions de fin de période détenues par les
non-résidents

| | | All Governments and their enterprises - Toutes les administrations publiques et leurs entreprises | | | | | | | | |
|---|----------|---|--------------|--|--------------|--------------|--------------|--------------|--------------|--------------|
| | | Federal Government | | Provincial Governments | | | | Corporations | Total | |
| End of period | | Administration publique fédérale | | Administrations publiques provinciales | | | Total | Sociétés | Total | |
| En fin de période | | Direct | Enterprises | Direct | Enterprises | Total | | | | |
| | | | Entreprises | | Entreprises | | | | | |
| <i>D No.</i> | <i>A</i> | <i>58987</i> | <i>58988</i> | <i>58986</i> | <i>58990</i> | <i>58991</i> | <i>58989</i> | .. | <i>58992</i> | <i>58985</i> |
| | <i>Q</i> | <i>59987</i> | <i>59988</i> | <i>59986</i> | <i>59990</i> | <i>59991</i> | <i>59989</i> | .. | <i>59992</i> | <i>59985</i> |
| millions of dollars - millions de dollars | | | | | | | | | | |
| 1986 | | 4,948 | 1,399 | 6,347 | 690 | 87 | 777 | 7,124 | 807 | 7,931 |
| 1987 | | 6,324 | 1,576 | 7,900 | 1,079 | 369 | 1,448 | 9,348 | 1,074 | 10,421 |
| 1988 | | 13,428 | 2,853 | 16,281 | 658 | 354 | 1,012 | 17,293 | 2,124 | 19,417 |
| 1989 | | 14,041 | 3,094 | 17,135 | 951 | 373 | 1,324 | 18,460 | 2,152 | 20,611 |
| 1990 | | 17,491 | 2,991 | 20,483 | 2,291 | 304 | 2,595 | 23,078 | 3,324 | 26,402 |
| 1991 | | 19,781 | 5,898 | 25,680 | 2,988 | 327 | 3,315 | 28,995 | 1,540 | 30,534 |
| 1992 | | 21,700 | 6,105 | 27,805 | 4,678 | 429 | 5,107 | 32,912 | 3,192 | 36,104 |
| 1993 | | 32,792 | 5,716 | 38,508 | 4,908 | 576 | 5,483 | 43,991 | 1,910 | 45,901 |
| 1994 | | 35,843 | 5,309 | 41,152 | 3,924 | 634 | 4,558 | 45,710 | 1,819 | 47,529 |
| 1995 | | 33,112 | 5,171 | 38,283 | 4,421 | 773 | 5,194 | 43,478 | 3,041 | 46,519 |
| 1996 | | 26,701 | 5,241 | 31,942 | 3,520 | 725 | 4,245 | 36,187 | 4,371 | 40,558 |
| 1997 | | 22,711 | 7,082 | 29,793 | 1,904 | 1,865 | 3,768 | 33,562 | 9,018 | 42,580 |
| 1998 | | 21,689 | 8,669 | 30,359 | 3,427 | 1,637 | 5,065 | 35,423 | 9,653 | 45,076 |
| 1994 | III | 33,251 | 4,923 | 38,175 | 3,905 | 822 | 4,727 | 42,902 | 1,229 | 44,131 |
| | IV | 35,843 | 5,309 | 41,152 | 3,924 | 634 | 4,558 | 45,710 | 1,819 | 47,529 |
| 1995 | I | 39,173 | 5,695 | 44,868 | 3,767 | 2,026 | 5,793 | 50,661 | 3,658 | 54,319 |
| | II | 35,246 | 5,437 | 40,683 | 4,984 | 1,966 | 6,950 | 47,633 | 3,401 | 51,035 |
| | III | 36,923 | 5,570 | 42,494 | 4,527 | 1,924 | 6,451 | 48,944 | 2,080 | 51,024 |
| | IV | 33,112 | 5,171 | 38,283 | 4,421 | 773 | 5,194 | 43,478 | 3,041 | 46,519 |
| 1996 | I | 37,715 | 6,178 | 43,893 | 3,977 | 2,203 | 6,180 | 50,073 | 3,768 | 53,841 |
| | II | 31,222 | 6,051 | 37,273 | 3,384 | 2,431 | 5,815 | 43,088 | 3,167 | 46,255 |
| | III | 31,398 | 5,821 | 37,219 | 3,456 | 2,101 | 5,557 | 42,776 | 3,733 | 46,509 |
| | IV | 26,701 | 5,241 | 31,942 | 3,520 | 725 | 4,245 | 36,187 | 4,371 | 40,558 |
| 1997 | I | 28,652 | 5,732 | 34,385 | 1,935 | 1,098 | 3,033 | 37,418 | 5,401 | 42,819 |
| | II | 22,208 | 5,664 | 27,872 | 2,409 | 1,476 | 3,885 | 31,757 | 5,843 | 37,600 |
| | III | 21,692 | 5,612 | 27,305 | 1,719 | 2,011 | 3,730 | 31,034 | 6,563 | 37,597 |
| | IV | 22,711 | 7,082 | 29,793 | 1,904 | 1,865 | 3,768 | 33,562 | 9,018 | 42,580 |
| 1998 | I | 22,362 | 7,155 | 29,517 | 2,476 | 2,070 | 4,546 | 34,063 | 10,041 | 44,104 |
| | II | 20,670 | 6,706 | 27,377 | 2,130 | 1,916 | 4,046 | 31,423 | 8,918 | 40,341 |
| | III | 22,733 | 7,496 | 30,229 | 2,944 | 1,792 | 4,736 | 34,965 | 8,654 | 43,619 |
| | IV | 21,689 | 8,669 | 30,359 | 3,427 | 1,637 | 5,065 | 35,423 | 9,653 | 45,076 |
| 1999 | I | 21,860 | 7,443 | 29,303 | 2,515 | 1,118 | 3,632 | 32,936 | 7,962 | 40,898 |
| | II | 19,938 | 6,877 | 26,815 | 2,513 | 1,049 | 3,562 | 30,377 | 6,571 | 36,948 |
| | III | 17,508 | 7,529 | 25,037 | 2,929 | 921 | 3,849 | 28,886 | 5,182 | 34,069 |

Table 18
Portfolio Investment in Canadian Money Market
Instruments, by Geographical Area, Period end
Positions held by Non-residents

Tableau 18
Investissements de portefeuille en instruments du marché monétaire
canadien, par zone géographique, positions de fin de période
détenues par les non-résidents

| End of period | United States | United Kingdom | Other EU | Japan | Other OECD | Other | Total | |
|---|---------------|----------------|--------------|--------------|--------------|--------------|--------------|--------|
| En fin de période | États-Unis | Royaume-Uni | Autres UE | Japon | Autres OCDE | Autres | | |
| <i>D No.</i> | <i>A</i> | <i>65316</i> | <i>65416</i> | <i>65616</i> | <i>65716</i> | <i>65816</i> | <i>65916</i> | |
| <i>Q</i> | <i>59296</i> | <i>59396</i> | <i>59496</i> | <i>59596</i> | <i>59696</i> | <i>59796</i> | <i>59196</i> | |
| millions of dollars - millions de dollars | | | | | | | | |
| 1986 | 4,503 | 101 | 274 | 66 | 898 | 2,090 | 7,931 | |
| 1987 | 5,507 | 432 | 270 | 78 | 1,163 | 2,972 | 10,421 | |
| 1988 | 8,079 | 1,525 | 1,497 | 395 | 2,299 | 5,622 | 19,417 | |
| 1989 | 7,787 | 1,693 | 1,447 | 1,214 | 2,232 | 6,237 | 20,611 | |
| 1990 | 10,286 | 1,586 | 2,242 | 900 | 3,977 | 7,411 | 26,402 | |
| 1991 | 11,090 | 4,617 | 1,675 | 2,068 | 4,055 | 7,031 | 30,534 | |
| 1992 | 18,789 | 4,420 | 1,661 | 733 | 2,684 | 7,817 | 36,104 | |
| 1993 | 21,515 | 5,773 | 2,558 | 361 | 4,132 | 11,561 | 45,901 | |
| 1994 | 19,398 | 8,525 | 2,040 | 217 | 5,885 | 11,465 | 47,529 | |
| 1995 | 18,240 | 9,778 | 2,334 | 10 | 5,071 | 11,085 | 46,519 | |
| 1996 | 20,680 | 4,819 | 2,437 | 651 | 3,484 | 8,487 | 40,558 | |
| 1997 | 23,176 | 4,700 | 4,143 | 124 | 4,403 | 6,035 | 42,580 | |
| 1998 | 23,538 | 5,989 | 4,348 | 118 | 4,908 | 6,174 | 45,076 | |
| 1994 | III | 17,787 | 6,500 | 3,899 | 81 | 4,324 | 11,539 | 44,131 |
| | IV | 19,398 | 8,525 | 2,040 | 217 | 5,885 | 11,465 | 47,529 |
| 1995 | I | 23,139 | 9,177 | 2,849 | 232 | 5,668 | 13,252 | 54,319 |
| | II | 19,310 | 8,935 | 3,154 | 120 | 4,919 | 14,597 | 51,035 |
| | III | 18,156 | 10,200 | 3,200 | 166 | 5,207 | 14,095 | 51,024 |
| | IV | 18,240 | 9,778 | 2,334 | 10 | 5,071 | 11,085 | 46,519 |
| 1996 | I | 23,605 | 11,528 | 3,294 | 152 | 5,414 | 9,847 | 53,841 |
| | II | 19,447 | 9,782 | 2,657 | 533 | 5,050 | 8,785 | 46,255 |
| | III | 21,231 | 8,103 | 2,780 | 564 | 4,419 | 9,412 | 46,509 |
| | IV | 20,680 | 4,819 | 2,437 | 651 | 3,484 | 8,487 | 40,558 |
| 1997 | I | 21,693 | 4,221 | 3,955 | 618 | 4,245 | 8,088 | 42,819 |
| | II | 19,593 | 3,762 | 3,470 | 336 | 3,695 | 6,745 | 37,600 |
| | III | 19,536 | 4,604 | 3,773 | 229 | 3,159 | 6,297 | 37,597 |
| | IV | 23,176 | 4,700 | 4,143 | 124 | 4,403 | 6,035 | 42,580 |
| 1998 | I | 20,740 | 6,520 | 4,664 | 102 | 5,940 | 6,138 | 44,104 |
| | II | 20,055 | 5,388 | 4,516 | 153 | 3,936 | 6,294 | 40,341 |
| | III | 23,580 | 4,864 | 4,164 | 137 | 4,048 | 6,826 | 43,619 |
| | IV | 23,538 | 5,989 | 4,348 | 118 | 4,908 | 6,174 | 45,076 |
| 1999 | I | 21,109 | 5,117 | 3,879 | 9 | 4,408 | 6,376 | 40,898 |
| | II | 20,181 | 4,550 | 3,393 | 24 | 3,753 | 5,048 | 36,948 |
| | III | 18,616 | 4,543 | 3,539 | 57 | 3,699 | 3,616 | 34,069 |

Table 19
Selected Stock Prices and Capital Market Yields**Tableau 19**
Certains rendements du cours des actions et du marché des capitaux

| | | Stocks prices | | Selected capital market yields | | |
|---------|---|---|--|---|--|---|
| | | Cours des actions | | Certains rendements du marché des capitaux | | |
| | | Canada | United States | Long-term | | |
| | | | États-Unis | Long terme | | |
| Period | | Toronto Stock Exchange Composite 300 1975 = 1,000 | Standard and Poor's Composite 500 1941 - 43 = 10 | Canadian industrials average ⁽¹⁾ | Government of Canada average ⁽²⁾ | United States government average ⁽³⁾ |
| Période | | Indice composite 300 de la Bourse de Toronto 1975 = 1,000 | Indice composite 500 de Standard and Poor's 1941 - 43 = 10 | Moyenne des valeurs industrielles canadiennes ⁽¹⁾ | Moyenne du gouvernement du Canada ⁽²⁾ | Moyenne du gouvernement des États-Unis ⁽³⁾ |
| 1995 | O | 4,459.2 | 581.5 | 8.20 | 8.28 | 6.32 |
| | N | 4,661.2 | 605.4 | 7.46 | 7.63 | 6.21 |
| | D | 4,713.5 | 615.9 | 7.33 | 7.63 | 6.01 |
| 1996 | J | 4,968.4 | 636.0 | 7.13 | 7.64 | 6.03 |
| | F | 4,933.7 | 640.4 | 7.65 | 8.08 | 6.46 |
| | M | 4,970.8 | 645.5 | 7.72 | 8.14 | 6.68 |
| | A | 5,146.5 | 654.2 | 7.82 | 8.26 | 6.81 |
| | M | 5,246.4 | 669.1 | 7.75 | 8.09 | 6.94 |
| | J | 5,044.1 | 670.6 | 7.75 | 8.17 | 7.04 |
| | J | 4,929.2 | 640.0 | 7.57 | 8.06 | 6.97 |
| | A | 5,143.4 | 652.0 | 7.26 | 7.83 | 6.98 |
| | S | 5,291.1 | 687.3 | 7.00 | 7.75 | 6.93 |
| | O | 5,598.8 | 705.3 | 6.37 | 7.12 | 6.69 |
| | N | 6,016.7 | 757.0 | 5.95 | 6.75 | 6.43 |
| | D | 5,927.0 | 740.7 | 6.33 | 7.09 | 6.58 |
| 1997 | J | 6,109.5 | 786.2 | 6.59 | 7.38 | 6.90 |
| | F | 6,157.8 | 790.8 | 6.32 | 7.08 | 6.79 |
| | M | 5,850.2 | 757.1 | 6.59 | 7.24 | 6.99 |
| | A | 5,976.6 | 801.3 | 6.66 | 7.18 | 6.94 |
| | M | 6,382.1 | 848.3 | 6.60 | 7.15 | 7.02 |
| | J | 6,437.7 | 885.1 | 6.09 | 6.73 | 6.74 |
| | J | 6,877.7 | 954.3 | 5.85 | 6.32 | 6.32 |
| | A | 6,611.8 | 899.5 | 6.06 | 6.63 | 6.65 |
| | S | 7,040.2 | 947.3 | 5.81 | 6.26 | 6.32 |
| | O | 6,842.4 | 914.6 | 5.77 | 6.05 | 6.21 |
| | N | 6,512.8 | 955.4 | 5.92 | 5.96 | 6.05 |
| | D | 6,699.4 | 970.4 | 6.11 | 5.95 | 5.92 |
| 1998 | J | 6,700.2 | 980.3 | 5.92 | 5.81 | 5.94 |
| | F | 7,092.5 | 1,049.3 | 6.00 | 5.78 | 5.93 |
| | M | 7,558.5 | 1,101.8 | 5.84 | 5.70 | 5.94 |
| | A | 7,665.0 | 1,111.8 | 6.01 | 5.76 | 6.08 |
| | M | 7,589.8 | 1,090.8 | 5.86 | 5.61 | 5.83 |
| | J | 7,366.9 | 1,133.8 | 5.94 | 5.52 | 5.66 |
| | J | 6,931.4 | 1,120.5 | 6.07 | 5.61 | 5.77 |
| | A | 5,530.7 | 957.3 | 6.41 | 5.83 | 5.44 |
| | S | 5,614.1 | 1,017.0 | 5.89 | 5.32 | 4.98 |
| | O | 6,208.3 | 1,098.7 | 5.91 | 5.45 | 5.13 |
| | N | 6,343.9 | 1,164.3 | 5.98 | 5.47 | 5.19 |
| | D | 6,485.9 | 1,229.2 | 5.77 | 5.23 | 5.09 |
| 1999 | J | 6,729.3 | 1,279.6 | 5.76 | 5.23 | 5.14 |
| | F | 6,312.7 | 1,238.3 | 6.06 | 5.43 | 5.51 |
| | M | 6,597.8 | 1,286.6 | 5.83 | 5.36 | 5.63 |
| | A | 7,014.7 | 1,335.2 | 5.89 | 5.41 | 5.58 |
| | M | 6,841.8 | 1,301.7 | 6.21 | 5.58 | 5.80 |
| | J | 7,010.1 | 1,372.7 | 6.28 | 5.63 | 5.98 |
| | J | 7,081.0 | 1,328.7 | 6.44 | 5.74 | 6.01 |
| | A | 6,970.8 | 1,320.4 | 6.36 | 5.68 | 5.87 |
| | S | 6,957.7 | 1,282.7 | 6.54 | 5.91 | 6.13 |
| | O | 7,256.2 | 1,362.9 | 6.99 | 6.36 | 6.33 |

(1) Last business day. Weighted mid-term bond index based on forty bonds covering a 5 to 15 year spectrum. McLeod, Young, Weir and Company Limited. - Dernier jour ouvrable du mois. L'indice pondéré des obligations à moyen terme est basé sur 40 obligations avec échéances comprises entre 5 et 15 ans. McLeod, Young, Weir and Company Limited.

(2) Mid-market closing prices for last Wednesday of direct issues due or callable in 10 years or more. - Prix de clôture du marché pour le dernier mercredi du mois des émissions directes venant à échéance ou remboursables dans 10 ans ou plus.

(3) Daily average for last week of issues due or callable in 10 years or more. United States Federal Reserve Bulletin. - Moyenne quotidienne de la semaine précédente des émissions venant à échéance ou remboursables dans 10 ans ou plus. United States Federal Reserve Bulletin.

Source: Bank of Canada, except as indicated. / Banque du Canada, sauf indication contraire.

Table 19
Selected Stock Prices and Capital Market Yields -
 Concluded

Tableau 19
Certains rendements du cours des actions et du marché des
capitaux - fin

| | | Selected capital market yields | | | | | | Forward premium (+) or discount (-) United-States dollar in Canada 3 month ⁽⁸⁾ |
|---------|---|---|------------------------------|-------------------------|------------------------------|----------------------------|---|---|
| | | Certains rendements du marché des capitaux | | | | | | |
| | | Short-term | | | | | | |
| | | Court terme | | | | | | |
| Period | | Finance company paper 3 month | Commercial paper 3 month | Treasury bills 3 month | | Eurodollars ⁽⁴⁾ | Déport (+) ou report (-) à terme du dollar États-Unis au Canada à 3 mois ⁽⁸⁾ | |
| Période | | Effets des sociétés de financement à 3 mois | Effets de commerce à 3 mois | Bons du trésor à 3 mois | | | | |
| | | Canadian ⁽⁴⁾ | United States ⁽⁵⁾ | Canadian ⁽⁶⁾ | United States ⁽⁷⁾ | | | |
| | | Canadien ⁽⁴⁾ | États-Unis ⁽⁵⁾ | Canadien ⁽⁶⁾ | États-Unis ⁽⁷⁾ | | | |
| 1995 | O | 7.57 | 5.85 | 7.16 | 5.38 | 5.99 | 1.48 | |
| | N | 5.95 | 5.76 | 5.83 | 5.48 | 5.89 | 0.12 | |
| | D | 5.67 | 5.60 | 5.54 | 5.05 | 5.73 | - | |
| 1996 | J | 5.23 | 5.32 | 5.12 | 5.16 | 5.39 | -0.09 | |
| | F | 5.30 | 5.21 | 5.21 | 4.99 | 5.32 | 0.06 | |
| | M | 5.11 | 5.41 | 5.02 | 5.12 | 5.48 | -0.33 | |
| | A | 4.83 | 5.44 | 4.78 | 5.10 | 5.51 | -0.59 | |
| | M | 4.77 | 5.42 | 4.68 | 5.16 | 5.54 | -0.68 | |
| | J | 4.83 | 5.53 | 4.70 | 5.24 | 5.61 | -0.78 | |
| | J | 4.59 | 5.58 | 4.39 | 5.34 | 5.73 | -1.03 | |
| | A | 4.15 | 5.45 | 4.02 | 5.21 | 5.58 | -1.37 | |
| | S | 4.01 | 5.52 | 3.86 | 5.32 | 5.61 | -1.57 | |
| | O | 3.30 | 5.47 | 3.17 | 5.18 | 5.58 | -2.21 | |
| | N | 2.92 | 5.45 | 2.73 | 5.16 | 5.58 | -2.56 | |
| | D | 3.13 | 5.55 | 2.85 | 5.05 | 5.64 | -2.44 | |
| 1997 | J | 3.15 | 5.47 | 2.87 | 5.20 | 5.61 | -2.35 | |
| | F | 3.12 | 5.45 | 2.91 | 5.14 | 5.58 | -2.31 | |
| | M | 3.28 | 5.73 | 3.14 | 5.41 | 5.83 | -2.57 | |
| | A | 3.44 | 5.81 | 3.14 | 5.36 | 5.89 | -2.44 | |
| | M | 3.27 | 5.73 | 2.99 | 5.16 | 5.83 | -2.55 | |
| | J | 3.27 | 5.74 | 2.86 | 5.07 | 5.83 | -2.56 | |
| | J | 3.67 | 5.63 | 3.29 | 5.26 | 5.77 | -2.08 | |
| | A | 3.63 | 5.65 | 3.11 | 5.14 | 5.80 | -2.13 | |
| | S | 3.64 | 5.67 | 2.86 | 5.03 | 5.77 | -2.13 | |
| | O | 3.91 | 5.74 | 3.59 | 5.10 | 5.80 | -1.88 | |
| | N | 4.14 | 5.86 | 3.67 | 5.28 | 5.96 | -1.76 | |
| | D | 4.80 | 5.97 | 3.99 | 5.43 | 5.83 | -1.08 | |
| 1998 | J | 4.56 | 5.46 | 4.10 | 5.14 | 5.77 | -1.08 | |
| | F | 4.96 | 5.50 | 4.57 | 5.21 | 5.77 | -0.71 | |
| | M | 4.84 | 5.53 | 4.59 | 5.10 | 5.77 | -0.92 | |
| | A | 5.04 | 5.57 | 4.85 | 5.01 | 5.80 | -0.68 | |
| | M | 5.04 | 5.57 | 4.75 | 5.09 | 5.80 | -0.64 | |
| | J | 5.06 | 5.58 | 4.87 | 5.06 | 5.77 | -0.63 | |
| | J | 5.14 | 5.58 | 4.94 | 4.99 | 5.83 | -0.54 | |
| | A | 5.22 | 5.55 | 4.91 | 4.99 | 5.83 | -0.36 | |
| | S | 5.38 | 5.19 | 4.91 | 4.49 | 5.54 | 0.05 | |
| | O | 5.22 | 5.03 | 4.71 | 4.13 | 5.45 | - | |
| | N | 5.09 | 5.07 | 4.78 | 4.51 | 5.48 | -0.18 | |
| | D | 5.02 | 4.93 | 4.66 | 4.58 | 5.29 | -0.18 | |
| 1999 | J | 5.01 | 4.82 | 4.68 | 4.37 | 5.20 | 0.05 | |
| | F | 5.04 | 4.88 | 4.87 | 4.59 | 5.26 | 0.05 | |
| | M | 4.85 | 4.89 | 4.63 | 4.44 | 5.16 | -0.13 | |
| | A | 4.80 | 4.85 | 4.60 | 4.40 | 5.04 | -0.19 | |
| | M | 4.71 | 4.90 | 4.48 | 4.56 | 5.10 | -0.28 | |
| | J | 4.86 | 5.24 | 4.56 | 4.82 | 5.35 | -0.58 | |
| | J | 4.91 | 5.17 | 4.71 | 4.60 | 5.39 | -0.43 | |
| | A | 4.87 | 5.37 | 4.68 | 4.92 | 5.54 | -0.62 | |
| | S | 4.83 | 5.36 | 4.66 | 4.79 | 5.99 | -0.77 | |
| | O | 5.05 | 5.98 | 4.87 | 5.07 | 6.15 | -0.99 | |

(4) Last Wednesday. - Dernier mercredi du mois.

(5) Last Wednesday. Adjusted to 365-day true yield basis from 360-day basis. - Dernier mercredi du mois. Ajustement sur la base d'un rendement réel de 365 jours à partir d'un escompte de 360 jours.

(6) Average of rates of Thursday tender following the last Wednesday. - Moyenne des offres le jeudi suivant le dernier mercredi du mois.

(7) Average of rates at Monday tender nearest last Wednesday. Adjusted to 365-day true yield basis from 360-day discount basis. - Moyenne des offres le lundi suivant immédiatement le dernier mercredi du mois. Ajustement sur la base d'un rendement réel de 365 jours à partir d'un escompte de 360 jours.

(8) Expressed as annual yield. Last Wednesday. - Rendement annuel. Dernier mercredi du mois.

Source: Bank of Canada, except as indicated. - Banque du Canada, sauf indication contraire.

FOR FURTHER READINGSelected Publications
from Statistics Canada**LECTURES SUGGÉRÉES**Choisies parmi les publications
de Statistique Canada

| | <i>Catalogue</i> | |
|---|-------------------|---|
| Canada's Balance of International Payments⁽¹⁾, Quarterly, Bilingual | 67-001-XPB | Balance des paiements internationaux du Canada⁽¹⁾, Trimestriel, Bilingue |
| Canada's International Transactions in Securities, Monthly, Bilingual | 67-002-XPB | Opérations internationales du Canada en valeurs mobilières, Mensuel, Bilingue |
| Canada's International Investment Position, 1997, Annual, Bilingual | 67-202-XPB | Bilan des investissements internationaux du Canada, 1997, Annuel, Bilingue |
| Canada's International Transactions in Services, 1961 to 1996⁽²⁾, Annual, Bilingual | 67-203-XPB | Les transactions internationales de services du Canada, 1961 à 1996⁽²⁾, Annuel, Bilingue |
| The Canadian Balance of International Payments and International Investment Position - A Description of Sources and Methods, Occasional, English | 67-506-XPB | La balance des paiements et le bilan des investissements internationaux du Canada- Description des sources et des méthodes, Hors série, Français |
| Canada's Balance of International Payments, Historical Statistics 1926 to 1990⁽¹⁾, Occasional, Bilingual | 67-508-XPB | Balance des paiements internationaux du Canada, Données historiques 1926 à 1990⁽¹⁾, Hors série, Bilingue |
| Canadian Economic Observer, Monthly, Bilingual | 11-010-XPB | L'observateur économique canadien, Mensuel, Bilingue |

(1) Starting with 1992, the first quarter editions of 67-001-XPB contain the update to the data published in 67-508-XPB.

(2) Published as an annual since the 1986 and 1987 issue.

(1) À partir de 1992, les éditions du premier trimestre du no. 67-001-XPB incluent la mise à jour des données publiées au no. 67-508-XPB au catalogue.

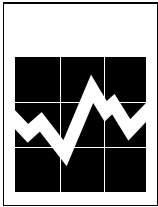
(2) Publiée comme annuel depuis le numéro de 1986 et 1987.

To order a publication you may telephone 1-613-951-7277 or use facsimile number 1-613-951-1584.

For toll free in Canada only, telephone 1-800-267-6677. When ordering by telephone or facsimile, a written confirmation is not required.

Pour obtenir une publication, veuillez téléphoner au 1-613-951-7277 ou utiliser le numéro du télécopieur 1-613-951-1584.

Pour appeler sans frais au Canada, composez le 1-800-267-6677. Il n'est pas nécessaire de nous faire parvenir une confirmation pour une commande faite par téléphone ou télécopieur.



Balance of Payments
and Financial Flows Division
**List of Published
Research Papers**

Division de la balance des paiements
et des flux financiers
**Liste des documents
de recherche publiés**

| | <u>Published Publié</u> | <u>Catalogue</u> | |
|---|-----------------------------|------------------|--|
| 1. <i>Non-corporate Foreign Investment in Canadian Real Estate, 1977-1980 (Teresa M. Omiecinski)</i> | 1983 | 67F0001MPB97001 | 1. <i>Investissements étrangers, autres que des sociétés, dans l'immobilier au Canada, 1977-1980 (Teresa M. Omiecinski)</i> |
| 2. <i>Foreign Investment in the Canadian Bond Market, 1978 to 1990 (Lucie Laliberté)</i> | 1990 | 67F0001MPB97002 | 2. <i>Les placements étrangers sur le marché obligataire canadien, 1978-1990 (Lucie Laliberté)</i> |
| 3. <i>Characteristics of Canadian Importing Firms, 1978-1986 (Barry Mersereau)</i> | 1992 | 67F0001MPB97003 | 3. <i>Les caractéristiques des firmes importatrices canadiennes, 1978-1986 (Barry Mersereau)</i> |
| 4. <i>The Statistical Discrepancy in Canada's Balance of Payments, 1962-1991 (Fred Barzyk and Lucie Laliberté)</i> | 1992 | 67F0001MPB97004 | 4. <i>La divergence statistique dans la balance des paiements du Canada, 1962-1991 (Fred Barzyk et Lucie Laliberté)</i> |
| 5. <i>Canada's Public Debt Held by Non-Residents: Historical Perspectives, 1926-1992 (Lucie Laliberté, Christian Lajule and Diane Thibault)</i> | 1993 | 67F0001MPB97005 | 5. <i>La dette publique du Canada détenue par les non-résidents: perspectives historiques, 1926-1992 (Lucie Laliberté, Christian Lajule et Diane Thibault)</i> |
| 6. <i>Globalisation and Canada's International Investment Position, 1950-1992, (Lucie Laliberté)</i> | 1993 | 67F0001MPB97006 | 6. <i>La mondialisation et le bilan des investissements internationaux du Canada, 1950-1992 (Lucie Laliberté)</i> |
| 7. <i>The Foreign Investment of Canadian Trusteed Pension Funds, 1970-1992 (Jean-Pierre Corbeil and Thomas Dufour)</i> | 1993 | 67F0001MPB97007 | 7. <i>Les placements étrangers des caisses de retraite en fiducie du Canada, 1970-1992 (Jean- Pierre Corbeil and Thomas Dufour)</i> |
| 8. <i>Recent Trends in Canadian Direct Investment Abroad - The Rise of Canadian Multinationals, 1969-1992 (Frank Chow)</i> | 1993 | 67F0001MPB97008 | 8. <i>Tendances récentes des investissements directs canadiens à l'étranger - l'essor des multinationales canadiennes, 1969-1992 (Frank Chow)</i> |
| 9. <i>Direct Investment Profits - in Canada and Abroad, 1983-1993 (Diane Thibault and Emmanuel Manolikakis)</i> | 1994 | 67F0001MPB97009 | 9. <i>Les bénéfices au titre des investissements directs, au Canada et à l'étranger, 1983-1993 (Diane Thibault et Emmanuel Manolikakis)</i> |
| 10. <i>Development of the Balance of Payments nomenclature (Gerard Meagher)</i> | 1996 | 67F0001MPB97010 | 10. <i>Le développement de la nomenclature de la balance des paiements (Gerard Meagher)</i> |

...2/



| | <u>Published Publié</u> | <u>Catalogue</u> | |
|---|------------------------------------|-------------------------|--|
| 11. <i>Reconciliation of the Canada-United States Current Account, 1994 and 1995 (Lucie Laliberté and Anthony J. DiLullo)</i> | 1996 | 67F0001MPB97011 | 11. <i>Rapprochement du compte courant du Canada et des États-Unis, 1994 et 1995 (Lucie Laliberté et Anthony J. DiLullo)</i> |
| 12. <i>Measurement of Foreign Portfolio Investment in Canadian Bonds (Lucie Laliberté and Réjean Tremblay)</i> | 1996 | 67F0001MPB97012 | 12. <i>La mesure des placements de portefeuille étrangers en obligations canadiennes (Lucie Laliberté et Réjean Tremblay)</i> |
| 13. <i>Implementation in Canada of the International Standards for Service Trade - On With the Fifth (Hugh Henderson)</i> | 1996 | 67F0001MPB97013 | 13. <i>L'application au Canada des normes 1996 internationales régissant les données du commerce international en services - Cinquième édition: Le coup d'envoi (Hugh Henderson)</i> |
| 14. <i>Repo transactions between residents of Canada and non-residents, 1991-1995 (Éric Boulay)</i> | 1997 | 67F0001MPB97014 | 14. <i>Les opérations de pension entre résidents 1997 canadiens et non-résidents, 1991-1995 (Éric Boulay)</i> |
| 15. <i>Canada's International Legal Services, 1995-1996 (Colleen Cardillo)</i> | 1997 | 67F0001MPB97015 | 15. <i>Services juridiques au niveau international du Canada, 1995-1996 (Colleen Cardillo)</i> |
| 16. <i>Canada's International Management Consulting, 1990-1996 (Willa Rea)</i> | 1997 | 67F0001MPB97016 | 16. <i>Services de conseil en gestion au niveau international du Canada, 1990-1996 (Willa Rea)</i> |
| 17. <i>Canada's Implementation of BPM-5, 1997</i> | 1997 | 67F0001MPB97017 | 17. <i>La mise en place au Canada du BPM-5, 1997</i> |
| 18. <i>Reconciliation of the Canada-United States Current Account, 1996 and 1997 (Anthony J. DiLullo and Hugh Henderson)</i> | 1999 | 67F0001MPB99018 | 18. <i>Rapprochement du compte courant du Canada et des États-Unis, 1996 et 1997 (Anthony J. DiLullo et Hugh Henderson)</i> |
| 19. <i>Issues in Provincializing Foreign Direct Investment (Rosemary Bender)</i> | 1999 | 67F0001MPB99019 | 19. <i>Enjeux de la provincialisation des investissements directs étrangers (Rosemary Bender)</i> |

How to Order Research Papers

By phone: (613) 951-1855
By fax: (613) 951-9031
By Mail: Statistics Canada
 Balance of Payments
 and Financial Flows Division
 Ottawa, Ontario
 K1A 0T6

You can order our Research Papers for a fee of \$5.00 per copy or \$10.00 for 1999 issues.

These papers are posted on our Web site at:

<http://www.statcan.ca/english/research/other8.htm>

Pour commander les documents de recherche

Par téléphone: (613) 951-1855
Par télécopieur: (613) 951-9031
Par courrier: Statistique Canada
 Division de la balance des paiements
 et des flux financiers
 Ottawa (Ontario)
 K1A 0T6

Vous pouvez vous procurer nos documents de recherche pour 5,00 \$ / la copie ou 10,00\$ / la copie pour ceux de 1999.

Ces documents sont affichés sur notre site Web à:

http://www.statcan.ca/francais/research/other8_f.htm



Retain for future reference

Conserver pour référence

Balance of Payments and Financial Flows Division List of Publications

Division de la balance des paiements et des flux financiers Liste des publications

Canada's Balance of International Payments

(the First quarter 1997 issue provides comprehensive historical coverage from 1926 to 1996) - presents Canada's economic transactions with non-residents under two main accounts: the current account which covers goods, services, investment income and current transfers; and the capital and finance account which covers capital transfers as well as both borrowings from and investments in foreign countries. The transactions are presented quarterly and annually with six broad geographical areas.

67-001-XPB Balance des paiements internationaux du Canada

(l'édition du premier trimestre de 1997 contient des données détaillées historiques de 1926 à 1996) - présente les transactions du Canada avec les non-résidents regroupées sous le compte courant (biens, services, revenus de placement et les transferts); et le compte de capital et financier (les emprunts et placements à l'étranger). Les transactions sont présentées trimestriellement et annuellement pour six grandes régions géographiques.

Canada's International Transactions in Securities

presents Canada's portfolio transactions in Canadian and foreign bonds and stocks and in Canadian money market securities with non-residents. New issues, retirements and trade in outstanding securities are covered as well as repurchase agreements. Monthly gross and net transactions are presented geographically according to six broad geographical areas.

67-002-XPB Opérations internationales du Canada en valeurs mobilières

présente les transactions du Canada en obligations et actions canadiennes et étrangères et en instruments du marché monétaire canadien avec les non-résidents. Les nouvelles émissions, les remboursements et le commerce en circulation des valeurs mobilières sont présentés ainsi que les prises et cessions en pension. Les données mensuelles sur les transactions brutes et nettes sont présentées avec une répartition géographique de six grandes régions.

Canada's International Investment Position

(the 1996 issue provides comprehensive historical data from 1926 to 1996) - presents Canada's asset position with and liability position to non-residents, including a detailed breakdown by claims (direct investment by country, portfolio, etc.) and by six broad geographical areas. The data include the foreign holding of Canada's public debt.

67-202-XPB Bilan des investissements internationaux du Canada

(l'édition de 1996 contient des données détaillées historiques de 1926 à 1996) - présente la position de l'actif du Canada et la position du passif envers les non-résidents par composantes (investissement direct par pays, de portefeuille, etc.) et par six grandes régions géographiques. Les données contiennent aussi les avoirs étrangers de la dette publique au Canada.

Canada's International Transactions in Services

presents Canada's annual service transactions with non-residents. Travel, transportation, commercial services and government services which are presented by three broad geographical areas: United States, European Union and other countries. Commercial services are further categorized by industry; country of control (Canada, United States, Other); whether the service is with foreign affiliated companies or non-affiliates; and with a detailed country breakdown for commercial services.

67-203-XPB Transactions internationales de services du Canada

présente les transactions internationales de services, en quatre grands agrégats soit les voyages, le transport, les services commerciaux et les transactions gouvernementales. Ces diverses catégories sont ventilées selon la zone géographique (États-Unis, Union Européenne (UE), et tous les autres pays); l'industrie; le pays de contrôle (Canada, États-Unis et autres); selon que la transaction ait lieu ou non avec une affiliée étrangère; ainsi qu'un bris par pays des services commerciaux.

How to Order

By phone: (613) 951-7277 or 1 800 267-6677
By fax: (613) 951-1584 or 1 800-889-9734
By Internet: order@statcan.ca.
By Mail: Statistics Canada
 Operations and Integration Division
 Circulation Management
 Ottawa, Ontario
 K1A 0T6

Pour commander

Par téléphone: (613) 951-7277 ou 1 800 267-6677
Par télécopieur: (613) 951-1584 ou 1 800 889-9734
Via l'Internet: order@statcan.ca.
Par courrier: Statistique Canada
 Division des opérations et de l'intégration
 Gestion de la circulation
 Ottawa (Ontario)
 K1A 0T6

| Catalogue no./ N° du catalogue | Frequency/ Périodicité | By issue / Chaque exemplaire | | | Annual Subscription/ Abonnement annuel | | |
|-----------------------------------|---------------------------|------------------------------|--|--------------|---|--|--------------|
| | | Canada | Outside Canada US \$ / Extérieur du Canada \$ US | Via Internet | Canada | Outside Canada US \$ / Extérieur du Canada \$ US | Via Internet |
| 67-001-XPB | Quarterly/Trimestriel | \$38.00 | \$38.00 | \$29.00 | \$124.00 | \$124.00 | \$93.00 |
| 67-002-XPB | Monthly/Mensuel | \$18.00 | \$18.00 | \$14.00 | \$176.00 | \$176.00 | \$132.00 |
| 67-202-XPB | Annual/Annuel | \$52.00 | \$52.00 | \$39.00 | \$52.00 | \$52.00 | \$39.00 |
| 67-203-XPB | Annual/Annuel | \$40.00 | \$40.00 | \$30.00 | \$40.00 | \$40.00 | \$30.00 |

INTERNET ADDRESS FOR PUBLICATIONS: <http://www.statcan.ca/cgi-bin/downpub/feepub.cgi>