

American eel abundance indicators in the southern Gulf of St. Lawrence

David K. Cairns^a, Dacia L. Omilusik^a, Paul H. Leblanc^b, E. Gary Atkinson^{c,d},
David S. Moore^c, and Noella McDonald^c

^aDepartment of Fisheries and Oceans
Box 1236, Charlottetown
Prince Edward Island C1A 7M8
cairnsd@dfo-mpo.gc.ca

^bDepartment of Fisheries and Oceans
Box 1006, Dartmouth
Nova Scotia B2Y 4A2

^cDepartment of Fisheries and Oceans
Box 5030, Moncton
New Brunswick E1C 9B6

^dDeceased

March 2007

Canadian Data Report of Fisheries
and Aquatic Sciences 1192

Canadian Data Report of Fisheries and Aquatic Sciences 1192

March 2007

American eel abundance indicators in the southern Gulf of St. Lawrence

David K. Cairns^a, Dacia L. Omilusik^a, Paul H. Leblanc^b,
E. Gary Atkinson^{c,d}, David S. Moore^c, and Noella McDonald^c

^aDepartment of Fisheries and Oceans
Box 1236, Charlottetown
Prince Edward Island C1A 7M8
cairnsd@dfo-mpo.gc.ca

^bDepartment of Fisheries and Oceans
Box 1006, Dartmouth
Nova Scotia B2Y 4A2
leblanpc@mar.dfo-mpo.gc.ca

^cDepartment of Fisheries and Oceans
Box 5030, Moncton
New Brunswick E1C 9B6
atkinsong@dfo-mpo.gc.ca, moored@dfo-mpo.gc.ca

^dDeceased

© Minister of Public Works and Government Services 2007
Cat. No. Fs97-13/1192E-PDF ISSN 0706-6465

Correct citation for this publication is:

Cairns, D.K, D.L. Omilusik, P.H. Leblanc, E.G. Atkinson, D.S. Moore, and N. McDonald. 2007. American eel abundance indicators in the southern Gulf of St. Lawrence. Can. Data Rep. Fish. Aquat. Sci. 1192. iv+119 pp.

TABLE OF CONTENTS

Abstract.....	iv
Résumé.....	iv
Introduction	1
Methods	1
Sampling and measurements	1
Regulations and landings	2
Fisher surveys.....	2
Research fishing other than electrofishing	3
Electrofishing surveys.....	3
Densities	4
Interception surveys.....	4
Length and age structure.....	4
Results	4
Regulations and landings	4
Fisher surveys.....	4
Research fishing other than electrofishing	5
Electrofishing surveys.....	5
Densities	5
Interception surveys.....	5
Length and age structure.....	5
Acknowledgments.....	5
Literature cited	6
Tables	10
Figures	76

LIST OF TABLES

Table 1. Summary of regulations governing commercial and recreational eel fisheries in the southern Gulf of St. Lawrence.....	10
Table 2. Reported landings of eels in the southern Gulf of St. Lawrence, by statistical district.....	11
Table 3. Reported landings of eels in the southern Gulf of St. Lawrence, by province and region	13
Table 4. Reported landings and landed value of eels in Gulf New Brunswick by month and gear type.....	15
Table 5. Reported landings and landed value of eels in Gulf Nova Scotia by month and gear type.....	15
Table 6. Reported landings and landed value of eels in Prince Edward Island by month and gear type.....	16
Table 7. Catch per unit effort in the Gulf Nova Scotia fyke net fishery for eels from commercial fisher logbooks.....	17
Table 8. Catch per unit effort in the pot and weir fishery for eels in Inverness County, Gulf Nova Scotia, from commercial fisher logbooks	17
Table 9. Catch per unit effort in the Gulf Nova Scotia commercial spear fishery for eels from fisher logbooks.....	17
Table 10. Effort and landings in the Gulf Nova Scotia fyke, pot, and weir fisheries for eels from a telephone survey of respondents who fished commercially....	18
Table 11. Effort and landings in the Gulf Nova Scotia eel spear fishery from a telephone survey of respondents who fished commercially.....	19
Table 12. Changes in abundance of eels in Gulf Nova Scotia, according to fishers interviewed by telephone	20
Table 13. Catch rates of eels on Prince Edward Island as reported by logbook fishers	20
Table 14. Effort and landings in the Prince Edward Island eel fyke net fishery from telephone surveys	21

Table 15. Changes in abundance of eels in Prince Edward Island according to fyke net fishers interviewed by phone.....	22
Table 16. Catch rates of eels in directed research fishing in the southern Gulf of St. Lawrence.....	23
Table 17. Mean eel counts per sweep in electrofishing surveys conducted in rivers in the Southern Gulf region, by sweep number.	26
Table 18. Electrofishing counts per sweep and sums of sweep counts as a proportion of Zippin estimates of total population, and correction factors to convert counts to total populations.....	27
Table 19. Densities of eels estimated from electrofishing surveys on the Restigouche River ...	28
Table 20. Densities of eels estimated from electrofishing surveys on the Jaquet River.....	37
Table 21. Densities of eels estimated from electrofishing surveys on the Tabusintac River.....	38
Table 22. Densities of eels estimated from electrofishing surveys on the Miramichi River	39
Table 23. Densities of eels estimated from electrofishing surveys in southeastern New Brunswick rivers	55
Table 24. Densities of eels estimated from electrofishing surveys on Gulf Nova Scotia rivers other than the Margaree	56
Table 25. Densities of eels estimated from electrofishing surveys on the Margaree River	59
Table 26. Densities of eels estimated from electrofishing surveys in Prince Edward Island.....	62
Table 27. Densities of eels estimated from electrofishing surveys in southern Gulf of St. Lawrence rivers, and estimated river populations, by decade	64
Table 28. Estimated populations and densities of eels at sites on Prince Edward Island, from Bayesian analysis of mark-recapture data.	65
Table 29. Population densities of American eels in northeastern North America.	66
Table 30. Weekly counts of American eels in fishing gears which intercept upstream or downstream movement, in the southern Gulf of St. Lawrence ...	67

LIST OF FIGURES

Fig. 1. The Maritime Provinces, showing eel research sites.. ..	76
Fig. 2. The Miramichi River, New Brunswick, showing locations of electrofishing, rotary screw traps, fish fences, and estuary trap-nets	77
Fig. 3. Southeast New Brunswick, north mainland Nova Scotia, and Prince Edward Island, showing eel research sites	78
Fig. 4. Central north shore of Prince Edward Island, showing eel research sites	78
Fig. 5. The southern Gulf of St. Lawrence, showing Statistical Districts	79
Fig. 6. Elver ramp trap at Murray River, Prince Edward Island	80
Fig. 7. Habitat trap for eels	80
Fig. 8. Eel mud spear.....	80
Fig. 9. Eel measuring trough	80

Fig. 10. Length-weight relation of eels sampled in the southern Gulf of St. Lawrence	80
Fig. 11. Reported landings of American eels in the southern Gulf of St. Lawrence, by region..	81
Fig. 12. Reported landings of American eels in the southern Gulf of St. Lawrence, by province.....	83
Fig. 13. Number of eel fishing locations reported by commercial fishers in Prince Edward Island and Gulf Nova Scotia, from phone-out surveys	84
Fig. 14. Catch rates of legal and sublegal eels in fyke nets, from logbook surveys and from phone-out surveys on Prince Edward Island.	85
Fig. 15. Scattergrams and means \pm standard errors of densities of American eels in southern Gulf of St. Lawrence rivers, estimated from electrofishing surveys.....	86
Fig. 16. Yearly means of weekly eel counts in fishing gears which intercept upstream and downstream movement, in the southern Gulf of St. Lawrence ...	90
Fig. 17. Mean weekly eel counts in fishing gears which intercept upstream and downstream movement, in the southern Gulf of St. Lawrence	92
Fig. 18. Length frequency distributions of eels sampled in the southern Gulf of St. Lawrence, by location and year	100
Fig. 19. Length frequency distributions of eels sampled in the southern Gulf of St. Lawrence, by location across years.....	110
Fig. 20. Length frequency distributions of eels sampled in the southern Gulf of St. Lawrence, by gear, across regions and years	113
Fig. 21. Regional summations of length frequency distributions of eels sampled in the southern Gulf of St. Lawrence	115
Fig. 22. Age frequency distributions of eels sampled in the southern Gulf of St. Lawrence	116

ABSTRACT

This report compiles data that reflect abundance or abundance trends of American eels (*Anguilla rostrata*) in the southern Gulf of St. Lawrence. Data are derived from eel-directed research fishing, from research fishing that targets other species, and from commercial fisheries. Data sets that are presented include commercial and recreational eel landings (1917-2005), eel catch per unit effort (CPUE) from commercial logbooks (Gulf Nova Scotia: 1997-2005, Prince Edward Island: 1996-2006), CPUE and fishers' opinions on eel abundance trends from phone-out surveys (Gulf NS: 2001, PEI: 1998 and 2000), CPUE in eel-directed research fishing (1979-2005), eel numbers per sweep and estimated densities from electrofishing surveys (1952-2006), estimated eel densities and populations from mark-recapture and other methods (1930s to 2006), counts of eels in fishing gears which intercept upstream and downstream movements (1970-2006), length-frequency distributions (1967-2006), and age-frequency distributions (2002-2006).

RÉSUMÉ

Ce rapport compile des données qui réfléchissent l'abondance ou les tendances en abondance de l'anguille d'Amérique (*Anguilla rostrata*) dans le sud du golfe du Saint-Laurent. Les données proviennent de la pêche de recherche qui cible l'anguille, de la pêche de recherche qui cible d'autres espèces, et de la pêche commerciale. Les données qui sont présentées incluent les débarquements commerciaux et récréatifs d'anguilles (1917-2005), les prises par unité d'effort (PUE) des anguilles basées sur des livres de bord des pêcheurs commerciaux (secteur golfe de la Nouvelle-Écosse : 1997-2005, Île-du-Prince-Édouard : 1996-2006), les PUE et les opinions des pêcheurs sur les tendances en abondance des anguilles à partir des relevés téléphoniques (golfe N-É : 2001, ÎPE : 1998 et 2000), les PUE dans la pêche de recherche qui cible l'anguille (1979-2005), le nombre d'anguilles par passe et les estimés de densité basés sur les relevés de la pêche électrique (1952-2006), les densités d'anguilles estimées par marquage-recapture et d'autres méthodes (les années 1930-2006), les décomptes d'anguilles dans les engins qui interceptent les poissons qui montent ou qui descendent une rivière (1970-2006), les distributions longueur-fréquence (1967-2006), et les distributions âge-fréquence (2002-2006).

INTRODUCTION

The American eel (*Anguilla rostrata*) is a significant economic and ecological resource in the southern Gulf of St. Lawrence. Data on eels in this region have been reported by Smith and Saunders (1955), Eales (1966), Leblanc (1966), Medcof (1966, 1969), Vladykov (1969, 1970a,b, 1971), Gionet (1973, 1974), Wallace (1973), Younker et al. (1973), Taylor (1979), Hutchison and Taylor (1980), Hutchison (1982), Jessop (1982), Smith (1982), LeBlanc and Chaput (1991), Locke et al. (1995), Anon. (1996, 1997a), Cairns (1997, 2002, 2005), Paulin (1997), Chaput (1997), Chaput et al. (1997), Hooley (2000), ICES (2001), Prosper (2001), Corney 2002, Prosper and Paulette (2002), Cairns and Hooley (2003), Sharp et al. (2003), Cairns et al. (2004), COSEWIC 2006, and Lamson et al. (2007). Eel fisheries in the region are described in Integrated Fisheries Management Plans for Gulf New Brunswick, Gulf Nova Scotia, and Prince Edward Island (Anon. 2000, Anon. 2001a,b).

American eel fisheries in the southern Gulf are not currently managed on the basis of rigorously-derived scientific advice (Cairns and Casselman 2004). Indicators of historic and current eel abundance are a necessary precursor to understanding the dynamics of the resource, and to the implementation of a system for generating rigorous scientific advice. This paper documents available biological data that reflect abundance or abundance trends of American eels in the southern Gulf, with emphasis on landings, commercial and research catch per unit effort (CPUE), electrofishing data, and length- and age-frequency distributions.

METHODS

This paper reports data collected in Prince Edward Island and the Gulf of St. Lawrence drainages of New Brunswick and Nova Scotia (Figs. 1-5). Data sources are published literature and unpublished DFO files.

Sampling and measurements

Eels were captured in directed commercial fisheries, directed research fishing, and in research fishing intended to capture other fish. The major gear used in commercial eel fishing in the southern Gulf of St. Lawrence is the fyke net (also known as eel nets, eel traps, eel trapnets, and hoop nets). Typical stretch mesh sizes of fyke nets used in the commercial fishery are 25.4 mm in the cone section and 38.1 mm in the leader. Fyke nets were also the principal gear for directed research fishing. Fyke nets used in this study had mesh sizes of 21 mm in the cone and 19-21 mm in the leader. Some baited pots (rigid enclosures made of wire or plastic mesh) were also used in research fishing.

Small eels were captured with elver ramp traps deployed at the foot of obstacles to upstream passage (Fig. 6). These traps follow the same principle of operation as that described by Naismith and Knights (1988). We used open-topped troughs instead of pipes

to carry water because this method was less susceptible to clogging by algae. Water carried by the troughs emptied into a chamber whose bottom was lined with a filter made of window screen. A gap in the side of the chamber allowed excess water to overflow. Water flowed through a slit in the bottom of the chamber onto a curved plastic surface, fashioned from PVC pipe, at the top of the ramp. Some of the water flowed down the ramp to attract eels. The remainder spilled into a capture chamber. Water exited from the capture chamber via openings covered with window screen.

Habitat traps attract aquatic animals by providing suitable cover (Phillips 1972, Silberschneider et al. 2001). We constructed habitat traps out of plastic dishpans, 35 cm in diameter and 12 cm high (Fig. 7). Ten lengths of destranded polypropylene rope were attached to the bottoms of the dishpans by cable ties. The diameter of the rope prior to destranding was 11 mm. Each piece of rope was 50 cm long and was attached at its midpoint. Habitat traps were weighted by pieces of iron that were cable-tied to the base inside the dishpan. Habitat traps were fished by lifting them out of the water and shaking them over a large pan.

We captured eels in winter by cutting holes in the ice and probing the bottom with mud spears (Fig. 8). Spears and spearing methods were the same as those used in the Prince Edward Island winter recreational fishery.

We obtained eel data from projects that captured other fish (primarily Atlantic salmon, *Salmo salar*) by electrofishing, rotary screw-traps (also called smolt wheels), barrier traps, fish fences, fishway traps, and estuary traps. Barrier traps and fish fences blocked the entire river. Estuary traps consist of a leader running out from the bank and a large pen into which the leader guides fish. When set to catch incoming adult Atlantic salmon, mesh sizes were 127 mm (leader) and 57 mm (pen). When set to capture descending Atlantic salmon smolts, mesh sizes were 127 mm (leader) and 19 mm (pen). We also obtained eel data from annual surveys conducted with bottom groundfish trawls in the southern Gulf of St. Lawrence.

Most measurements were taken on live, unanaesthetized animals. Eels captured in Long Pond, Dalvay, in 2003, and small eels captured in elver gear, were anaesthetized prior to measurement in a clove oil bath prepared in the following ratio: 0.1 mL of clove oil, 1.0 mL of ethanol, 2 L of water. Some eels captured in the Restigouche were anaesthetized with MS-222.

Most lengths were measured by lying the eel in a V-shaped measuring trough. In 2002, we implemented a new eel-handling system that increased efficiency and reduced escapees. The system consists of an intake bin and a measuring trough, both supported by removable legs (Fig. 9). Puck-like disks attached to the ends of the plastic bin rest on concave brackets that are

attached to the legs. This allows the bin to tilt toward the measuring trough. With the hinged bin cover folded over the edge of the measuring trough, eels can be readily transferred from the bin to the trough with little risk of the eel escaping. The measuring trough has a spring-loaded trap door. Eels are removed from the trough by pulling open the trap door while holding a pan underneath to catch the falling animal. Lengths of eels measured in measuring troughs were recorded to the nearest mm.

Measuring troughs were used to measure all lengths on Prince Edward Island except those caught by electrofishing prior to 1998 and those of small eels caught in ramp and habitat traps. Measuring troughs were also used to measure eels captured in estuary traps in the Miramichi and south-eastern New Brunswick, commercial samples in the Miramichi, electrofishing and rotary screw trap samples in New Brunswick and Nova Scotia after 2004, and research fyke nets in southeast New Brunswick and Merigomish Harbour, Nova Scotia. Small eels captured in the ramp trap were measured to the nearest 0.1 mm by laying them in a grooved board to which an electronic or Vernier calliper was attached.

In the Restigouche, the Miramichi, and the Margaree prior to 2005, eels lengths were measured with the aid of flat measuring boards (Chaput and Jones 2004). Flat measuring boards were used to measure eel lengths at the Catamaran fish fence, at estuary traps in the Tabusintac, and in electrofishing samples at all New Brunswick and Nova Scotia sites, and at PEI sites prior to 1998.

Eels were weighed with electronic balances.

Twenty-eight eels sampled from Trout River, Tyne Valley, Prince Edward Island, in fall 2002 were frozen upon capture and weighed and measured later. We corrected for freeze shrinkage of these specimens using equations determined as follows. In spring 2003, 25 eels were captured in Covehead Bay, Prince Edward Island, and adjacent freshwater ponds. The sample had a mean length of 53.0 cm (SD 16.0, range 26.4-81.9). Eels were measured and weighed, put in individual plastic bags, and placed in a freezer. Seven to 13 days later they were removed from the freezer, thawed, and re-measured and re-weighed. Correction equations as determined by linear regression were: initial length = $0.41 + 1.019 \times \text{post freeze length}$, and initial weight = $4.331 + 1.031 \times \text{post-freeze weight}$, where lengths are in cm and weights are in g (Fig. 10). Both regressions had $P < 0.001$.

About 42% of the eels which we measured for length were also weighed. In some data summations, we estimated weight from length for animals which were not weighed. Weight (in g) was estimated from length (in cm) by the formula $0.0007006 \times \text{length}^{3.2332}$, which was derived from 6,341 eels sampled in the southern Gulf of St. Lawrence.

Regulations and landings

Regulations were summarized from the Maritime Provinces Fisheries Regulations and Variation Orders and from interviews with resource managers and fisheries officers.

Eel landings from 1917 to 1988 were obtained from LeBlanc and Chaput (1991). Data for subsequent years were obtained from DFO Statistics Branch. Licenced fish buyers are required to complete purchase slips for eels they purchase and to provide these records to DFO Statistics Branch. Fisheries officers and, in recent years, statistical officers, estimate the amount of eels landed which are not recorded on purchase slips. Such landings include eels retained for personal use or sold to unlicensed buyers, recreational landings, and eels taken illegally. These estimated landings are recorded on forms known as Supplementary B slips. DFO landings statistics include both purchase slip data and Supplementary B data.

Landings reported by LeBlanc and Chaput (1991) for Statistical Districts 2 and 3 (west coast of Cape Breton Island) for 1968-1972 and for 1974-1976 are much higher than those recorded for other years. Interviews with fisheries officers on duty at the time indicated that the reported numbers are implausible. We have therefore used alternate sources as follows. For 1968, we used landings for Districts 2 and 3 from Anon. (1968). For 1969-1972 and 1974-1976, total landings for Districts 2 and 3 were taken as Nova Scotia landings (Anon. 1976, and earlier reports in the same series) minus Nova Scotia Scotia-Fundy landings (Jessop 1996), minus Nova Scotia Gulf mainland landings (LeBlanc and Chaput 1991). Landings for individual Districts 2 and 3 are from the ratio of summed landings for these districts for the years 1964-1968, 1973, and 1977-1981.

South Shore Trading Co. of Port Elgin, N.B., is the major eel buyer in Gulf Region. Weight of eels purchased by this firm and its agents are compiled from company records.

Fisher surveys

Commercial eel fishers in Gulf Nova Scotia are required to record their eel fishing effort and catch in logbooks which are submitted annually to DFO. Effort in the fyke net, pot, and weir fisheries was calculated from records of the number of gears deployed, multiplied by the number of days of deployment. Effort in the spear fisheries was taken as the sum of recorded hours fishing.

Information on effort and landings on Prince Edward Island was obtained through a logbook program which has operated since 1996. Three to seven commercial eel fishers volunteer each year to participate in the program. Logbooks and pre-stamped return envelopes are mailed to the logkeepers prior to the eel season. The logbooks are printed on waterproof paper and are

formatted to fit in a shirt pocket. The logbook contains a line for each day of the fishing season, with spaces to record the number of fyke nets in the water, the catch of legal eels (in pounds), and the number of eels under the minimum legal size (46 cm up to 1997, 50.8 cm in 1998-2004, 53.0 cm in 2005 and subsequently).

Data on the distribution, effort, and harvest of eel fishing were obtained through phone-out surveys of commercial eel fishers in Gulf Nova Scotia in fall 2001 and on Prince Edward Island in fall 1998 and 2000.

In Nova Scotia, the list of survey subjects covered all holders of commercial eel licences. In Prince Edward Island, only holders of commercial fyke net licences were surveyed. Holders of spear licences on PEI were not surveyed because that fishery operated at a minimal level in 1998 and thereafter shut down due to market conditions. A letter was mailed approximately one week prior to the start of the phone-out survey to inform subjects that they would be contacted by telephone and asked questions about their eel fishing activities.

During phone surveys, subjects were asked if they had fished eels commercially in the preceding year. If they responded with yes, they were then asked to compare current eel abundance with that of previous years. The interviewer went on to ask about the location of fishing, the timing of gear deployment, the number of days fishing, and landings. These questions were asked for each gear type (fyke nets, eel pots, weirs, winter spearing and summer spearing in Gulf Nova Scotia; fyke nets in PEI). Additionally, in the Nova Scotia survey, three licence-holders who had not fished commercially during the 2001 season but who seemed very knowledgeable of the local eel fishery were asked their view on abundance trends in the local eel population.

At five year intervals since 1975, the Department of Fisheries and Oceans and its predecessors have collaborated with provincial recreational fisheries agencies in a mail-out survey to recreational fishers. A survey of the same type was also conducted on PEI in 1973. Lists of survey subjects are derived from holders of recreational fishing licences, issued by provincial agencies. Numbers of eels caught and retained are estimated from survey responses. This survey series gives estimated eel catches by holders of trout fishing licences on PEI. Because results are reported as provincial totals, this survey cannot be used to estimate eel catches in the Gulf drainages of New Brunswick and Nova Scotia.

Research fishing other than electrofishing

Eel-directed research fishing was conducted in south-eastern New Brunswick; Merigomish Harbour, Nova Scotia; and in various locations in Prince Edward Island. Some published historical data are also available. Fyke nets were the principal gear in eel research fishing. Baited eel pots and spears were used

at some locations. CPUE in kg per gear-day was calculated from field-measured weights where available, and from weights estimated from lengths where weights were not directly measured. In this paper barachois ponds refer to coastal ponds separated from the open sea by a sand barrier. These ponds are fresh or nearly so.

Electrofishing surveys

DFO-Gulf Region conducts electrofishing surveys in rivers draining into the southern Gulf of St. Lawrence to evaluate salmonid populations (Chaput and Claytor 1989; Atkinson et al. 2000; Cairns et al. 2000; Chaput et al. 2000, 2001; Douglas and Swasson 2000; Marshall et al. 2000; O'Neil et al. 2000; Cairns 2002; Leblanc and Chaput 2003; Atkinson 2004; Moore and Chaput 2007). We estimated eel densities from data gathered during these surveys.

Prior to 1993 all electrofishing surveys were conducted with multiple sweeps in sites bounded upstream and downstream by barrier nets. This method allows calculation of populations by the removal method (Zippin 1958). In the early 1990s, single-sweep electrofishing sessions without barrier nets were introduced to improve survey efficiency (Chaput et al. 2005). Effort was measured as seconds of electrofishing time. The relation of salmon CPUE to abundance was determined from calibration sites where a single CPUE sweep was made within barriered sites which were subsequently fished with the removal method, by which populations were estimated. Single sweeps without barrier nets are referred to as Sweep 0.5. Sweeps with barrier nets are called Sweep 1, 2, 3, etc.

At some sites in recent years salmonid populations were estimated by mark-recapture, using two sweeps and no barrier nets.

We estimated eel populations in electrofishing sites by the Zippin formula when it was possible to do so. At some sites the Zippin formula could not be applied because catches were too low, because catches did not decline with sweep number, or because only one sweep was conducted. Populations at these sites were estimated with the aid of correction factors. Correction factors were calculated as follows. For each site where a Zippin population estimate was available, the Sweep 0.5 count as a proportion of the Zippin population estimate and the Sweep 1 count as a proportion of the Zippin population estimate were calculated. We also calculated the sum of Sweeps 0.5 to 3, the sum of Sweeps 1 to 3, the sum of Sweeps 1 to 4, and the sums of Sweeps 1 to 5, as proportions of the Zippin estimate. The means of these proportions were calculated per river and across all rivers. Correction factors were the inverse of these means.

To illustrate, consider a 3-sweep electrofishing session on the Miramichi River where Sweep 1 captures no eels, Sweep 2 captures two eels, and Sweep 3 captures three eels. The Zippin algorithm cannot be used because the numbers caught do not decline with sweep number. In the Miramichi, on average, the sum of Sweeps 1 through 3 was 0.800 of the Zippin population estimate for the site. The inverse of 0.800 is 1.25. In our example, five eels were caught in Sweeps 1 to 3. Hence the population estimate for the site is $5 \times 1.25 = 6.25$.

Chaput and Claytor (1989) reported eel density estimates for the Margaree River for 1957-1987. In the present report densities were recalculated from original data and differ in some instances from those of Chaput and Claytor (1989).

Densities

Eel densities in ponds and estuaries on Prince Edward Island were estimated by mark-recapture. Eels were marked with unique combinations of brands that were cooled by dipping in liquid nitrogen (Sorensen et al. 1983). Populations were estimated by Bayesian analysis (Gazey and Staley 1986).

Interception surveys

Eels caught in barrier traps, estuary traps set for adult salmon, estuary traps set for salmon smolts, rotary screw traps, fish fences, and fishway traps were tabulated by week. We also tabulated weekly counts of eels caught by fyke nets in outlet streams of barachois ponds, and by elver ramp and habitat traps.

Length and age structure

Length frequencies of eels caught in research gear were plotted in 5 cm bins, except for eels caught in elver traps where 0.5 cm bins were used. Length frequencies from literature sources were plotted in the smallest bin size that the published data permitted.

Eels sampled at Boughton River and Whitlocks Pond in 1999 were aged by Jen-Shieh Shiao, National Taiwan University (see Cairns et al. 2004). Thirty eels sampled from the outlet of Long Pond, Dalvay, in fall 2002 were aged by Valérie Tremblay, Université du Québec à Rimouski. All other eel ages were obtained as below.

Two different methods were used to extract otoliths. In the first method (the "wide smile" method), incisions were made posteriorly from each corner of the mouth, and a further incision was made to remove the top of the head from the rest of the body. Otoliths were then removed from the bottom of the brain case via the soft palate. In the second method (the "snout-off" method), the distance between the back of the cranium and the eyes was noted, and the front of the head was severed at a point 1/3 of this distance posterior to the eyes. The cut was made with serrated scissors, a utility knife, or a hacksaw. This cut traversed the anterior part of the brain case, which appeared as a small ring in the dorsal part of the cross-section. One blade of a pair of

scissors was inserted into the brain case along the midline of the body, and the scissors were used to cut upwardly through the roof of the brain case. A scissors blade was again inserted in the brain case, and the scissors were used to cut downward along the midline of the body. A scissors blade was inserted in the digestive cavity, and the scissors were used to cut downward. By deepening these cuts, it was possible to separate the left and right sides of the head. Tweezers were used to first remove the soft tissue from the brain case, and then to remove the otoliths from the floor of the posterior part of the brain case. Otoliths were stored in a 50:50 mixture of glycerin and alcohol.

Otoliths were prepared and read at the DFO aging lab in Moncton, following the methodology of the Ministère des ressources naturelles et de la faune du Québec (R. Tardif, pers. comm.). Briefly, otoliths were soaked in a javex-water solution, then in demineralized water, and then dried in a 70% alcohol solution. Otoliths were mounted in plugs made of epoxy resin, and sanded with fine sandpaper until the nucleus was reached. The surface was then polished with aluminum powder. Otoliths were treated with 5% EDTA, and stained with toluidine blue. Prepared otoliths were magnified under a dissecting scope equipped with a digital camera. Otolith rings were read on a computer screen that was linked to the camera.

Eel otoliths typically show a solid mark at the centre, surrounded by rings. The central mark corresponds to the period of oceanic migration. The first ring, termed the elver check, is formed regardless of whether the young eel remains in coastal salt water or migrates to fresh water (Jessop et al. 2006). Ages were assigned according to the convention that eels are age 0 in the year of their arrival in continental waters. The first ring was considered to be the elver check, and subsequent rings were considered to be checks formed annually in winter. Hence eel age was calculated as the number of rings minus one.

RESULTS

Regulations and landings

Management of eel fisheries in the southern Gulf of St. Lawrence is the responsibility the Department of Fisheries and Oceans, with administration conducted from the Gulf New Brunswick, Gulf Nova Scotia, and Prince Edward Island Area Offices. This has resulted in fishery regulations which vary among areas (Table 1). All commercial eel fishers must hold licences which are specific to gear type. A licence is required for the recreational pot fishery in Gulf Nova Scotia, but no licence is required to spear eels recreationally in Prince Edward Island. Further details of eel fisheries and management in Gulf Region are given by Anon. (2000, 2001a,b) and by Cairns (2005).

Tables 2-3 and Figs. 11-12 present reported eel landings in the southern Gulf for 1917-2005. Reported landings broken down by province, month, gear type

and by report type (Supplementary B, not Supplementary B) are given in Tables 4-6.

Fisher surveys

Tables 7-9 present CPUE data from the Gulf Nova Scotia fyke net, pot, weir, winter spear, and summer spear eel fisheries. CPUEs calculated from the phone-out survey of Gulf Nova Scotia commercial eel licence holders in fall 2001 are given in Tables 10-11 and Fig. 13. We also asked interviewees to compare current abundance with that of previous periods; results are given in Table 12. Fig. 13 presents the distribution of eel fishing activity in Gulf Nova Scotia and PEI, according to information provided by interviewees in the phone-out surveys.

Table 13 and Fig. 14 present CPUE of fyke net fishers on PEI, calculated from logbook records, and standardized to the 53.0 cm minimum size imposed in 2005. CPUEs calculated from the phone-out surveys to PEI fyke net licence-holders in 1998 and 2000 are given in Table 14. Table 15 reports interviewees' views on current abundance of eels in comparison with earlier periods.

The lobster fishery in the southern Gulf of St. Lawrence is prosecuted in inshore waters, using baited pots. Some fishing is done in bays, but most is done in unsheltered open waters. In fall 2000 we telephoned 11 lobster fishers from North Rustico and Covehead, on the central north shore of Prince Edward Island, and asked if they had ever captured American eels in lobster traps. All replied that they had never captured American eels in their lobster gear.

Research fishing other than electrofishing

Table 16 presents CPUE from eel-directed research fisheries in the southern Gulf area that used fyke nets and pots.

Gulf Region of DFO conducts annual bottom trawl surveys in the southern Gulf of St. Lawrence (Hurlbut and Clay 1990). Surveys are conducted primarily in September. The survey area includes all of the area south of the Laurentian Channel, although coverage is limited in the central Northumberland Strait due to the presence of lobster gear. Survey crews conducted 4,351 valid trawl sets in 1971-2003. No American eels were caught in any of these sets (Benoit et al. 2003; T. Hurlbut, DFO, pers. comm.).

Electrofishing surveys

Naismith and Knights (1990) reported that eel catch per sweep in electrofishing surveys often fails to decline with sweep number. They interpreted this to mean that some eels do not leave their burrows until after the first or second sweep, and that some may be stunned but remain hidden in the substrate. The removal method (Zippin 1958) requires that, on average, the number of captured animals decreases with sweep number. In electrofishing surveys in the southern Gulf, mean number of eels per sweep decreased regularly with

sweep number, as required by the Zippin method (Table 17).

Table 18 presents correction factors, which were used to estimate populations of eels in electrofishing sites from counts per sweep, in cases where the Zippin algorithm could not be applied. Tables 19-26 and Fig. 15 present electrofishing survey data for the Restigouche, Jaquet, Tabusintac, Miramichi, Kouchibouguac, Kouchibouguacis, Richibucto, Buctouche, Cocagne, Phillip, Wallace, Waugh, John, Middle Pictou, East Pictou, Sutherlands, French, Barneys, West Antigonish, South Antigonish, Pomquet, Afton, Tracadie, Mabou, Margaree, Cheticamp, Eilerslie, Enmore, Little Pierre Jacques, Morell, Seal Vernon, Trout Coleman, and Vernon Rivers. Table 27 compiles estimated densities by decade, and also presents estimated total river populations calculated from mean decadal densities and areas of fluvial habitat.

Densities

Table 28 presents eel population estimates for six barachois ponds, one freshwater impoundment, and three estuaries on Prince Edward Island, based on Bayesian mark-recapture analysis.

Table 29 summarizes eel density estimates from electrofishing surveys and mark-recapture studies in the southern Gulf, and also compiles literature estimates of eel densities in northeastern North America.

Interception surveys

Table 30 provides weekly counts of eels in gear set to capture fish moving up or down rivers and estuaries. Count data are plotted by yearly mean in Fig. 16, and by week and by site in Fig. 17. Estuary trap nets commonly contain dead gaspereau in June, which may attract eels. This may affect count totals during that month.

Length and age structure

Length frequencies of eels measured in the southern Gulf of St. Lawrence are presented by location and year (Fig. 18), by location across years (Fig. 19), by gear across regions and years (Fig. 20), and in regional summations (Fig. 21). These figures plot results where sample size ≥ 10 . Lengths of eight eels sampled in habitat traps at the output stream of Long Pond, Dalvay, in July-August 2003 ranged from 5.7 cm to 36.1 cm.

Fig. 22 plots age-frequency distributions of eels sampled in Miramichi Bay; Miramichi River; Trout River, Tyne Valley; Long and Campbells Ponds, Dalvay, Boughton River, and Whitlocks Pond.

ACKNOWLEDGEMENTS

We are indebted to the hundreds of field workers whose labour over the past half-century produced the research data in this report. In particular we thank Erin Breen, Paul Corney, Catherine Colodey, Tamsyn Cosh, Adam

Fraser, Peter Hooley, Mike Hume, Heather and Angus Lamson, Crystal Laroque, Meaghan Lister, Darren MacPherson, Brian Milley, Corey Muttart, Kerry Oulton, Arja Page, Jennifer Stanley, and Valérie Tremblay for their work on eel projects since 1998, and Paul Cameron, Gérald Chaput, Marie Clément, Scott Douglas, Peter Hardie, John Hayward, Russ Pickard, and Joe Shaesgreen for their work in New Brunswick and Nova Scotia. We thank Mitch Feigenbaum of South Shore Trading Co. for providing company purchase records. We thank the Burnt Church band for making data available from Tabusintac River traps, and the Pictou Landing band for operating research nets in Merigomish Harbour. We are grateful to Rémi Tardif of the Ministère des ressources naturelles et de la faune du Québec for instruction on preparation and reading of eel otoliths. We thank Jen-Shieh Shiao, National Taiwan University, and Valérie Tremblay, Université du Québec à Rimouski, for aging data. Heather Lamson provided data used for freeze corrections and Brian Jessop provided eel capture data from Annabells Creek, Nova Scotia. Dominique Audet provided data from Basin Head. We are grateful for the many assists provided by Charlottetown DFO Base staff, including Rick Birt, Allan Craswell, John Christian, Lori Cuddy and her family, Kevin Doyle, Larry Hegarty, Dave Hughes, Jim Jenkins, Charlie Larivee, Alan Loughran, Ron MacKay, Dave (Daisy) MacKinnon, John MacKinnon, Randy MacKinnon, Bob MacMillan, George Maker, Steve Maund, Deryck Mills, Donna Murchison Hume, Pat Power, and Dale Small. We thank Scott Douglas for helping set up the aging program, Gisèle Bernard and Gilberte Nowlan for responding to our numerous requests for landing statistics, and Paulette Levesque and Gisele Richard for their help in obtaining reports and documents.

We thank the many commercial fishers who filled in logbooks, answered our telephone inquiries, and who provided many practical assists. We are particularly indebted to Kevin Arsenault, Larry Arsenault, Randy Bernard, Stan Carr, Ivan Fraser, Mike Gauthier, Shelton Hardy, Mike and Tammy Martell, Robbie Moore, Vernon Peters, William Smith, Donnie Strongman, Kenny Tuplin, and Barney Wilt.

We thank the many agencies who collaborated in field projects. Particular appreciation is due to Parks Canada whose Ecosystem Science Fund provided major funding for work in Prince Edward Island National Park. Thanks to Denyse Lajeunesse, Phil McCabe, and Rick Hawkins for their essential assistance. Other groups and agencies who provided valuable collaboration, assistance, and data include (but are not limited to) the Burnt Church First Nation, the Pictou Landing First Nation, the Miramichi River Salmon Association, the Northumberland Salmon Protection Association, the Morell River Management Co-operative, AVC Inc. and the Cardigan Hatchery, the Island Nature Trust, the Prince Edward Island Fishermen's Association, the YMCA of Greater Toronto, the Biology Department of the University of Prince

Edward Island, the Atlantic Salmon Federation, the Miramichi Salmon Association, Bowater Canadian Forest Products, and the Canadian Rivers Institute of the University of New Brunswick.

Thanks to Scott Douglas and Marc Langteigne for comments on the manuscript.

This report is dedicated to the memory of E. Gary Atkinson, whose skill, dedication, and good cheer are sorely missed by the surviving authors.

LITERATURE CITED

- Anon. 1968. Fisheries statistics Nova Scotia. Dominion Bureau of Statistics, Ottawa.
- Anon. 1976. Annual Statistical Review of Canadian Fisheries. Dept. Fisheries and Oceans, Ottawa.
- Anon. 1978. Survey of sportfishing in Prince Edward Island in 1975. Fish and Wildlife Division, Charlottetown, and Fisheries and Environment Canada, Ottawa.
- Anon. 1988. Survey of sport fishing in Canada 1985. Dept. Fisheries and Oceans, Ottawa.
- Anon. 1994. 1990 survey of recreational fishing in Canada. Dept. Fisheries and Oceans Economic and Commercial Analysis Rep. no. 148.
- Anon. 1996. Eel fisheries in the Maritimes (*Anguilla rostrata*). DFO Atlantic Fisheries Stock Status Report 96/14.
- Anon. 1997a. Prince Edward Island eels, gaspereau, silversides, and smelts. DFO Science Stock Status Report D3-18.
- Anon. 1997b. 1995 survey of recreational fishing in Canada. Dept. Fisheries and Oceans Economic and Commercial Analysis Rep. no. 154.
- Anon. 2000. Integrated fisheries management plan eels Prince Edward Island 2000-2004 (inclusive). Dept. Fisheries and Oceans, Charlottetown.
- Anon. 2001a. Integrated eel fishery management plan, Eastern New Brunswick Area, 2001-2006. Dept. Fisheries and Oceans, Tracadie.
- Anon. 2001b. Integrated fisheries management plan American eels Gulf Area of Nova Scotia inland and coastal fisheries 1999-2001. Dept. Fisheries and Oceans, Antigonish.
- Anon. 2003. 2000 survey of recreational fishing in Canada. Dept. Fisheries and Oceans, Ottawa.
- Atkinson, G. 2004. Relative abundance of juvenile Atlantic salmon (*Salmo salar*) and other fishes in rivers of southeastern New Brunswick, from electrofishing surveys 1974 to 2003. Can. Tech. Rep. Fish. Aquat. Sci. No. 2537.
- Atkinson, G., J. Peters, and V. Leblanc. 2000. Status of Atlantic salmon (*Salmo salar*) in the Buctouche River, and relative juvenile abundance in other Southeastern New Brunswick Rivers in 1999. DFO Canadian Stock Assessment Secretariat Res. Doc. 2000/005
- Benoît, H.P., M.-J. Abgrall, and D.P. Swain. 2003. An assessment of the general status of marine and diadromous fish species in the southern Gulf of St. Lawrence based on annual bottom-trawl surveys

- (1971-2002). Can. Tech. Rep. Fish. Aquat. Sci. No. 2472.
- Cairns, D.K. 1997. A biological review of commercial diadromous fishes of Prince Edward Island. Canadian Stock Assessment Secretariat Res. Doc. 97/74.
- Cairns, D.K. 2002. Substrate sedimentation and salmonid densities in Prince Edward Island streams. Pp. 35-81 in D.K. Cairns (ed.). Effects of land use practices on fish, shellfish, and their habitats on Prince Edward Island. Can. Tech. Rep. Fish. Aquat. Sci. No. 2408.
- Cairns, D.K. 2005. An eel manager's toolbox for the southern Gulf of St. Lawrence. DFO Can. Sci. Advis. Sec. Res. Doc. 2005/046.
- Cairns, D.K., and J.M. Casselman. 2004. Inaugural meeting of the Canadian Eel Science Working Group. DFO Can. Sci. Advis. Sec. Proceed. Ser. 2004/017.
- Cairns, D.K., and P.J.D. Hooley. 2003. Lunar cycles of American eels in tidal waters of the southern Gulf of St. Lawrence, Canada. Am. Fish. Soc. Symp. 33:265-274.
- Cairns, D.K., M. Murray, F. MacLean, and R. Angus. 2000. An update on the status of Atlantic salmon on Prince Edward Island in 1999. DFO Canadian Stock Assessment Secretariat Res. Doc. 2000/013.
- Cairns, D.K., J.C. Shiao, Y. Iizuka, W.-N. Tzeng, and C.D. MacPherson. 2004. Movement patterns of American eels in an impounded watercourse, as indicated by otolith microchemistry. North American J. Fish. Manage. 24:452-458.
- Cameron, J.D. and R.W. Gray. 1979. Estimated densities of juvenile Atlantic salmon and other freshwater fishes in selected Nova Scotia streams, 1978. Can. Data Rep. Fish. Aquat. Sci. No. 163.
- Caron, F., and G. Verreault. 1997. Le réseau sentinelle de l'anguille. Pp. 144-160 in R.H. Peterson (ed.). The American eel in eastern Canada: stock status and management strategies. Proceedings of eel workshop, January 13-14, 1997, Quebec City. Can. Tech. Rep. Fish. Aquat. Sci. No. 2196.
- Chaput, G.J. 1997. Relative value of elver vs eel fisheries. Pp. 62-67 in R.H. Peterson (ed.). The American eel in eastern Canada: stock status and management strategies. Proceedings of eel workshop, January 13-14, 1997, Quebec City. Can. Tech. Rep. Fish. Aquat. Sci. No. 2196.
- Chaput, G.J., and R.R. Claytor. 1989. Electrofishing surveys for Atlantic salmon from Margaree River, Nova Scotia, 1957 to 1987. Canada Data Rep. Fish. Aquat. Sci. No. 736.
- Chaput, G.J., and R.A. Jones. 2004. Catches of downstream migrating fish in fast-flowing rivers using rotary screw traps. Can. Manuscript Rep. Fish. Aquat. Sci. No. 2688.
- Chaput, G., A. Locke, and D. Cairns. 1997. Status of American eel (*Anguilla rostrata*) from the southern Gulf of St. Lawrence. Pp. 69-93 in R.H. Peterson (ed.). The American eel in eastern Canada: stock status and management strategies. Proceedings of eel workshop, January 13-14, 1997, Quebec City. Can. Tech. Rep. Fish. Aquat. Sci. No. 2196.
- Chaput, G., D. Moore, J. Hayward, J. Shaesgreen, and B. Dubee. 2001. Stock status of Atlantic salmon (*Salmo salar*) in the Miramichi River, 2000. DFO Canadian Science Advisory Secretariat Res. Doc. 2001/008.
- Chaput, G., D. Moore, and D. Peterson. 2005. Predicting Atlantic salmon (*Salmo salar*) juvenile densities using catch per unit effort open site electrofishing. Can. Tech. Rep. Fish. Aquat. Sci. no. 2600.
- Chaput, G., R. Pickard, M. Arsenault, P. d'Amours, J.-P. Lebel, and R. Firth. 2000. Status of Atlantic salmon in the Restigouche River, 1999. DFO Canadian Stock Assessment Secretariat Res. Doc. 2000/001.
- Claytor, R.R. 1996. Weekly fish counts from in-river traps, counting fences, barrier pools, and fishways in southern Gulf of St. Lawrence rivers, from 1952-1993. Can. Data Rep. Fish. Aquat. Sci. No. 982.
- Corney, P. 2002. Fish fauna of Prince Edward Island National Park salt marshes: potential contributions to productivity of coastal waters. Honours thesis, University of Prince Edward Island, Charlottetown.
- COSEWIC. 2006. COSEWIC assessment and status report of the American eel in Canada. Committee on the Status of Endangered Wildlife in Canada. Environment Canada, Ottawa.
- Davidson, K., M. Niles, P. Swan, and L. Forsyth. 1995. The Lake O'Law Project, Cape Breton, Nova Scotia: 1989-1993. Can. Tech. Rep. Fish. Aquat. Sci. No. 2053.
- Dolan, J.A. 1975. Observations on the ecology of the American eel, *Anguilla rostrata* (LeSueur), in the Matamek River system, Québec. M.Sc. thesis, University of Waterloo.
- Douglas, S.G., and D. Swasson. 2000. Status of Atlantic salmon (*Salmo salar*) in the Tabusintac River in 1999. DFO Canadian Stock Assessment Secretariat Res. Doc. 2000/003.
- Eales, J.G. 1966. A survey of eel fishing in the Maritime Provinces. Project Report 3, Dept. Fisheries, Ottawa.
- Elson, P.F. 1962. Predator-prey relationships between fish-eating birds and Atlantic salmon (with a supplement on fundamentals of merganser control). Fish. Res. Bd. Can. Bull. No. 133.
- Fletcher, G.L., and T. Anderson. 1973. A quantitative survey of the American eel (*Anguilla rostrata*) in Newfoundland. Report to Newfoundland Fisheries Development Authority.
- Ford, T.E., and E. Mercer. 1986. Density, size distribution and home range of American eels, *Anguilla rostrata*, in a Massachusetts salt marsh. Environ. Biol. Fish. 17:309-314.
- Gazey, W.J., and M.J. Staley. 1986. Population estimation from mark-recapture experiments using a sequential bayes algorithm. Ecology 67:941-951.
- Gionet, Y. 1973. Rapport sur l'industrie de l'anguille au Nouveau-Brunswick - 1972. Dept. Fisheries and Environment, Fredericton.
- Gionet, Y. 1974. Eel fishing industry in New Brunswick 1973-74. Dept. Fisheries and Environment, Fredericton.

- Hardie, P., R.A. Cunjak, and S. Komadina-Douthwright. 1998. Fish movement in Catamaran Brook, N.B. (1990-1996). Can. Data Rep. Fish. Aquat. Sci. No. 1038.
- Hayward, J. 2001. Weekly fish counts from in-river traps and barrier pools in the Miramichi River, New Brunswick, 1994 to 1999. Can. Data Rep. Fish. Aquat. Sci. No. 1080.
- Hooley, P. 2000. Fish fauna in barachois ponds of Prince Edward Island National Park: applications to the theory of island biogeography. Honours thesis, University of Prince Edward Island.
- Hurlbut, T., and D. Clay. 1990. Protocols for research vessel cruises within the Gulf Region (demersal fish) (1970 - 1987). Can. MS Rep. Fish. Aquat. Sci. No. 2082.
- Hutchison, S.J. 1982. Assessment of the eel (*Anguilla rostrata*) population in Nova Scotia, 1981. Nova Scotia Dept. Fisheries Manu. Tech. Report Ser. 82-01.
- Hutchison, S.J., and J.E.S. Taylor. 1980. The eel in Nova Scotia in 1979. Nova Scotia Dept. Fisheries Manu. Tech. Report Ser. 80-01.
- ICES 2001. Report of the EIFAC/ICES Working Group on eels. ICES CM 2001/ACFM:03.
- Jessop, B.M. 1982. A review of the status and management of commercial fisheries for American eels (*Anguilla rostrata*) in the Maritime Provinces. Pp. 28-32 in Anon. 1982 (ed.). Proceedings of the 1980 North American eel conference. Ontario Fish. Tech. Rep. Ser. No. 4.
- Jessop, B.M. 1996. The status of American eels *Anguilla rostrata* in the Scotia-Fundy area of the Maritimes Region as indicated by catch and license statistics. DFO Atlantic Fisheries Res. Doc. 96/118.
- Jessop, B.M., J.-C. Shiao, Y. Iizuka, and W.-N. Tzeng. 2006. Migration of juvenile American eels *Anguilla rostrata* between freshwater and estuary, as revealed by otolith microchemistry. Mar. Ecol. Prog. Ser. 310:219-233.
- Joseph-Haché, V. 2001. Spatial and temporal distribution of fishes and decapods in and around eelgrass (*Zostera marina* L.) habitats of Kouchibouguac estuary, New Brunswick, Canada. M.Sc. Thesis, Mount Allison University, Sackville, New Brunswick.
- LaBar, G.W., and D.E. Facey. 1983. Local movements and inshore population sizes of American eels in Lake Champlain, Vermont. Trans. Am. Fish. Soc. 112:111-116.
- Lamson, H.M., J.C. Shiao, Y. Iizuka, W.N. Tzeng, and D.K. Cairns. 2006. Movement patterns of American eels (*Anguilla rostrata*) between salt- and freshwater in a coastal watershed, based on otolith microchemistry. Mar. Biol. 149:1567-1576.
- LeBlanc, C.H., and G.J. Chaput. 1991. Landings of estuarine fishes in the Gulf of St. Lawrence. Can. Data Rep. Fish. Aquat. Sci. No. 842.
- Leblanc, P.H. and G.J. Chaput. 2003. Electrofishing surveys for Atlantic salmon (*Salmo salar* L.) from the Margaree River, Nova Scotia, 1988 to 2000. Can. Data Rep. Fish. Aquat. Sci. no. 1128.
- Leblanc, R. 1966. Eel experiment, Kent County, N.B. May 15 to September 1, 1966. New Brunswick Dept. Fisheries, Fredericton.
- Locke, A., R. Claytor, C. LeBlanc, and G. Chaput. 1995. Status of American eels, *Anguilla rostrata*, in the Gulf Region. DFO Atlantic Fisheries Res. Doc. 95/79.
- Marshall, T.L., P.H. LeBlanc, K.A. Rutherford, and R.A. Jones. 2000. Assessments of Atlantic salmon stocks in selected rivers of Cape Breton Island, 1999. DFO Canadian Stock Assessment Secretariat Res. Doc. 2000/008.
- Medcof, J.C. 1966. Incidental records of behaviour of eels in Lake Ainslie, Nova Scotia. J. Fish. Res. Bd. Can. 23:1101-1105.
- Medcof, J.C. 1969. Fishermen's reports of freshwater and saltwater migrations of Nova Scotia eels (*Anguilla rostrata*). Can. Field-Naturalist 83:132-138.
- Moore, D.S., and G. Chaput. 2007. Juvenile Atlantic salmon (*Salmo salar* L.) surveys in the Miramichi River system, New Brunswick, 1970-2004. Can. Data Rep. Fish. Aquat. Sci. no. 1188.
- Naismith, I.A., and B. Knights. 1988. Migrations of elvers and juvenile European eels, *Anguilla anguilla* L., in the River Thames. J. Fish. Biol. (Suppl. A) 33:161-175.
- Naismith, I.A., and B. Knights. 1990. Studies of sampling methods and of techniques for estimating populations of eels, *Anguilla anguilla* L. Aquaculture Fish. Manage. 21:357-367.
- O'Connell, M.F., D.G. Reddin, P.G. Amiro, F. Caron, T.L. Marshall, G. Chaput, C.C. Mullins, A. Locke, S.F. O'Neil, and D.K. Cairns. 1997. Estimates of conservation spawner requirements for Atlantic salmon (*Salmo salar* L.) for Canada. DFO Canadian Stock Assessment Secretariat Res. Doc. 97/100.
- Oliveira, K. 1997. Movements and growth rates of yellow-phase American eels in the Annaquatucket River, Rhode Island. Trans. Am. Fish. Soc. 126:638-646.
- O'Neil, S.F., K.A. Rutherford, and D. Aitken. 2000. Atlantic salmon (*Salmo salar* L.) stock status on rivers in the Northumberland Strait, Nova Scotia area, in 1999. DFO Canadian Stock Assessment Secretariat Res. Doc. 2000/007.
- Paulin, L. 1997. Eel fisheries in the Gulf fisheries sector, Maritimes Region. Pp. 25-33 in R.H. Peterson (ed.). The American eel in eastern Canada: stock status and management strategies. Proceedings of eel workshop, January 13-14, 1997, Quebec City. Can. Tech. Rep. Fish. Aquat. Sci. No. 2196.
- Phillips, B.F. 1972. A semi-quantitative collector of the puerulus larvae of the western rock lobster *Panulirus longipes cygnus* George (Decapoda, Palinuridea). Crustaceana 22:147-154.
- Prosper, K. 2001. Mi'kmaq and the American eel (kat). Mi'kmaq Fish and Wildlife Commission and Social Research for Sustainable Fisheries, St. Francis Xavier University, Antigonish.
- Prosper, K., and M.J. Paulette. 2002. The Mi'kmaq relation with Kat (American eel). Social Research for

- Sustainable Fisheries Fact sheet 7, St. Francis Xavier University, Antigonish.
- Sharp, G., R. Semple, K. Conolly, R. Blok, D. Audet, D. Cairns, and S. Courtenay. 2003. Ecological assessment of the Basin Head Lagoon: a proposed marine protected area. Can. Manu. Rep. Fish. Aquat. Sci. No. 2641.
- Silberschneider, V., B.C. Pease, and D.J. Booth. 2001. A novel artificial habitat collection device for studying resettlement patterns in anguillid glass eels. J. Fish Biol. 58:1359-1370.
- Smith, A., and K.W. Brickley. 1985. 1980 survey of sportfishing in Prince Edward Island. PEI Fish and Wildlife Div., Charlottetown.
- Smith, M. 1982. The eel (*Anguilla rostrata*) fishery on Prince Edward Island. Pp. 33-34 in Anon. 1982 (ed.). Proceedings of the 1980 North American eel conference. Ontario Fish. Tech. Rep. Ser. No. 4.
- Smith, M.W., and J.W. Saunders. 1955. The American eel in certain fresh waters of the Maritime Provinces of Canada. J. Fish. Res. Bd. Can. 12:238-269.
- Sorensen, P.W., M. Bianchini, and H.E. Winn. 1983. Individually marking American eels by freeze branding. Prog. Fish-Cult. 45:62-63.
- Taylor, J.E.S. 1979. Preliminary study of eel fishing (*Anguilla rostrata*) in Nova Scotia. Nova Scotia Dept. Fisheries Manu. Tech. Rep. Ser. No. 79-03.
- Thomson, I.D. 1975. Sportfishing in Prince Edward Island: a survey of anglers. Fisheries and Marine Service, Ottawa, and Fish and Wildlife Division, Charlottetown.
- Vladykov, V.D. 1969. Eel tagging in Cape Breton, Nova Scotia, 1968. Progress Report No. 8., Canadian Dept. Fisheries.
- Vladykov, V.D. 1970a. Progress Reports No.s 1 to 5 of the American eel (*Anguilla rostrata*) studies in Canada. Dept. Fisheries and Forestry, Ottawa.
- Vladykov, V.D. 1970b. Homing of the American eel (*Anguilla rostrata*). Progress Report no. 10. Biology Dept., University of Ottawa.
- Vladykov, V.D. 1971. Homing of the American eel, *Anguilla rostrata*, as evidenced by returns of transplanted tagged eels in New Brunswick. Can. Field-naturalist 85:241-248.
- Wallace, J. 1973. The eel fishery resource of Prince Edward Island (an assessment). PEI Dept. Fisheries.
- Yunker, D.S., R. MacPherson, and A. Kristoffersen. 1973. Eel fishery on Prince Edward Island 1973. PEI Dept. Fisheries.
- Zippin, C. 1958. The removal method of population estimation. J. Wildl. Manage. 22:82-90.

Table 1. Summary of regulations governing commercial and recreational eel fisheries in the southern Gulf of St. Lawrence. There is no fishery for American eel elvers in the southern Gulf of St. Lawrence.

Sector	Waters	Gear	Licence re-quired	Number of licences in 2004	2004-2006		2004		2005		2006		Comments
					Minimum distance between gears (m)	Minimum size (cm) that may be retained	Open season	Minimum size (cm) that may be retained	Open season	Minimum size (cm) that may be retained	Open season	Minimum size (cm) that may be retained	
<u>Gulf NB</u>	Commercial	Tidal ^a	Fyke nets	Yes	163	200	1 Apr - 31 Oct	50	1 May - 30 Jun 22 Jul - 7 Oct	53	1 May - 30 Jun 1 Aug - 18 Oct	53	The minimum size in all Gulf NB eel fisheries increased from 20 cm to 38.1 cm in 1996, to 46 cm in 2001, and to 50 cm in 2004. Open seasons for Restigouche and Gloucester Counties in 2005 was 22 Apr - 30 Jun and 22 Jul - 30 Sep. There are some local variations in open season.
	Recreational	Tidal	Spears	No			16 Nov - 31 Aug	50	15 May-31 Aug 1 Dec - 31 Jan	1, 53	15 May-31 Aug 1 Dec - 31 Jan	1, 53	A maximum of 10 eels per day may be retained. In 2005 and 2006, minimum size was 1 cm for winter spearing and 53 cm for summer spearing.
<u>Gulf NS</u>	Commercial	Tidal ^a	Fyke nets	Yes	48	200	1 Sep - 31 Oct	50	1 Sep - 31 Oct	50	1 Sep - 31 Oct	50	The minimum size in all Gulf NS eel fisheries increased from 20 cm to 46 cm in 1996, and to 50 cm in 2001.
	Commercial	River	Weirs	Yes	16	200	1 Sep - 31 Oct	50	1 Sep - 31 Oct	50	1 Sep - 31 Oct	50	Used in non-tidal portions of the Margaree River to capture descending silver eels.
	Commercial	Tidal ^a	Pots	Yes	63	200	1 Sep - 31 Oct	50	1 Sep - 31 Oct	50	1 Sep - 31 Oct	50	
	Recreational	Tidal	Pots	Yes	6	200	1 Sep - 31 Oct	50	1 Sep - 31 Oct	50	1 Sep - 31 Oct	50	A maximum of 10 eels per day may be retained.
	Commercial	Tidal	Spears	Yes	35		15 Jan - 30 Jun	50	15 Jan - 30 Jun	50	15 Jan - 30 Jun	50	
	Recreational	Tidal	Spears	No			15 Jan - 30 Jun	50	15 Jan - 30 Jun	50	15 Jan - 30 Jun	50	A maximum of 10 eels per day may be retained.
<u>PEI</u>	Commercial	Tidal	Fyke nets	Yes	238	200	16 Aug - 15 Oct	50.8	16 Aug - 15 Oct	53	16 Aug - 15 Oct	53	A 46 cm minimum size was imposed in all PEI eel fisheries in the 1970s. The limit was raised to 50.8 cm in 1998. In 1999, the open season for the fyke-net fishery was changed from 16 Aug - 31 Oct to 16 Aug - 15 Oct.
	Commercial	Tidal	Spears	Yes	679		17 May - 30 Jun	50.8	Closed		Closed		Prior to 1993, the season was 1 Apr - 15 Aug. Prior to 1996, spearing was also permitted in Nov. In 1999, the season was changed from 1 Apr - 30 Jun to 17 May - 30 Jun. In 2001, the season was changed to 1 - 30 Jun. In the early 2000s this fishery became inactive due to market conditions.
Recreational	Tidal	Spears	No			1 Jan - 31 Mar	50.8	20 Dec 2005 - 26 Feb 2006	25	20 Dec 2006 - 29 Jan 2007	25	A maximum of 6 eels per day may be retained. The season in winter 2005/2006 was extended to 26 Feb due to late freeze-up.	

^aSome gears are licenced for specified non-tidal waters

Table 2. Reported landings (tonnes) of eels in the southern Gulf of St. Lawrence, by statistical district. Data from LeBlanc and Chaput 1991 (1917-1988) and from DFO Statistics Branch (1989-2005). Blank cells indicate no landings were reported.

Year	New Brunswick										Nova Scotia							Prince Edward Island																							
	Bay of Chaleur					Miramichi					Mainland west	Mainland - east			Cape Breton		North shore - west and central			East			South shore - west and central																		
	63	64	65	66	67	68	69	70	71	72		73	74	75	76	77	78	79	80	45	46	10	11	12	13	3	2	92	93	95	96	88	87	86	85	83	82				
1917	1.4		0.8																			0.4	4.3	7.9																	
1918	1.4		36.5		1.1			3.6	1.6	0.3		0.7	5.4	0.7	3.4								1.4	5.4		3.3	3.0														
1919	1.1	0.5	2.7				2.3	2.9	3.6				1.8	2.7	3.6								0.8			3.2	2.3														
1920	1.1							8.0	1.8		7.3	5.2	2.3	5.2	2.3	3.0							0.7	2.2		7.8	2.3														
1921	1.6							4.5	7.0			2.3	0.4	0.1	1.1								2.4	6.2		6.2	6.2														
1922	1.2							4.5				2.3	1.8	1.8	0.6								1.5	5.4		0.6															
1923	1.8							0.5				2.3	1.8	1.1									0.2	0.5																	
1924	1.2							0.9				4.4	0.4										1.0	6.4		0.1															
1925	0.9							13.6				0.2											1.5	2.7		0.1															
1926	0.3							0.7				1.0											3.9	1.8																	
1927	0.5							0.9															3.0	0.5																	
1928	1.0											0.1											3.2	3.2		0.2															
1929	0.5							3.6															0.7	3.6		0.2															
1930	1.0							8.9															2.2	10.9		2.1															
1931	0.7							17.0															3.5	8.2		0.2															
1932	0.1											0.1	0.2										4.5	9.1		0.2															
1933								6.3				1.8											4.0	9.5		3.2															
1934								7.4				0.7	1.6										2.5	2.7		0.6															
1935								9.4				0.8	0.5										2.1	2.7		0.4															
1936								3.9				1.5	0.6										0.0	2.1		0.4															
1937								1.6				0.3	0.9										0.0	1.4		0.4															
1938								2.0				0.4	0.5										0.5	3.2		0.5															
1939								2.3				1.2	0.2										1.4	2.8		5.4															
1940								5.7				1.0	0.5										0.1	0.3		3.6	1.3														
1941								0.9				1.0	0.5										0.1	0.2		3.4	1.5														
1942								2.1				0.9	0.5										0.0	0.3		2.4	2.1														
1943								2.7				1.5	0.5										0.0	0.3		2.6	2.3														
1944								3.1					1.1										0.0	0.2		2.6	2.3														
1945								3.8				3.5	1.4										0.0	0.2		0.9	4.1	1.7													
1946								4.5				1.6	1.4										0.1	0.2		6.5	3.0	0.9													
1947								10.1				7.5	1.4										0.0	0.1		11.6	3.5	1.5													
1948								20.9				6.8	0.9										0.0	0.1		8.6	3.2	1.8													
1949								17.7				4.5	4.5										0.0	0.3		6.4	1.4	0.9													
1950								10.9				8.6	3.6										0.0	0.3		6.4	1.4	0.9													
1951								5.4				8.2	1.8										0.9	4.5		27.7	4.5														
1952								3.2				0.5	5.0										0.9	4.1		15.4	3.6														
1953								5.4				2.7	3.6										0.5	3.2		5.9	2.3														
1954								7.7				2.7	3.6										0.9	0.5		4.5	1.8														
1955								5.4				0.9	23.6										0.5	1.4		2.7	1.8														
1956								3.6				40.4	3.2										0.9	1.4		4.1	4.1														
1957								3.2				0.5	1.8	4.5									0.9	0.5		12.7	0.5														
1958								2.7				5.4	4.5										2.3	5.9		5.9	0.5														
1959								2.7				10.9	0.9										2.3	5.9		5.9	0.5														
1960								8.2				0.9	9.5	2.3									1.8	0.5		9.5	0.5														
1961								10.9				0.9	2.3	2.7									0.9	8.6		1.4	0.5														
1962								9.1				2.7	41.8	2.3									0.5	0.5		15.4	2.7	4.5													
1963								7.3				5.9	62.7	2.3									0.5	1.4		10.4	3.2	10.4													
1964								10.0				7.3	31.3	1.8									0.5	0.9		10.9	2.7														
1965								18.2				10.9	19.5	2.7									0.5	0.5		11.4	1.4														
1966								17.7				17.7	10.4	9.5									0.5	0.5		10.4	1.8														
1967								0.5				24.1	30.0	14.5									0.5	0.5		12.3															
1968								21.8				5.4	9.1	14.5									0.5	0.9		34.1	0.9														
1969								18.6				13.6	6.8	5.0	9.1								0.5	0.9		34.1	0.9														
1970								1.4				9.3	10.9	15.1	12.2	0.2							0.3	1.7		22.8	0.4														
1971								1.1				24.9	19.4	6.0	24.7	0.1	0.2						0.3	1.7		22.8	0.4														
1972								2.0				25.6	16.0	9.0	24.9	19.4	6.0	24.7	0.1	0.2			0.3	1.7		22.8	0.4														
1973								2.0				25.6	16.0	9.0	24.9	19.4	6.0	24.7	0.1	0.2			0.3	1.7		22.8	0.4														

Table 2 (continued)

Year	New Brunswick										Nova Scotia										Prince Edward Island																													
	Gulf - north					Miramichi					Gulf - central					Gulf - southeast					Mainland west					Mainland - east					Cape Breton					North shore - west and central					East					South shore - west and central				
	63	64	65	66	67	68	69	70	71	72	73	74	75	76	77	78	79	80	45	46	10	11	12	13	3	2	92	93	95	96	88	87	86	85	83	82														
1970	0.7	2.3				32.7	102.3	4.9	23.0	8.5	5.7	26.2	70.2	11.8	6.2	0.2	0.2	0.3	9.1	54.4	25.1	1.6	9.7	50.4	12.4	1.8	1.4	76.7	6.4																					
1971	7.4	4.8	0.0			59.2	52.3	14.1	29.8	10.6	0.6	29.4	75.1	24.2	11.8	0.1	1.1	0.0	7.4	4.3	28.1	0.3	10.8	62.5	39.0	5.3	7.7	35.1	45.8	3.6	138.8	13.6																		
1972	4.0					56.0	38.9	44.6	22.4	10.2	0.1	20.9	56.7	9.7	9.0	0.3	0.0		7.6	1.1	18.0	0.7	22.9	63.9	25.9	21.2	9.6	30.4	20.8	4.1	89.1	7.8																		
1973		0.1				52.7	21.7	46.5	4.2	7.7	11.4	23.8	39.1	5.2	7.7	0.3			1.2	1.5	19.6	1.0	4.7	31.8	18.4	14.9	7.3	13.7	15.1	3.3	47.7	5.0																		
1974	0.1					2.0	42.4	23.3	23.1	12.9	2.7	16.1	17.2	3.7	12.4	0.3			1.4	23.4	0.1	3.4	13.2	10.8	5.7	10.9	10.3	12.2	3.7	34.4																				
1975						0.1	24.8	38.6	10.8	17.7	1.1			3.4	3.4	0.2	5.0		2.3	14.0	0.2	7.1	20.7	12.1	11.8	4.3	12.0	13.7	1.6	0.7	26.6																			
1976						0.9	30.3	28.8	2.4	15.0				18.8	4.7	0.0	4.9		2.8	4.0	0.2	6.1	24.5	9.9	3.9	1.2	8.7	11.9	3.5	29.5	1.0																			
1977						15.0	17.5	3.1	10.0			1.4	8.8	20.0	1.7	32.6	0.0		0.6	2.9		2.4	19.6	12.1	3.2	0.9	17.7	10.6	7.0	26.3	0.2																			
1978						14.2	19.2	3.7	18.7			9.3	6.4	0.3	8.6				1.2	2.8	1.2	7.1	28.0	17.8	5.4	2.1	21.2	10.5	0.7	1.5	26.2	0.2																		
1979						8.4	35.5	7.3	23.1			11.0	11.9	2.4	1.6	0.7	4.1		1.0	1.1	0.3	6.1	23.7	21.7	6.9	0.4	6.1	29.0	0.3	0.5	22.4																			
1980						17.7	54.2	9.1	15.7			9.3	14.8	19.3	7.5	2.6	0.2	1.9		0.2	0.8	6.6	8.5	27.5	21.9	2.1	22.0	18.8	0.2	0.1	18.9	0.1																		
1981						18.8	62.9	7.2	21.3			1.3	26.4	41.3	9.7	0.9	0.1	2.6		0.3	0.3	4.3	34.7	49.0	45.9		42.8	31.2	2.5	13.0	0.9																			
1982						0.0	0.0	13.9	17.6	4.9	19.3	0.3	17.0	67.7	18.0	0.5	0.0	1.2		1.1	0.2	8.8	39.3	38.4	25.8	0.9	25.1	17.5	0.3	20.1	0.2																			
1983							9.9	3.7	10.1			4.8	4.2	41.7	21.8	1.2	0.0	1.1	0.2	0.0	0.1	5.4	34.2	30.3	27.6	0.1	28.1	7.1	0.4	21.4	1.3																			
1984												1.5	24.7	4.1	7.7			2.2				6.7	30.1	27.6	55.9	0.4	33.9	3.8	0.3	12.6																				
1985												7.4	44.4	2.5	3.4			0.0	0.0	0.0	0.5	4.3	40.9	28.8	10.3	1.4	30.6	2.5	2.1	22.7	0.1																			
1986												6.8	10.0	5.4	8.9			0.0	0.0	0.0	0.1	9.9	28.4	62.8	21.1	5.5	32.4	2.2	23.6	5.1	44.9																			
1987												4.3	3.6	5.4	8.9			1.4	1.9	1.3	1.3	4.2	9.6	57.8	16.7	1.0	32.4	1.7	0.6	0.6	29.5																			
1988												1.4	3.5	30.8	8.2			1.6	23.8	130.4	28.9	0.3	0.4	1.4	1.3	0.3	5.8	14.2	1.7	15.3	31.3	16.6	1.7	35.1	11.3	5.4	0.3	7.7												
1989												1.4	30.5	13.1	8.8			1.2	11.2	109.2	31.3	0.9	0.0	3.0	4.3	1.2	4.4	15.2	0.1	2.0	7.1	13.9	18.6	1.6	17.0	9.2	0.6	1.5												
1990												3.6	21.9	7.2	26.4	10.8		5.0	9.6	44.8	19.9	0.1	0.7			1.7	6.6	10.3	1.3	0.2	15.6	60.1	16.8	17.8	10.3	3.2	14.0	2.1												
1991												0.7	1.3	9.6	17.1	4.7	10.5		25.2	49.4	11.7					1.4	0.8	6.2	18.3	1.3	6.8	7.3	68.3	13.6	1.7	18.0	1.6	3.3	3.3											
1992												0.7	3.0	27.6	3.0	9.1		0.3	14.9	52.6	8.4				1.0	5.0	20.2	20.9	3.4	5.2	6.0	10.4	8.7	0.3	23.1	2.2	0.6	2.5	0.7											
1993												1.0	12.8	10.8	8.9			0.2	20.0	26.3	2.1				9.9	13.8	58.5	1.6	3.7	17.8	23.6	9.0	2.0	3.3	14.5	0.6	1.6	1.9												
1994												0.3	7.9	9.0	5.7	7.3			14.3	21.2	1.4				1.7	2.7	27.0	0.3	8.4	6.7	12.8	8.1	5.1	5.9	3.3	0.4	0.1	0.8												
1995												0.5	2.3	3.5	11.9	4.2	4.4		6.0	24.4	2.1				1.5	1.2	10.3	0.3	2.6	1.5	23.3	4.9	1.4	0.2	2.1	0.1	0.3	0.8												
1996												1.4	1.3	6.5	11.2	5.2	2.8		0.8	3.0	14.0	2.5			0.7	0.1	6.4	4.2	2.9	21.8	4.0	2.0	3.8	5.5	1.7	0.0	0.7	0.8												
1997												0.1	1.4	0.2	10.8	4.6	3.8	1.9		2.6	6.2	2.7			1.0	0.0	0.8	3.0	3.4	10.7	3.2	5.3	5.5	1.7	0.3	0.2	1.0	0.1												
1998												0.7	2.8	9.5	8.2	6.0	1.4		2.3	2.2	12.3	3.0			0.9	0.0	0.0	4.5	4.1	6.1	4.7	1.4	3.3	1.9	0.8	0.1	1.1	0.1												
1999												1.4	4.4	13.4	6.9	5.3	3.2		0.7	2.5	1.6	4.5	2.4	1.0		0.1	0.1	0.2	0.1	3.0	7.4	14.3	8.0	1.2	0.6	4.0	0.1	0.1	5.4	0.1										
2000												0.9	2.3	32.9	8.3	2.0	4.3		0.6	1.0	19.0	1.9	1.8	1.4		0.1	0.1	0.2	0.1	4.4	8.6	18.8	7.9	5.3	11.2	4.0	0.8	0.1	1.5	5.3										
2001												0.7	0.3	37.0	20.2	7.4	2.6		1.0	3.9	13.4	2.6	2.1	1.0		0.1	0.1	0.2	0.1	3.0	7.4	14.3	8.0	1.2	0.6	4.0	0.1	0.1	5.4	0.1										
2002												1.8	34.2	23.5	11.1	1.5			3.8	17.0	30.4	3.4	1.3	1.1		0.1	0.3	0.9	2.9	14.5	15.1	14.8	3.8	18.7	12.6	0.1	0.1	6.6	0.3											
2003												2.3	1.8	30.1	33.0	20.6	0.1		3.5	9.5	23.2	3.4	1.7	0.2		1.1	1.1	3.6	0.9	3.5	12.1	12.0	12.2	0.4	13.0	8.0	1.1	0.1	11.7	0.7										
2004												0.2	3.0	2.7	22.6	27.1	18.6	2.5		21.1	5.9	10.3	6.6	8.8		0.1	0.2	2.5	0.1	1.2	10.7	16.5	11.4	0.9	10.5	4.5	0.1	0.3	13.1	1.0										
2005												1.5	1.8	4.2	19.9	19.0	14.9			7.3	5.0	14.2	5.8	8.3		0.1	0.5	2.5	0.1	3.5	11.0	3.8	16.3	5.3	10.9	1.5	0.0	6.3	0.7											

^aLandings reported by LeBlanc and Chaput (1991) for Statistical Districts 2 and 3 for 1968-1972 and for 1974-1976 are implausibly high. For 1968, landings for these districts are from Anon. (1968). For 1969-1972 and 1974-1976, summed landings for Districts 2 and 3 are taken as Nova Scotia landings (Anon. 1976, and earlier reports in the same series) minus Nova Scotia Scotia-Fundy landings (Jessop 1996) minus Nova Scotia Gulf mainland landings (LeBlanc and Chaput 1991). Landings for individual Districts 2 and 3 are from the ratio of summed landings for these districts for 1964-1968, 1973, and 1977-1981.

Table 3. Reported landings (tonnes) of American eels in the southern Gulf of St. Lawrence, 1917-2005, by province and region.

Year	Gulf New Brunswick						Gulf Nova Scotia				Prince Edward Island					Total
	Bay of Chaleur	Gulf-north	Mira-michi	Gulf-central	Gulf-south-east	Total	Main-land west	Main-land east	Cape Breton	Total	North shore west & central	East	South shore west & central	Total	Recreational, by trout licence-holders ^a	
1917	2.2	33.1	5.5	0.7	9.5	51.0	0.0	12.6	0.0	12.6	0.0	0.0	0.0	0.0	63.6	
1918	1.4	37.6	6.5	8.2	8.1	61.8	0.0	6.8	6.3	13.1	0.0	0.0	0.0	0.0	74.9	
1919	4.3	47.7	5.3	12.5	5.3	75.1	0.0	0.8	5.5	6.3	0.0	0.0	0.0	0.0	81.4	
1920	1.1	9.4	9.8	2.3	1.6	24.2	0.0	2.9	7.8	10.7	0.0	0.0	0.0	0.0	34.9	
1921	1.6	4.5	11.5	13.5	9.6	40.7	0.0	8.6	6.2	14.8	0.0	0.0	0.0	0.0	55.5	
1922	1.2	4.5	3.6	2.3	2.4	14.0	0.0	6.9	0.6	7.5	0.0	0.0	0.0	0.0	21.5	
1923	1.8	5.0	1.1	0.5	1.8	10.2	0.0	0.7	0.0	0.7	0.0	0.0	0.0	0.0	10.9	
1924	1.2	2.0	0.9	4.4	1.5	10.0	0.0	7.4	0.1	7.5	0.0	0.0	0.0	0.0	17.5	
1925	0.9	14.4	1.8	0.2	1.1	18.4	0.0	4.2	0.1	4.3	0.0	0.0	0.0	0.0	22.7	
1926	0.3	3.0	0.0	1.0	1.1	5.4	0.0	5.7	0.0	5.7	0.0	0.0	0.0	0.0	11.1	
1927	0.5	0.9	0.0	0.0	0.0	1.4	0.0	3.5	0.0	3.5	0.0	0.0	0.0	0.0	4.9	
1928	1.0	4.5	10.7	0.1	0.0	16.3	0.0	6.4	0.2	6.6	0.0	0.0	0.0	0.0	22.9	
1929	0.5	3.6	1.1	0.0	0.0	5.2	0.0	4.3	0.2	4.5	0.0	0.0	0.0	0.0	9.7	
1930	1.0	8.9	1.9	0.0	0.0	11.8	0.0	13.1	2.1	15.2	0.0	0.0	0.0	0.0	27.0	
1931	0.7	17.0	0.8	0.1	0.2	18.8	0.0	11.7	0.2	11.9	0.0	0.0	0.0	0.0	30.7	
1932	0.1	6.3	0.9	0.0	1.8	9.1	0.0	13.6	0.2	13.8	0.0	0.0	0.0	0.0	22.9	
1933	0.0	7.4	1.3	0.7	1.6	11.0	0.0	13.5	3.2	16.7	0.0	0.0	0.0	0.0	27.7	
1934	0.0	9.4	0.6	0.8	0.5	11.3	0.0	5.2	0.6	5.8	0.0	0.0	0.0	0.0	17.1	
1935	0.0	3.9	1.6	1.5	0.6	7.6	0.0	4.8	0.4	5.2	0.0	0.0	0.0	0.0	12.8	
1936	0.0	1.6	1.6	0.3	0.9	4.4	0.0	3.7	0.4	4.1	0.0	0.0	0.0	0.0	8.5	
1937	0.0	2.0	2.8	0.4	0.5	5.7	0.0	3.7	0.5	4.2	0.0	0.0	0.0	0.0	9.9	
1938	0.0	2.3	5.7	1.2	0.2	9.4	0.1	9.6	0.0	9.7	0.0	0.0	0.0	0.0	19.1	
1939	0.0	5.7	3.8	1.0	0.5	11.0	0.1	7.3	1.3	8.7	0.0	0.0	0.0	0.0	19.7	
1940	0.0	0.9	2.4	1.0	0.5	4.8	0.1	9.0	1.5	10.6	0.0	0.0	0.0	0.0	15.4	
1941	0.0	0.0	2.2	0.9	0.5	3.6	0.0	2.0	1.4	3.4	0.0	0.0	0.0	0.0	7.0	
1942	0.0	5.1	5.4	1.5	0.5	12.5	0.0	2.7	2.1	4.8	0.0	0.0	0.0	0.0	17.3	
1943	0.0	8.9	4.1	0.0	1.1	14.1	0.0	2.7	2.3	5.0	0.0	0.0	0.0	0.0	19.1	
1944	0.0	3.9	5.1	3.5	1.4	13.9	0.0	5.2	1.7	6.9	0.0	0.0	0.0	0.0	20.8	
1945	0.0	6.4	5.1	1.6	1.4	14.5	0.1	9.7	0.9	10.7	0.0	0.0	0.0	0.0	25.2	
1946	0.0	10.1	5.8	7.5	5.7	29.1	0.0	15.2	1.5	16.7	0.0	0.0	0.0	0.0	45.8	
1947	0.0	20.9	3.2	6.8	0.9	31.8	0.0	11.8	1.8	13.6	0.0	0.9	0.0	0.9	46.3	
1948	0.0	17.7	2.3	4.5	4.5	29.0	0.0	7.8	0.9	8.7	0.0	10.0	0.0	10.0	47.7	
1949	0.0	10.9	6.3	8.6	3.6	29.4	0.0	33.1	4.5	37.6	0.0	3.6	0.0	3.6	70.6	
1950	0.0	5.4	6.8	8.2	1.8	22.2	0.0	20.0	3.6	23.6	0.0	2.3	0.0	2.3	48.1	
1951	0.0	5.4	4.6	0.5	5.0	15.5	0.0	15.5	5.4	20.9	0.0	3.6	0.0	3.6	40.0	
1952	0.0	7.7	1.8	2.7	3.6	15.8	0.0	9.6	2.3	11.9	0.0	5.0	0.0	5.0	32.7	
1953	0.0	5.4	0.9	1.8	5.0	13.1	0.0	5.9	1.8	7.7	0.0	6.3	0.0	6.3	27.1	
1954	0.0	5.4	3.2	0.9	23.6	33.1	0.0	4.6	1.8	6.4	0.0	3.7	0.0	3.7	43.2	
1955	0.9	3.6	0.5	40.4	3.2	48.6	0.0	6.4	4.1	10.5	0.0	9.1	0.0	9.1	68.2	
1956	0.0	3.2	0.5	2.3	4.5	10.5	0.0	14.1	0.5	14.6	0.0	4.6	0.0	4.6	29.7	
1957	0.0	2.7	0.5	5.4	0.0	8.6	0.0	8.2	1.9	10.1	5.0	2.3	5.0	12.3	31.0	
1958	0.0	2.7	0.0	10.9	0.9	14.5	0.0	11.8	2.3	14.1	5.9	3.2	9.6	18.7	47.3	
1959	0.0	8.2	2.7	10.4	2.3	23.6	0.0	9.5	1.9	11.4	17.7	1.0	7.7	26.4	61.4	
1960	0.0	10.9	2.7	14.6	2.7	30.9	0.0	16.4	7.2	23.6	14.1	3.7	14.1	31.9	86.4	
1961	0.0	9.1	1.5	44.5	2.3	57.4	0.0	16.4	11.4	27.8	9.1	1.8	6.8	17.7	102.9	
1962	0.0	7.3	3.7	68.6	2.3	81.9	0.5	12.3	13.6	26.4	5.4	0.0	7.7	13.1	121.4	
1963	0.0	10.9	2.4	38.6	1.8	53.7	0.0	12.7	10.9	23.6	4.6	1.8	9.5	15.9	93.2	
1964	0.0	18.7	4.6	30.4	2.7	56.4	0.5	12.4	5.9	18.8	14.1	2.8	17.3	34.2	109.4	
1965	0.0	17.7	7.3	28.1	9.5	62.6	0.0	10.9	5.4	16.3	11.8	6.8	30.0	48.6	127.5	
1966	0.5	22.3	7.8	54.1	14.5	99.2	0.0	12.3	2.7	15.0	9.5	0.0	23.3	32.8	147.0	
1967	0.0	41.3	45.8	11.8	9.1	108.0	0.0	35.5	16.8	52.3	10.0	15.9	35.9	61.8	222.1	
1968	0.8	36.2	65.9	20.2	27.5	150.6	0.0	23.3	5.0	28.3	51.0	27.7	52.0	130.7	309.6	
1969	2.5	84.0	52.6	44.3	30.8	214.2	0.2	24.8	13.1	38.1	77.7	59.0	57.8	194.5	446.8	

Table 3 (continued)

Year	Gulf New Brunswick					Gulf Nova Scotia				Prince Edward Island				Total		
	Bay of Chaleur	Gulf-north	Mira-michi	Gulf-central	Gulf-south-east	Total	Main-land west	Main-land east	Cape Breton	Total	North shore west & central	East	South shore west & central		Total	Recreational, by trout licence-holders ^a
1970	3.0	135.0	42.1	96.4	18.2	294.7	0.4	35.6	9.4	45.4	90.8	62.8	86.3	239.9		580.0
1971	12.2	111.5	55.1	104.5	36.1	319.4	1.1	39.8	11.2	52.1	114.5	80.9	156.0	351.4		722.9
1972	4.0	94.9	77.3	77.6	19.0	272.8	0.0	26.7	23.6	50.3	120.6	51.2	101.0	272.8		595.9
1973	0.1	74.4	69.8	62.9	13.2	220.4	0.0	22.3	5.7	28.0	72.4	28.8	56.0	157.2	3,000	405.6
1974	0.1	67.7	38.7	33.3	16.4	156.2	0.0	24.8	3.5	28.3	40.6	22.5	38.1	101.2		285.7
1975	0.0	63.5	29.6	20.7	7.0	120.8	5.0	16.3	7.3	28.6	48.9	25.7	28.9	103.5	11,619	252.9
1976	0.0	58.0	18.2	19.0	23.5	118.7	4.9	6.8	6.3	18.0	39.5	20.6	34.0	94.1		230.8
1977	0.0	32.5	14.5	28.8	34.3	110.1	0.0	3.5	2.4	5.9	35.8	28.3	33.5	97.6		213.6
1978	1.2	33.4	22.4	15.7	8.9	81.6	0.0	5.2	7.1	12.3	53.3	31.7	28.6	113.6		207.5
1979	0.0	43.9	30.9	22.9	4.7	102.4	4.1	2.4	6.1	12.6	52.7	35.1	23.2	111.0		226.0
1980	0.0	71.9	34.1	34.1	10.3	150.4	1.9	1.0	6.6	9.5	60.0	40.8	19.3	120.1	79,100	280.0
1981	1.3	81.7	29.8	67.7	10.7	191.2	2.6	0.6	4.3	7.5	129.6	74.0	16.4	220.0		418.7
1982	0.0	31.5	24.5	84.7	18.5	159.2	1.2	1.3	8.8	11.3	104.4	42.6	20.6	167.6		338.1
1983	0.0	9.9	18.6	45.9	23.0	97.4	1.3	2.9	5.4	9.6	92.2	35.2	23.1	150.5		257.5
1984	0.0	26.2	12.2	78.5	5.5	122.4	2.2	0.0	6.7	8.9	114.0	37.7	12.9	164.6		295.9
1985	0.9	51.8	7.7	116.5	25.5	202.4	0.3	0.5	4.3	5.1	81.4	33.1	24.9	139.4	8,307	346.9
1986	1.4	16.8	16.2	106.5	89.3	230.2	3.0	2.7	9.9	15.6	117.8	34.6	73.6	226.0		471.8
1987	3.6	7.9	18.0	124.4	17.7	171.6	3.2	5.7	4.3	13.2	85.1	34.1	30.7	149.9		334.7
1988	4.2	4.9	40.6	154.2	29.6	233.5	2.7	20.3	1.7	24.7	64.9	46.4	13.4	124.7		382.9
1989	1.4	31.9	23.1	120.4	32.2	209.0	7.3	20.8	2.1	30.2	41.2	26.2	2.1	69.5		308.7
1990	0.0	32.7	42.2	54.4	20.0	149.3	0.7	18.6	1.5	20.8	92.5	28.1	3.2	123.8	2,481	293.9
1991	0.7	28.0	15.2	74.6	11.7	130.2	1.4	25.3	8.1	34.8	90.9	19.6	16.1	126.6		291.6
1992	0.0	31.3	12.4	67.5	8.4	119.6	1.3	46.1	8.6	56.0	25.4	25.3	3.3	54.0		229.6
1993	0.0	19.9	19.9	46.3	2.2	88.3	1.7	82.2	5.3	89.2	52.4	17.8	3.8	74.0		251.5
1994	0.0	17.2	13.0	35.5	2.4	68.1	2.5	31.4	8.4	42.3	32.7	9.2	3.9	45.8		156.2
1995	0.5	17.6	9.2	30.4	2.5	60.2	0.2	13.1	3.0	16.3	31.1	2.3	1.2	34.6	2,542	111.0
1996	1.4	19.0	8.8	17.1	2.5	48.7	0.0	7.2	4.2	11.4	30.6	3.8	1.5	36.0		96.1
1997	1.4	15.7	6.8	8.8	3.7	36.4	0.8	13.5	3.0	17.2	22.6	7.2	1.5	31.3		84.9
1998	0.7	20.5	9.7	14.5	3.9	49.2	0.1	10.2	4.7	15.0	16.2	5.2	2.2	23.6		87.8
1999	1.4	24.7	9.1	4.1	7.9	47.2	1.0	3.4	4.5	9.0	28.8	5.0	1.5	35.3		91.5
2000	0.9	43.5	6.8	20.0	5.1	76.4	0.0	2.1	4.7	6.9	40.6	15.2	7.6	63.5	3,000	146.7
2001	0.7	57.5	11.0	17.3	5.7	92.2	0.0	0.3	3.1	3.4	30.8	4.6	5.7	41.2		136.8
2002	0.0	59.5	16.3	47.4	5.7	129.0	0.0	1.3	2.9	4.2	48.1	31.2	7.1	86.4		219.6
2003	2.4	64.9	24.2	32.7	15.4	139.6	0.0	4.7	4.4	9.1	36.7	21.0	13.6	71.3		219.9
2004	3.2	52.3	42.2	16.2	15.4	129.3	0.0	3.0	1.3	4.4	39.5	15.0	14.5	69.0		202.6
2005	3.3	43.1	22.2	19.3	14.1	101.9	0.0	3.2	3.8	7.0	36.4	12.3	7.1	55.8		164.7

^aEstimated numbers of retained eels, from mail-out surveys to holders of recreational trout licences. This column is not included in the PEI or southern Gulf totals. Sources: Thomson 1975; Anon. 1978, 1988, 1994, 1997b, 2003; Smith and Brickley 1985.

Table 4. Reported landings (tonnes) and landed value of eels in Gulf New Brunswick by month and gear type, 1990-2005. Data from DFO Statistics Branch unless otherwise indicated.

Year	Month												Gear			Supp. B % ^a	Total Landed value (\$)	SST ^b	
	Jan	Feb	Mar	Apr	May	Jun	Jul	Aug	Sep	Oct	Nov	Dec	Fyke	Longlines	Spears				
1990	2.1	1.8	4.1	3.6	11.6	38.7	15.2	15.6	25.6	25.2	3.9	2.0	88.1	0.00	61.2	28.5	149.3	500,206	
1991	2.3	2.1	3.3	6.3	12.3	24.9	10.7	5.8	28.9	27.1	2.3	4.5	68.0	0.00	62.3	24.2	130.2	469,308	
1992	0.7	0.6	0.7	5.9	12.8	12.6	13.5	19.8	24.2	21.3	4.0	3.3	65.7	0.00	53.8	19.1	119.6	444,333	
1993	2.1	0.2	0.2	5.5	8.5	17.8	10.3	9.7	20.8	10.1	2.5	0.4	59.0	0.00	29.2	21.8	88.3	335,903	
1994	0.0	0.2	0.1	1.6	5.1	12.1	5.2	9.6	18.1	12.5	1.9	1.7	58.5	0.00	9.5	14.0	68.1	282,472	
1995	3.0	2.8	2.1	1.6	1.2	8.9	5.6	6.8	13.3	12.8	0.9	1.2	50.5	0.00	9.6	22.2	60.2	265,932	
1996	3.2	3.7	0.3	0.0	3.2	5.4	7.6	11.3	8.6	4.7	0.3	0.4	41.0	0.00	7.7	21.0	48.7	244,549	
1997	0.4	0.0	0.0	0.1	3.6	4.1	4.6	9.4	7.7	2.3	1.9	2.3	34.5	0.00	1.9	17.8	36.4	201,489	
1998	0.0	0.0	0.0	0.3	2.0	4.5	5.0	11.4	17.3	8.6	0.0	0.0	46.6	0.00	2.6	10.9	49.2	270,658	
1999	3.0	0.7	0.3	0.9	4.7	4.1	7.3	9.2	9.8	4.3	0.0	2.7	38.3	0.00	8.9	32.2	47.2	241,822	
2000	1.1	1.1	0.2	4.4	12.7	8.4	12.4	9.0	15.8	10.1	0.5	0.5	70.0	0.00	6.4	16.0	76.4	320,265	55.8
2001	0.8	0.2	0.2	3.6	17.2	6.1	15.6	13.9	21.6	12.1	0.5	0.5	79.5	0.02	12.6	14.5	92.2	411,698	64.8
2002	0.1	0.1	0.0	2.7	19.3	12.3	18.3	19.8	27.4	18.5	6.3	4.1	107.2	0.00	21.8	19.9	129.0	528,603	68.8
2003	0.9	0.9	0.5	2.0	17.4	19.8	20.5	19.1	27.9	22.8	4.5	3.2	137.3	0.00	2.3	12.7	139.6	592,747	90.7
2004	1.6	0.5	0.0	0.6	17.4	8.7	14.7	24.9	43.5	9.9	4.5	3.1	127.2	0.00	2.0	9.5	129.3	637,337	89.8
2005	3.0	0.0	0.0	1.6	15.9	11.2	4.9	19.0	32.0	10.9	0.1	3.4	98.9	0.00	3.0	12.7	101.9	575,228	
Mean	1.5	0.9	0.7	2.5	10.3	12.5	10.7	13.4	21.4	13.3	2.1	2.1	73.2	0.00	18.4	18.6	91.6	395,159	
Mean %	1.7	1.0	0.8	2.8	11.3	13.6	11.7	14.6	23.4	14.6	2.3	2.3	79.9	0.00	20.1				

^aPercent of landings recorded as Supplementary B (landings without purchase slips, as estimated by field staff)

^bFrom purchase records of South Shore Trading Company, Port Elgin, NB, for 2000-2004.

Table 5. Reported landings (tonnes) and landed value of eels in Gulf Nova Scotia by month and gear type, 1990-2005.

Year	Month												Gear			Supp. B % ^a	Total Landed value (\$)		
	Jan	Feb	Mar	Apr	May	Jun	Jul	Aug	Sep	Oct	Nov	Dec	Fyke	Pots	Weirs			Spears	
1990	4.8	1.9	0.0	0.0	0.3	1.3	0.2	0.0	2.5	6.3	3.5	0.0	10.7	0.0	0.0	10.0	86.0	20.8	64,841
1991	9.8	2.3	0.0	0.0	2.3	3.3	1.3	1.1	0.8	7.9	5.0	1.0	21.7	0.0	0.0	12.9	97.2	34.8	121,161
1992	16.9	3.7	6.2	2.6	2.3	6.4	4.3	0.5	2.4	5.5	0.9	4.2	13.6	0.0	0.0	42.3	97.2	56.0	231,046
1993	27.8	2.9	8.2	3.9	7.3	20.7	7.1	2.7	3.5	1.6	1.4	2.1	23.1	0.0	0.0	66.1	41.1	89.2	379,665
1994	5.8	6.2	1.0	0.7	1.2	8.2	4.3	2.6	4.2	6.3	0.8	0.8	12.0	1.9	0.0	28.1	35.6	42.3	168,371
1995	0.8	0.8	0.5	1.0	4.5	4.7	0.0	0.3	0.0	2.5	1.0	0.2	3.1	0.4	0.0	12.8	40.8	16.3	75,666
1996	0.3	0.5	0.0	0.0	1.9	4.5	0.1	0.0	0.5	3.2	0.5	0.0	4.2	0.0	0.0	7.2	45.2	11.4	73,920
1997	3.7	3.2	0.9	0.6	1.0	3.4	0.5	0.3	1.9	1.8	0.0	0.0	2.1	0.0	0.0	15.2	70.8	17.2	87,361
1998	2.0	1.5	0.0	0.0	0.4	0.7	0.0	0.9	6.5	2.9	0.1	0.0	10.3	0.2	0.1	4.5	44.1	15.0	74,523
1999	0.8	0.4	0.0	0.3	0.1	0.1	0.0	0.5	3.0	3.7	0.0	0.0	7.4	0.0	0.0	1.6	57.6	9.0	43,500
2000	0.6	0.5	0.0	0.1	0.0	0.1	0.0	0.0	3.8	1.7	0.1	0.0	5.7	0.0	0.0	1.2	57.7	6.9	27,730
2001	0.2	0.2	0.0	0.0	0.0	0.1	0.0	0.0	1.7	1.2	0.0	0.0	2.9	0.0	0.0	0.5	100.0	3.4	14,952
2002	0.6	0.5	0.2	0.0	0.0	0.0	0.0	0.0	1.7	1.1	0.0	0.0	3.3	0.0	0.0	0.9	100.0	4.2	26,995
2003	3.8	1.5	1.0	0.0	0.0	0.0	0.0	0.0	1.2	1.5	0.0	0.0	2.7	0.0	0.0	6.3	100.0	9.1	53,001
2004	1.2	1.1	0.1	0.2	0.0	0.1	0.0	0.0	0.9	0.8	0.0	0.0	1.4	0.0	0.2	2.7	94.8	4.4	19,185
2005	1.1	0.9	0.4	0.0	0.0	0.1	0.0	0.0	3.3	1.1	0.0	0.0	4.4	0.0	0.0	2.6	100.0	7.0	30,830
Mean	5.0	1.8	1.2	0.6	1.3	3.4	1.1	0.6	2.4	3.1	0.8	0.5	8.0	0.2	0.0	13.4	73.0	21.7	93,297
Mean %	23.1	8.1	5.4	2.7	6.1	15.5	5.1	2.6	10.9	14.1	3.8	2.4	37.1	0.7	0.1	62.1			

^aPercent of landings recorded as Supplementary B (landings without purchase slips, as estimated by field staff)

Table 6. Reported landings (tonnes) and landed value of eels on Prince Edward Island by month and gear type, 1990-2005. Data from DFO Statistics Branch unless otherwise indicated. Data for 2005 are preliminary.

Year	Month												Gear		Supp. B % ^a	Total	Landed value (\$)	SST ^b	Recreational, by trout licence-holders Numbers ^c Tonnes ^d
	Jan	Feb	Mar	Apr	May	Jun	Jul	Aug	Sep	Oct	Nov	Dec	Fyke	Spears					
1990	0.3	0.0	0.0	0.6	13.6	21.8	10.6	20.0	27.1	22.5	5.4	1.8	117.3	6.4	7.2	123.8	390,258	2,481	1.20
1991	0.1	0.1	0.0	0.0	42.7	29.3	5.8	18.9	24.2	5.1	0.2	0.2	17.5	109.2	35.7	126.6	426,181		
1992	0.0	0.0	0.0	0.0	1.4	0.2	10.3	7.6	18.7	15.8	0.0	0.0	41.9	12.0	31.2	54.0	182,371		
1993	0.0	0.0	0.0	0.0	6.1	20.4	4.1	5.3	12.4	23.2	2.2	0.2	33.8	40.1	27.3	74.0	246,170		
1994	1.7	0.6	0.0	1.4	2.8	8.7	0.0	3.5	15.0	8.5	3.1	0.3	20.9	24.9	11.1	45.8	220,056		
1995	0.2	0.1	0.0	0.2	3.6	10.2	0.0	5.4	9.9	2.6	1.8	0.5	31.0	3.6	6.2	34.6	202,434	2,542	1.23
1996	0.5	0.2	0.0	0.7	4.6	3.8	0.0	4.7	11.5	9.0	0.6	0.4	23.0	13.0	6.7	36.0	224,016		
1997	1.7	1.5	1.0	0.0	3.5	9.7	2.0	2.4	6.7	1.9	0.6	0.4	12.4	18.9	19.0	31.3	185,074		
1998	2.3	2.1	1.3	0.0	3.4	0.0	0.0	5.3	6.8	2.3	0.0	0.0	14.1	9.5	24.4	23.6	114,719		
1999	2.3	2.1	1.2	0.0	0.0	0.0	0.0	5.1	17.1	7.6	0.0	0.0	29.5	5.8	15.8	35.3	180,224		
2000	2.2	1.9	1.1	0.0	0.0	0.0	0.0	12.9	27.9	17.5	0.0	0.0	58.3	5.2	8.2	63.5	276,560	57.9	1.64
2001	0.5	0.9	0.6	0.0	0.0	0.0	0.0	12.9	17.9	8.4	0.0	0.0	39.2	2.0	4.9	41.2	151,290	45.3	
2002	0.5	0.9	0.6	0.0	0.0	0.1	0.0	20.2	38.6	25.4	0.1	0.0	84.4	2.0	2.4	86.4	296,584	73.4	
2003	0.5	0.9	0.6	0.0	0.0	0.0	0.0	20.6	28.6	20.1	0.0	0.0	69.2	2.0	2.9	71.3	269,814	56.6	
2004	0.9	0.8	0.6	0.0	0.0	0.0	0.0	16.5	36.9	11.4	1.9	0.0	66.7	2.3	3.3	69.0	306,354	75.0	
2005	0.0	0.0	0.0	0.0	0.0	2.4	0.0	7.1	27.0	19.2	0.0	0.0	53.4	2.4		55.8	262,441		
Mean	0.8	0.7	0.4	0.2	5.1	6.5	2.0	9.0	16.4	10.6	0.9	0.2	37.0	15.9	12.7	53.0	210,359		
Mean %	1.5	1.3	0.8	0.3	9.6	12.3	3.9	17.1	31.0	20.0	1.7	0.4	69.9	30.1					

^aPercent of landings recorded as Supplementary B (landings without purchase slips, as estimated by field staff).

^bFrom purchase records of South Shore Trading Company, Port Elgin, NB, for 2000-2004.

^cEstimated numbers of retained eels, from mail-out surveys to holders of recreational trout licences. Data for 2000 are preliminary. Sources: Thompson 1975; Anon. 1997a, 2003.

^dEstimated number of retained eels converted to tonnes, based on mean weights of eels above the minimum legal size, sampled from commercial and research fyke nets on Prince Edward Island. For 1990 and 1995: legal minimum 46 cm, mean = 483.9 g, SD = 300.1, N = 2,447. For 2000, legal minimum 50.8 cm, mean = 545.7 g, SD = 295.3, N = 2,015.

Table 7. Catch per unit effort in the Gulf Nova Scotia fyke net fishery for eels, 1997-1998 and 2000-2005, by county, from commercial fisher logbooks.

Year	Cumberland			Pictou			Inverness			All counties		
	Landings (kg)	Gear- days	CPUE (kg/ gear-day)	Landings (kg)	Gear- days	CPUE (kg/ gear-day)	Landings (kg)	Gear- days	CPUE (kg/ gear-day)	Landings (kg)	Gear- days	CPUE (kg/ gear-day)
1997							2,445	1,414	1.729	2,445	1,414	1.729
1998	36.3	28	1.296				1,629	1,757	0.927	1,666	1,785	0.933
2000							1,662	1,350	1.231	1,662	1,350	1.231
2001							1,883	1,400	1.345	1,883	1,400	1.345
2002				52.2	42	1.242	2,758	1,570	1.757	2,810	1,612	1.743
2003				396.9	294	1.350	2,082	1,605	1.297	2,479	1,899	1.306
2004				474.0	266	1.782	681	211	3.229	1,155	477	2.422
2005				352.8	752	0.469	218	244	0.895	571	996	0.573
Mean	36.3	28.0	1.296	319.0	338.5	0.942	1,670	1,194	1.399	1,834	1,367	1.342

Table 8. Catch per unit effort in the pot and weir fishery for eels in Inverness County, Gulf Nova Scotia, 1997-1998, 2000, and 2003-2005, from commercial fisher logbooks.

Year	Pots			Weirs		
	Landings (kg)	Gear- days	CPUE (kg/ gear-day)	Landings (kg)	Gear- days	CPUE (kg/ gear-day)
1997	14	16	0.850			
1998	125	330	0.378	365	54	6.762
2000				266	35	7.594
2003				216	31	6.965
2004				244	39	6.246
2005				2,116	59	35.872
Mean	69	173	0.400	641	44	14.711

Table 9. Catch per unit effort in the Gulf Nova Scotia commercial spear fishery for eels, 1997-1998, and 2000-2005, by county, from fisher logbooks.

Year	Pictou			Antigonish			All counties		
	Landings (kg)	Spear- hours	CPUE (kg/ spear-hr)	Landings (kg)	Spear- hours	CPUE (kg/ spear-hr)	Landings (kg)	Spear- hours	CPUE (kg/ spear-hr)
<u>Winter spearing</u>									
1997	147.4	58	2.542	2,886	1,245	2.318	3,034	1,303	2.328
1998				1,526	463	3.296	1,526	463	3.296
2000				191	106	1.806	191	106	1.806
2001				99	90	1.096	99	90	1.096
2002	232.7	81	2.873	235	66	3.553	467	147	3.178
2003	739.4	192	3.851	1,118	447	2.504	1,857	639	2.909
2004	201.8	46	4.435	830	257	3.228	1,031	303	3.410
2005	376.0	95	3.958	2,210	363	6.087	2,586	458	5.646
Mean	339.5	94	3.600	1,137	380	2.995	1,349	439	3.076
<u>Summer spearing</u>									
1997	216.8	86	2.536	2101 ^a	536 ^a	3.921	2,318	622	3.730
1998				902	241	3.742	902	241	3.742
2000				245	80	3.067	245	80	3.067
2001	61.2	14	4.374	124	102		185	116	1.595
2002				26	12		26	12	2.192
2003				47	49		47	49	0.963
2005				442	59		442	59	7.495
Mean	139.0	49.8	2.794	298	91	3.290	595	168	3.535

^aIncludes some data from Pictou County.

Table 10
Effort and landings in the Gulf Nova Scotia fyke, pot, and weir fisheries for eels, from telephone survey of respondents who fished commercially in 2001.

County ^a	Number holding licences for any eel gear	Licence holders interviewed	Number holding licences for the particular gear	Licence-holders who fished eels with the gear		Place-ment	Mean timing of gear deployment		Gears per active fisher		Gear-days per active fisher		Landings per active fisher (kg)		Catch per unit effort (kg/gear-day)		Total landings (kg) from the gear sector ^e											
				No.	%		Survey respondents	All licencees (estimated)	Removal	Days in water	Mean	SD	N ^d	Mean	SD	N ^d	Mean	SD	N ^d	Survey res-pondents	All licencees (estimated)							
Fyke																												
Cumberland	24	100.0	7	0	0.0	7	0.0	N/A	0.0	0.0	0	0	0	0	0	0	0	0	0									
/Colchester	42	36	85.7	10	0	0.0	0.0	N/A	0.0	0.0	0	0	0	0	0	0	0	0	116									
Pictou	48	39	81.3	25	0	0.0	0.0	N/A	0.0	0.0	0	0	0	0	0	0	0	0	63									
Antigonish ^b	32	25	78.1	8	2	28.6	7	2.3	30 Oct	57.0	1.4	2	15.5	13.4	2	893	788	2	1,520	738	2	1,70	2	3,039	3,473	2,767		
Inverness ^c	146	124	84.9	50	2	4.7	43	2.3	30 Oct	57.0	1.4	2	15.5	13.4	2	893	788	2	1,520	738	2	1,70	2	3,039	3,534	2,946		
Total																												
Pot																												
Cumberland	24	100.0	22	0	0	22	0	N/A	0	0	0	0	0	0	0	0	0	0	0	0								
/Colchester	42	36	85.7	22	0	20	0	N/A	0	0	0	0	0	0	0	0	0	0	0	0								
Pictou	48	39	81.3	12	0	10	0	N/A	0	0	0	0	0	0	0	0	0	0	0	0								
Antigonish ^b	32	25	78.1	11	0	10	0	N/A	0	0	0	0	0	0	0	0	0	0	0	0								
Inverness ^c	146	124	84.9	67	0	62	0	N/A	0	0	0	0	0	0	0	0	0	0	0	0								
Total																												
Weir																												
Cumberland	24	100.0	0	0	0	0	0	N/A	0	0	0	0	0	0	0	0	0	0	0	0								
/Colchester	42	36	85.7	0	0	0	0	N/A	0	0	0	0	0	0	0	0	0	0	0	0								
Pictou	48	39	81.3	0	0	0	0	N/A	0	0	0	0	0	0	0	0	0	0	0	0								
Antigonish ^b	32	25	78.1	18	3	25	12	4.5	21 Nov	10 Dec	19.33	23.3	3	19.33	23.3	3	95.06	27.8	3	95.06	27.8	3	12.01	3	285.2	427.8	0	
Inverness ^c	146	124	84.9	18	3	25	12	4.5	21 Nov	10 Dec	19.33	23.3	3	19.33	23.3	3	95.06	27.8	3	95.06	27.8	3	12.01	3	285.2	427.8	0	
Total																												

^aCounty break-downs in this table are by fishing location if the fisher is active, otherwise by home address

^bIncludes one licence holder from Guysborough County

^cIncludes two licence holders from Victoria County

^dNumber of licence-holders who answered the question

^eOne weir fisher reported landings as number of eels. Numbers were converted to weight assuming a mean weight of 581 g. This is the mean weight of legal-size eels sampled in Merigomish Bay in fall 2001, based on the length-weight conversion formula (Fig. 10).

Table 11. Effort and landings in the Gulf Nova Scotia eel spear fishery in winter and summer 2001, from telephone survey respondents who fished commercially in 2001.

County ^a	Number of eel licence holders interviewed		Number of spear licence holders	Licence-holders who speared eels in the season		Mean number of days fishers speared eels in the season		Landings per active fisher (kg)		Catch per unit effort (kg/gear-day)	Survey respondents	Total spear landings (kg) for the season		
	No.	%		No.	%	Mean	SD	Mean	SD			Mean	N ^d	Survey respondents
Winter														
Colchester/														
Cumberland	24	24	100.0	2	0	0.0	0.0	0.0	0.0	0	0	0	0	0
Pictou	42	36	85.7	14	0	0.0	0.0	0.0	0.0	0	0	0	0	0
Antigonish ^b	48	39	81.3	24	3	16.7	10.3	0.6	3	106	104.8	3	318	423
Inverness ^c	32	25	78.1	0	0	0.0	0.0	0.0	0	0	0	0	0	0
Total	146	124	84.9	40	3	9.7	10.3	0.6	0	106	104.8	3	318	423
Summer														
Colchester/														
Cumberland	24	24	100.0	2	0	0.0	0.0	0.0	0	0	0	0	0	0
Pictou	42	36	85.7	14	1	9.1	3.0	0.0	1	54	0.0	1	54	69
Antigonish ^b	48	39	81.3	24	0	0.0	0.0	0.0	0	0	0.0	0	0	0
Inverness ^c	32	25	78.1	0	0	0.0	0.0	0.0	0	0	0.0	0	0	0
Total	146	124	84.9	40	1	3.2	3.0	0.0	1	54	0.0	1	54	69

^aCounty break-downs in this table are by fishing location if the fisher is active, otherwise by home address

^bIncludes one licence holder from Guysborough County

^cIncludes two licence holders from Victoria County

^dNumber of licence-holders who answered the question

Table 12. Changes in abundance of legal and undersized eels in Gulf Nova Scotia according to fishers interviewed by telephone in fall 2001.

Question	County	Number of respondents giving each answer					Total	Mean ^c score
		1 Much less abun- dant	2 Some- what less abun- dant	3 About the same	4 Some- what more abun- dant	5 Much more abun- dant		
<u>Eel abundance now compared to 1980s</u>								
	Cumberland/Colchester	0	0	0	0	0	0	
	Pictou	0	0	0	0	0	0	
	Antigonish ^a	2	2	0	0	0	4	1.5
	Inverness ^b	0	1	2	0	0	3	2.7
	Total	2	3	2	0	0	7	2.0
<u>Eel abundance now compared to the past several years</u>								
	Cumberland/Colchester	0	0	0	0	0	0	
	Pictou	0	0	0	2	0	2	4.0
	Antigonish ^a	1	1	1	2	0	5	2.8
	Inverness ^b	1	1	1	1	0	4	2.5
	Total	2	2	2	5	0	11	2.9
<u>Abundance of undersized eels now compared to past several years</u>								
	Cumberland/Colchester	0	0	0	0	0	0	
	Pictou	0	0	0	0	1	1	5.0
	Antigonish ^a	0	0	1	1	3	5	4.4
	Inverness ^b	2	0	1	0	1	4	2.5
	Total	2	0	2	1	5	10	3.7

^aIncludes one licence holder from Guysborough County

^bIncludes two licence holders from Victoria County

^cBased on score codes of 1 to 5, shown in italics in the header of this table.

Table 13. Catch rates of legal and sublegal eels in fyke nets on Prince Edward Island, as reported by logbook fishers. Adjusted catch rates are adjusted to a minimum size of 53.0 cm.

Year	Number of log- keepers	Number of fishing sites	Number of net- days	Minimum legal size (cm)	Legal eels				Sublegal eels			
					Catch (kg)	Adjust- ment factor ^a	kg caught/net-day		Catch (no. of eels)	Adjust- ment factor ^b	No. eels caught/net-day	
							Un- adjusted	Ad- justed			Un- adjusted	Ad- justed
1996	7	18	9,996	46.0	3,768	0.774	0.377	0.292	7,230	1.440	0.723	1.042
1997	7	15	10,513	46.0	3,589	0.774	0.341	0.264	15,174	1.440	1.443	2.078
1998	5	12	6,985	50.8	3,542	0.923	0.517	0.477	17,567	1.086	2.515	2.731
1999	4	11	9,019	50.8	8,327	0.923	0.923	0.852	36,450	1.086	4.041	4.389
2000	3	10	6,192	50.8	5,646	0.923	0.912	0.842	12,240	1.086	1.977	2.147
2001	6	14	8,497	50.8	5,436	0.923	0.640	0.590	9,731	1.086	1.145	1.244
2002	6	16	9,852	50.8	7,554	0.923	0.767	0.708	13,152	1.086	1.434	1.557
2003	7	17	9,792	50.8	8,526	0.923	0.871	0.804	15,918	1.086	1.626	1.765
2004	5	12	7,832	50.8	9,026	0.923	1.153	1.064	15,977	1.086	2.059	2.236
2005	4	11	7,941	53.0	7,507	1.000	0.945	0.945	15,844	1.000	1.995	1.995
2006	3	9	5,728	53.0	4,714	1.000	0.823	0.823	7,399	1.000	1.292	1.292

^aBased on measurements and weights of 1,249 commercially caught eels on PEI, 1997-2002. Summed weight of eels between 50.9 cm and 52.9 cm was 7.7% of the summed weight of eels that were \geq 50.8 cm. Summed weight of eels between 46.0 cm and 52.9 cm was 22.6% of the summed weight of eels that were \geq 46.0 cm.

^bBased on measurements of 2,748 commercially caught eels on PEI, 1997-2002. Number of eels between 50.9 cm and 52.9 cm was 8.6% of the number of eels that were under 50.8 cm. Number of eels between 46.0 cm and 52.9 cm was 44.0% of the number of eels that were under 46.0 cm.

Table 14. Effort and landings in the Prince Edward Island eel fyke net fishery, from telephone surveys conducted in 1998 and 2000.

Survey County ^a year	Licence holders interviewed		Licence-holders who fyke netted eels		Mean timing of gear deployment		Fyke nets per active fisher		Gear-days per active fisher		Landings per active fisher (kg)		Catch per unit effort (kg/fyke net day)		Total landings (tonnes)											
	No.	%	No.	%	Place-ment	Removal	Mean	SD	N ^b	Mean	SD	N ^b	Mean	SD	N ^b	Res-pond-ents	All lic-ences (estim-ated)									
1998 Prince	142	86	60.6	26	25.7	101	36.6	19 Aug	8 Oct	51.9	13.9	21	21.8	10.1	22	1,141	518	21	452	285	16	0.38	0.19	16	7.2	16.5
1998 Queens	33	27	81.8	12	40.0	30	13.2	19 Aug	11 Oct	55.8	18.5	12	24.0	11.6	12	1,341	867	12	454	518	11	0.32	0.28	11	5.4	6.0
1998 Kings	73	45	61.6	17	34.7	49	25.3	16 Aug	14 Oct	61.0	9.3	14	22.3	8.7	14	1,349	498	14	699	445	8	0.48	0.28	8	5.6	17.7
1998 Total	248	158	63.7	55	30.6	180	75.8	18 Aug	10 Oct	55.6	14.3	47	22.5	9.9	48	1,254	614	47	507	412	35	0.38	0.24	35	18.3	38.4
2000 Prince	137	131	95.6	41	31.3	131	42.9	18 Aug	6 Oct	49.3	13.7	41	23.3	10.8	41	1,176	653	41	733	575	36	0.85	1.01	36	26.4	31.4
2000 Queens	32	31	96.9	10	32.3	31	10.3	16 Aug	3 Oct	48.0	20.8	10	32.5	15.5	10	1,749	1,094	10	838	525	9	0.49	0.17	9	8.4	8.6
2000 Kings	70	63	90.0	16	25.0	64	17.5	18 Aug	11 Oct	54.1	12.1	15	25.5	11.5	15	1,400	715	15	1,669	1,306	12	1.58	1.30	12	20.0	29.2
2000 Total	239	225	94.1	67	29.6	226	70.9	18 Aug	7 Oct	50.2	14.6	66	25.2	12.0	66	1,313	762	66	945	846	57	0.95	1.05	57	54.8	67.0

^aCounty break-downs in this table are by fishing location if the fisher is active, otherwise by home address

^bNumber of licence-holders who answered the question

^cFor 1998, N includes fishers who did not pick up their net-tags. These fishers were assumed not to have fished and were not contacted for interviews.

Table 15. Changes in abundance of legal and undersized eels on Prince Edward Island according to Prince Edward Island fyke net fishers interviewed by phone in fall 1998 and fall 2000.

Question	Survey year	County	Number of respondents giving each answer					Total	Mean ^a score
			<i>1</i>	<i>2</i>	<i>3</i>	<i>4</i>	<i>5</i>		
			Much less abundant	Some-what less abundant	About the same	Some-what more abundant	Much more abundant		
<u>Eel abundance now compared to 1980s</u>									
	1998	Prince	10	4	0	0	0	14	1.3
	1998	Queens	5	2	2	1	0	10	1.9
	1998	Kings	6	0	0	2	0	8	1.8
	1998	Total	21	6	2	3	0	32	1.6
	2000	Prince	9	13	0	3	2	27	2.1
	2000	Queens	3	2	0	2	1	8	2.5
	2000	Kings	2	2	3	1	0	8	2.4
	2000	Total	14	17	3	6	3	43	2.2
<u>Eel abundance now compared to the past several years</u>									
	1998	Prince	1	0	7	13	0	21	3.5
	1998	Queens	0	2	4	5	0	11	3.3
	1998	Kings	1	5	4	3	1	14	2.9
	1998	Total	2	7	15	21	1	46	3.3
	2000	Prince	3	3	9	15	8	38	3.6
	2000	Queens	0	1	2	4	2	9	3.8
	2000	Kings	1	1	3	7	2	14	3.6
	2000	Total	4	5	14	26	12	61	3.6
<u>Abundance of undersized eels now compared to past several years</u>									
	1998	Prince	0	0	1	9	10	20	4.5
	1998	Queens	1	0	1	2	7	11	4.3
	1998	Kings	0	2	2	4	6	14	4.0
	1998	Total	1	2	4	15	23	45	4.3
	2000	Prince	1	3	10	10	14	38	3.9
	2000	Queens	0	0	3	2	4	9	4.1
	2000	Kings	1	1	1	6	5	14	3.9
	2000	Total	2	4	14	18	23	61	3.9

^aBased on score codes of 1 to 5, shown in italics in the header of this table.

Table 16. Catch rates of eels in directed research fishing in the southern Gulf of St. Lawrence.

Habitat	Prov-Location	Salinity ^a	Year	Fishing dates	Gear type	Number of gear-days ^b	Eels caught				Catch per unit effort ^d				Source ^c
							Number of eels <53 cm	Number of eels >=53 cm	Weight of eels <53 cm (kg)	Weight of eels >=53 cm (kg)	Number of eels <53 cm/gear-day	Number of eels >=53 cm/gear-day	Total number of eels	Weight of eels >=53 cm/gear-day	
Bays, estuaries, tidal lagoons															
NB	Kouchibouguac Estuary ^f	S	99-00	Jun-Oct	Fyke	23			15			0.652			J-H
NB	Kouchibouguac Estuary ^f	S	99-00	Jun-Oct	Fyke	21			1			0.048			J-H
NB	Little Shemogue Harbour	S	2002	25 Jun-31 Jul	Fyke	137	1	8	9	6.1	6.3	0.007	0.058	0.044	0.046
NB	Cape Jourmain South Marsh	S	2002	4-23 Jun	Fyke	37	0	0	0	0.0	0.0	0.000	0.000	0.000	0.000
NS	Merigomish Bay	S	1981	10-12 Aug	Pot	20			46			2.300			H
NS	Merigomish Bay	S	2001	20 Sep-25 Oct	Fyke ^g	208	25	32	97	18.6	21.6	0.205	0.262	0.152	0.177
NS	Pomquet Harbour	S	1981	12-13 Aug	Pot	11			40			3.636			H
NS	Margaree Harbour	S	1981	13-14 Aug	Pot	12			17			1.417			H
PEI	Cavendish, New London Bay	S	2001	May-Aug	Fyke	146			25			0.171			
PEI	Brackley Bay	S	2001	May-Aug	Fyke	144			1			0.007			
PEI	Brackley Bay	S	2003	21 Jul-1 Aug	Fyke	46	7	25	32	15.3	16.5	0.152	0.543	0.332	0.358
PEI	Covehead Bay	S	2003	16 Jun-9 Jul	Fyke	52	32	26	31	13.1	17.4	0.329	0.267	0.135	0.179
PEI	Diligent Pond	S	2001	26 Sep-12 Oct	Fyke	149	23	8	31	4.7	7.2	0.154	0.054	0.031	0.048
PEI	Basin Head Lagoon	B	2001	4 Jul-5 Sep	Fyke	20	168	54	288	30.4	52.7	10.897	3.503	1.971	3.416
PEI	Basin Head Lagoon	B	2002	3-16 Sep	Fyke	63	109	38	149	16.3	31.4	1.754	0.611	0.262	0.506
PEI	Basin Head Lagoon	B	2004	8 Jul-25 Aug	Fyke	251	113	113	214	55.3	72.1	0.426	0.426	0.209	0.272
PEI	Basin Head Lagoon	B	2005	25 May-20 Jun	Fyke	286	28	54	111	25.0	29.3	0.133	0.256	0.388	0.139
PEI	Boughton Estuary	B	1999	May-Jun	Fyke	154	293	31	324	11.0	44.3	1.903	0.201	0.072	0.287
PEI	Flat River Estuary	S	2002	4 Jul-25 Aug	Fyke	253	57	69	124	37.8	46.8	0.222	0.268	0.147	0.182
PEI	Flat River Estuary	S	2005	15-29 Jul	Fyke	55	1	2	2	0.6	0.7	0.012	0.024	0.036	0.009
PEI	Gascoigne Cove	S	2002	3 Jul-25 Aug	Fyke	118	118	0	20	20.0	0.0	0.169	0.000	0.029	0.000
PEI	South Pinette Estuary	S	2000	24 Jul-30 Nov	Fyke	442	168	140	308	65.5	88.8	0.380	0.317	0.148	0.201
PEI	South Pinette Estuary	S	2001	22 May-11 Jul	Fyke	193	0	2	2	1.3	1.3	0.000	0.010	0.007	0.007
PEI	Middle Pinette Estuary	S	2000	24-29 Jul	Fyke	14	8	9	17	4.9	6.5	0.571	0.643	0.351	0.463
PEI	North Pinette Estuary	S	2000	6 Aug-20 Nov	Fyke	288	146	85	224	47.3	67.4	0.492	0.286	0.159	0.227
PEI	North Pinette Estuary	S	2001	30 Apr-17 Jul	Fyke	697	34	28	65	13.4	18.0	0.051	0.042	0.020	0.027
PEI	North Pinette Estuary	S	2002	15 May-4 Jun	Fyke	54	1	0	1	0.0	0.1	0.019	0.000	0.000	0.001
PEI	Newtown River Estuary	S	2002	5-14 Jun	Fyke	38	4	0	4	0.0	0.5	0.105	0.000	0.000	0.013
	Sum/mean				Fyke	3,889	1,336	724	2,095	387	529	0.349	0.189	0.101	0.138
	Sum/mean				Pot	43			103			2.395			
Salt marsh/pools															
PEI	Cavendish Marsh	S	2001	May-Aug	Pot	219			0			0.000	0.000	0.000	0.000
PEI	Youngs Marsh	S	2001	26 Jun-16 Jul	Pot	40			0			0.000	0.000	0.000	0.000
	Sum/mean				Pot	259			0			0.000	0.000	0.000	0.000
Salt marsh/creeks															
PEI	Youngs Marsh	S	2001	27 Jun-16 Jul	Pot	19			0			0.000	0.000	0.000	0.000
PEI	Cavendish Marsh	S	2001	May-Aug	Pot	438			11			0.025			
PEI	Brackley Marsh	S	2001	May-Aug	Pot	432			6			0.014			
	Sum/mean				Pot	889			17			0.019			
Lakes															
NS	Black Lake, Cumberland Co.	F	1981	17-18 Aug	Pot	12			2			0.167			H
NS	Lake Ainslie	F	1979	Summer	Pot	140			18			0.129			HT
NS	Lake Ainslie	F	1981	14-15 Aug	Pot	11			7			0.636			H
	Sum/mean				Pot	163			27			0.166			

Table 16 (continued)
 Hab- Prov- Location
 itat ince

Sal- inity ^a	Year	Fishing dates	Gear type	Number of gear- days ^b	Eels caught			Catch per unit effort ^d			Source ^e				
					Number of eels <53 cm	Number of eels >=53 cm	Total number of eels ^c	Weight of eels >=53 cm (kg)	Weight of all eels (kg)	Number of eels <53 cm/ gear-day		Number of eels >=53 cm/ gear-day	Total number of eels/ gear-day	Weight of eels >=53 cm/ gear-day (kg)	Weight of all eels (kg) gear-day
Barachois ponds with an outlet stream to the sea															
F	1999	17 May-4 Jun, 5 Jul-30 Jul	Fyke	172	109	260	369	151.6	165.3	0.634	1.512	2.145	0.882	0.961	
PEI	2000	9 May-15 Jun, 14 Jul-29 Aug	Fyke	318	165	252	421	156.7	180.8	0.524	0.800	1.324	0.498	0.574	
F	2001	11 May-10 Aug	Fyke	182	27	24	71	12.1	16.4	0.207	0.184	0.390	0.092	0.125	
PEI	1999	17 May-4 Jun, 5 Jul-30 Jul	Fyke	172	28	89	118	40.2	43.9	0.164	0.522	0.686	0.236	0.257	
F	2000	9 May-15 Jun, 14 Jul-29 Aug	Fyke	410	33	49	81	23.2	27.6	0.080	0.118	0.198	0.056	0.066	
PEI	1999	17 May-4 Jun, 5-12 Jul	Fyke	25	122	249	371	107.4	125.5	4.880	9.960	14.840	4.297	5.021	
F	2000	9 May-15 Jun, 14 Jul-29 Aug	Fyke	229	204	228	426	109.9	140.8	0.878	0.982	1.860	0.473	0.606	
PEI	2001	9 May-10 Aug	Fyke	186	18	50	86	25.0	27.7	0.122	0.340	0.462	0.170	0.188	
F	1999	7-30 Jun, 2-20 Aug	Fyke	146	56	237	293	110.2	119.6	0.384	1.623	2.007	0.755	0.819	
PEI	2000	24 May-18 Aug	Fyke	386	368	364	747	175.0	216.7	0.973	0.962	1.935	0.463	0.573	
F	2001	14 Aug-13 Sep	Fyke	86	6	41	47	23.6	25.0	0.070	0.477	0.547	0.274	0.291	
PEI	2003	20 Jun-2 Oct	Fyke	244	320	238	567	113.1	145.0	1.333	0.991	2.324	0.471	0.604	
F	2003	26 Jun-25 Aug	Pot	195	10	6	19	2.3	3.6	0.061	0.037	0.097	0.014	0.022	
PEI	1999	14-21 Jun, 2-20 Aug	Fyke	25	4	15	16	11.7	12.5	0.135	0.505	0.640	0.396	0.422	
PEI	2000	30 May-16 Jun	Fyke	34	34	0	0	0.0	77.0	0.000	0.000	0.000	0.000	0.000	
F	1999	7-30 Jun, 2-20 Aug	Fyke	246	93	287	381	168.4	181.0	0.379	1.170	1.549	0.686	0.738	
PEI	2000	26 May-18 Aug	Fyke	441	145	111	257	59.6	78.5	0.330	0.253	0.583	0.136	0.179	
F	2001	14 Aug-18 Sep	Fyke	68	108	35	119	17.4	32.5	1.322	0.428	1.750	0.213	0.398	
PEI	1999	23-27 Aug	Fyke	12	14	11	25	4.6	6.6	1.167	0.917	2.083	0.386	0.551	
F	2000	24 Jun-8 Jul, 20-28 Aug	Fyke	66	41	36	77	14.4	21.3	0.621	0.545	1.167	0.219	0.322	
PEI	2000		Fyke	3,448	1,895	2,576	4,472	1,324	1,644	0.550	0.747	1.297	0.384	0.477	
F			Pot	195	10	6	19	2	4	0.061	0.037	0.097	0.014	0.022	
Landlocked barachois ponds															
B	2002	21 May-11 Jun	Fyke	27	0	0	0	0.0	0.0	0.000	0.000	0.000	0.000	0.000	
NB	2002	30 May-11 Jun	Fyke	18	0	0	0	0.0	0.0	0.000	0.000	0.000	0.000	0.000	
NB	1999	7-30 Jun, 2-20 Aug	Fyke	14	0	0	0	0.0	0.0	0.000	0.000	0.000	0.000	0.000	
PEI	1999	7-14 Jun, 2-19 Jul	Fyke	14	0	0	0	0.0	0.0	0.000	0.000	0.000	0.000	0.000	
PEI	1999	7-14 Jun, 2-19 Jul	Fyke	14	0	1	1	2.4	2.4	0.000	0.071	0.071	0.170	0.170	
PEI	1999	19 Jul-2 Aug	Fyke	14	0	0	0	0.0	0.0	0.000	0.000	0.000	0.000	0.000	
PEI	2000	24-28 Aug	Fyke	4	0	0	0	0.0	0.0	0.000	0.000	0.000	0.000	0.000	
PEI	1999	19 Jul-2 Aug	Fyke	14	0	0	0	0.0	0.0	0.000	0.000	0.000	0.000	0.000	
F	2000	24-28 Aug	Fyke	4	0	0	0	0.0	0.0	0.000	0.000	0.000	0.000	0.000	
PEI	1999	19 Jul-2 Aug	Fyke	14	0	0	0	0.0	0.0	0.000	0.000	0.000	0.000	0.000	
PEI	2000	2-8 Jul, 20-31 Aug	Fyke	13	9	19	28	11.7	12.9	0.692	1.462	2.154	0.899	0.992	
F	2000		Fyke	150	9	20	54	14	15	0.112	0.248	0.360	0.175	0.190	

Table 16 (continued)

Habitat	Prov-Location	Salinity ^a	Year	Fishing dates	Gear type	Number of gear-days ^b	Eels caught				Catch per unit effort ^d				Source ^e		
							Number of eels <53 cm	Number of eels >=53 cm	Total number of eels ^c	Weight of eels >=53 cm (kg)	Number of eels <53 cm/gear-day	Number of eels >=53 cm/gear-day	Total number of eels	Weight of eels >=53 cm/gear-day			
Freshwater impoundments																	
PEI	McCallums Pond	F	2003	20-30 May	Fyke	61	1	11	12	7.9	7.9	0.016	0.180	0.197	0.129	0.130	HL
PEI	McCallums Pond	F	2005	10-18 May	Fyke	77	2	0	2	0.0	0.0	0.026	0.000	0.026	0.000	0.003	HL
PEI	McMillans pond bed ^f	F	2003	15-23 May	Fyke	44	0	0	0	0.0	0.0	0.000	0.000	0.000	0.000	0.000	HL
PEI	Cass Pond	F	2003	16 Jun-16 Jul	Fyke	89	11	9	20	5.1	7.0	0.124	0.101	0.225	0.057	0.079	HL
PEI	Cass Pond	F	2003	15-27 Oct	Pot	12	0	0	0	0.0	0.0	0.000	0.000	0.000	0.000	0.000	HL
PEI	Marshalls Pond	F	2003	3-20 Jun	Fyke	50	12	18	30	13.1	14.6	0.240	0.360	0.600	0.263	0.292	HL
PEI	Parsons Pond	F	2003	5-6 Jun	Fyke	5	1	2	6	0.9	1.0	0.400	0.800	1.200	0.346	0.388	HL
PEI	Whitlocks Pond	F	1999	Jul-Aug	Fyke	184	11	254	265	139.8	141.3	0.060	1.380	1.440	0.760	0.768	HL
PEI	Whitlocks Pond	F	2001	20 Aug-21 Sep	Fyke	140	0	2	3	1.5	1.5	0.000	0.021	0.021	0.016	0.016	HL
PEI	South Pinette Pond	F	2000	13 Sep-16 Oct	Fyke	48	2	2	4	2.2	2.5	0.042	0.042	0.083	0.046	0.052	HL
PEI	Middle Pinette Pond	F	2000	25 Aug-16 Oct	Fyke	134	8	9	17	6.1	7.2	0.060	0.067	0.127	0.045	0.054	HL
PEI	North Pinette Pond	F	2000	9 Sep-16 Oct	Fyke	106	17	32	49	27.8	30.5	0.160	0.302	0.462	0.262	0.287	HL
PEI	North Pinette Pond	F	2001	10 May-30 Jul	Fyke	410	4	10	14	7.3	7.8	0.010	0.024	0.034	0.018	0.019	HL
	Sum/mean ^g	F			Fyke	1,304	69	349	422	212	221	0.053	0.270	0.324	0.164	0.171	
	Sum/mean	F			Pot	12	0	0	0	0	0	0.000	0.000	0.000	0.000	0.000	

^aF - fresh; S - salt; B - brackish^bIncludes only gear-days in which gear was fishing in a normal and proper manner.^cIncludes only eels caught when gear was fishing in a normal and proper manner. In some cases this value differs from the number of eels measured, either because not all eels were measured, or because some eels were caught when the gear was not fishing in a normal and proper manner.^dJ-H: Joseph-Haché 2001; DB: Wayne Denny and Doug Bernard, Pictou Landing Band, pers. comm.; H: Hutchison 1982; HT: Hutchison and Taylor 1980; HL: Heather Lamson, University of New Brunswick, unpublished data; VT: Valérie Tremblay, Parks Canada, unpublished data. All other data from present study.^eZostera bed^fSandy bottom^gDouble-ended fyke nets, with a single leader joining two funnels^hConnected to the sea by a long culvert which is subject to intermittent blockageⁱStream flowing through the site of an old impoundment whose dam had washed out.^jDoes not include data from McMillans pond bed

Table 17. Mean eel counts per sweep in electrofishing surveys conducted in rivers in the Southern Gulf region, by sweep number.
 Eels per sweep, for sweep no.

River	0.5 ^a					1					2					3					4					5				
	Mean	SD	N	Mean	SD	N	Mean	SD	N	Mean	SD	N	Mean	SD	N	Mean	SD	N	Mean	SD	N	Mean	SD	N	Mean	SD	N			
Restigouche	0.17	0.98	736	0.47	1.38	784	0.14	0.53	784	0.07	0.35	783	0.04	0.29	582	0.02	0.15	347												
Jaquet	0.63	0.52	8																											
Tabusintac	0.01	0.12	72	0.00	0.00	9	0.00	0.00	9	0.00	0.00	9	0.00	0.00	1															
Miramichi	0.18	0.60	834	0.96	2.98	1,722	0.54	1.68	1,648	0.35	1.19	1,648	0.27	1.04	1,526	0.16	0.61	1,107												
Kouchibouagacis	0.13	0.35	8																											
Kouchibouguac	0.23	0.44	13																											
Richibucto	0.53	0.73	30																											
Buctouche	0.20	0.47	69	0.38	0.65	13	0.31	0.63	13	0.15	0.38	13																		
Cocagne	0.50	0.71	10																											
Phillip	0.00	0.00	16	0.85	2.76	13	0.50	1.45	12	0.00	0.00	11	0.00	0.00	1															
Wallace	0.03	0.17	34	0.17	0.58	12	0.00	0.00	12	0.00	0.00	6	0.33	0.58	3															
John	0.11	0.32	18	0.33	0.58	3	0.00	0.00	3	0.00	0.00	3	0.00	0.00	3															
Middle R. Pictou	0.00	0.00	6																											
East R. Pictou	0.03	0.17	34	0.15	0.37	20	0.10	0.31	20	0.00	0.00	16	0.00	0.00	10															
Sutherland	0.00	0.00	13	4.00	3.61	3	2.00	1.00	3	1.33	0.58	3	1.00	0.00	2															
French	0.00	0.00	8	0.50	0.84	6	0.33	0.82	6	0.17	0.41	6	0.00	0.00	4															
Barneys	0.00	0.00	17	0.50	0.84	6	0.00	0.00	6	0.17	0.41	6	0.00	0.00	3															
West R. Antigonish	0.24	0.61	34	0.82	1.79	22	0.68	1.43	22	0.14	0.35	22	0.07	0.26	15															
South R. Antigonish	0.00	0.00	6																											
Pomquet	0.06	0.24	17	0.00	0.00	3	0.00	0.00	3	0.00	0.00	3																		
Afton	0.00	0.00	10																											
Tracadie	0.00	0.00	5																											
Mabou	1.00		1	0.73	1.39	15	0.27	0.59	15	0.20	0.56	15	0.00	0.00	5															
Margaree	0.14	0.99	85	3.59	8.12	310	2.12	5.91	309	1.29	3.58	307	0.90	2.45	256	0.54	1.75	189												
Cheticamp	0.00	0.00	4	2.50	2.12	2	0.00	0.00	2	0.00	0.00	2																		
Ellerslie				0.00	0.00	28	0.00	0.00	28	0.00	0.00	28	0.00	0.00	22															
Morell				2.85	7.00	97	2.32	4.24	56	1.43	3.40	56	1.96	3.66	23	1.55	2.66	11												
Vernon	0.50	1.00	4	0.00	0.00	24	0.00	0.00	24	0.00	0.00	24	0.00	0.00	5															
Seal R., Vernon	0.00	0.00	24	0.00	0.00	24	0.00	0.00	24	0.00	0.00	24	0.00	0.00	5															
Enmore	0.00	0.00	32	0.00	0.00	32	0.00	0.00	32	0.00	0.00	32	0.00	0.00	12															
Little Pierre Jacques	0.00	0.00	28	0.00	0.00	28	0.00	0.00	28	0.00	0.00	28	0.00	0.00	19															
Weighted mean, sum ^b	0.17		2,092	1.10		3,176	0.60		3,059	0.37		3,045	0.29		2,497	0.18													1,654	

^aSweep 0.5 is a sweep without barrier nets that is conducted alone, or conducted prior to a multi-sweep survey.

^bMean is weighted by sample size

Table 18. Electrofishing counts per sweep and sums of sweep counts as a proportion of the total population as estimated by the removal method (Zippin 1958), and correction factors to estimate total populations from sweep counts.

River	Sweep 0.5 counts ^a			Sweep 1 counts			Summed counts, sweeps 0.5-3			Summed counts, sweeps 1-3			Summed counts, sweeps 1-4			Summed counts, sweeps 1-5			Summed counts, sweeps 1-6			
	Prop. of Zippin estimate	Correct- tion factor	N	Prop. of Zippin estimate	Correct- tion factor	N	Prop. of Zippin estimate	Correct- tion factor	N	Prop. of Zippin estimate	Correct- tion factor	N	Prop. of Zippin estimate	Correct- tion factor	N	Prop. of Zippin estimate	Correct- tion factor	N	Prop. of Zippin estimate	Correct- tion factor	N	
Restigouche	0.000		2	0.503	1.990	84	0.813	1.230	2	0.873	1.146	84	0.906	1.103	81	0.916	1.092	49	0.975	1.026	78	
Miramichi	0.126	7.946	5	0.339	2.948	453	0.756	1.323	5	0.800	1.250	453	0.856	1.168	444	0.899	1.113	348	0.975	1.026	78	
Buctouche				0.303	3.301	2				0.738	1.356	2	0.738	1.356	2							
Mainland Gulf NS rivers				0.440	2.270	15				0.862	1.160	15	0.890	1.123	13	0.925	1.081	11				
Margaree				0.410	2.441	146				0.791	1.265	146	0.858	1.166	134	0.882	1.133	107	0.894	1.118	75	
Morell				0.527	1.899	22				0.876	1.142	22	0.913	1.095	17	0.942	1.061	9				
Weighted mean/sum ^b	0.090	11.124	7	0.380	2.630	722	0.772	1.295	7	0.810	1.235	722	0.864	1.157	691	0.898	1.113	524	0.936	1.069	153	

^aSweep 0.5 is a sweep without barrier nets that is conducted alone, or conducted prior to a multi-sweep survey.

^bMean is weighted by sample size.

Table 19 (continued)

Branch ^a	Site	Date	Area (m ²)	Number of eels per sweep in sweep no.					Zippin pop. est. ^c	Eels/ 100 m ^{2d}	Branch ^a	Site	Date	Area (m ²)	Number of eels per sweep in sweep no.					Zippin pop. est. ^c	Eels/ 100 m ^{2d}																																																																																																																																																																																																																																																																																																																																																																																																																																																																																																																																																																																																																																																																																																																																																																																																																																																																																																																																																																																																																																																																																																																																																																																																																																																																																																																																																																																																																																																																																																																																																																																																																																																																																												
				0.5 ^b	1	2	3	4							5	0.5 ^b	1	2	3			4	5																																																																																																																																																																																																																																																																																																																																																																																																																																																																																																																																																																																																																																																																																																																																																																																																																																																																																																																																																																																																																																																																																																																																																																																																																																																																																																																																																																																																																																																																																																																																																																																																																																																																																										
				LMR	48	2 Aug 77	319	1							0	0	0	0				0.34	LMR	46	24 Jul 79	280	0	0	0	0	0		0.00	LMR	44	3 Aug 77	212	0	0	1	0	0		0.51	LMR	45	25 Jul 79	368	1	0	0	0	0		0.30	U	17	4 Aug 77	328	0	0	0	0	0		0.00	LMR	47	25 Jul 79	247	0	0	0	0	0		0.00	MR	5	5 Aug 77	324	2	2	1	0	0	5.14	1.59	LMR	50	26 Jul 79	416	0	0	0	0	0		0.00	MR	6	8 Aug 77	335	0	0	0	0	0		0.00	MR	6	1 Aug 79	400	0	0	0	0	0		0.00	U	16	9 Aug 77	335	3	0	0	0	0		0.98	MR	5	2 Aug 79	384	0	0	0	0	0		0.00	U	21	10 Aug 77	357	0	2	1	0	0	3.63	1.02	U	14	2 Aug 79	325	0	0	0	0	0		0.00	LMR	50	11 Aug 77	347	1	2	0	0	0	3.04	0.88	MR	3	3 Aug 79	400	0	0	0	0	0		0.00	MR	7	7 Aug 79	308	0	0	0	0	0		0.00	LMR	49	15 Aug 77	287	0	0	0	0	0		0.00	U	21	8 Aug 79	430	0	0	0	0	0		0.00	LMR	45	16 Aug 77	314	0	0	0	0	0		0.00	U	17	9 Aug 79	363	0	0	0	0	0		0.00	K	28	18 Aug 77	345	1	0	0	0	0		0.32	U	15	17 Aug 79	360	0	0	0	0	0		0.00	U	14	19 Aug 77	252	0	0	0	0	0		0.00	U	16	17 Aug 79	400	1	2	0	0	0	3.04	0.76	LMR	47	25 Aug 77	231	0	0	0	0	0		0.00	U	19	21 Aug 79	320	0	0	0	0	0		0.00	LMR	46	26 Aug 77	233	0	0	0	0	0		0.00	U	20	21 Aug 79	330	0	0	0	0	0		0.00	U	15	29 Aug 77	327	0	0	0	0	0		0.00	MR	8	23 Aug 79	275	0	0	0	0	0		0.00	MR	9	26 Jun 78	307	0	0	0	0	0		0.00	U	23	24 Aug 79	449	3	2	1	0	0	6.08	1.36	LMR	54	27 Jun 78	242	0	0	0	0	0		0.00	U	22	31 Aug 79	298	2	0	0	0	0		0.73	MR	4	30 Jun 78	327	2	2	1	1	0	6.70	2.05	MR	9	23 Jun 80	299	0	0	0	0	0		0.00	LMR	55	3 Jul 78	297	0	0	0	0	0		0.00	K	29	24 Jun 80	350	1	1	0	0	0	2.01	0.57	LMR	52	4 Jul 78	335	0	0	0	0	0		0.00	K	30	24 Jun 80	366	0	0	0	0	0		0.00	LMR	51	5 Jul 78	335	0	0	0	0	0		0.00	LMR	54	25 Jun 80	224	0	0	0	0	0		0.00	LMR	53	6 Jul 78	298	0	0	0	0	0		0.00	LMR	55	25 Jun 80	264	0	0	0	0	0		0.00	LMR	51	26 Jun 80	340	0	0	0	0	0		0.00	LMR	43	10 Jul 78	294	3	1	0	0	0	4.00	1.36	LMR	52	26 Jun 80	432	0	0	0	0	0		0.00	K	42	11 Jul 78	343	0	0	0	0	0		0.00	LMR	43	27 Jun 80	440	1	1	0	0	0	2.01	0.46	K	38	12 Jul 78	316	0	0	0	0	0		0.00	LMR	53	27 Jun 80	357	0	0	0	0	0		0.00	K	41	13 Jul 78	323	0	0	0	0	0		0.00	LMR	48	30 Jun 80	388	0	0	0	0	0		0.00	MR	3	14 Jul 78	335	1	0	0	0	0	0.33	1.34	K	38	1 Jul 80	311	0	0	0	0	0		1.00	K	36	17 Jul 78	286	0	0	0	0	0		0.00	K	39	1 Jul 80	417	1	0	0	0	0		0.26	K	40	19 Jul 78	346	0	0	0	0	0		0.00	K	41	2 Jul 80	408	0	0	0	0	0		0.00	K	30	20 Jul 78	286	0	0	0	0	0		0.00	K	40	7 Jul 80	320	0	0	0	0	0		0.00	K	29	24 Jul 78	290	2	1	0	0	0	3.00	1.04	MR	12	8 Jul 80	270	5	2	0	0	0	7.00	2.59	LMR	50	25 Jul 78	376	1	0	0	0	0		0.29	K	36	21 Jul 80	419	0	0	0	0	0		0.00	LMR	45	26 Jul 78	335	0	0	0	0	0		0.00	LMR	44	27 Jul 78	252	0	0	0	0	0		0.00	LMR	44	21 Jul 80	312	0	0	0	0	0		0.00	K	27	31 Jul 78	326	0	0	0	0	0		0.00	LMR	45	22 Jul 80	322	0	0	0	0	0		0.00	LMR	46	22 Jul 80	232	0	0	0	0	0		0.00	MR	13	23 Jul 80	225	0	0	0	0	0		0.00	LMR	48	2 Aug 78	304	1	1	0	0	0	2.01	0.66	MR	13	23 Jul 80	225	0	0	0	0	0		0.00	U	21	3 Aug 78	351	0	0	0	0	0		0.00	LMR	49	23 Jul 80	324	0	0	0	0	0		0.00	MR	6	4 Aug 78	335	0	0	0	0	0		0.00	K	42	28 Jul 80	429	0	0	0	0	0		0.00	K	28	8 Aug 78	335	0	0	0	0	0		0.00	K	27	29 Jul 80	446	0	0	0	0	0		0.00	LMR	46	10 Aug 78	227	1	0	0	0	0	0.48	1.34	K	28	29 Jul 80	360	3	0	0	0	0		0.91	LMR	47	10 Aug 78	155	0	0	0	0	0		0.00	MR	8	31 Jul 80	275	0	0	0	0	0		0.00	U	17	11 Aug 78	297	0	0	0	0	0		0.00	LMR	50	1 Aug 80	416	0	0	0	0	0		0.00	U	16	15 Aug 78	335	2	1	1	0	0	4.09	1.22	MR	7	4 Aug 80	308	2	2	0	0	0	4.02	1.30	U	15	16 Aug 78	335	2	0	0	0	0		0.65	MR	3	5 Aug 80	378	2	0	0	0	0		0.58	U	14	18 Aug 78	294	0	0	0	0	0		0.00	MR	4	5 Aug 80	270	0	0	0	0	0		0.00	MR	7	22 Aug 78	288	0	0	0	0	0		0.00	MR	6	6 Aug 80	400	0	0	0	0	0		0.00	MR	10	23 Aug 78	294	0	0	0	0	0		0.00	U	21	7 Aug 80	468	0	0	0	0	0		0.00	U	20	24 Aug 78	278	0	0	0	0	0		0.00	U	17	11 Aug 80	363	0	0	0	0	0		0.00	U	23	25 Aug 78	357	2	0	0	0	0		0.61	U	19	12 Aug 80	300	2	0	0	1	1	8.56	2.85	MR	5	28 Aug 78	261	0	0	0	0	0		0.00	U	20	12 Aug 80	330	0	0	0	0	0		0.00	U	16	14 Aug 80	400	0	0	0	0	0		0.00	LMR	49	29 Aug 78	272	0	0	0	0	0		0.00	U	15	15 Aug 80	360	0	0	0	0	0		0.00	U	19	30 Aug 78	267	1	1	0	0	0	2.01	0.75	U	22	25 Aug 80	300	0	0	0	0	0		0.00	MR	9	25 Jun 79	299	0	0	0	0	0		0.00	U	23	25 Aug 80	600	0	0	0	0	0		0.00	LMR	54	26 Jun 79	216	0	0	0	0	0		0.00	LMR	47	27 Aug 80	389	0	0	0	0	0		0.00	LMR	55	26 Jun 79	226	0	0	0	0	0		0.00	MR	11	28 Aug 80	257	0	0	0	0	0		0.00	LMR	52	27 Jun 79	398	0	0	0	0	0		0.00	MR	5	29 Aug 80	319	2	4	3	5	0	33.62	10.55	LMR	53	27 Jun 79	360	0	0	0	0	0		0.00	U	14	29 Aug 80	240	0	0	0	0	0		0.00	LMR	51	2 Jul 79	346	0	0	0	0	0		0.00	LMR	55	25 Jun 81	391	0	0	0	0	0		0.00	K	42	3 Jul 79	418	0	0	0	0	0		0.00	K	30	30 Jun 81	315	0	0	0	0	0		0.00	K	36	4 Jul 79	338	0	0	0	0	0		0.00	LMR	51	1 Jul 81	336	0	0	0	0	0		0.00	LMR	54	1 Jul 81	279	0	0	0	0	0		0.00	MR	4	5 Jul 79	400	0	0	0	0	0		0.00	MR	12	2 Jul 81	285	4	0	0	0	0		1.53	K	38	10 Jul 79	311	0	0	0	0	0		0.00	MR	9	3 Jul 81	297	0	0	0	0	0		0.00	K	41	10 Jul 79	408	0	0	0	0	0		0.00	K	39	11 Jul 79	417	2	1	0	0	0	3.00	0.72	K	42	6 Jul 81	400	0	0	0	0	0		0.00	K	40	11 Jul 79	360	0	0	0	0	0		0.00	K	39	7 Jul 81	408	0	0	0	0	0		0.00	K	30	12 Jul 79	366	0	0	0	0	0		0.00	K	40	7 Jul 81	405	0	0	0	0	0		0.00	LMR	43	13 Jul 79	440	0	0	0	0	0		0.00	K	38	8 Jul 81	351	0	0	0	0	0		0.00	LMR	48	16 Jul 79	368	0	0	0	0	0		0.00	K	41	8 Jul 81	408	0	0	0	0	0		0.00	K	28	17 Jul 79	420	0	0	0	0	0		0.00	LMR	53	9 Jul 81	406	0	0	0	0	0		0.00	LMR	44	17 Jul 79	304	0	0	0	0	0		0.00	LMR	52	14 Jul 81	689	0	0	0	0	0		0.00	K	29	18 Jul 79	350	0	0	0	0	0		0.00	MR	11	15 Jul 81	403	0	0	0	0	0		0.00	MR	10	19 Jul 79	378	0	0	0	0	0		0.00	K	36	16 Jul 81	378	0	0	0	0	0		0.00	LMR	49	20 Jul 79	378	0	0	0	0	0	

Table 19 (continued)

Branch ^a	Site	Date	Area (m ²)	Number of eels per sweep in sweep no.					Zippin pop. est. ^c	Eels/100 m ^{2d}	Branch ^a	Site	Date	Area (m ²)	Number of eels per sweep in sweep no.					Zippin pop. est. ^c	Eels/100 m ^{2d}																																																																																																																																																																																																																																																																																																																																																																																																																																																																																																																																																																																																																																																																																																																																																																																				
				0.5 ^b	1	2	3	4							5	0.5 ^b	1	2	3			4	5																																																																																																																																																																																																																																																																																																																																																																																																																																																																																																																																																																																																																																																																																																																																																																																		
				K	28	17 Jul 81	350	0							0	0	0	0	0.00			K	35	21 Jun 83	254	0	0	0	0	0	0.00	K	55	30 Jun 83	352	0	0	0	0	0	0.00	L	53	4 Jul 83	457	0	0	0	0	0	0.00	L	51	5 Jul 83	356	0	0	0	0	0	0.00	L	52	6 Jul 83	357	0	0	0	0	0	0.00	M	11	7 Jul 83	356	0	0	0	0	0	0.00	K	34	7 Jul 83	314	0	0	0	0	0	0.00	L	54	7 Jul 83	237	0	0	0	0	0	0.00	K	36	11 Jul 83	337	0	0	0	0	0	0.00	K	30	12 Jul 83	236	0	0	0	0	0	0.00	M	12	14 Jul 83	158	2	0	0	0	0	0.00	K	29	14 Jul 83	254	2	1	1	0	0	4.29	1.69	K	42	14 Jul 83	339	0	0	0	0	0	0.00	K	37	18 Jul 83	272	0	0	0	0	0	0.00	K	38	19 Jul 83	256	0	0	0	0	0	0.00	K	39	19 Jul 83	249	6	3	2	0	0	11.44	4.60	K	41	20 Jul 83	369	0	0	0	0	0	0.00	M	13	21 Jul 83	162	0	0	0	0	0	0.00	K	28	21 Jul 83	275	0	0	0	0	0	0.00	K	32	21 Jul 83	238	0	0	0	0	0	0.00	M	10	25 Jul 83	349	0	0	0	0	0	0.00	L	43	26 Jul 83	198	0	0	0	0	0	0.00	L	45	26 Jul 83	287	0	0	0	0	0	0.00	L	47	26 Jul 83	241	0	0	0	0	0	0.00	K	27	27 Jul 83	317	0	0	0	0	0	0.00	L	44	27 Jul 83	265	0	0	0	0	0	0.00	L	48	28 Jul 83	251	0	0	0	0	0	0.00	L	49	28 Jul 83	261	0	0	0	0	0	0.00	M	6	2 Aug 83	330	0	0	0	0	0	0.00	M	5	3 Aug 83	281	7	5	4	3	0	28.22	10.05	M	4	4 Aug 83	298	1	0	0	0	0	0.37	M	9	8 Aug 83	267	0	0	0	0	0	0.00	U	14	8 Aug 83	260	0	0	0	0	0	0.00	M	8	9 Aug 83	286	0	0	0	0	0	0.00	L	46	10 Aug 83	212	0	0	0	0	0	0.00	L	50	15 Aug 83	412	0	0	0	0	0	0.00	M	7	16 Aug 83	259	0	0	0	0	0	0.00	U	23	17 Aug 83	351	2	0	0	0	0	0.63	U	21	18 Aug 83	391	0	0	0	0	0	0.00	U	24	22 Aug 83	319	0	0	0	0	0	0.00	U	25	23 Aug 83	205	0	0	0	0	0	0.00	U	26	23 Aug 83	297	0	0	0	0	0	0.00	U	22	24 Aug 83	304	1	0	0	0	0	0.36	U	19	29 Aug 83	262	1	0	0	0	0	0.42	U	20	29 Aug 83	328	1	0	0	0	0	0.34	U	15	30 Aug 83	300	0	0	0	0	0	0.00	U	16	30 Aug 83	311	1	1	1	0	0	3.69	1.19	U	17	31 Aug 83	270	1	0	0	0	0	0.41	M	2	6 Sep 83	229	1	0	1	0	0	1.00	K	40	7 Sep 83	316	0	0	0	0	0	0.00	M	1	8 Sep 83	400	8	2	1	2	0	14.03	3.51	K	30	26 Jun 85	275	0	0	0	0	0	0.00	K	35	27 Jun 85	298	0	0	0	0	0	0.00	K	36	27 Jun 85	356	0	0	0	0	0	0.00	K	34	3 Jul 85	311	0	0	0	0	0	0.00	K	42	3 Jul 85	275	0	0	0	0	0	0.00	K	38	4 Jul 85	245	0	0	0	0	0	0.00	K	40	4 Jul 85	298	0	0	0	0	0	0.00	M	10	15 Jul 85	252	0	0	0	0	0	0.00	L	51	22 Jul 85	180	1	0	0	0	0	0.61	M	12	23 Jul 85	272	2	2	1	0	0	5.46	2.00	K	32	23 Jul 85	237	0	0	0	0	0	0.00	L	45	24 Jul 85	282	0	1	0	0	0	1.23	0.44	U	22	26 Jul 85	268	2	0	0	0	0	0.82	U	26	30 Jul 85	287	0	0	0	0	0	0.00	U	15	31 Jul 85	374	0	0	0	0	0	0.00	M	13	1 Aug 85	197	0	0	0	0	0	0.00	K	39	6 Aug 85	273	0	0	0	0	0	0.00	K	37	7 Aug 85	250	0	0	0	0	0	0.00	K	41	7 Aug 85	271	0	0	0	0	0	0.00	M	11	8 Aug 85	373	1	0	0	0	0	0.30	M	4	9 Aug 85	298	4	0	2	0	0	6.28	2.11	L	54	12 Aug 85	191	0	0	0	0	0	0.00	L	55	12 Aug 85	248	0	0	0	0	0	0.00	K	29	13 Aug 85	179	1	0	0	0

Table 19 (continued)

Branch ^a	Site	Date	Area (m ²)	Number of eels per sweep in sweep no.					Zippin pop. est. ^c	Eels/ 100 m ^{2d}	Branch ^a	Site	Date	Area (m ²)	Number of eels per sweep in sweep no.					Zippin pop. est. ^c	Eels/ 100 m ^{2d}		
				0.5 ^b	1	2	3	4							5	0.5 ^b	1	2	3			4	5
LMR	53	13 Aug 85	244	0	0	0	0		0.00	MR	5	17 Aug 88	140	8	1	0	0		9.00	6.41			
K	28	14 Aug 85	264	0	0	0	0		0.00	K	30	18 Aug 88	114	0	0	0	0			0.00			
LMR	49	14 Aug 85	246	0	0	0	0		0.00	LMR	45	23 Aug 88	169	0	0	0	0			0.00			
LMR	46	15 Aug 85	215	1	0	0	0		0.51	K	28	24 Aug 88	153	0	0	0	0			0.00			
LMR	47	15 Aug 85	253	1	0	0	0		0.44	K	38	27 Jul 89	243	0	0	0	0			0.00			
LMR	43	19 Aug 85	269	2	0	0	0		0.82	K	40	27 Jul 89	189	0	0	0	0			0.00			
LMR	50	19 Aug 85	282	0	0	0	0		0.00	K	41	1 Aug 89	296	0	0	0	0			0.00			
U	21	20 Aug 85	270	0	0	0	0		0.00	K	29	2 Aug 89	137	1	0	0	0			0.81			
K	27	20 Aug 85	333	0	0	0	0		0.00	K	30	2 Aug 89	98	0	0	0	0			0.00			
U	24	21 Aug 85	434	0	0	0	0		0.00	LMR	49	3 Aug 89	153	0	0	0	0			0.00			
U	25	21 Aug 85	235	0	0	0	0		0.00	LMR	52	9 Aug 89	157	0	0	0	0			0.00			
MR	7	22 Aug 85	271	0	0	0	0		0.00	LMR	55	9 Aug 89	132	0	0	0	0			0.00			
MR	5	26 Aug 85	369	3	3	1	1	9.84	2.67	MR	4	10 Aug 89	166	0	0	0	0			0.00			
MR	6	26 Aug 85	317	0	0	0	0		0.00	MR	5	10 Aug 89	162	6	3	2	0	11.44	7.08				
MR	9	27 Aug 85	225	0	0	0	0		0.00	K	42	22 Aug 89	244	0	1	0	0	1.23	0.50				
U	14	27 Aug 85	278	0	0	0	0		0.00	K	28	23 Aug 89	170	0	0	0	0			0.00			
U	16	28 Aug 85	260	1	0	1	0	2.46	0.95	LMR	54	23 Aug 89	146	0	0	0	0			0.00			
U	17	28 Aug 85	316	0	0	0	0		0.00	K	39	24 Aug 89	201	1	0	0	0			0.57			
U	23	29 Aug 85	389	2	1	0	0	3.01	0.77	LMR	45	30 Aug 89	145	0	0	0	0			0.00			
MR	1	3 Sep 85	343	4	0	1	0	5.04	1.47	K	38	25 Jul 90	240	0	0	0	0			0.00			
K	30	8 Jul 86	192	0	0	0	0		0.00	K	40	25 Jul 90	164	0	0	0	0			0.00			
K	38	9 Jul 86	286	0	0	1	0		0.39	K	39	26 Jul 90	118	1	1	0	0	2.04	1.72				
LMR	54	10 Jul 86	163	0	0	0	0		0.00	K	42	31 Jul 90	273	0	0	0	0			0.00			
MR	5	11 Jul 86	285	9	2	2	1	14.58	5.11	K	41	2 Aug 90	136	1	0	0	0			0.81			
MR	9	17 Jul 86	259	0	0	0	0		0.00	LMR	49	7 Aug 90	154	0	0	0	0			0.00			
U	17	18 Jul 86	296	0	0	0	0		0.00	LMR	52	8 Aug 90	164	0	0	0	0			0.00			
U	24	21 Jul 86	340	0	0	0	0		0.00	LMR	55	8 Aug 90	114	0	0	0	0			0.00			
MR	12	22 Jul 86	231	2	2	0	0	4.07	1.76	K	29	9 Aug 90	138	0	0	0	0			0.00			
K	32	23 Jul 86	220	0	0	0	0		0.00	K	30	9 Aug 90	111	0	0	0	0			0.00			
MR	11	24 Jul 86	353	0	0	0	0		0.00	K	28	22 Aug 90	127	0	0	0	0			0.00			
U	16	25 Jul 86	309	2	1	0	0	3.01	0.98	LMR	54	22 Aug 90	126	0	0	0	0			0.00			
LMR	49	28 Jul 86	198	0	0	0	0		0.00	MR	4	23 Aug 90	102	0	0	0	0			0.00			
LMR	51	29 Jul 86	175	0	0	0	0		0.00	MR	5	23 Aug 90	105	2	1	0	0	3.01	2.87				
LMR	52	29 Jul 86	192	0	0	0	0		0.00	LMR	45	28 Aug 90	144	0	0	0	0			0.00			
LMR	53	30 Jul 86	226	0	0	0	0		0.00	LMR	52	24 Jul 91	174	0	0	0	0			0.00			
LMR	55	30 Jul 86	147	0	0	0	0		0.00	K	40	25 Jul 91	177	0	0	0	0			0.00			
K	28	5 Aug 86	276	0	0	0	0		0.00	MR	4	26 Jul 91	126	0	0	0	0			0.00			
K	29	5 Aug 86	197	2	0	0	0		1.12	MR	5	26 Jul 91	149	1	0	1	0	2.46	1.65				
K	40	6 Aug 86	193	0	0	0	0		0.00	K	28	29 Jul 91	134	0	0	0	0			0.00			
K	41	6 Aug 86	252	2	0	0	0		0.88	K	30	29 Jul 91	104	0	0	0	0			0.00			
MR	4	7 Aug 86	305	4	0	0	0		1.44	LMR	45	30 Jul 91	83	0	0	0	0			0.00			
K	36	7 Aug 86	328	0	0	0	0		0.00	LMR	55	31 Jul 91	134	0	0	0	0			0.00			
U	23	13 Aug 86	222	0	0	0	0		0.00	LMR	54	19 Aug 92	155	0	0	0	0			0.00			
K	39	14 Aug 86	228	3	1	1	0	5.16	2.26	LMR	52	20 Aug 92	166	0	0	0	0			0.00			
K	42	14 Aug 86	275	0	0	0	0		0.00	K	30	25 Aug 92	111	0	0	0	0			0.00			
U	21	18 Aug 86	303	1	0	0	0		0.36	LMR	45	26 Aug 92	180	1	0	0	0			0.61			
LMR	45	19 Aug 86	267	0	0	0	0		0.00	K	28	1 Sep 92	103	0	0	0	0			0.00			
LMR	46	19 Aug 86	145	0	0	0	0		0.00	K	40	2 Sep 92	167	0	0	0	0			0.00			
LMR	43	20 Aug 86	208	0	0	0	0		0.00	K	42	3 Sep 92	230	0	0	0	0			0.00			
LMR	50	20 Aug 86	250	0	0	0	0		0.00	LMR	55	8 Sep 92	175	0	0	0	0			0.00			
K	29	4 Aug 87	198	1	0	0	0		0.56	MR	5	9 Sep 92	118	0	0	0	0			0.00			
K	41	4 Aug 87	145	0	0	0	0		0.00	MR	4	10 Sep 92	113	0	0	0	0			0.00			
K	38	5 Aug 87	209	0	0	0	0		0.00	K	29	3 Aug 93	127	0	0	0	0			0.00			
K	40	5 Aug 87	151	0	0	0	0		0.00	K	41	4 Aug 93	113	0	0	0	0			0.00			
K	39	11 Aug 87	190	1	0	0	0		0.58	K	28	5 Aug 93	139	0	0	0	0			0.00			
K	42	12 Aug 87	225	0	0	0	0		0.00	LMR	52	17 Aug 93	195	0	0	0	0			0.00			
LMR	52	18 Aug 87	148	0	0	0	0		0.00	K	30	18 Aug 93	140	0	0	0	0			0.00			
LMR	54	19 Aug 87	139	0	0	0	0		0.00	LMR	49	19 Aug 93	147	0	0	0	0			0.00			
LMR	55	19 Aug 87	110	0	0	0	0		0.00	K	39	25 Aug 93	127	0	0	0	0			0.00			
K	30	20 Aug 87	170	0	0	0	0		0.00	LMR	55	26 Aug 93	200	0	0	0	0			0.00			
LMR	45	26 Aug 87	179	0	0	0	0		0.00	MR	5	8 Sep 93	107	0	0	0	0			0.00			
MR	4	27 Aug 87	152	0	0	0	0		0.00	LMR	54	9 Sep 93	164	0	0	0	0			0.00			
K	28	28 Aug 87	183	1	0	0	0		0.60	MR	4	13 Sep 93	146	0	0	0	0			0.00			
MR	5	31 Aug 87	188	4	0	1	0	5.04	2.68	K	42	14 Sep 93	95	0	0	0	0			0.00			
LMR	49	2 Sep 87	187	0	0	0	0		0.00	K	38	15 Sep 93	233	0	0	0	0			0.00			
K	40	18 Jul 88	218	0	0	0	0		0.00	LMR	45	16 Sep 93	137	0	0	0	0			0.00			
LMR	49	27 Jul 88	186	0	0	0	0		0.00	K	40	21 Sep 93	181	0	0	0	0			0.00			
LMR	54	29 Jul 88	150	0	0	0	0		0.00	LMR	54	6 Jul 94	172	0	0	0	0			0.00			
LMR	55	29 Jul 88	136	0	0	0	0		0.00	K	38	7 Jul 94	249	0	0	0	0			0.00			
K	38	1 Aug 88	245	0	0	0	0		0.00	K	30	20 Jul 94	114	0	0	0	0			0.00			
K	41	1 Aug 88	121	0	0	0	0		0.00	K	39	26 Jul 94	146	2	1	0	0	3.07	2.11				
K	39	2 Aug 88	186	2	1	0	0	3.01	1.62	K	42	27 Jul 94	124	0	0	0	0			0.00			
K	29	3 Aug 88	173	1	0	0	0		0.64	K	40	16 Aug 94	171	0	0	0	0			0.00			
LMR	52	3 Aug 88	143	0	0	0	0		0.00	LMR	52	17 Aug 94	224	0	0	0	0			0.00			
K	42	4 Aug 88	244	0	0	0	0		0.00	K	41	18 Aug 94	57	0	0	0	0			0.00			
MR	4	17 Aug 88	134	2	0	0	1	3.69	2.75	LMR	45	23 Aug 94	136	0	0	0	0			0.00			

Table 19 (continued)

Branch ^a	Site	Date	Area (m ²)	Number of eels per sweep in sweep no.					Zippin pop. est. ^c	Eels/ 100 m ^{2d}	Branch ^a	Site	Date	Area (m ²)	Number of eels per sweep in sweep no.					Zippin pop. est. ^c	Eels/ 100 m ^{2d}																																																																																																																																																																																																																																																																																																																																																																																																																																																																																																																																																																																																																																																																																																																																																																																																																																																																																																																																																																																																																																																																																																																																																																																																																																																																																																																																																																																																																																																																																																																																																																																																																																																																																														
				0.5 ^b	1	2	3	4							5	0.5 ^b	1	2	3			4	5																																																																																																																																																																																																																																																																																																																																																																																																																																																																																																																																																																																																																																																																																																																																																																																																																																																																																																																																																																																																																																																																																																																																																																																																																																																																																																																																																																																																																																																																																																																																																																																																																																																																																												
				MR	5	24 Aug 94	89	0							0	1			1.28			G	52	24 Sep 98	146	0	0	0	0			0.00	MR	4	26 Aug 94	60	0	0	0			0.00	MR	1	29 Sep 98	120	0						0.00	MR	4	18 Jul 95	116	0	0	0			0.00	MR	2	29 Sep 98	150	0						0.00	MR	3	29 Sep 98	150	0						0.00	MR	5	24 Jul 95	167	0	0	0			0.00	MR	5	29 Sep 98	127	0	0	0	0			0.00	MR	6	29 Sep 98	150	0						0.00	K	29	25 Jul 95	133	0	0	0			0.00	MR	6	29 Sep 98	150	0						0.00	K	39	26 Jul 95	149	0	0	0			0.00	U	21	30 Sep 98	150	0						0.00	K	42	2 Aug 95	119	0	0	0			0.00	FF	49	30 Sep 98	174	0						0.00	K	40	3 Aug 95	167	0	0	0			0.00	G	55	30 Sep 98	141	0						0.00	LMR	49	27 Jul 95	121	0	0	0			0.00	U	15	1 Oct 98	135	0						0.00	K	42	2 Aug 95	119	0	0	0			0.00	U	17	1 Oct 98	150	0						0.00	K	40	3 Aug 95	167	0	0	0			0.00	U	18	1 Oct 98	135	0						0.00	LMR	52	8 Aug 95	157	0	0	0			0.00	U	22	13 Oct 98	180	0						0.00	K	41	9 Aug 95	116	0	0	0			0.00	U	24	13 Oct 98	278	0						0.00	K	30	10 Aug 95	136	0	0	0			0.00	U	25	13 Oct 98	137	0						0.00	K	28	22 Aug 95	142	0	0	0			0.00	U	26	13 Oct 98	108	0						0.00	LMR	45	23 Aug 95	125	0	0	0			0.00	U	16	14 Oct 98	104	0						0.00	LMR	53	16 Jul 96	135	0	0	0			0.00	LMR	44	22 Oct 98	83	0						0.00	MR	4	17 Jul 96	123	0	0	0			0.00	U	60	22 Oct 98	143	0						0.00	K	30	18 Jul 96	120	0	0	0			0.00	LMR	85	22 Oct 98	150	0						0.00	K	38	30 Jul 96	226	0	0	0			0.00	G	53	6 Jul 99	135	0	0	0	0			0.00	K	39	31 Jul 96	131	0	0	0			0.00	G	55	7 Jul 99	185	0	0	0	0			0.00	K	29	1 Aug 96	73	0	0	0			0.00	MR	4	8 Jul 99	133	0	1	0	0		1.23	0.92	K	41	6 Aug 96	95	0	0	0			0.00	K	42	7 Aug 96	106	0	0	0			0.00	U	14	8 Jul 99	167	0						0.00	LMR	52	8 Aug 96	142	0	0	0			0.00	FB	32	13 Jul 99	127	0						0.00	K	40	20 Aug 96	161	0	0	0			0.00	G	52	13 Jul 99	125	0	0	0	0			0.00	LMR	45	21 Aug 96	164	0	0	0			0.00	K	39	14 Jul 99	117	0	0	0	0			0.00	LMR	49	22 Aug 96	101	0	0	0			0.00	K	30	15 Jul 99	114	0	0	0	0			0.00	LMR	55	27 Aug 96	174	0	0	0			0.00	MD	36	15 Jul 99	144	0						0.00	MR	5	28 Aug 96	120	0	0	0			0.00	K	40	19 Jul 99	164	0	0	0	0			0.00	K	28	29 Aug 96	111	0	0	0			0.00	LMR	44	20 Jul 99	106	0						0.00	G	52	15 Jul 97	157	0	0	0	0			0.00	LMR	85	20 Jul 99	170	0						0.00	MR	4	21 Jul 97	146	0	0	0	0			0.00	MR	6	22 Jul 99	200	0						0.00	G	53	22 Jul 97	119	0	0	0	0			0.00	U	25	28 Jul 99	152	0						0.00	K	29	23 Jul 97	145	0	0	0	0			0.00	U	26	28 Jul 99	148	0						0.00	K	30	29 Jul 97	145	0	0	0	0			0.00	LMR	45	18 Aug 99	140	0						0.00	K	39	31 Jul 97	122	0	0	0	0			0.00	LMR	46	18 Aug 99	127	0						0.00	K	38	7 Aug 97	121	0	0	0	0			0.00	LMR	47	18 Aug 99	125	0						0.00	K	45	4 Sep 97	99	0	0	0	0			0.00	K	40	10 Sep 97	178	0	0	0	0			0.00	K	41	19 Aug 99	115	0	0	0	0			0.00	K	28	11 Sep 97	133	0	0	0	0			0.00	K	41	19 Aug 99	126	0	0	0	0			0.00	K	42	16 Sep 97	103	0	0	0	0			0.00	K	28	24 Aug 99	135	0	0	0	0			0.00	K	42	16 Sep 97	129	0	0	0	0			0.00	K	29	24 Aug 99	103	0	0	0	0			0.00	K	41	18 Sep 97	120	0	0	0	0			0.00	K	42	31 Aug 99	121	0	0	0	0			0.00	FF	49	24 Sep 97	161	0	0	0	0			0.00	FF	49	1 Sep 99	193	0	0	0	0			0.00	U	14	25 Sep 97	151	0						11.69	MR	1	2 Sep 99	95	1						0.00	U	21	25 Sep 97	117	0						0.00	MR	2	2 Sep 99	105	0						0.00	MR	5	2 Sep 99	122	0	0	0	0			0.00	MR	30	2 Sep 99	110	0						0.00	MR	8	8 Oct 97	104	0						0.00	FB	34	7 Sep 99	136	0						0.00	LMR	43	8 Oct 97	113	0						0.00	ST	37	7 Sep 99	144	0						0.00	LMR	44	9 Oct 97	53	0						0.00	TB	57	7 Sep 99	150	0						0.00	U	16	10 Oct 97	127	0						0.00	MR	8	14 Sep 99	100	0						0.00	MR	2	2 Sep 99	105	0						0.00	U	15	11 Oct 97	139	0						0.00	HB	11	14 Sep 99	150	0						0.00	U	24	14 Oct 97	189	0						0.00	HB	12	14 Sep 99	123	0						0.00	U	25	14 Oct 97	164	0						0.00	LMR	43	14 Sep 99	90	0						0.00	U	18	15 Oct 97	91	0						0.00	MR	7	15 Sep 99	155	0						0.00	U	60	15 Oct 97	107	0						0.00	CB	9	15 Sep 99	165	0						0.00	U	22	16 Oct 97	116	0						0.00	U	21	15 Sep 99	165	0						0.00	G	53	30 Jul 98	137	0	0	0	0			0.00	U	16	16 Sep 99	150	0						0.00	U	23	16 Sep 99	150	0						0.00	K	39	4 Aug 98	157	0	0	0	0			0.00	U	24	16 Sep 99	150	0						0.00	K	40	5 Aug 98	149	0	0	0	0			0.00	RB	70	16 Sep 99	115	1						9.67	K	42	6 Aug 98	104	0	0	0	0			0.00	U	15	20 Sep 99	150	0						0.00	K	38	19 Aug 98	148	0	0	0	0			0.00	U	17	20 Sep 99	150	0						0.00	MR	4	20 Aug 98	134	1						8.28	U	18	20 Sep 99	150	0						0.00	U	14	20 Aug 98	113	0						0.00	U	60	20 Sep 99	140	0						0.00	K	41	25 Aug 98	111	0	0	0	0			0.00	U	22	21 Sep 99	150	0						0.00	MR	7	27 Aug 98	156	0						0.00	U	66	21 Sep 99	55	0						0.00	MR	8	27 Aug 98	148	0						0.00	PB	67	28 Sep 99	171	0						0.00	K	28	1 Sep 98	127	0	0	0	0			0.00	JF	68	28 Sep 99	100	0						0.00	MD	36	8 Sep 98	116	0						0.00	CB	56	29 Sep 99	127	0						0.00	LMR	43	10 Sep 98	95	0						0.00	GB	64	29 Sep 99	150	0						0.00	K	29	15 Sep 98	140	0	0	0	0			0.00	G	53	12 Jul 00	113	0	0	0	0			0.00	K	30	16 Sep 98	121	0	0	0	0			0.00	U	25	25 Jul 00	132	0						0.00	LMR	46	17 Sep 98	108	0						0.00	U	26	25 Jul 00	178	0						0.00	LMR	47	17 Sep 98	104	0						0.00	G	51	1 Aug 00	150	0					

Table 19 (continued)

Branch ^a	Site	Date	Area (m ²)	Number of eels per sweep in sweep no.					Zippin pop. est. ^c	Eels/ 100 m ^{2d}	Branch ^a	Site	Date	Area (m ²)	Number of eels per sweep in sweep no.					Zippin pop. est. ^c	Eels/ 100 m ^{2d}																																																																																																																																																																																																																																																																																																																																																																																																																																																																																																																																																																																																																																																																																																																																																																																																																																																																																																																																																																																																																																																																																																																																																																																																																																																																																																																																																																																																																																																																														
				0.5 ^b	1	2	3	4							5	0.5 ^b	1	2	3			4	5																																																																																																																																																																																																																																																																																																																																																																																																																																																																																																																																																																																																																																																																																																																																																																																																																																																																																																																																																																																																																																																																																																																																																																																																																																																																																																																																																																																																																																																																												
				G	52	1 Aug 00	132	0							0	0	0	0.00	K			38	30 Jul 01	150	0					0.00	G	55	1 Aug 00	164	0				0.00	K	39	30 Jul 01	127	0	0	0	0		0.00	K	38	2 Aug 00	150	0				0.00	K	40	31 Jul 01	187	0	0	0	0		0.00	K	40	2 Aug 00	173	0	0	0	0	0.00	K	41	31 Jul 01	157	0	0	0	0		0.00	K	80	2 Aug 00	150	0				0.00	K	28	1 Aug 01	150	0					0.00	UB	82	3 Aug 00	150	0				0.00	K	30	1 Aug 01	117	0	0	0	0		0.00	K	42	8 Aug 00	111	0	0	0	0	0.00	MD	36	1 Aug 01	286	0					0.00	K	81	8 Aug 00	150	0				0.00	MR	8	2 Aug 01	150	0					0.00	K	39	9 Aug 00	99	0	0	0	1	1.31	LMR	44	2 Aug 01	150	1					7.42	K	76	9 Aug 00	150	0				0.00	LMR	85	2 Aug 01	150	0					0.00	K	30	10 Aug 00	121	0	0	0	0	0.00	G	51	7 Aug 01	150	0					0.00	HB	12	22 Aug 00	130	0				0.00	G	52	7 Aug 01	130	0	0	0	0		0.00	FF	49	22 Aug 00	190	0	0	0	0	0.00	K	1G	7 Aug 01	150	0					0.00	K	28	23 Aug 00	150	0				0.00	LMR	43	8 Aug 01	150	0					0.00	K	29	23 Aug 00	117	0	0	0	0	0.00	FF	49	8 Aug 01	175	0	0	0	0		0.00	MR	1	24 Aug 00	150	1				7.42	JB	50	8 Aug 01	150	0					0.00	MR	2	24 Aug 00	175	0				0.00	K	29	9 Aug 01	131	0	0	0	0		0.00	MR	3	24 Aug 00	150	0				0.00	TB	57	9 Aug 01	150	0					0.00	MR	4	24 Aug 00	150	1				7.42	TB	88	9 Aug 01	273	0					0.00	MR	5	24 Aug 00	150	0				0.00	K	48	13 Aug 01	184	0					0.00	MR	6	24 Aug 00	150	0				0.00	K	76	13 Aug 01	150	0					0.00	PB	67	30 Aug 00	157	0				0.00	K	77	13 Aug 01	150	0					0.00	JF	68	30 Aug 00	200	0				0.00	U	24	14 Aug 01	221	0	0	0	0		0.00	U	14	31 Aug 00	150	0				0.00	U	25	14 Aug 01	132	0					0.00	K	41	31 Aug 00	98	0	0	0	0	0.00	U	26	14 Aug 01	135	0					0.00	U	23	5 Sep 00	150	0				0.00	U	22	15 Aug 01	150	0					0.00	U	66	5 Sep 00	150	0				0.00	U	65	15 Aug 01	121	0	0	0	0		0.00	RB	70	5 Sep 00	164	1				6.78	PB	67	15 Aug 01	152	0					0.00	HB	11	7 Sep 00	178	0				0.00	JF	68	15 Aug 01	150	0					0.00	LMR	44	7 Sep 00	100	0				0.00	U	17	16 Aug 01	161	0					0.00	JB	50	7 Sep 00	150	0				0.00	U	E1	16 Aug 01	120	0	0	0	0		0.00	LMR	85	7 Sep 00	150	0				0.00	MR	6	20 Aug 01	150	0					0.00	LMR	43	8 Sep 00	150	0				0.00	CB	9	20 Aug 01	144	0					0.00	LMR	45	11 Sep 00	150	0				0.00	U	14	20 Aug 01	124	0	0	0	0		0.00	LMR	46	11 Sep 00	150	0				0.00	CB	56	20 Aug 01	158	0					0.00	LMR	47	11 Sep 00	217	0				0.00	U	16	22 Aug 01	150	0					0.00	MR	8	12 Sep 00	150	0				0.00	U	18	22 Aug 01	150	0					0.00	FB	32	12 Sep 00	150	0				0.00	U	60	22 Aug 01	159	4					28.07	FB	34	12 Sep 00	189	0				0.00	U	61	22 Aug 01	150	0					0.00	NC	75	12 Sep 00	145	0				0.00	MR	3	23 Aug 01	150	0					0.00	U	16	14 Sep 00	150	0				0.00	MR	5	23 Aug 01	117	0	0	0	0		0.00	U	22	14 Sep 00	150	0				0.00	MR	1	27 Aug 01	150	2					14.83	U	24	14 Sep 00	150	0				0.00	MR	2	27 Aug 01	150	0					0.00	U	61	14 Sep 00	198	0				0.00	MR	4	27 Aug 01	150	0					0.00	MD	36	18 Sep 00	233	0				0.00	U	62	27 Aug 01	150	0					0.00	ST	37	18 Sep 00	177	0				0.00	GB	64	27 Aug 01	196	0					0.00	TB	57	18 Sep 00	150	0				0.00	U	23	28 Aug 01	150	1					7.42	TB	58	18 Sep 00	199	0				0.00	RB	70	28 Aug 01	170	0					0.00	U	15	19 Sep 00	150	0				0.00	MR	7	29 Aug 01	150	0					0.00	U	17	19 Sep 00	150	0				0.00	U	21	29 Aug 01	150	0					0.00	U	18	19 Sep 00	150	0				0.00	SB	NS1	29 Aug 01	204	0					0.00	U	60	19 Sep 00	153	1				7.29	M	M12	30 Aug 01	128	0	1	0	0		1.01	CB	9	20 Sep 00	212	0				0.00	M	M1	4 Sep 01	150	0					0.00	CB	56	20 Sep 00	152	0				0.00	M	M2	4 Sep 01	150	0					0.00	U	62	20 Sep 00	105	0				0.00	M	M3	4 Sep 01	150	0					0.00	GB	64	20 Sep 00	202	0				0.00	M	M10	5 Sep 01	150	0					0.00	MR	7	21 Sep 00	150	0				0.00	M	M11	5 Sep 01	150	0					0.00	U	21	21 Sep 00	150	0				0.00	M	M4	5 Sep 01	150	0					0.00	K	77	25 Sep 00	154	0				0.00	M	M5	5 Sep 01	150	0					0.00	MB	78	25 Sep 00	93	0				0.00	M	M6	5 Sep 01	150	1					7.42	BB	79	25 Sep 00	127	0				0.00	M	M7	5 Sep 01	150	1					7.42	U	65	27 Sep 00	150	0				0.00	M	M8	5 Sep 01	150	0					0.00	K	81	16 Jul 01	150	0				0.00	M	M9	5 Sep 01	150	0					0.00	ST	37	24 Jul 01	140	0				0.00	M	M13	6 Sep 01	150	0					0.00	K	42	24 Jul 01	123	0	0	0	0	0.00	M	M14	6 Sep 01	150	0					0.00	K	80	24 Jul 01	150	0				0.00	M	M15	6 Sep 01	150	0					0.00	UB	82	24 Jul 01	150	0				0.00	M	M16	6 Sep 01	150	0					0.00	FB	32	25 Jul 01	150	0				0.00	M	M19	6 Sep 01	150	0					0.00	FB	33	25 Jul 01	150	0				0.00	M	M32	6 Sep 01	150	0					0.00	G	53	25 Jul 01	100	0	0	0	0	0.00	A	A1	10 Sep 01	150	0					0.00	G	55	25 Jul 01	183	0				0.00	C	C1	11 Sep 01	150	0					0.00	HB	11	26 Jul 01	150	0				0.00	A	A2	12 Sep 01	150	0					0.00	HB	12	26 Jul 01	167	0				0.00	C	C2	12 Sep 01	150	0					0.00	LMR	45	26 Jul 01	150	0				0.00	MS	ME1	12 Sep 01	169	0					0.00	LMR	46	26 Jul 01	150	0				0.00	MI	MK1	12 Sep 01	150	0					0.00	LMR	47	26 Jul 01	150	0		
G	55	1 Aug 00	164	0				0.00	K	39	30 Jul 01	127	0	0	0	0		0.00	K	38	2 Aug 00	150	0				0.00	K	40	31 Jul 01	187	0	0	0	0		0.00	K	40	2 Aug 00	173	0	0	0	0	0.00	K	41	31 Jul 01	157	0	0	0	0		0.00	K	80	2 Aug 00	150	0				0.00	K	28	1 Aug 01	150	0					0.00	UB	82	3 Aug 00	150	0				0.00	K	30	1 Aug 01	117	0	0	0	0		0.00	K	42	8 Aug 00	111	0	0	0	0	0.00	MD	36	1 Aug 01	286	0					0.00	K	81	8 Aug 00	150	0				0.00	MR	8	2 Aug 01	150	0					0.00	K	39	9 Aug 00	99	0	0	0	1	1.31	LMR	44	2 Aug 01	150	1					7.42	K	76	9 Aug 00	150	0				0.00	LMR	85	2 Aug 01	150	0					0.00	K	30	10 Aug 00	121	0	0	0	0	0.00	G	51	7 Aug 01	150	0					0.00	HB	12	22 Aug 00	130	0				0.00	G	52	7 Aug 01	130	0	0	0	0		0.00	FF	49	22 Aug 00	190	0	0	0	0	0.00	K	1G	7 Aug 01	150	0					0.00	K	28	23 Aug 00	150	0				0.00	LMR	43	8 Aug 01	150	0					0.00	K	29	23 Aug 00	117	0	0	0	0	0.00	FF	49	8 Aug 01	175	0	0	0	0		0.00	MR	1	24 Aug 00	150	1				7.42	JB	50	8 Aug 01	150	0					0.00	MR	2	24 Aug 00	175	0				0.00	K	29	9 Aug 01	131	0	0	0	0		0.00	MR	3	24 Aug 00	150	0				0.00	TB	57	9 Aug 01	150	0					0.00	MR	4	24 Aug 00	150	1				7.42	TB	88	9 Aug 01	273	0					0.00	MR	5	24 Aug 00	150	0				0.00	K	48	13 Aug 01	184	0					0.00	MR	6	24 Aug 00	150	0				0.00	K	76	13 Aug 01	150	0					0.00	PB	67	30 Aug 00	157	0				0.00	K	77	13 Aug 01	150	0					0.00	JF	68	30 Aug 00	200	0				0.00	U	24	14 Aug 01	221	0	0	0	0		0.00	U	14	31 Aug 00	150	0				0.00	U	25	14 Aug 01	132	0					0.00	K	41	31 Aug 00	98	0	0	0	0	0.00	U	26	14 Aug 01	135	0					0.00	U	23	5 Sep 00	150	0				0.00	U	22	15 Aug 01	150	0					0.00	U	66	5 Sep 00	150	0				0.00	U	65	15 Aug 01	121	0	0	0	0		0.00	RB	70	5 Sep 00	164	1				6.78	PB	67	15 Aug 01	152	0					0.00	HB	11	7 Sep 00	178	0				0.00	JF	68	15 Aug 01	150	0					0.00	LMR	44	7 Sep 00	100	0				0.00	U	17	16 Aug 01	161	0					0.00	JB	50	7 Sep 00	150	0				0.00	U	E1	16 Aug 01	120	0	0	0	0		0.00	LMR	85	7 Sep 00	150	0				0.00	MR	6	20 Aug 01	150	0					0.00	LMR	43	8 Sep 00	150	0				0.00	CB	9	20 Aug 01	144	0					0.00	LMR	45	11 Sep 00	150	0				0.00	U	14	20 Aug 01	124	0	0	0	0		0.00	LMR	46	11 Sep 00	150	0				0.00	CB	56	20 Aug 01	158	0					0.00	LMR	47	11 Sep 00	217	0				0.00	U	16	22 Aug 01	150	0					0.00	MR	8	12 Sep 00	150	0				0.00	U	18	22 Aug 01	150	0					0.00	FB	32	12 Sep 00	150	0				0.00	U	60	22 Aug 01	159	4					28.07	FB	34	12 Sep 00	189	0				0.00	U	61	22 Aug 01	150	0					0.00	NC	75	12 Sep 00	145	0				0.00	MR	3	23 Aug 01	150	0					0.00	U	16	14 Sep 00	150	0				0.00	MR	5	23 Aug 01	117	0	0	0	0		0.00	U	22	14 Sep 00	150	0				0.00	MR	1	27 Aug 01	150	2					14.83	U	24	14 Sep 00	150	0				0.00	MR	2	27 Aug 01	150	0					0.00	U	61	14 Sep 00	198	0				0.00	MR	4	27 Aug 01	150	0					0.00	MD	36	18 Sep 00	233	0				0.00	U	62	27 Aug 01	150	0					0.00	ST	37	18 Sep 00	177	0				0.00	GB	64	27 Aug 01	196	0					0.00	TB	57	18 Sep 00	150	0				0.00	U	23	28 Aug 01	150	1					7.42	TB	58	18 Sep 00	199	0				0.00	RB	70	28 Aug 01	170	0					0.00	U	15	19 Sep 00	150	0				0.00	MR	7	29 Aug 01	150	0					0.00	U	17	19 Sep 00	150	0				0.00	U	21	29 Aug 01	150	0					0.00	U	18	19 Sep 00	150	0				0.00	SB	NS1	29 Aug 01	204	0					0.00	U	60	19 Sep 00	153	1				7.29	M	M12	30 Aug 01	128	0	1	0	0		1.01	CB	9	20 Sep 00	212	0				0.00	M	M1	4 Sep 01	150	0					0.00	CB	56	20 Sep 00	152	0				0.00	M	M2	4 Sep 01	150	0					0.00	U	62	20 Sep 00	105	0				0.00	M	M3	4 Sep 01	150	0					0.00	GB	64	20 Sep 00	202	0				0.00	M	M10	5 Sep 01	150	0					0.00	MR	7	21 Sep 00	150	0				0.00	M	M11	5 Sep 01	150	0					0.00	U	21	21 Sep 00	150	0				0.00	M	M4	5 Sep 01	150	0					0.00	K	77	25 Sep 00	154	0				0.00	M	M5	5 Sep 01	150	0					0.00	MB	78	25 Sep 00	93	0				0.00	M	M6	5 Sep 01	150	1					7.42	BB	79	25 Sep 00	127	0				0.00	M	M7	5 Sep 01	150	1					7.42	U	65	27 Sep 00	150	0				0.00	M	M8	5 Sep 01	150	0					0.00	K	81	16 Jul 01	150	0				0.00	M	M9	5 Sep 01	150	0					0.00	ST	37	24 Jul 01	140	0				0.00	M	M13	6 Sep 01	150	0					0.00	K	42	24 Jul 01	123	0	0	0	0	0.00	M	M14	6 Sep 01	150	0					0.00	K	80	24 Jul 01	150	0				0.00	M	M15	6 Sep 01	150	0					0.00	UB	82	24 Jul 01	150	0				0.00	M	M16	6 Sep 01	150	0					0.00	FB	32	25 Jul 01	150	0				0.00	M	M19	6 Sep 01	150	0					0.00	FB	33	25 Jul 01	150	0				0.00	M	M32	6 Sep 01	150	0					0.00	G	53	25 Jul 01	100	0	0	0	0	0.00	A	A1	10 Sep 01	150	0					0.00	G	55	25 Jul 01	183	0				0.00	C	C1	11 Sep 01	150	0					0.00	HB	11	26 Jul 01	150	0				0.00	A	A2	12 Sep 01	150	0					0.00	HB	12	26 Jul 01	167	0				0.00	C	C2	12 Sep 01	150	0					0.00	LMR	45	26 Jul 01	150	0				0.00	MS	ME1	12 Sep 01	169	0					0.00	LMR	46	26 Jul 01	150	0				0.00	MI	MK1	12 Sep 01	150	0					0.00	LMR	47	26 Jul 01	150	0				0.00	H	H1	17 Sep 01	168	9					59.77																			
K	38	2 Aug 00	150	0				0.00	K	40	31 Jul 01	187	0	0	0	0		0.00	K	40	2 Aug 00	173	0	0	0	0	0.00	K	41	31 Jul 01	157	0	0	0	0		0.00	K	80	2 Aug 00	150	0				0.00	K	28	1 Aug 01	150	0					0.00	UB	82	3 Aug 00	150	0				0.00	K	30	1 Aug 01	117	0	0	0	0		0.00	K	42	8 Aug 00	111	0	0	0	0	0.00	MD	36	1 Aug 01	286	0					0.00	K	81	8 Aug 00	150	0				0.00	MR	8	2 Aug 01	150	0					0.00	K	39	9 Aug 00	99	0	0	0	1	1.31	LMR	44	2 Aug 01	150	1					7.42	K	76	9 Aug 00	150	0				0.00	LMR	85	2 Aug 01	150	0					0.00	K	30	10 Aug 00	121	0	0	0	0	0.00	G	51	7 Aug 01	150	0					0.00	HB	12	22 Aug 00	130	0				0.00	G	52	7 Aug 01	130	0	0	0	0		0.00	FF	49	22 Aug 00	190	0	0	0	0	0.00	K	1G	7 Aug 01	150	0					0.00	K	28	23 Aug 00	150	0				0.00	LMR	43	8 Aug 01	150	0					0.00	K	29	23 Aug 00	117	0	0	0	0	0.00	FF	49	8 Aug 01	175	0	0	0	0		0.00	MR	1	24 Aug 00	150	1				7.42	JB	50	8 Aug 01	150	0					0.00	MR	2	24 Aug 00	175	0				0.00	K	29	9 Aug 01	131	0	0	0	0		0.00	MR	3	24 Aug 00	150	0				0.00	TB	57	9 Aug 01	150	0					0.00	MR	4	24 Aug 00	150	1				7.42	TB	88	9 Aug 01	273	0					0.00	MR	5	24 Aug 00	150	0				0.00	K	48	13 Aug 01	184	0					0.00	MR	6	24 Aug 00	150	0				0.00	K	76	13 Aug 01	150	0					0.00	PB	67	30 Aug 00	157	0				0.00	K	77	13 Aug 01	150	0					0.00	JF	68	30 Aug 00	200	0				0.00	U	24	14 Aug 01	221	0	0	0	0		0.00	U	14	31 Aug 00	150	0				0.00	U	25	14 Aug 01	132	0					0.00	K	41	31 Aug 00	98	0	0	0	0	0.00	U	26	14 Aug 01	135	0					0.00	U	23	5 Sep 00	150	0				0.00	U	22	15 Aug 01	150	0					0.00	U	66	5 Sep 00	150	0				0.00	U	65	15 Aug 01	121	0	0	0	0		0.00	RB	70	5 Sep 00	164	1				6.78	PB	67	15 Aug 01	152	0					0.00	HB	11	7 Sep 00	178	0				0.00	JF	68	15 Aug 01	150	0					0.00	LMR	44	7 Sep 00	100	0				0.00	U	17	16 Aug 01	161	0					0.00	JB	50	7 Sep 00	150	0				0.00	U	E1	16 Aug 01	120	0	0	0	0		0.00	LMR	85	7 Sep 00	150	0				0.00	MR	6	20 Aug 01	150	0					0.00	LMR	43	8 Sep 00	150	0				0.00	CB	9	20 Aug 01	144	0					0.00	LMR	45	11 Sep 00	150	0				0.00	U	14	20 Aug 01	124	0	0	0	0		0.00	LMR	46	11 Sep 00	150	0				0.00	CB	56	20 Aug 01	158	0					0.00	LMR	47	11 Sep 00	217	0				0.00	U	16	22 Aug 01	150	0					0.00	MR	8	12 Sep 00	150	0				0.00	U	18	22 Aug 01	150	0					0.00	FB	32	12 Sep 00	150	0				0.00	U	60	22 Aug 01	159	4					28.07	FB	34	12 Sep 00	189	0				0.00	U	61	22 Aug 01	150	0					0.00	NC	75	12 Sep 00	145	0				0.00	MR	3	23 Aug 01	150	0					0.00	U	16	14 Sep 00	150	0				0.00	MR	5	23 Aug 01	117	0	0	0	0		0.00	U	22	14 Sep 00	150	0				0.00	MR	1	27 Aug 01	150	2					14.83	U	24	14 Sep 00	150	0				0.00	MR	2	27 Aug 01	150	0					0.00	U	61	14 Sep 00	198	0				0.00	MR	4	27 Aug 01	150	0					0.00	MD	36	18 Sep 00	233	0				0.00	U	62	27 Aug 01	150	0					0.00	ST	37	18 Sep 00	177	0				0.00	GB	64	27 Aug 01	196	0					0.00	TB	57	18 Sep 00	150	0				0.00	U	23	28 Aug 01	150	1					7.42	TB	58	18 Sep 00	199	0				0.00	RB	70	28 Aug 01	170	0					0.00	U	15	19 Sep 00	150	0				0.00	MR	7	29 Aug 01	150	0					0.00	U	17	19 Sep 00	150	0				0.00	U	21	29 Aug 01	150	0					0.00	U	18	19 Sep 00	150	0				0.00	SB	NS1	29 Aug 01	204	0					0.00	U	60	19 Sep 00	153	1				7.29	M	M12	30 Aug 01	128	0	1	0	0		1.01	CB	9	20 Sep 00	212	0				0.00	M	M1	4 Sep 01	150	0					0.00	CB	56	20 Sep 00	152	0				0.00	M	M2	4 Sep 01	150	0					0.00	U	62	20 Sep 00	105	0				0.00	M	M3	4 Sep 01	150	0					0.00	GB	64	20 Sep 00	202	0				0.00	M	M10	5 Sep 01	150	0					0.00	MR	7	21 Sep 00	150	0				0.00	M	M11	5 Sep 01	150	0					0.00	U	21	21 Sep 00	150	0				0.00	M	M4	5 Sep 01	150	0					0.00	K	77	25 Sep 00	154	0				0.00	M	M5	5 Sep 01	150	0					0.00	MB	78	25 Sep 00	93	0				0.00	M	M6	5 Sep 01	150	1					7.42	BB	79	25 Sep 00	127	0				0.00	M	M7	5 Sep 01	150	1					7.42	U	65	27 Sep 00	150	0				0.00	M	M8	5 Sep 01	150	0					0.00	K	81	16 Jul 01	150	0				0.00	M	M9	5 Sep 01	150	0					0.00	ST	37	24 Jul 01	140	0				0.00	M	M13	6 Sep 01	150	0					0.00	K	42	24 Jul 01	123	0	0	0	0	0.00	M	M14	6 Sep 01	150	0					0.00	K	80	24 Jul 01	150	0				0.00	M	M15	6 Sep 01	150	0					0.00	UB	82	24 Jul 01	150	0				0.00	M	M16	6 Sep 01	150	0					0.00	FB	32	25 Jul 01	150	0				0.00	M	M19	6 Sep 01	150	0					0.00	FB	33	25 Jul 01	150	0				0.00	M	M32	6 Sep 01	150	0					0.00	G	53	25 Jul 01	100	0	0	0	0	0.00	A	A1	10 Sep 01	150	0					0.00	G	55	25 Jul 01	183	0				0.00	C	C1	11 Sep 01	150	0					0.00	HB	11	26 Jul 01	150	0				0.00	A	A2	12 Sep 01	150	0					0.00	HB	12	26 Jul 01	167	0				0.00	C	C2	12 Sep 01	150	0					0.00	LMR	45	26 Jul 01	150	0				0.00	MS	ME1	12 Sep 01	169	0					0.00	LMR	46	26 Jul 01	150	0				0.00	MI	MK1	12 Sep 01	150	0					0.00	LMR	47	26 Jul 01	150	0				0.00	H	H1	17 Sep 01	168	9					59.77																																						
K	40	2 Aug 00	173	0	0	0	0	0.00	K	41	31 Jul 01	157	0	0	0	0		0.00	K	80	2 Aug 00	150	0				0.00	K	28	1 Aug 01	150	0					0.00	UB	82	3 Aug 00	150	0				0.00	K	30	1 Aug 01	117	0	0	0	0		0.00	K	42	8 Aug 00	111	0	0	0	0	0.00	MD	36	1 Aug 01	286	0					0.00	K	81	8 Aug 00	150	0				0.00	MR	8	2 Aug 01	150	0					0.00	K	39	9 Aug 00	99	0	0	0	1	1.31	LMR	44	2 Aug 01	150	1					7.42	K	76	9 Aug 00	150	0				0.00	LMR	85	2 Aug 01	150	0					0.00	K	30	10 Aug 00	121	0	0	0	0	0.00	G	51	7 Aug 01	150	0					0.00	HB	12	22 Aug 00	130	0				0.00	G	52	7 Aug 01	130	0	0	0	0		0.00	FF	49	22 Aug 00	190	0	0	0	0	0.00	K	1G	7 Aug 01	150	0					0.00	K	28	23 Aug 00	150	0				0.00	LMR	43	8 Aug 01	150	0					0.00	K	29	23 Aug 00	117	0	0	0	0	0.00	FF	49	8 Aug 01	175	0	0	0	0		0.00	MR	1	24 Aug 00	150	1				7.42	JB	50	8 Aug 01	150	0					0.00	MR	2	24 Aug 00	175	0				0.00	K	29	9 Aug 01	131	0	0	0	0		0.00	MR	3	24 Aug 00	150	0				0.00	TB	57	9 Aug 01	150	0					0.00	MR	4	24 Aug 00	150	1				7.42	TB	88	9 Aug 01	273	0					0.00	MR	5	24 Aug 00	150	0				0.00	K	48	13 Aug 01	184	0					0.00	MR	6	24 Aug 00	150	0				0.00	K	76	13 Aug 01	150	0					0.00	PB	67	30 Aug 00	157	0				0.00	K	77	13 Aug 01	150	0					0.00	JF	68	30 Aug 00	200	0				0.00	U	24	14 Aug 01	221	0	0	0	0		0.00	U	14	31 Aug 00	150	0				0.00	U	25	14 Aug 01	132	0					0.00	K	41	31 Aug 00	98	0	0	0	0	0.00	U	26	14 Aug 01	135	0					0.00	U	23	5 Sep 00	150	0				0.00	U	22	15 Aug 01	150	0					0.00	U	66	5 Sep 00	150	0				0.00	U	65	15 Aug 01	121	0	0	0	0		0.00	RB	70	5 Sep 00	164	1				6.78	PB	67	15 Aug 01	152	0					0.00	HB	11	7 Sep 00	178	0				0.00	JF	68	15 Aug 01	150	0					0.00	LMR	44	7 Sep 00	100	0				0.00	U	17	16 Aug 01	161	0					0.00	JB	50	7 Sep 00	150	0				0.00	U	E1	16 Aug 01	120	0	0	0	0		0.00	LMR	85	7 Sep 00	150	0				0.00	MR	6	20 Aug 01	150	0					0.00	LMR	43	8 Sep 00	150	0				0.00	CB	9	20 Aug 01	144	0					0.00	LMR	45	11 Sep 00	150	0				0.00	U	14	20 Aug 01	124	0	0	0	0		0.00	LMR	46	11 Sep 00	150	0				0.00	CB	56	20 Aug 01	158	0					0.00	LMR	47	11 Sep 00	217	0				0.00	U	16	22 Aug 01	150	0					0.00	MR	8	12 Sep 00	150	0				0.00	U	18	22 Aug 01	150	0					0.00	FB	32	12 Sep 00	150	0				0.00	U	60	22 Aug 01	159	4					28.07	FB	34	12 Sep 00	189	0				0.00	U	61	22 Aug 01	150	0					0.00	NC	75	12 Sep 00	145	0				0.00	MR	3	23 Aug 01	150	0					0.00	U	16	14 Sep 00	150	0				0.00	MR	5	23 Aug 01	117	0	0	0	0		0.00	U	22	14 Sep 00	150	0				0.00	MR	1	27 Aug 01	150	2					14.83	U	24	14 Sep 00	150	0				0.00	MR	2	27 Aug 01	150	0					0.00	U	61	14 Sep 00	198	0				0.00	MR	4	27 Aug 01	150	0					0.00	MD	36	18 Sep 00	233	0				0.00	U	62	27 Aug 01	150	0					0.00	ST	37	18 Sep 00	177	0				0.00	GB	64	27 Aug 01	196	0					0.00	TB	57	18 Sep 00	150	0				0.00	U	23	28 Aug 01	150	1					7.42	TB	58	18 Sep 00	199	0				0.00	RB	70	28 Aug 01	170	0					0.00	U	15	19 Sep 00	150	0				0.00	MR	7	29 Aug 01	150	0					0.00	U	17	19 Sep 00	150	0				0.00	U	21	29 Aug 01	150	0					0.00	U	18	19 Sep 00	150	0				0.00	SB	NS1	29 Aug 01	204	0					0.00	U	60	19 Sep 00	153	1				7.29	M	M12	30 Aug 01	128	0	1	0	0		1.01	CB	9	20 Sep 00	212	0				0.00	M	M1	4 Sep 01	150	0					0.00	CB	56	20 Sep 00	152	0				0.00	M	M2	4 Sep 01	150	0					0.00	U	62	20 Sep 00	105	0				0.00	M	M3	4 Sep 01	150	0					0.00	GB	64	20 Sep 00	202	0				0.00	M	M10	5 Sep 01	150	0					0.00	MR	7	21 Sep 00	150	0				0.00	M	M11	5 Sep 01	150	0					0.00	U	21	21 Sep 00	150	0				0.00	M	M4	5 Sep 01	150	0					0.00	K	77	25 Sep 00	154	0				0.00	M	M5	5 Sep 01	150	0					0.00	MB	78	25 Sep 00	93	0				0.00	M	M6	5 Sep 01	150	1					7.42	BB	79	25 Sep 00	127	0				0.00	M	M7	5 Sep 01	150	1					7.42	U	65	27 Sep 00	150	0				0.00	M	M8	5 Sep 01	150	0					0.00	K	81	16 Jul 01	150	0				0.00	M	M9	5 Sep 01	150	0					0.00	ST	37	24 Jul 01	140	0				0.00	M	M13	6 Sep 01	150	0					0.00	K	42	24 Jul 01	123	0	0	0	0	0.00	M	M14	6 Sep 01	150	0					0.00	K	80	24 Jul 01	150	0				0.00	M	M15	6 Sep 01	150	0					0.00	UB	82	24 Jul 01	150	0				0.00	M	M16	6 Sep 01	150	0					0.00	FB	32	25 Jul 01	150	0				0.00	M	M19	6 Sep 01	150	0					0.00	FB	33	25 Jul 01	150	0				0.00	M	M32	6 Sep 01	150	0					0.00	G	53	25 Jul 01	100	0	0	0	0	0.00	A	A1	10 Sep 01	150	0					0.00	G	55	25 Jul 01	183	0				0.00	C	C1	11 Sep 01	150	0					0.00	HB	11	26 Jul 01	150	0				0.00	A	A2	12 Sep 01	150	0					0.00	HB	12	26 Jul 01	167	0				0.00	C	C2	12 Sep 01	150	0					0.00	LMR	45	26 Jul 01	150	0				0.00	MS	ME1	12 Sep 01	169	0					0.00	LMR	46	26 Jul 01	150	0				0.00	MI	MK1	12 Sep 01	150	0					0.00	LMR	47	26 Jul 01	150	0				0.00	H	H1	17 Sep 01	168	9					59.77																																																									
K	80	2 Aug 00	150	0				0.00	K	28	1 Aug 01	150	0					0.00	UB	82	3 Aug 00	150	0				0.00	K	30	1 Aug 01	117	0	0	0	0		0.00	K	42	8 Aug 00	111	0	0	0	0	0.00	MD	36	1 Aug 01	286	0					0.00	K	81	8 Aug 00	150	0				0.00	MR	8	2 Aug 01	150	0					0.00	K	39	9 Aug 00	99	0	0	0	1	1.31	LMR	44	2 Aug 01	150	1					7.42	K	76	9 Aug 00	150	0				0.00	LMR	85	2 Aug 01	150	0					0.00	K	30	10 Aug 00	121	0	0	0	0	0.00	G	51	7 Aug 01	150	0					0.00	HB	12	22 Aug 00	130	0				0.00	G	52	7 Aug 01	130	0	0	0	0		0.00	FF	49	22 Aug 00	190	0	0	0	0	0.00	K	1G	7 Aug 01	150	0					0.00	K	28	23 Aug 00	150	0				0.00	LMR	43	8 Aug 01	150	0					0.00	K	29	23 Aug 00	117	0	0	0	0	0.00	FF	49	8 Aug 01	175	0	0	0	0		0.00	MR	1	24 Aug 00	150	1				7.42	JB	50	8 Aug 01	150	0					0.00	MR	2	24 Aug 00	175	0				0.00	K	29	9 Aug 01	131	0	0	0	0		0.00	MR	3	24 Aug 00	150	0				0.00	TB	57	9 Aug 01	150	0					0.00	MR	4	24 Aug 00	150	1				7.42	TB	88	9 Aug 01	273	0					0.00	MR	5	24 Aug 00	150	0				0.00	K	48	13 Aug 01	184	0					0.00	MR	6	24 Aug 00	150	0				0.00	K	76	13 Aug 01	150	0					0.00	PB	67	30 Aug 00	157	0				0.00	K	77	13 Aug 01	150	0					0.00	JF	68	30 Aug 00	200	0				0.00	U	24	14 Aug 01	221	0	0	0	0		0.00	U	14	31 Aug 00	150	0				0.00	U	25	14 Aug 01	132	0					0.00	K	41	31 Aug 00	98	0	0	0	0	0.00	U	26	14 Aug 01	135	0					0.00	U	23	5 Sep 00	150	0				0.00	U	22	15 Aug 01	150	0					0.00	U	66	5 Sep 00	150	0				0.00	U	65	15 Aug 01	121	0	0	0	0		0.00	RB	70	5 Sep 00	164	1				6.78	PB	67	15 Aug 01	152	0					0.00	HB	11	7 Sep 00	178	0				0.00	JF	68	15 Aug 01	150	0					0.00	LMR	44	7 Sep 00	100	0				0.00	U	17	16 Aug 01	161	0					0.00	JB	50	7 Sep 00	150	0				0.00	U	E1	16 Aug 01	120	0	0	0	0		0.00	LMR	85	7 Sep 00	150	0				0.00	MR	6	20 Aug 01	150	0					0.00	LMR	43	8 Sep 00	150	0				0.00	CB	9	20 Aug 01	144	0					0.00	LMR	45	11 Sep 00	150	0				0.00	U	14	20 Aug 01	124	0	0	0	0		0.00	LMR	46	11 Sep 00	150	0				0.00	CB	56	20 Aug 01	158	0					0.00	LMR	47	11 Sep 00	217	0				0.00	U	16	22 Aug 01	150	0					0.00	MR	8	12 Sep 00	150	0				0.00	U	18	22 Aug 01	150	0					0.00	FB	32	12 Sep 00	150	0				0.00	U	60	22 Aug 01	159	4					28.07	FB	34	12 Sep 00	189	0				0.00	U	61	22 Aug 01	150	0					0.00	NC	75	12 Sep 00	145	0				0.00	MR	3	23 Aug 01	150	0					0.00	U	16	14 Sep 00	150	0				0.00	MR	5	23 Aug 01	117	0	0	0	0		0.00	U	22	14 Sep 00	150	0				0.00	MR	1	27 Aug 01	150	2					14.83	U	24	14 Sep 00	150	0				0.00	MR	2	27 Aug 01	150	0					0.00	U	61	14 Sep 00	198	0				0.00	MR	4	27 Aug 01	150	0					0.00	MD	36	18 Sep 00	233	0				0.00	U	62	27 Aug 01	150	0					0.00	ST	37	18 Sep 00	177	0				0.00	GB	64	27 Aug 01	196	0					0.00	TB	57	18 Sep 00	150	0				0.00	U	23	28 Aug 01	150	1					7.42	TB	58	18 Sep 00	199	0				0.00	RB	70	28 Aug 01	170	0					0.00	U	15	19 Sep 00	150	0				0.00	MR	7	29 Aug 01	150	0					0.00	U	17	19 Sep 00	150	0				0.00	U	21	29 Aug 01	150	0					0.00	U	18	19 Sep 00	150	0				0.00	SB	NS1	29 Aug 01	204	0					0.00	U	60	19 Sep 00	153	1				7.29	M	M12	30 Aug 01	128	0	1	0	0		1.01	CB	9	20 Sep 00	212	0				0.00	M	M1	4 Sep 01	150	0					0.00	CB	56	20 Sep 00	152	0				0.00	M	M2	4 Sep 01	150	0					0.00	U	62	20 Sep 00	105	0				0.00	M	M3	4 Sep 01	150	0					0.00	GB	64	20 Sep 00	202	0				0.00	M	M10	5 Sep 01	150	0					0.00	MR	7	21 Sep 00	150	0				0.00	M	M11	5 Sep 01	150	0					0.00	U	21	21 Sep 00	150	0				0.00	M	M4	5 Sep 01	150	0					0.00	K	77	25 Sep 00	154	0				0.00	M	M5	5 Sep 01	150	0					0.00	MB	78	25 Sep 00	93	0				0.00	M	M6	5 Sep 01	150	1					7.42	BB	79	25 Sep 00	127	0				0.00	M	M7	5 Sep 01	150	1					7.42	U	65	27 Sep 00	150	0				0.00	M	M8	5 Sep 01	150	0					0.00	K	81	16 Jul 01	150	0				0.00	M	M9	5 Sep 01	150	0					0.00	ST	37	24 Jul 01	140	0				0.00	M	M13	6 Sep 01	150	0					0.00	K	42	24 Jul 01	123	0	0	0	0	0.00	M	M14	6 Sep 01	150	0					0.00	K	80	24 Jul 01	150	0				0.00	M	M15	6 Sep 01	150	0					0.00	UB	82	24 Jul 01	150	0				0.00	M	M16	6 Sep 01	150	0					0.00	FB	32	25 Jul 01	150	0				0.00	M	M19	6 Sep 01	150	0					0.00	FB	33	25 Jul 01	150	0				0.00	M	M32	6 Sep 01	150	0					0.00	G	53	25 Jul 01	100	0	0	0	0	0.00	A	A1	10 Sep 01	150	0					0.00	G	55	25 Jul 01	183	0				0.00	C	C1	11 Sep 01	150	0					0.00	HB	11	26 Jul 01	150	0				0.00	A	A2	12 Sep 01	150	0					0.00	HB	12	26 Jul 01	167	0				0.00	C	C2	12 Sep 01	150	0					0.00	LMR	45	26 Jul 01	150	0				0.00	MS	ME1	12 Sep 01	169	0					0.00	LMR	46	26 Jul 01	150	0				0.00	MI	MK1	12 Sep 01	150	0					0.00	LMR	47	26 Jul 01	150	0				0.00	H	H1	17 Sep 01	168	9					59.77																																																																												
UB	82	3 Aug 00	150	0				0.00	K	30	1 Aug 01	117	0	0	0	0		0.00	K	42	8 Aug 00	111	0	0	0	0	0.00	MD	36	1 Aug 01	286	0					0.00	K	81	8 Aug 00	150	0				0.00	MR	8	2 Aug 01	150	0					0.00	K	39	9 Aug 00	99	0	0	0	1	1.31	LMR	44	2 Aug 01	150	1					7.42	K	76	9 Aug 00	150	0				0.00	LMR	85	2 Aug 01	150	0					0.00	K	30	10 Aug 00	121	0	0	0	0	0.00	G	51	7 Aug 01	150	0					0.00	HB	12	22 Aug 00	130	0				0.00	G	52	7 Aug 01	130	0	0	0	0		0.00	FF	49	22 Aug 00	190	0	0	0	0	0.00	K	1G	7 Aug 01	150	0					0.00	K	28	23 Aug 00	150	0				0.00	LMR	43	8 Aug 01	150	0					0.00	K	29	23 Aug 00	117	0	0	0	0	0.00	FF	49	8 Aug 01	175	0	0	0	0		0.00	MR	1	24 Aug 00	150	1				7.42	JB	50	8 Aug 01	150	0					0.00	MR	2	24 Aug 00	175	0				0.00	K	29	9 Aug 01	131	0	0	0	0		0.00	MR	3	24 Aug 00	150	0				0.00	TB	57	9 Aug 01	150	0					0.00	MR	4	24 Aug 00	150	1				7.42	TB	88	9 Aug 01	273	0					0.00	MR	5	24 Aug 00	150	0				0.00	K	48	13 Aug 01	184	0					0.00	MR	6	24 Aug 00	150	0				0.00	K	76	13 Aug 01	150	0					0.00	PB	67	30 Aug 00	157	0				0.00	K	77	13 Aug 01	150	0					0.00	JF	68	30 Aug 00	200	0				0.00	U	24	14 Aug 01	221	0	0	0	0		0.00	U	14	31 Aug 00	150	0				0.00	U	25	14 Aug 01	132	0					0.00	K	41	31 Aug 00	98	0	0	0	0	0.00	U	26	14 Aug 01	135	0					0.00	U	23	5 Sep 00	150	0				0.00	U	22	15 Aug 01	150	0					0.00	U	66	5 Sep 00	150	0				0.00	U	65	15 Aug 01	121	0	0	0	0		0.00	RB	70	5 Sep 00	164	1				6.78	PB	67	15 Aug 01	152	0					0.00	HB	11	7 Sep 00	178	0				0.00	JF	68	15 Aug 01	150	0					0.00	LMR	44	7 Sep 00	100	0				0.00	U	17	16 Aug 01	161	0					0.00	JB	50	7 Sep 00	150	0				0.00	U	E1	16 Aug 01	120	0	0	0	0		0.00	LMR	85	7 Sep 00	150	0				0.00	MR	6	20 Aug 01	150	0					0.00	LMR	43	8 Sep 00	150	0				0.00	CB	9	20 Aug 01	144	0					0.00	LMR	45	11 Sep 00	150	0				0.00	U	14	20 Aug 01	124	0	0	0	0		0.00	LMR	46	11 Sep 00	150	0				0.00	CB	56	20 Aug 01	158	0					0.00	LMR	47	11 Sep 00	217	0				0.00	U	16	22 Aug 01	150	0					0.00	MR	8	12 Sep 00	150	0				0.00	U	18	22 Aug 01	150	0					0.00	FB	32	12 Sep 00	150	0				0.00	U	60	22 Aug 01	159	4					28.07	FB	34	12 Sep 00	189	0				0.00	U	61	22 Aug 01	150	0					0.00	NC	75	12 Sep 00	145	0				0.00	MR	3	23 Aug 01	150	0					0.00	U	16	14 Sep 00	150	0				0.00	MR	5	23 Aug 01	117	0	0	0	0		0.00	U	22	14 Sep 00	150	0				0.00	MR	1	27 Aug 01	150	2					14.83	U	24	14 Sep 00	150	0				0.00	MR	2	27 Aug 01	150	0					0.00	U	61	14 Sep 00	198	0				0.00	MR	4	27 Aug 01	150	0					0.00	MD	36	18 Sep 00	233	0				0.00	U	62	27 Aug 01	150	0					0.00	ST	37	18 Sep 00	177	0				0.00	GB	64	27 Aug 01	196	0					0.00	TB	57	18 Sep 00	150	0				0.00	U	23	28 Aug 01	150	1					7.42	TB	58	18 Sep 00	199	0				0.00	RB	70	28 Aug 01	170	0					0.00	U	15	19 Sep 00	150	0				0.00	MR	7	29 Aug 01	150	0					0.00	U	17	19 Sep 00	150	0				0.00	U	21	29 Aug 01	150	0					0.00	U	18	19 Sep 00	150	0				0.00	SB	NS1	29 Aug 01	204	0					0.00	U	60	19 Sep 00	153	1				7.29	M	M12	30 Aug 01	128	0	1	0	0		1.01	CB	9	20 Sep 00	212	0				0.00	M	M1	4 Sep 01	150	0					0.00	CB	56	20 Sep 00	152	0				0.00	M	M2	4 Sep 01	150	0					0.00	U	62	20 Sep 00	105	0				0.00	M	M3	4 Sep 01	150	0					0.00	GB	64	20 Sep 00	202	0				0.00	M	M10	5 Sep 01	150	0					0.00	MR	7	21 Sep 00	150	0				0.00	M	M11	5 Sep 01	150	0					0.00	U	21	21 Sep 00	150	0				0.00	M	M4	5 Sep 01	150	0					0.00	K	77	25 Sep 00	154	0				0.00	M	M5	5 Sep 01	150	0					0.00	MB	78	25 Sep 00	93	0				0.00	M	M6	5 Sep 01	150	1					7.42	BB	79	25 Sep 00	127	0				0.00	M	M7	5 Sep 01	150	1					7.42	U	65	27 Sep 00	150	0				0.00	M	M8	5 Sep 01	150	0					0.00	K	81	16 Jul 01	150	0				0.00	M	M9	5 Sep 01	150	0					0.00	ST	37	24 Jul 01	140	0				0.00	M	M13	6 Sep 01	150	0					0.00	K	42	24 Jul 01	123	0	0	0	0	0.00	M	M14	6 Sep 01	150	0					0.00	K	80	24 Jul 01	150	0				0.00	M	M15	6 Sep 01	150	0					0.00	UB	82	24 Jul 01	150	0				0.00	M	M16	6 Sep 01	150	0					0.00	FB	32	25 Jul 01	150	0				0.00	M	M19	6 Sep 01	150	0					0.00	FB	33	25 Jul 01	150	0				0.00	M	M32	6 Sep 01	150	0					0.00	G	53	25 Jul 01	100	0	0	0	0	0.00	A	A1	10 Sep 01	150	0					0.00	G	55	25 Jul 01	183	0				0.00	C	C1	11 Sep 01	150	0					0.00	HB	11	26 Jul 01	150	0				0.00	A	A2	12 Sep 01	150	0					0.00	HB	12	26 Jul 01	167	0				0.00	C	C2	12 Sep 01	150	0					0.00	LMR	45	26 Jul 01	150	0				0.00	MS	ME1	12 Sep 01	169	0					0.00	LMR	46	26 Jul 01	150	0				0.00	MI	MK1	12 Sep 01	150	0					0.00	LMR	47	26 Jul 01	150	0				0.00	H	H1	17 Sep 01	168	9					59.77																																																																																															
K	42	8 Aug 00	111	0	0	0	0	0.00	MD	36	1 Aug 01	286	0					0.00	K	81	8 Aug 00	150	0				0.00	MR	8	2 Aug 01	150	0					0.00	K	39	9 Aug 00	99	0	0	0	1	1.31	LMR	44	2 Aug 01	150	1					7.42	K	76	9 Aug 00	150	0				0.00	LMR	85	2 Aug 01	150	0					0.00	K	30	10 Aug 00	121	0	0	0	0	0.00	G	51	7 Aug 01	150	0					0.00	HB	12	22 Aug 00	130	0				0.00	G	52	7 Aug 01	130	0	0	0	0		0.00	FF	49	22 Aug 00	190	0	0	0	0	0.00	K	1G	7 Aug 01	150	0					0.00	K	28	23 Aug 00	150	0				0.00	LMR	43	8 Aug 01	150	0					0.00	K	29	23 Aug 00	117	0	0	0	0	0.00	FF	49	8 Aug 01	175	0	0	0	0		0.00	MR	1	24 Aug 00	150	1				7.42	JB	50	8 Aug 01	150	0					0.00	MR	2	24 Aug 00	175	0				0.00	K	29	9 Aug 01	131	0	0	0	0		0.00	MR	3	24 Aug 00	150	0				0.00	TB	57	9 Aug 01	150	0					0.00	MR	4	24 Aug 00	150	1				7.42	TB	88	9 Aug 01	273	0					0.00	MR	5	24 Aug 00	150	0				0.00	K	48	13 Aug 01	184	0					0.00	MR	6	24 Aug 00	150	0				0.00	K	76	13 Aug 01	150	0					0.00	PB	67	30 Aug 00	157	0				0.00	K	77	13 Aug 01	150	0					0.00	JF	68	30 Aug 00	200	0				0.00	U	24	14 Aug 01	221	0	0	0	0		0.00	U	14	31 Aug 00	150	0				0.00	U	25	14 Aug 01	132	0					0.00	K	41	31 Aug 00	98	0	0	0	0	0.00	U	26	14 Aug 01	135	0					0.00	U	23	5 Sep 00	150	0				0.00	U	22	15 Aug 01	150	0					0.00	U	66	5 Sep 00	150	0				0.00	U	65	15 Aug 01	121	0	0	0	0		0.00	RB	70	5 Sep 00	164	1				6.78	PB	67	15 Aug 01	152	0					0.00	HB	11	7 Sep 00	178	0				0.00	JF	68	15 Aug 01	150	0					0.00	LMR	44	7 Sep 00	100	0				0.00	U	17	16 Aug 01	161	0					0.00	JB	50	7 Sep 00	150	0				0.00	U	E1	16 Aug 01	120	0	0	0	0		0.00	LMR	85	7 Sep 00	150	0				0.00	MR	6	20 Aug 01	150	0					0.00	LMR	43	8 Sep 00	150	0				0.00	CB	9	20 Aug 01	144	0					0.00	LMR	45	11 Sep 00	150	0				0.00	U	14	20 Aug 01	124	0	0	0	0		0.00	LMR	46	11 Sep 00	150	0				0.00	CB	56	20 Aug 01	158	0					0.00	LMR	47	11 Sep 00	217	0				0.00	U	16	22 Aug 01	150	0					0.00	MR	8	12 Sep 00	150	0				0.00	U	18	22 Aug 01	150	0					0.00	FB	32	12 Sep 00	150	0				0.00	U	60	22 Aug 01	159	4					28.07	FB	34	12 Sep 00	189	0				0.00	U	61	22 Aug 01	150	0					0.00	NC	75	12 Sep 00	145	0				0.00	MR	3	23 Aug 01	150	0					0.00	U	16	14 Sep 00	150	0				0.00	MR	5	23 Aug 01	117	0	0	0	0		0.00	U	22	14 Sep 00	150	0				0.00	MR	1	27 Aug 01	150	2					14.83	U	24	14 Sep 00	150	0				0.00	MR	2	27 Aug 01	150	0					0.00	U	61	14 Sep 00	198	0				0.00	MR	4	27 Aug 01	150	0					0.00	MD	36	18 Sep 00	233	0				0.00	U	62	27 Aug 01	150	0					0.00	ST	37	18 Sep 00	177	0				0.00	GB	64	27 Aug 01	196	0					0.00	TB	57	18 Sep 00	150	0				0.00	U	23	28 Aug 01	150	1					7.42	TB	58	18 Sep 00	199	0				0.00	RB	70	28 Aug 01	170	0					0.00	U	15	19 Sep 00	150	0				0.00	MR	7	29 Aug 01	150	0					0.00	U	17	19 Sep 00	150	0				0.00	U	21	29 Aug 01	150	0					0.00	U	18	19 Sep 00	150	0				0.00	SB	NS1	29 Aug 01	204	0					0.00	U	60	19 Sep 00	153	1				7.29	M	M12	30 Aug 01	128	0	1	0	0		1.01	CB	9	20 Sep 00	212	0				0.00	M	M1	4 Sep 01	150	0					0.00	CB	56	20 Sep 00	152	0				0.00	M	M2	4 Sep 01	150	0					0.00	U	62	20 Sep 00	105	0				0.00	M	M3	4 Sep 01	150	0					0.00	GB	64	20 Sep 00	202	0				0.00	M	M10	5 Sep 01	150	0					0.00	MR	7	21 Sep 00	150	0				0.00	M	M11	5 Sep 01	150	0					0.00	U	21	21 Sep 00	150	0				0.00	M	M4	5 Sep 01	150	0					0.00	K	77	25 Sep 00	154	0				0.00	M	M5	5 Sep 01	150	0					0.00	MB	78	25 Sep 00	93	0				0.00	M	M6	5 Sep 01	150	1					7.42	BB	79	25 Sep 00	127	0				0.00	M	M7	5 Sep 01	150	1					7.42	U	65	27 Sep 00	150	0				0.00	M	M8	5 Sep 01	150	0					0.00	K	81	16 Jul 01	150	0				0.00	M	M9	5 Sep 01	150	0					0.00	ST	37	24 Jul 01	140	0				0.00	M	M13	6 Sep 01	150	0					0.00	K	42	24 Jul 01	123	0	0	0	0	0.00	M	M14	6 Sep 01	150	0					0.00	K	80	24 Jul 01	150	0				0.00	M	M15	6 Sep 01	150	0					0.00	UB	82	24 Jul 01	150	0				0.00	M	M16	6 Sep 01	150	0					0.00	FB	32	25 Jul 01	150	0				0.00	M	M19	6 Sep 01	150	0					0.00	FB	33	25 Jul 01	150	0				0.00	M	M32	6 Sep 01	150	0					0.00	G	53	25 Jul 01	100	0	0	0	0	0.00	A	A1	10 Sep 01	150	0					0.00	G	55	25 Jul 01	183	0				0.00	C	C1	11 Sep 01	150	0					0.00	HB	11	26 Jul 01	150	0				0.00	A	A2	12 Sep 01	150	0					0.00	HB	12	26 Jul 01	167	0				0.00	C	C2	12 Sep 01	150	0					0.00	LMR	45	26 Jul 01	150	0				0.00	MS	ME1	12 Sep 01	169	0					0.00	LMR	46	26 Jul 01	150	0				0.00	MI	MK1	12 Sep 01	150	0					0.00	LMR	47	26 Jul 01	150	0				0.00	H	H1	17 Sep 01	168	9					59.77																																																																																																																		
K	81	8 Aug 00	150	0				0.00	MR	8	2 Aug 01	150	0					0.00	K	39	9 Aug 00	99	0	0	0	1	1.31	LMR	44	2 Aug 01	150	1					7.42	K	76	9 Aug 00	150	0				0.00	LMR	85	2 Aug 01	150	0					0.00	K	30	10 Aug 00	121	0	0	0	0	0.00	G	51	7 Aug 01	150	0					0.00	HB	12	22 Aug 00	130	0				0.00	G	52	7 Aug 01	130	0	0	0	0		0.00	FF	49	22 Aug 00	190	0	0	0	0	0.00	K	1G	7 Aug 01	150	0					0.00	K	28	23 Aug 00	150	0				0.00	LMR	43	8 Aug 01	150	0					0.00	K	29	23 Aug 00	117	0	0	0	0	0.00	FF	49	8 Aug 01	175	0	0	0	0		0.00	MR	1	24 Aug 00	150	1				7.42	JB	50	8 Aug 01	150	0					0.00	MR	2	24 Aug 00	175	0				0.00	K	29	9 Aug 01	131	0	0	0	0		0.00	MR	3	24 Aug 00	150	0				0.00	TB	57	9 Aug 01	150	0					0.00	MR	4	24 Aug 00	150	1				7.42	TB	88	9 Aug 01	273	0					0.00	MR	5	24 Aug 00	150	0				0.00	K	48	13 Aug 01	184	0					0.00	MR	6	24 Aug 00	150	0				0.00	K	76	13 Aug 01	150	0					0.00	PB	67	30 Aug 00	157	0				0.00	K	77	13 Aug 01	150	0					0.00	JF	68	30 Aug 00	200	0				0.00	U	24	14 Aug 01	221	0	0	0	0		0.00	U	14	31 Aug 00	150	0				0.00	U	25	14 Aug 01	132	0					0.00	K	41	31 Aug 00	98	0	0	0	0	0.00	U	26	14 Aug 01	135	0					0.00	U	23	5 Sep 00	150	0				0.00	U	22	15 Aug 01	150	0					0.00	U	66	5 Sep 00	150	0				0.00	U	65	15 Aug 01	121	0	0	0	0		0.00	RB	70	5 Sep 00	164	1				6.78	PB	67	15 Aug 01	152	0					0.00	HB	11	7 Sep 00	178	0				0.00	JF	68	15 Aug 01	150	0					0.00	LMR	44	7 Sep 00	100	0				0.00	U	17	16 Aug 01	161	0					0.00	JB	50	7 Sep 00	150	0				0.00	U	E1	16 Aug 01	120	0	0	0	0		0.00	LMR	85	7 Sep 00	150	0				0.00	MR	6	20 Aug 01	150	0					0.00	LMR	43	8 Sep 00	150	0				0.00	CB	9	20 Aug 01	144	0					0.00	LMR	45	11 Sep 00	150	0				0.00	U	14	20 Aug 01	124	0	0	0	0		0.00	LMR	46	11 Sep 00	150	0				0.00	CB	56	20 Aug 01	158	0					0.00	LMR	47	11 Sep 00	217	0				0.00	U	16	22 Aug 01	150	0					0.00	MR	8	12 Sep 00	150	0				0.00	U	18	22 Aug 01	150	0					0.00	FB	32	12 Sep 00	150	0				0.00	U	60	22 Aug 01	159	4					28.07	FB	34	12 Sep 00	189	0				0.00	U	61	22 Aug 01	150	0					0.00	NC	75	12 Sep 00	145	0				0.00	MR	3	23 Aug 01	150	0					0.00	U	16	14 Sep 00	150	0				0.00	MR	5	23 Aug 01	117	0	0	0	0		0.00	U	22	14 Sep 00	150	0				0.00	MR	1	27 Aug 01	150	2					14.83	U	24	14 Sep 00	150	0				0.00	MR	2	27 Aug 01	150	0					0.00	U	61	14 Sep 00	198	0				0.00	MR	4	27 Aug 01	150	0					0.00	MD	36	18 Sep 00	233	0				0.00	U	62	27 Aug 01	150	0					0.00	ST	37	18 Sep 00	177	0				0.00	GB	64	27 Aug 01	196	0					0.00	TB	57	18 Sep 00	150	0				0.00	U	23	28 Aug 01	150	1					7.42	TB	58	18 Sep 00	199	0				0.00	RB	70	28 Aug 01	170	0					0.00	U	15	19 Sep 00	150	0				0.00	MR	7	29 Aug 01	150	0					0.00	U	17	19 Sep 00	150	0				0.00	U	21	29 Aug 01	150	0					0.00	U	18	19 Sep 00	150	0				0.00	SB	NS1	29 Aug 01	204	0					0.00	U	60	19 Sep 00	153	1				7.29	M	M12	30 Aug 01	128	0	1	0	0		1.01	CB	9	20 Sep 00	212	0				0.00	M	M1	4 Sep 01	150	0					0.00	CB	56	20 Sep 00	152	0				0.00	M	M2	4 Sep 01	150	0					0.00	U	62	20 Sep 00	105	0				0.00	M	M3	4 Sep 01	150	0					0.00	GB	64	20 Sep 00	202	0				0.00	M	M10	5 Sep 01	150	0					0.00	MR	7	21 Sep 00	150	0				0.00	M	M11	5 Sep 01	150	0					0.00	U	21	21 Sep 00	150	0				0.00	M	M4	5 Sep 01	150	0					0.00	K	77	25 Sep 00	154	0				0.00	M	M5	5 Sep 01	150	0					0.00	MB	78	25 Sep 00	93	0				0.00	M	M6	5 Sep 01	150	1					7.42	BB	79	25 Sep 00	127	0				0.00	M	M7	5 Sep 01	150	1					7.42	U	65	27 Sep 00	150	0				0.00	M	M8	5 Sep 01	150	0					0.00	K	81	16 Jul 01	150	0				0.00	M	M9	5 Sep 01	150	0					0.00	ST	37	24 Jul 01	140	0				0.00	M	M13	6 Sep 01	150	0					0.00	K	42	24 Jul 01	123	0	0	0	0	0.00	M	M14	6 Sep 01	150	0					0.00	K	80	24 Jul 01	150	0				0.00	M	M15	6 Sep 01	150	0					0.00	UB	82	24 Jul 01	150	0				0.00	M	M16	6 Sep 01	150	0					0.00	FB	32	25 Jul 01	150	0				0.00	M	M19	6 Sep 01	150	0					0.00	FB	33	25 Jul 01	150	0				0.00	M	M32	6 Sep 01	150	0					0.00	G	53	25 Jul 01	100	0	0	0	0	0.00	A	A1	10 Sep 01	150	0					0.00	G	55	25 Jul 01	183	0				0.00	C	C1	11 Sep 01	150	0					0.00	HB	11	26 Jul 01	150	0				0.00	A	A2	12 Sep 01	150	0					0.00	HB	12	26 Jul 01	167	0				0.00	C	C2	12 Sep 01	150	0					0.00	LMR	45	26 Jul 01	150	0				0.00	MS	ME1	12 Sep 01	169	0					0.00	LMR	46	26 Jul 01	150	0				0.00	MI	MK1	12 Sep 01	150	0					0.00	LMR	47	26 Jul 01	150	0				0.00	H	H1	17 Sep 01	168	9					59.77																																																																																																																																					
K	39	9 Aug 00	99	0	0	0	1	1.31	LMR	44	2 Aug 01	150	1					7.42	K	76	9 Aug 00	150	0				0.00	LMR	85	2 Aug 01	150	0					0.00	K	30	10 Aug 00	121	0	0	0	0	0.00	G	51	7 Aug 01	150	0					0.00	HB	12	22 Aug 00	130	0				0.00	G	52	7 Aug 01	130	0	0	0	0		0.00	FF	49	22 Aug 00	190	0	0	0	0	0.00	K	1G	7 Aug 01	150	0					0.00	K	28	23 Aug 00	150	0				0.00	LMR	43	8 Aug 01	150	0					0.00	K	29	23 Aug 00	117	0	0	0	0	0.00	FF	49	8 Aug 01	175	0	0	0	0		0.00	MR	1	24 Aug 00	150	1				7.42	JB	50	8 Aug 01	150	0					0.00	MR	2	24 Aug 00	175	0				0.00	K	29	9 Aug 01	131	0	0	0	0		0.00	MR	3	24 Aug 00	150	0				0.00	TB	57	9 Aug 01	150	0					0.00	MR	4	24 Aug 00	150	1				7.42	TB	88	9 Aug 01	273	0					0.00	MR	5	24 Aug 00	150	0				0.00	K	48	13 Aug 01	184	0					0.00	MR	6	24 Aug 00	150	0				0.00	K	76	13 Aug 01	150	0					0.00	PB	67	30 Aug 00	157	0				0.00	K	77	13 Aug 01	150	0					0.00	JF	68	30 Aug 00	200	0				0.00	U	24	14 Aug 01	221	0	0	0	0		0.00	U	14	31 Aug 00	150	0				0.00	U	25	14 Aug 01	132	0					0.00	K	41	31 Aug 00	98	0	0	0	0	0.00	U	26	14 Aug 01	135	0					0.00	U	23	5 Sep 00	150	0				0.00	U	22	15 Aug 01	150	0					0.00	U	66	5 Sep 00	150	0				0.00	U	65	15 Aug 01	121	0	0	0	0		0.00	RB	70	5 Sep 00	164	1				6.78	PB	67	15 Aug 01	152	0					0.00	HB	11	7 Sep 00	178	0				0.00	JF	68	15 Aug 01	150	0					0.00	LMR	44	7 Sep 00	100	0				0.00	U	17	16 Aug 01	161	0					0.00	JB	50	7 Sep 00	150	0				0.00	U	E1	16 Aug 01	120	0	0	0	0		0.00	LMR	85	7 Sep 00	150	0				0.00	MR	6	20 Aug 01	150	0					0.00	LMR	43	8 Sep 00	150	0				0.00	CB	9	20 Aug 01	144	0					0.00	LMR	45	11 Sep 00	150	0				0.00	U	14	20 Aug 01	124	0	0	0	0		0.00	LMR	46	11 Sep 00	150	0				0.00	CB	56	20 Aug 01	158	0					0.00	LMR	47	11 Sep 00	217	0				0.00	U	16	22 Aug 01	150	0					0.00	MR	8	12 Sep 00	150	0				0.00	U	18	22 Aug 01	150	0					0.00	FB	32	12 Sep 00	150	0				0.00	U	60	22 Aug 01	159	4					28.07	FB	34	12 Sep 00	189	0				0.00	U	61	22 Aug 01	150	0					0.00	NC	75	12 Sep 00	145	0				0.00	MR	3	23 Aug 01	150	0					0.00	U	16	14 Sep 00	150	0				0.00	MR	5	23 Aug 01	117	0	0	0	0		0.00	U	22	14 Sep 00	150	0				0.00	MR	1	27 Aug 01	150	2					14.83	U	24	14 Sep 00	150	0				0.00	MR	2	27 Aug 01	150	0					0.00	U	61	14 Sep 00	198	0				0.00	MR	4	27 Aug 01	150	0					0.00	MD	36	18 Sep 00	233	0				0.00	U	62	27 Aug 01	150	0					0.00	ST	37	18 Sep 00	177	0				0.00	GB	64	27 Aug 01	196	0					0.00	TB	57	18 Sep 00	150	0				0.00	U	23	28 Aug 01	150	1					7.42	TB	58	18 Sep 00	199	0				0.00	RB	70	28 Aug 01	170	0					0.00	U	15	19 Sep 00	150	0				0.00	MR	7	29 Aug 01	150	0					0.00	U	17	19 Sep 00	150	0				0.00	U	21	29 Aug 01	150	0					0.00	U	18	19 Sep 00	150	0				0.00	SB	NS1	29 Aug 01	204	0					0.00	U	60	19 Sep 00	153	1				7.29	M	M12	30 Aug 01	128	0	1	0	0		1.01	CB	9	20 Sep 00	212	0				0.00	M	M1	4 Sep 01	150	0					0.00	CB	56	20 Sep 00	152	0				0.00	M	M2	4 Sep 01	150	0					0.00	U	62	20 Sep 00	105	0				0.00	M	M3	4 Sep 01	150	0					0.00	GB	64	20 Sep 00	202	0				0.00	M	M10	5 Sep 01	150	0					0.00	MR	7	21 Sep 00	150	0				0.00	M	M11	5 Sep 01	150	0					0.00	U	21	21 Sep 00	150	0				0.00	M	M4	5 Sep 01	150	0					0.00	K	77	25 Sep 00	154	0				0.00	M	M5	5 Sep 01	150	0					0.00	MB	78	25 Sep 00	93	0				0.00	M	M6	5 Sep 01	150	1					7.42	BB	79	25 Sep 00	127	0				0.00	M	M7	5 Sep 01	150	1					7.42	U	65	27 Sep 00	150	0				0.00	M	M8	5 Sep 01	150	0					0.00	K	81	16 Jul 01	150	0				0.00	M	M9	5 Sep 01	150	0					0.00	ST	37	24 Jul 01	140	0				0.00	M	M13	6 Sep 01	150	0					0.00	K	42	24 Jul 01	123	0	0	0	0	0.00	M	M14	6 Sep 01	150	0					0.00	K	80	24 Jul 01	150	0				0.00	M	M15	6 Sep 01	150	0					0.00	UB	82	24 Jul 01	150	0				0.00	M	M16	6 Sep 01	150	0					0.00	FB	32	25 Jul 01	150	0				0.00	M	M19	6 Sep 01	150	0					0.00	FB	33	25 Jul 01	150	0				0.00	M	M32	6 Sep 01	150	0					0.00	G	53	25 Jul 01	100	0	0	0	0	0.00	A	A1	10 Sep 01	150	0					0.00	G	55	25 Jul 01	183	0				0.00	C	C1	11 Sep 01	150	0					0.00	HB	11	26 Jul 01	150	0				0.00	A	A2	12 Sep 01	150	0					0.00	HB	12	26 Jul 01	167	0				0.00	C	C2	12 Sep 01	150	0					0.00	LMR	45	26 Jul 01	150	0				0.00	MS	ME1	12 Sep 01	169	0					0.00	LMR	46	26 Jul 01	150	0				0.00	MI	MK1	12 Sep 01	150	0					0.00	LMR	47	26 Jul 01	150	0				0.00	H	H1	17 Sep 01	168	9					59.77																																																																																																																																																								
K	76	9 Aug 00	150	0				0.00	LMR	85	2 Aug 01	150	0					0.00	K	30	10 Aug 00	121	0	0	0	0	0.00	G	51	7 Aug 01	150	0					0.00	HB	12	22 Aug 00	130	0				0.00	G	52	7 Aug 01	130	0	0	0	0		0.00	FF	49	22 Aug 00	190	0	0	0	0	0.00	K	1G	7 Aug 01	150	0					0.00	K	28	23 Aug 00	150	0				0.00	LMR	43	8 Aug 01	150	0					0.00	K	29	23 Aug 00	117	0	0	0	0	0.00	FF	49	8 Aug 01	175	0	0	0	0		0.00	MR	1	24 Aug 00	150	1				7.42	JB	50	8 Aug 01	150	0					0.00	MR	2	24 Aug 00	175	0				0.00	K	29	9 Aug 01	131	0	0	0	0		0.00	MR	3	24 Aug 00	150	0				0.00	TB	57	9 Aug 01	150	0					0.00	MR	4	24 Aug 00	150	1				7.42	TB	88	9 Aug 01	273	0					0.00	MR	5	24 Aug 00	150	0				0.00	K	48	13 Aug 01	184	0					0.00	MR	6	24 Aug 00	150	0				0.00	K	76	13 Aug 01	150	0					0.00	PB	67	30 Aug 00	157	0				0.00	K	77	13 Aug 01	150	0					0.00	JF	68	30 Aug 00	200	0				0.00	U	24	14 Aug 01	221	0	0	0	0		0.00	U	14	31 Aug 00	150	0				0.00	U	25	14 Aug 01	132	0					0.00	K	41	31 Aug 00	98	0	0	0	0	0.00	U	26	14 Aug 01	135	0					0.00	U	23	5 Sep 00	150	0				0.00	U	22	15 Aug 01	150	0					0.00	U	66	5 Sep 00	150	0				0.00	U	65	15 Aug 01	121	0	0	0	0		0.00	RB	70	5 Sep 00	164	1				6.78	PB	67	15 Aug 01	152	0					0.00	HB	11	7 Sep 00	178	0				0.00	JF	68	15 Aug 01	150	0					0.00	LMR	44	7 Sep 00	100	0				0.00	U	17	16 Aug 01	161	0					0.00	JB	50	7 Sep 00	150	0				0.00	U	E1	16 Aug 01	120	0	0	0	0		0.00	LMR	85	7 Sep 00	150	0				0.00	MR	6	20 Aug 01	150	0					0.00	LMR	43	8 Sep 00	150	0				0.00	CB	9	20 Aug 01	144	0					0.00	LMR	45	11 Sep 00	150	0				0.00	U	14	20 Aug 01	124	0	0	0	0		0.00	LMR	46	11 Sep 00	150	0				0.00	CB	56	20 Aug 01	158	0					0.00	LMR	47	11 Sep 00	217	0				0.00	U	16	22 Aug 01	150	0					0.00	MR	8	12 Sep 00	150	0				0.00	U	18	22 Aug 01	150	0					0.00	FB	32	12 Sep 00	150	0				0.00	U	60	22 Aug 01	159	4					28.07	FB	34	12 Sep 00	189	0				0.00	U	61	22 Aug 01	150	0					0.00	NC	75	12 Sep 00	145	0				0.00	MR	3	23 Aug 01	150	0					0.00	U	16	14 Sep 00	150	0				0.00	MR	5	23 Aug 01	117	0	0	0	0		0.00	U	22	14 Sep 00	150	0				0.00	MR	1	27 Aug 01	150	2					14.83	U	24	14 Sep 00	150	0				0.00	MR	2	27 Aug 01	150	0					0.00	U	61	14 Sep 00	198	0				0.00	MR	4	27 Aug 01	150	0					0.00	MD	36	18 Sep 00	233	0				0.00	U	62	27 Aug 01	150	0					0.00	ST	37	18 Sep 00	177	0				0.00	GB	64	27 Aug 01	196	0					0.00	TB	57	18 Sep 00	150	0				0.00	U	23	28 Aug 01	150	1					7.42	TB	58	18 Sep 00	199	0				0.00	RB	70	28 Aug 01	170	0					0.00	U	15	19 Sep 00	150	0				0.00	MR	7	29 Aug 01	150	0					0.00	U	17	19 Sep 00	150	0				0.00	U	21	29 Aug 01	150	0					0.00	U	18	19 Sep 00	150	0				0.00	SB	NS1	29 Aug 01	204	0					0.00	U	60	19 Sep 00	153	1				7.29	M	M12	30 Aug 01	128	0	1	0	0		1.01	CB	9	20 Sep 00	212	0				0.00	M	M1	4 Sep 01	150	0					0.00	CB	56	20 Sep 00	152	0				0.00	M	M2	4 Sep 01	150	0					0.00	U	62	20 Sep 00	105	0				0.00	M	M3	4 Sep 01	150	0					0.00	GB	64	20 Sep 00	202	0				0.00	M	M10	5 Sep 01	150	0					0.00	MR	7	21 Sep 00	150	0				0.00	M	M11	5 Sep 01	150	0					0.00	U	21	21 Sep 00	150	0				0.00	M	M4	5 Sep 01	150	0					0.00	K	77	25 Sep 00	154	0				0.00	M	M5	5 Sep 01	150	0					0.00	MB	78	25 Sep 00	93	0				0.00	M	M6	5 Sep 01	150	1					7.42	BB	79	25 Sep 00	127	0				0.00	M	M7	5 Sep 01	150	1					7.42	U	65	27 Sep 00	150	0				0.00	M	M8	5 Sep 01	150	0					0.00	K	81	16 Jul 01	150	0				0.00	M	M9	5 Sep 01	150	0					0.00	ST	37	24 Jul 01	140	0				0.00	M	M13	6 Sep 01	150	0					0.00	K	42	24 Jul 01	123	0	0	0	0	0.00	M	M14	6 Sep 01	150	0					0.00	K	80	24 Jul 01	150	0				0.00	M	M15	6 Sep 01	150	0					0.00	UB	82	24 Jul 01	150	0				0.00	M	M16	6 Sep 01	150	0					0.00	FB	32	25 Jul 01	150	0				0.00	M	M19	6 Sep 01	150	0					0.00	FB	33	25 Jul 01	150	0				0.00	M	M32	6 Sep 01	150	0					0.00	G	53	25 Jul 01	100	0	0	0	0	0.00	A	A1	10 Sep 01	150	0					0.00	G	55	25 Jul 01	183	0				0.00	C	C1	11 Sep 01	150	0					0.00	HB	11	26 Jul 01	150	0				0.00	A	A2	12 Sep 01	150	0					0.00	HB	12	26 Jul 01	167	0				0.00	C	C2	12 Sep 01	150	0					0.00	LMR	45	26 Jul 01	150	0				0.00	MS	ME1	12 Sep 01	169	0					0.00	LMR	46	26 Jul 01	150	0				0.00	MI	MK1	12 Sep 01	150	0					0.00	LMR	47	26 Jul 01	150	0				0.00	H	H1	17 Sep 01	168	9					59.77																																																																																																																																																																											
K	30	10 Aug 00	121	0	0	0	0	0.00	G	51	7 Aug 01	150	0					0.00	HB	12	22 Aug 00	130	0				0.00	G	52	7 Aug 01	130	0	0	0	0		0.00	FF	49	22 Aug 00	190	0	0	0	0	0.00	K	1G	7 Aug 01	150	0					0.00	K	28	23 Aug 00	150	0				0.00	LMR	43	8 Aug 01	150	0					0.00	K	29	23 Aug 00	117	0	0	0	0	0.00	FF	49	8 Aug 01	175	0	0	0	0		0.00	MR	1	24 Aug 00	150	1				7.42	JB	50	8 Aug 01	150	0					0.00	MR	2	24 Aug 00	175	0				0.00	K	29	9 Aug 01	131	0	0	0	0		0.00	MR	3	24 Aug 00	150	0				0.00	TB	57	9 Aug 01	150	0					0.00	MR	4	24 Aug 00	150	1				7.42	TB	88	9 Aug 01	273	0					0.00	MR	5	24 Aug 00	150	0				0.00	K	48	13 Aug 01	184	0					0.00	MR	6	24 Aug 00	150	0				0.00	K	76	13 Aug 01	150	0					0.00	PB	67	30 Aug 00	157	0				0.00	K	77	13 Aug 01	150	0					0.00	JF	68	30 Aug 00	200	0				0.00	U	24	14 Aug 01	221	0	0	0	0		0.00	U	14	31 Aug 00	150	0				0.00	U	25	14 Aug 01	132	0					0.00	K	41	31 Aug 00	98	0	0	0	0	0.00	U	26	14 Aug 01	135	0					0.00	U	23	5 Sep 00	150	0				0.00	U	22	15 Aug 01	150	0					0.00	U	66	5 Sep 00	150	0				0.00	U	65	15 Aug 01	121	0	0	0	0		0.00	RB	70	5 Sep 00	164	1				6.78	PB	67	15 Aug 01	152	0					0.00	HB	11	7 Sep 00	178	0				0.00	JF	68	15 Aug 01	150	0					0.00	LMR	44	7 Sep 00	100	0				0.00	U	17	16 Aug 01	161	0					0.00	JB	50	7 Sep 00	150	0				0.00	U	E1	16 Aug 01	120	0	0	0	0		0.00	LMR	85	7 Sep 00	150	0				0.00	MR	6	20 Aug 01	150	0					0.00	LMR	43	8 Sep 00	150	0				0.00	CB	9	20 Aug 01	144	0					0.00	LMR	45	11 Sep 00	150	0				0.00	U	14	20 Aug 01	124	0	0	0	0		0.00	LMR	46	11 Sep 00	150	0				0.00	CB	56	20 Aug 01	158	0					0.00	LMR	47	11 Sep 00	217	0				0.00	U	16	22 Aug 01	150	0					0.00	MR	8	12 Sep 00	150	0				0.00	U	18	22 Aug 01	150	0					0.00	FB	32	12 Sep 00	150	0				0.00	U	60	22 Aug 01	159	4					28.07	FB	34	12 Sep 00	189	0				0.00	U	61	22 Aug 01	150	0					0.00	NC	75	12 Sep 00	145	0				0.00	MR	3	23 Aug 01	150	0					0.00	U	16	14 Sep 00	150	0				0.00	MR	5	23 Aug 01	117	0	0	0	0		0.00	U	22	14 Sep 00	150	0				0.00	MR	1	27 Aug 01	150	2					14.83	U	24	14 Sep 00	150	0				0.00	MR	2	27 Aug 01	150	0					0.00	U	61	14 Sep 00	198	0				0.00	MR	4	27 Aug 01	150	0					0.00	MD	36	18 Sep 00	233	0				0.00	U	62	27 Aug 01	150	0					0.00	ST	37	18 Sep 00	177	0				0.00	GB	64	27 Aug 01	196	0					0.00	TB	57	18 Sep 00	150	0				0.00	U	23	28 Aug 01	150	1					7.42	TB	58	18 Sep 00	199	0				0.00	RB	70	28 Aug 01	170	0					0.00	U	15	19 Sep 00	150	0				0.00	MR	7	29 Aug 01	150	0					0.00	U	17	19 Sep 00	150	0				0.00	U	21	29 Aug 01	150	0					0.00	U	18	19 Sep 00	150	0				0.00	SB	NS1	29 Aug 01	204	0					0.00	U	60	19 Sep 00	153	1				7.29	M	M12	30 Aug 01	128	0	1	0	0		1.01	CB	9	20 Sep 00	212	0				0.00	M	M1	4 Sep 01	150	0					0.00	CB	56	20 Sep 00	152	0				0.00	M	M2	4 Sep 01	150	0					0.00	U	62	20 Sep 00	105	0				0.00	M	M3	4 Sep 01	150	0					0.00	GB	64	20 Sep 00	202	0				0.00	M	M10	5 Sep 01	150	0					0.00	MR	7	21 Sep 00	150	0				0.00	M	M11	5 Sep 01	150	0					0.00	U	21	21 Sep 00	150	0				0.00	M	M4	5 Sep 01	150	0					0.00	K	77	25 Sep 00	154	0				0.00	M	M5	5 Sep 01	150	0					0.00	MB	78	25 Sep 00	93	0				0.00	M	M6	5 Sep 01	150	1					7.42	BB	79	25 Sep 00	127	0				0.00	M	M7	5 Sep 01	150	1					7.42	U	65	27 Sep 00	150	0				0.00	M	M8	5 Sep 01	150	0					0.00	K	81	16 Jul 01	150	0				0.00	M	M9	5 Sep 01	150	0					0.00	ST	37	24 Jul 01	140	0				0.00	M	M13	6 Sep 01	150	0					0.00	K	42	24 Jul 01	123	0	0	0	0	0.00	M	M14	6 Sep 01	150	0					0.00	K	80	24 Jul 01	150	0				0.00	M	M15	6 Sep 01	150	0					0.00	UB	82	24 Jul 01	150	0				0.00	M	M16	6 Sep 01	150	0					0.00	FB	32	25 Jul 01	150	0				0.00	M	M19	6 Sep 01	150	0					0.00	FB	33	25 Jul 01	150	0				0.00	M	M32	6 Sep 01	150	0					0.00	G	53	25 Jul 01	100	0	0	0	0	0.00	A	A1	10 Sep 01	150	0					0.00	G	55	25 Jul 01	183	0				0.00	C	C1	11 Sep 01	150	0					0.00	HB	11	26 Jul 01	150	0				0.00	A	A2	12 Sep 01	150	0					0.00	HB	12	26 Jul 01	167	0				0.00	C	C2	12 Sep 01	150	0					0.00	LMR	45	26 Jul 01	150	0				0.00	MS	ME1	12 Sep 01	169	0					0.00	LMR	46	26 Jul 01	150	0				0.00	MI	MK1	12 Sep 01	150	0					0.00	LMR	47	26 Jul 01	150	0				0.00	H	H1	17 Sep 01	168	9					59.77																																																																																																																																																																																														
HB	12	22 Aug 00	130	0				0.00	G	52	7 Aug 01	130	0	0	0	0		0.00	FF	49	22 Aug 00	190	0	0	0	0	0.00	K	1G	7 Aug 01	150	0					0.00	K	28	23 Aug 00	150	0				0.00	LMR	43	8 Aug 01	150	0					0.00	K	29	23 Aug 00	117	0	0	0	0	0.00	FF	49	8 Aug 01	175	0	0	0	0		0.00	MR	1	24 Aug 00	150	1				7.42	JB	50	8 Aug 01	150	0					0.00	MR	2	24 Aug 00	175	0				0.00	K	29	9 Aug 01	131	0	0	0	0		0.00	MR	3	24 Aug 00	150	0				0.00	TB	57	9 Aug 01	150	0					0.00	MR	4	24 Aug 00	150	1				7.42	TB	88	9 Aug 01	273	0					0.00	MR	5	24 Aug 00	150	0				0.00	K	48	13 Aug 01	184	0					0.00	MR	6	24 Aug 00	150	0				0.00	K	76	13 Aug 01	150	0					0.00	PB	67	30 Aug 00	157	0				0.00	K	77	13 Aug 01	150	0					0.00	JF	68	30 Aug 00	200	0				0.00	U	24	14 Aug 01	221	0	0	0	0		0.00	U	14	31 Aug 00	150	0				0.00	U	25	14 Aug 01	132	0					0.00	K	41	31 Aug 00	98	0	0	0	0	0.00	U	26	14 Aug 01	135	0					0.00	U	23	5 Sep 00	150	0				0.00	U	22	15 Aug 01	150	0					0.00	U	66	5 Sep 00	150	0				0.00	U	65	15 Aug 01	121	0	0	0	0		0.00	RB	70	5 Sep 00	164	1				6.78	PB	67	15 Aug 01	152	0					0.00	HB	11	7 Sep 00	178	0				0.00	JF	68	15 Aug 01	150	0					0.00	LMR	44	7 Sep 00	100	0				0.00	U	17	16 Aug 01	161	0					0.00	JB	50	7 Sep 00	150	0				0.00	U	E1	16 Aug 01	120	0	0	0	0		0.00	LMR	85	7 Sep 00	150	0				0.00	MR	6	20 Aug 01	150	0					0.00	LMR	43	8 Sep 00	150	0				0.00	CB	9	20 Aug 01	144	0					0.00	LMR	45	11 Sep 00	150	0				0.00	U	14	20 Aug 01	124	0	0	0	0		0.00	LMR	46	11 Sep 00	150	0				0.00	CB	56	20 Aug 01	158	0					0.00	LMR	47	11 Sep 00	217	0				0.00	U	16	22 Aug 01	150	0					0.00	MR	8	12 Sep 00	150	0				0.00	U	18	22 Aug 01	150	0					0.00	FB	32	12 Sep 00	150	0				0.00	U	60	22 Aug 01	159	4					28.07	FB	34	12 Sep 00	189	0				0.00	U	61	22 Aug 01	150	0					0.00	NC	75	12 Sep 00	145	0				0.00	MR	3	23 Aug 01	150	0					0.00	U	16	14 Sep 00	150	0				0.00	MR	5	23 Aug 01	117	0	0	0	0		0.00	U	22	14 Sep 00	150	0				0.00	MR	1	27 Aug 01	150	2					14.83	U	24	14 Sep 00	150	0				0.00	MR	2	27 Aug 01	150	0					0.00	U	61	14 Sep 00	198	0				0.00	MR	4	27 Aug 01	150	0					0.00	MD	36	18 Sep 00	233	0				0.00	U	62	27 Aug 01	150	0					0.00	ST	37	18 Sep 00	177	0				0.00	GB	64	27 Aug 01	196	0					0.00	TB	57	18 Sep 00	150	0				0.00	U	23	28 Aug 01	150	1					7.42	TB	58	18 Sep 00	199	0				0.00	RB	70	28 Aug 01	170	0					0.00	U	15	19 Sep 00	150	0				0.00	MR	7	29 Aug 01	150	0					0.00	U	17	19 Sep 00	150	0				0.00	U	21	29 Aug 01	150	0					0.00	U	18	19 Sep 00	150	0				0.00	SB	NS1	29 Aug 01	204	0					0.00	U	60	19 Sep 00	153	1				7.29	M	M12	30 Aug 01	128	0	1	0	0		1.01	CB	9	20 Sep 00	212	0				0.00	M	M1	4 Sep 01	150	0					0.00	CB	56	20 Sep 00	152	0				0.00	M	M2	4 Sep 01	150	0					0.00	U	62	20 Sep 00	105	0				0.00	M	M3	4 Sep 01	150	0					0.00	GB	64	20 Sep 00	202	0				0.00	M	M10	5 Sep 01	150	0					0.00	MR	7	21 Sep 00	150	0				0.00	M	M11	5 Sep 01	150	0					0.00	U	21	21 Sep 00	150	0				0.00	M	M4	5 Sep 01	150	0					0.00	K	77	25 Sep 00	154	0				0.00	M	M5	5 Sep 01	150	0					0.00	MB	78	25 Sep 00	93	0				0.00	M	M6	5 Sep 01	150	1					7.42	BB	79	25 Sep 00	127	0				0.00	M	M7	5 Sep 01	150	1					7.42	U	65	27 Sep 00	150	0				0.00	M	M8	5 Sep 01	150	0					0.00	K	81	16 Jul 01	150	0				0.00	M	M9	5 Sep 01	150	0					0.00	ST	37	24 Jul 01	140	0				0.00	M	M13	6 Sep 01	150	0					0.00	K	42	24 Jul 01	123	0	0	0	0	0.00	M	M14	6 Sep 01	150	0					0.00	K	80	24 Jul 01	150	0				0.00	M	M15	6 Sep 01	150	0					0.00	UB	82	24 Jul 01	150	0				0.00	M	M16	6 Sep 01	150	0					0.00	FB	32	25 Jul 01	150	0				0.00	M	M19	6 Sep 01	150	0					0.00	FB	33	25 Jul 01	150	0				0.00	M	M32	6 Sep 01	150	0					0.00	G	53	25 Jul 01	100	0	0	0	0	0.00	A	A1	10 Sep 01	150	0					0.00	G	55	25 Jul 01	183	0				0.00	C	C1	11 Sep 01	150	0					0.00	HB	11	26 Jul 01	150	0				0.00	A	A2	12 Sep 01	150	0					0.00	HB	12	26 Jul 01	167	0				0.00	C	C2	12 Sep 01	150	0					0.00	LMR	45	26 Jul 01	150	0				0.00	MS	ME1	12 Sep 01	169	0					0.00	LMR	46	26 Jul 01	150	0				0.00	MI	MK1	12 Sep 01	150	0					0.00	LMR	47	26 Jul 01	150	0				0.00	H	H1	17 Sep 01	168	9					59.77																																																																																																																																																																																																																	
FF	49	22 Aug 00	190	0	0	0	0	0.00	K	1G	7 Aug 01	150	0					0.00	K	28	23 Aug 00	150	0				0.00	LMR	43	8 Aug 01	150	0					0.00	K	29	23 Aug 00	117	0	0	0	0	0.00	FF	49	8 Aug 01	175	0	0	0	0		0.00	MR	1	24 Aug 00	150	1				7.42	JB	50	8 Aug 01	150	0					0.00	MR	2	24 Aug 00	175	0				0.00	K	29	9 Aug 01	131	0	0	0	0		0.00	MR	3	24 Aug 00	150	0				0.00	TB	57	9 Aug 01	150	0					0.00	MR	4	24 Aug 00	150	1				7.42	TB	88	9 Aug 01	273	0					0.00	MR	5	24 Aug 00	150	0				0.00	K	48	13 Aug 01	184	0					0.00	MR	6	24 Aug 00	150	0				0.00	K	76	13 Aug 01	150	0					0.00	PB	67	30 Aug 00	157	0				0.00	K	77	13 Aug 01	150	0					0.00	JF	68	30 Aug 00	200	0				0.00	U	24	14 Aug 01	221	0	0	0	0		0.00	U	14	31 Aug 00	150	0				0.00	U	25	14 Aug 01	132	0					0.00	K	41	31 Aug 00	98	0	0	0	0	0.00	U	26	14 Aug 01	135	0					0.00	U	23	5 Sep 00	150	0				0.00	U	22	15 Aug 01	150	0					0.00	U	66	5 Sep 00	150	0				0.00	U	65	15 Aug 01	121	0	0	0	0		0.00	RB	70	5 Sep 00	164	1				6.78	PB	67	15 Aug 01	152	0					0.00	HB	11	7 Sep 00	178	0				0.00	JF	68	15 Aug 01	150	0					0.00	LMR	44	7 Sep 00	100	0				0.00	U	17	16 Aug 01	161	0					0.00	JB	50	7 Sep 00	150	0				0.00	U	E1	16 Aug 01	120	0	0	0	0		0.00	LMR	85	7 Sep 00	150	0				0.00	MR	6	20 Aug 01	150	0					0.00	LMR	43	8 Sep 00	150	0				0.00	CB	9	20 Aug 01	144	0					0.00	LMR	45	11 Sep 00	150	0				0.00	U	14	20 Aug 01	124	0	0	0	0		0.00	LMR	46	11 Sep 00	150	0				0.00	CB	56	20 Aug 01	158	0					0.00	LMR	47	11 Sep 00	217	0				0.00	U	16	22 Aug 01	150	0					0.00	MR	8	12 Sep 00	150	0				0.00	U	18	22 Aug 01	150	0					0.00	FB	32	12 Sep 00	150	0				0.00	U	60	22 Aug 01	159	4					28.07	FB	34	12 Sep 00	189	0				0.00	U	61	22 Aug 01	150	0					0.00	NC	75	12 Sep 00	145	0				0.00	MR	3	23 Aug 01	150	0					0.00	U	16	14 Sep 00	150	0				0.00	MR	5	23 Aug 01	117	0	0	0	0		0.00	U	22	14 Sep 00	150	0				0.00	MR	1	27 Aug 01	150	2					14.83	U	24	14 Sep 00	150	0				0.00	MR	2	27 Aug 01	150	0					0.00	U	61	14 Sep 00	198	0				0.00	MR	4	27 Aug 01	150	0					0.00	MD	36	18 Sep 00	233	0				0.00	U	62	27 Aug 01	150	0					0.00	ST	37	18 Sep 00	177	0				0.00	GB	64	27 Aug 01	196	0					0.00	TB	57	18 Sep 00	150	0				0.00	U	23	28 Aug 01	150	1					7.42	TB	58	18 Sep 00	199	0				0.00	RB	70	28 Aug 01	170	0					0.00	U	15	19 Sep 00	150	0				0.00	MR	7	29 Aug 01	150	0					0.00	U	17	19 Sep 00	150	0				0.00	U	21	29 Aug 01	150	0					0.00	U	18	19 Sep 00	150	0				0.00	SB	NS1	29 Aug 01	204	0					0.00	U	60	19 Sep 00	153	1				7.29	M	M12	30 Aug 01	128	0	1	0	0		1.01	CB	9	20 Sep 00	212	0				0.00	M	M1	4 Sep 01	150	0					0.00	CB	56	20 Sep 00	152	0				0.00	M	M2	4 Sep 01	150	0					0.00	U	62	20 Sep 00	105	0				0.00	M	M3	4 Sep 01	150	0					0.00	GB	64	20 Sep 00	202	0				0.00	M	M10	5 Sep 01	150	0					0.00	MR	7	21 Sep 00	150	0				0.00	M	M11	5 Sep 01	150	0					0.00	U	21	21 Sep 00	150	0				0.00	M	M4	5 Sep 01	150	0					0.00	K	77	25 Sep 00	154	0				0.00	M	M5	5 Sep 01	150	0					0.00	MB	78	25 Sep 00	93	0				0.00	M	M6	5 Sep 01	150	1					7.42	BB	79	25 Sep 00	127	0				0.00	M	M7	5 Sep 01	150	1					7.42	U	65	27 Sep 00	150	0				0.00	M	M8	5 Sep 01	150	0					0.00	K	81	16 Jul 01	150	0				0.00	M	M9	5 Sep 01	150	0					0.00	ST	37	24 Jul 01	140	0				0.00	M	M13	6 Sep 01	150	0					0.00	K	42	24 Jul 01	123	0	0	0	0	0.00	M	M14	6 Sep 01	150	0					0.00	K	80	24 Jul 01	150	0				0.00	M	M15	6 Sep 01	150	0					0.00	UB	82	24 Jul 01	150	0				0.00	M	M16	6 Sep 01	150	0					0.00	FB	32	25 Jul 01	150	0				0.00	M	M19	6 Sep 01	150	0					0.00	FB	33	25 Jul 01	150	0				0.00	M	M32	6 Sep 01	150	0					0.00	G	53	25 Jul 01	100	0	0	0	0	0.00	A	A1	10 Sep 01	150	0					0.00	G	55	25 Jul 01	183	0				0.00	C	C1	11 Sep 01	150	0					0.00	HB	11	26 Jul 01	150	0				0.00	A	A2	12 Sep 01	150	0					0.00	HB	12	26 Jul 01	167	0				0.00	C	C2	12 Sep 01	150	0					0.00	LMR	45	26 Jul 01	150	0				0.00	MS	ME1	12 Sep 01	169	0					0.00	LMR	46	26 Jul 01	150	0				0.00	MI	MK1	12 Sep 01	150	0					0.00	LMR	47	26 Jul 01	150	0				0.00	H	H1	17 Sep 01	168	9					59.77																																																																																																																																																																																																																																				
K	28	23 Aug 00	150	0				0.00	LMR	43	8 Aug 01	150	0					0.00	K	29	23 Aug 00	117	0	0	0	0	0.00	FF	49	8 Aug 01	175	0	0	0	0		0.00	MR	1	24 Aug 00	150	1				7.42	JB	50	8 Aug 01	150	0					0.00	MR	2	24 Aug 00	175	0				0.00	K	29	9 Aug 01	131	0	0	0	0		0.00	MR	3	24 Aug 00	150	0				0.00	TB	57	9 Aug 01	150	0					0.00	MR	4	24 Aug 00	150	1				7.42	TB	88	9 Aug 01	273	0					0.00	MR	5	24 Aug 00	150	0				0.00	K	48	13 Aug 01	184	0					0.00	MR	6	24 Aug 00	150	0				0.00	K	76	13 Aug 01	150	0					0.00	PB	67	30 Aug 00	157	0				0.00	K	77	13 Aug 01	150	0					0.00	JF	68	30 Aug 00	200	0				0.00	U	24	14 Aug 01	221	0	0	0	0		0.00	U	14	31 Aug 00	150	0				0.00	U	25	14 Aug 01	132	0					0.00	K	41	31 Aug 00	98	0	0	0	0	0.00	U	26	14 Aug 01	135	0					0.00	U	23	5 Sep 00	150	0				0.00	U	22	15 Aug 01	150	0					0.00	U	66	5 Sep 00	150	0				0.00	U	65	15 Aug 01	121	0	0	0	0		0.00	RB	70	5 Sep 00	164	1				6.78	PB	67	15 Aug 01	152	0					0.00	HB	11	7 Sep 00	178	0				0.00	JF	68	15 Aug 01	150	0					0.00	LMR	44	7 Sep 00	100	0				0.00	U	17	16 Aug 01	161	0					0.00	JB	50	7 Sep 00	150	0				0.00	U	E1	16 Aug 01	120	0	0	0	0		0.00	LMR	85	7 Sep 00	150	0				0.00	MR	6	20 Aug 01	150	0					0.00	LMR	43	8 Sep 00	150	0				0.00	CB	9	20 Aug 01	144	0					0.00	LMR	45	11 Sep 00	150	0				0.00	U	14	20 Aug 01	124	0	0	0	0		0.00	LMR	46	11 Sep 00	150	0				0.00	CB	56	20 Aug 01	158	0					0.00	LMR	47	11 Sep 00	217	0				0.00	U	16	22 Aug 01	150	0					0.00	MR	8	12 Sep 00	150	0				0.00	U	18	22 Aug 01	150	0					0.00	FB	32	12 Sep 00	150	0				0.00	U	60	22 Aug 01	159	4					28.07	FB	34	12 Sep 00	189	0				0.00	U	61	22 Aug 01	150	0					0.00	NC	75	12 Sep 00	145	0				0.00	MR	3	23 Aug 01	150	0					0.00	U	16	14 Sep 00	150	0				0.00	MR	5	23 Aug 01	117	0	0	0	0		0.00	U	22	14 Sep 00	150	0				0.00	MR	1	27 Aug 01	150	2					14.83	U	24	14 Sep 00	150	0				0.00	MR	2	27 Aug 01	150	0					0.00	U	61	14 Sep 00	198	0				0.00	MR	4	27 Aug 01	150	0					0.00	MD	36	18 Sep 00	233	0				0.00	U	62	27 Aug 01	150	0					0.00	ST	37	18 Sep 00	177	0				0.00	GB	64	27 Aug 01	196	0					0.00	TB	57	18 Sep 00	150	0				0.00	U	23	28 Aug 01	150	1					7.42	TB	58	18 Sep 00	199	0				0.00	RB	70	28 Aug 01	170	0					0.00	U	15	19 Sep 00	150	0				0.00	MR	7	29 Aug 01	150	0					0.00	U	17	19 Sep 00	150	0				0.00	U	21	29 Aug 01	150	0					0.00	U	18	19 Sep 00	150	0				0.00	SB	NS1	29 Aug 01	204	0					0.00	U	60	19 Sep 00	153	1				7.29	M	M12	30 Aug 01	128	0	1	0	0		1.01	CB	9	20 Sep 00	212	0				0.00	M	M1	4 Sep 01	150	0					0.00	CB	56	20 Sep 00	152	0				0.00	M	M2	4 Sep 01	150	0					0.00	U	62	20 Sep 00	105	0				0.00	M	M3	4 Sep 01	150	0					0.00	GB	64	20 Sep 00	202	0				0.00	M	M10	5 Sep 01	150	0					0.00	MR	7	21 Sep 00	150	0				0.00	M	M11	5 Sep 01	150	0					0.00	U	21	21 Sep 00	150	0				0.00	M	M4	5 Sep 01	150	0					0.00	K	77	25 Sep 00	154	0				0.00	M	M5	5 Sep 01	150	0					0.00	MB	78	25 Sep 00	93	0				0.00	M	M6	5 Sep 01	150	1					7.42	BB	79	25 Sep 00	127	0				0.00	M	M7	5 Sep 01	150	1					7.42	U	65	27 Sep 00	150	0				0.00	M	M8	5 Sep 01	150	0					0.00	K	81	16 Jul 01	150	0				0.00	M	M9	5 Sep 01	150	0					0.00	ST	37	24 Jul 01	140	0				0.00	M	M13	6 Sep 01	150	0					0.00	K	42	24 Jul 01	123	0	0	0	0	0.00	M	M14	6 Sep 01	150	0					0.00	K	80	24 Jul 01	150	0				0.00	M	M15	6 Sep 01	150	0					0.00	UB	82	24 Jul 01	150	0				0.00	M	M16	6 Sep 01	150	0					0.00	FB	32	25 Jul 01	150	0				0.00	M	M19	6 Sep 01	150	0					0.00	FB	33	25 Jul 01	150	0				0.00	M	M32	6 Sep 01	150	0					0.00	G	53	25 Jul 01	100	0	0	0	0	0.00	A	A1	10 Sep 01	150	0					0.00	G	55	25 Jul 01	183	0				0.00	C	C1	11 Sep 01	150	0					0.00	HB	11	26 Jul 01	150	0				0.00	A	A2	12 Sep 01	150	0					0.00	HB	12	26 Jul 01	167	0				0.00	C	C2	12 Sep 01	150	0					0.00	LMR	45	26 Jul 01	150	0				0.00	MS	ME1	12 Sep 01	169	0					0.00	LMR	46	26 Jul 01	150	0				0.00	MI	MK1	12 Sep 01	150	0					0.00	LMR	47	26 Jul 01	150	0				0.00	H	H1	17 Sep 01	168	9					59.77																																																																																																																																																																																																																																																							
K	29	23 Aug 00	117	0	0	0	0	0.00	FF	49	8 Aug 01	175	0	0	0	0		0.00	MR	1	24 Aug 00	150	1				7.42	JB	50	8 Aug 01	150	0					0.00	MR	2	24 Aug 00	175	0				0.00	K	29	9 Aug 01	131	0	0	0	0		0.00	MR	3	24 Aug 00	150	0				0.00	TB	57	9 Aug 01	150	0					0.00	MR	4	24 Aug 00	150	1				7.42	TB	88	9 Aug 01	273	0					0.00	MR	5	24 Aug 00	150	0				0.00	K	48	13 Aug 01	184	0					0.00	MR	6	24 Aug 00	150	0				0.00	K	76	13 Aug 01	150	0					0.00	PB	67	30 Aug 00	157	0				0.00	K	77	13 Aug 01	150	0					0.00	JF	68	30 Aug 00	200	0				0.00	U	24	14 Aug 01	221	0	0	0	0		0.00	U	14	31 Aug 00	150	0				0.00	U	25	14 Aug 01	132	0					0.00	K	41	31 Aug 00	98	0	0	0	0	0.00	U	26	14 Aug 01	135	0					0.00	U	23	5 Sep 00	150	0				0.00	U	22	15 Aug 01	150	0					0.00	U	66	5 Sep 00	150	0				0.00	U	65	15 Aug 01	121	0	0	0	0		0.00	RB	70	5 Sep 00	164	1				6.78	PB	67	15 Aug 01	152	0					0.00	HB	11	7 Sep 00	178	0				0.00	JF	68	15 Aug 01	150	0					0.00	LMR	44	7 Sep 00	100	0				0.00	U	17	16 Aug 01	161	0					0.00	JB	50	7 Sep 00	150	0				0.00	U	E1	16 Aug 01	120	0	0	0	0		0.00	LMR	85	7 Sep 00	150	0				0.00	MR	6	20 Aug 01	150	0					0.00	LMR	43	8 Sep 00	150	0				0.00	CB	9	20 Aug 01	144	0					0.00	LMR	45	11 Sep 00	150	0				0.00	U	14	20 Aug 01	124	0	0	0	0		0.00	LMR	46	11 Sep 00	150	0				0.00	CB	56	20 Aug 01	158	0					0.00	LMR	47	11 Sep 00	217	0				0.00	U	16	22 Aug 01	150	0					0.00	MR	8	12 Sep 00	150	0				0.00	U	18	22 Aug 01	150	0					0.00	FB	32	12 Sep 00	150	0				0.00	U	60	22 Aug 01	159	4					28.07	FB	34	12 Sep 00	189	0				0.00	U	61	22 Aug 01	150	0					0.00	NC	75	12 Sep 00	145	0				0.00	MR	3	23 Aug 01	150	0					0.00	U	16	14 Sep 00	150	0				0.00	MR	5	23 Aug 01	117	0	0	0	0		0.00	U	22	14 Sep 00	150	0				0.00	MR	1	27 Aug 01	150	2					14.83	U	24	14 Sep 00	150	0				0.00	MR	2	27 Aug 01	150	0					0.00	U	61	14 Sep 00	198	0				0.00	MR	4	27 Aug 01	150	0					0.00	MD	36	18 Sep 00	233	0				0.00	U	62	27 Aug 01	150	0					0.00	ST	37	18 Sep 00	177	0				0.00	GB	64	27 Aug 01	196	0					0.00	TB	57	18 Sep 00	150	0				0.00	U	23	28 Aug 01	150	1					7.42	TB	58	18 Sep 00	199	0				0.00	RB	70	28 Aug 01	170	0					0.00	U	15	19 Sep 00	150	0				0.00	MR	7	29 Aug 01	150	0					0.00	U	17	19 Sep 00	150	0				0.00	U	21	29 Aug 01	150	0					0.00	U	18	19 Sep 00	150	0				0.00	SB	NS1	29 Aug 01	204	0					0.00	U	60	19 Sep 00	153	1				7.29	M	M12	30 Aug 01	128	0	1	0	0		1.01	CB	9	20 Sep 00	212	0				0.00	M	M1	4 Sep 01	150	0					0.00	CB	56	20 Sep 00	152	0				0.00	M	M2	4 Sep 01	150	0					0.00	U	62	20 Sep 00	105	0				0.00	M	M3	4 Sep 01	150	0					0.00	GB	64	20 Sep 00	202	0				0.00	M	M10	5 Sep 01	150	0					0.00	MR	7	21 Sep 00	150	0				0.00	M	M11	5 Sep 01	150	0					0.00	U	21	21 Sep 00	150	0				0.00	M	M4	5 Sep 01	150	0					0.00	K	77	25 Sep 00	154	0				0.00	M	M5	5 Sep 01	150	0					0.00	MB	78	25 Sep 00	93	0				0.00	M	M6	5 Sep 01	150	1					7.42	BB	79	25 Sep 00	127	0				0.00	M	M7	5 Sep 01	150	1					7.42	U	65	27 Sep 00	150	0				0.00	M	M8	5 Sep 01	150	0					0.00	K	81	16 Jul 01	150	0				0.00	M	M9	5 Sep 01	150	0					0.00	ST	37	24 Jul 01	140	0				0.00	M	M13	6 Sep 01	150	0					0.00	K	42	24 Jul 01	123	0	0	0	0	0.00	M	M14	6 Sep 01	150	0					0.00	K	80	24 Jul 01	150	0				0.00	M	M15	6 Sep 01	150	0					0.00	UB	82	24 Jul 01	150	0				0.00	M	M16	6 Sep 01	150	0					0.00	FB	32	25 Jul 01	150	0				0.00	M	M19	6 Sep 01	150	0					0.00	FB	33	25 Jul 01	150	0				0.00	M	M32	6 Sep 01	150	0					0.00	G	53	25 Jul 01	100	0	0	0	0	0.00	A	A1	10 Sep 01	150	0					0.00	G	55	25 Jul 01	183	0				0.00	C	C1	11 Sep 01	150	0					0.00	HB	11	26 Jul 01	150	0				0.00	A	A2	12 Sep 01	150	0					0.00	HB	12	26 Jul 01	167	0				0.00	C	C2	12 Sep 01	150	0					0.00	LMR	45	26 Jul 01	150	0				0.00	MS	ME1	12 Sep 01	169	0					0.00	LMR	46	26 Jul 01	150	0				0.00	MI	MK1	12 Sep 01	150	0					0.00	LMR	47	26 Jul 01	150	0				0.00	H	H1	17 Sep 01	168	9					59.77																																																																																																																																																																																																																																																																										
MR	1	24 Aug 00	150	1				7.42	JB	50	8 Aug 01	150	0					0.00	MR	2	24 Aug 00	175	0				0.00	K	29	9 Aug 01	131	0	0	0	0		0.00	MR	3	24 Aug 00	150	0				0.00	TB	57	9 Aug 01	150	0					0.00	MR	4	24 Aug 00	150	1				7.42	TB	88	9 Aug 01	273	0					0.00	MR	5	24 Aug 00	150	0				0.00	K	48	13 Aug 01	184	0					0.00	MR	6	24 Aug 00	150	0				0.00	K	76	13 Aug 01	150	0					0.00	PB	67	30 Aug 00	157	0				0.00	K	77	13 Aug 01	150	0					0.00	JF	68	30 Aug 00	200	0				0.00	U	24	14 Aug 01	221	0	0	0	0		0.00	U	14	31 Aug 00	150	0				0.00	U	25	14 Aug 01	132	0					0.00	K	41	31 Aug 00	98	0	0	0	0	0.00	U	26	14 Aug 01	135	0					0.00	U	23	5 Sep 00	150	0				0.00	U	22	15 Aug 01	150	0					0.00	U	66	5 Sep 00	150	0				0.00	U	65	15 Aug 01	121	0	0	0	0		0.00	RB	70	5 Sep 00	164	1				6.78	PB	67	15 Aug 01	152	0					0.00	HB	11	7 Sep 00	178	0				0.00	JF	68	15 Aug 01	150	0					0.00	LMR	44	7 Sep 00	100	0				0.00	U	17	16 Aug 01	161	0					0.00	JB	50	7 Sep 00	150	0				0.00	U	E1	16 Aug 01	120	0	0	0	0		0.00	LMR	85	7 Sep 00	150	0				0.00	MR	6	20 Aug 01	150	0					0.00	LMR	43	8 Sep 00	150	0				0.00	CB	9	20 Aug 01	144	0					0.00	LMR	45	11 Sep 00	150	0				0.00	U	14	20 Aug 01	124	0	0	0	0		0.00	LMR	46	11 Sep 00	150	0				0.00	CB	56	20 Aug 01	158	0					0.00	LMR	47	11 Sep 00	217	0				0.00	U	16	22 Aug 01	150	0					0.00	MR	8	12 Sep 00	150	0				0.00	U	18	22 Aug 01	150	0					0.00	FB	32	12 Sep 00	150	0				0.00	U	60	22 Aug 01	159	4					28.07	FB	34	12 Sep 00	189	0				0.00	U	61	22 Aug 01	150	0					0.00	NC	75	12 Sep 00	145	0				0.00	MR	3	23 Aug 01	150	0					0.00	U	16	14 Sep 00	150	0				0.00	MR	5	23 Aug 01	117	0	0	0	0		0.00	U	22	14 Sep 00	150	0				0.00	MR	1	27 Aug 01	150	2					14.83	U	24	14 Sep 00	150	0				0.00	MR	2	27 Aug 01	150	0					0.00	U	61	14 Sep 00	198	0				0.00	MR	4	27 Aug 01	150	0					0.00	MD	36	18 Sep 00	233	0				0.00	U	62	27 Aug 01	150	0					0.00	ST	37	18 Sep 00	177	0				0.00	GB	64	27 Aug 01	196	0					0.00	TB	57	18 Sep 00	150	0				0.00	U	23	28 Aug 01	150	1					7.42	TB	58	18 Sep 00	199	0				0.00	RB	70	28 Aug 01	170	0					0.00	U	15	19 Sep 00	150	0				0.00	MR	7	29 Aug 01	150	0					0.00	U	17	19 Sep 00	150	0				0.00	U	21	29 Aug 01	150	0					0.00	U	18	19 Sep 00	150	0				0.00	SB	NS1	29 Aug 01	204	0					0.00	U	60	19 Sep 00	153	1				7.29	M	M12	30 Aug 01	128	0	1	0	0		1.01	CB	9	20 Sep 00	212	0				0.00	M	M1	4 Sep 01	150	0					0.00	CB	56	20 Sep 00	152	0				0.00	M	M2	4 Sep 01	150	0					0.00	U	62	20 Sep 00	105	0				0.00	M	M3	4 Sep 01	150	0					0.00	GB	64	20 Sep 00	202	0				0.00	M	M10	5 Sep 01	150	0					0.00	MR	7	21 Sep 00	150	0				0.00	M	M11	5 Sep 01	150	0					0.00	U	21	21 Sep 00	150	0				0.00	M	M4	5 Sep 01	150	0					0.00	K	77	25 Sep 00	154	0				0.00	M	M5	5 Sep 01	150	0					0.00	MB	78	25 Sep 00	93	0				0.00	M	M6	5 Sep 01	150	1					7.42	BB	79	25 Sep 00	127	0				0.00	M	M7	5 Sep 01	150	1					7.42	U	65	27 Sep 00	150	0				0.00	M	M8	5 Sep 01	150	0					0.00	K	81	16 Jul 01	150	0				0.00	M	M9	5 Sep 01	150	0					0.00	ST	37	24 Jul 01	140	0				0.00	M	M13	6 Sep 01	150	0					0.00	K	42	24 Jul 01	123	0	0	0	0	0.00	M	M14	6 Sep 01	150	0					0.00	K	80	24 Jul 01	150	0				0.00	M	M15	6 Sep 01	150	0					0.00	UB	82	24 Jul 01	150	0				0.00	M	M16	6 Sep 01	150	0					0.00	FB	32	25 Jul 01	150	0				0.00	M	M19	6 Sep 01	150	0					0.00	FB	33	25 Jul 01	150	0				0.00	M	M32	6 Sep 01	150	0					0.00	G	53	25 Jul 01	100	0	0	0	0	0.00	A	A1	10 Sep 01	150	0					0.00	G	55	25 Jul 01	183	0				0.00	C	C1	11 Sep 01	150	0					0.00	HB	11	26 Jul 01	150	0				0.00	A	A2	12 Sep 01	150	0					0.00	HB	12	26 Jul 01	167	0				0.00	C	C2	12 Sep 01	150	0					0.00	LMR	45	26 Jul 01	150	0				0.00	MS	ME1	12 Sep 01	169	0					0.00	LMR	46	26 Jul 01	150	0				0.00	MI	MK1	12 Sep 01	150	0					0.00	LMR	47	26 Jul 01	150	0				0.00	H	H1	17 Sep 01	168	9					59.77																																																																																																																																																																																																																																																																																													
MR	2	24 Aug 00	175	0				0.00	K	29	9 Aug 01	131	0	0	0	0		0.00	MR	3	24 Aug 00	150	0				0.00	TB	57	9 Aug 01	150	0					0.00	MR	4	24 Aug 00	150	1				7.42	TB	88	9 Aug 01	273	0					0.00	MR	5	24 Aug 00	150	0				0.00	K	48	13 Aug 01	184	0					0.00	MR	6	24 Aug 00	150	0				0.00	K	76	13 Aug 01	150	0					0.00	PB	67	30 Aug 00	157	0				0.00	K	77	13 Aug 01	150	0					0.00	JF	68	30 Aug 00	200	0				0.00	U	24	14 Aug 01	221	0	0	0	0		0.00	U	14	31 Aug 00	150	0				0.00	U	25	14 Aug 01	132	0					0.00	K	41	31 Aug 00	98	0	0	0	0	0.00	U	26	14 Aug 01	135	0					0.00	U	23	5 Sep 00	150	0				0.00	U	22	15 Aug 01	150	0					0.00	U	66	5 Sep 00	150	0				0.00	U	65	15 Aug 01	121	0	0	0	0		0.00	RB	70	5 Sep 00	164	1				6.78	PB	67	15 Aug 01	152	0					0.00	HB	11	7 Sep 00	178	0				0.00	JF	68	15 Aug 01	150	0					0.00	LMR	44	7 Sep 00	100	0				0.00	U	17	16 Aug 01	161	0					0.00	JB	50	7 Sep 00	150	0				0.00	U	E1	16 Aug 01	120	0	0	0	0		0.00	LMR	85	7 Sep 00	150	0				0.00	MR	6	20 Aug 01	150	0					0.00	LMR	43	8 Sep 00	150	0				0.00	CB	9	20 Aug 01	144	0					0.00	LMR	45	11 Sep 00	150	0				0.00	U	14	20 Aug 01	124	0	0	0	0		0.00	LMR	46	11 Sep 00	150	0				0.00	CB	56	20 Aug 01	158	0					0.00	LMR	47	11 Sep 00	217	0				0.00	U	16	22 Aug 01	150	0					0.00	MR	8	12 Sep 00	150	0				0.00	U	18	22 Aug 01	150	0					0.00	FB	32	12 Sep 00	150	0				0.00	U	60	22 Aug 01	159	4					28.07	FB	34	12 Sep 00	189	0				0.00	U	61	22 Aug 01	150	0					0.00	NC	75	12 Sep 00	145	0				0.00	MR	3	23 Aug 01	150	0					0.00	U	16	14 Sep 00	150	0				0.00	MR	5	23 Aug 01	117	0	0	0	0		0.00	U	22	14 Sep 00	150	0				0.00	MR	1	27 Aug 01	150	2					14.83	U	24	14 Sep 00	150	0				0.00	MR	2	27 Aug 01	150	0					0.00	U	61	14 Sep 00	198	0				0.00	MR	4	27 Aug 01	150	0					0.00	MD	36	18 Sep 00	233	0				0.00	U	62	27 Aug 01	150	0					0.00	ST	37	18 Sep 00	177	0				0.00	GB	64	27 Aug 01	196	0					0.00	TB	57	18 Sep 00	150	0				0.00	U	23	28 Aug 01	150	1					7.42	TB	58	18 Sep 00	199	0				0.00	RB	70	28 Aug 01	170	0					0.00	U	15	19 Sep 00	150	0				0.00	MR	7	29 Aug 01	150	0					0.00	U	17	19 Sep 00	150	0				0.00	U	21	29 Aug 01	150	0					0.00	U	18	19 Sep 00	150	0				0.00	SB	NS1	29 Aug 01	204	0					0.00	U	60	19 Sep 00	153	1				7.29	M	M12	30 Aug 01	128	0	1	0	0		1.01	CB	9	20 Sep 00	212	0				0.00	M	M1	4 Sep 01	150	0					0.00	CB	56	20 Sep 00	152	0				0.00	M	M2	4 Sep 01	150	0					0.00	U	62	20 Sep 00	105	0				0.00	M	M3	4 Sep 01	150	0					0.00	GB	64	20 Sep 00	202	0				0.00	M	M10	5 Sep 01	150	0					0.00	MR	7	21 Sep 00	150	0				0.00	M	M11	5 Sep 01	150	0					0.00	U	21	21 Sep 00	150	0				0.00	M	M4	5 Sep 01	150	0					0.00	K	77	25 Sep 00	154	0				0.00	M	M5	5 Sep 01	150	0					0.00	MB	78	25 Sep 00	93	0				0.00	M	M6	5 Sep 01	150	1					7.42	BB	79	25 Sep 00	127	0				0.00	M	M7	5 Sep 01	150	1					7.42	U	65	27 Sep 00	150	0				0.00	M	M8	5 Sep 01	150	0					0.00	K	81	16 Jul 01	150	0				0.00	M	M9	5 Sep 01	150	0					0.00	ST	37	24 Jul 01	140	0				0.00	M	M13	6 Sep 01	150	0					0.00	K	42	24 Jul 01	123	0	0	0	0	0.00	M	M14	6 Sep 01	150	0					0.00	K	80	24 Jul 01	150	0				0.00	M	M15	6 Sep 01	150	0					0.00	UB	82	24 Jul 01	150	0				0.00	M	M16	6 Sep 01	150	0					0.00	FB	32	25 Jul 01	150	0				0.00	M	M19	6 Sep 01	150	0					0.00	FB	33	25 Jul 01	150	0				0.00	M	M32	6 Sep 01	150	0					0.00	G	53	25 Jul 01	100	0	0	0	0	0.00	A	A1	10 Sep 01	150	0					0.00	G	55	25 Jul 01	183	0				0.00	C	C1	11 Sep 01	150	0					0.00	HB	11	26 Jul 01	150	0				0.00	A	A2	12 Sep 01	150	0					0.00	HB	12	26 Jul 01	167	0				0.00	C	C2	12 Sep 01	150	0					0.00	LMR	45	26 Jul 01	150	0				0.00	MS	ME1	12 Sep 01	169	0					0.00	LMR	46	26 Jul 01	150	0				0.00	MI	MK1	12 Sep 01	150	0					0.00	LMR	47	26 Jul 01	150	0				0.00	H	H1	17 Sep 01	168	9					59.77																																																																																																																																																																																																																																																																																																																
MR	3	24 Aug 00	150	0				0.00	TB	57	9 Aug 01	150	0					0.00	MR	4	24 Aug 00	150	1				7.42	TB	88	9 Aug 01	273	0					0.00	MR	5	24 Aug 00	150	0				0.00	K	48	13 Aug 01	184	0					0.00	MR	6	24 Aug 00	150	0				0.00	K	76	13 Aug 01	150	0					0.00	PB	67	30 Aug 00	157	0				0.00	K	77	13 Aug 01	150	0					0.00	JF	68	30 Aug 00	200	0				0.00	U	24	14 Aug 01	221	0	0	0	0		0.00	U	14	31 Aug 00	150	0				0.00	U	25	14 Aug 01	132	0					0.00	K	41	31 Aug 00	98	0	0	0	0	0.00	U	26	14 Aug 01	135	0					0.00	U	23	5 Sep 00	150	0				0.00	U	22	15 Aug 01	150	0					0.00	U	66	5 Sep 00	150	0				0.00	U	65	15 Aug 01	121	0	0	0	0		0.00	RB	70	5 Sep 00	164	1				6.78	PB	67	15 Aug 01	152	0					0.00	HB	11	7 Sep 00	178	0				0.00	JF	68	15 Aug 01	150	0					0.00	LMR	44	7 Sep 00	100	0				0.00	U	17	16 Aug 01	161	0					0.00	JB	50	7 Sep 00	150	0				0.00	U	E1	16 Aug 01	120	0	0	0	0		0.00	LMR	85	7 Sep 00	150	0				0.00	MR	6	20 Aug 01	150	0					0.00	LMR	43	8 Sep 00	150	0				0.00	CB	9	20 Aug 01	144	0					0.00	LMR	45	11 Sep 00	150	0				0.00	U	14	20 Aug 01	124	0	0	0	0		0.00	LMR	46	11 Sep 00	150	0				0.00	CB	56	20 Aug 01	158	0					0.00	LMR	47	11 Sep 00	217	0				0.00	U	16	22 Aug 01	150	0					0.00	MR	8	12 Sep 00	150	0				0.00	U	18	22 Aug 01	150	0					0.00	FB	32	12 Sep 00	150	0				0.00	U	60	22 Aug 01	159	4					28.07	FB	34	12 Sep 00	189	0				0.00	U	61	22 Aug 01	150	0					0.00	NC	75	12 Sep 00	145	0				0.00	MR	3	23 Aug 01	150	0					0.00	U	16	14 Sep 00	150	0				0.00	MR	5	23 Aug 01	117	0	0	0	0		0.00	U	22	14 Sep 00	150	0				0.00	MR	1	27 Aug 01	150	2					14.83	U	24	14 Sep 00	150	0				0.00	MR	2	27 Aug 01	150	0					0.00	U	61	14 Sep 00	198	0				0.00	MR	4	27 Aug 01	150	0					0.00	MD	36	18 Sep 00	233	0				0.00	U	62	27 Aug 01	150	0					0.00	ST	37	18 Sep 00	177	0				0.00	GB	64	27 Aug 01	196	0					0.00	TB	57	18 Sep 00	150	0				0.00	U	23	28 Aug 01	150	1					7.42	TB	58	18 Sep 00	199	0				0.00	RB	70	28 Aug 01	170	0					0.00	U	15	19 Sep 00	150	0				0.00	MR	7	29 Aug 01	150	0					0.00	U	17	19 Sep 00	150	0				0.00	U	21	29 Aug 01	150	0					0.00	U	18	19 Sep 00	150	0				0.00	SB	NS1	29 Aug 01	204	0					0.00	U	60	19 Sep 00	153	1				7.29	M	M12	30 Aug 01	128	0	1	0	0		1.01	CB	9	20 Sep 00	212	0				0.00	M	M1	4 Sep 01	150	0					0.00	CB	56	20 Sep 00	152	0				0.00	M	M2	4 Sep 01	150	0					0.00	U	62	20 Sep 00	105	0				0.00	M	M3	4 Sep 01	150	0					0.00	GB	64	20 Sep 00	202	0				0.00	M	M10	5 Sep 01	150	0					0.00	MR	7	21 Sep 00	150	0				0.00	M	M11	5 Sep 01	150	0					0.00	U	21	21 Sep 00	150	0				0.00	M	M4	5 Sep 01	150	0					0.00	K	77	25 Sep 00	154	0				0.00	M	M5	5 Sep 01	150	0					0.00	MB	78	25 Sep 00	93	0				0.00	M	M6	5 Sep 01	150	1					7.42	BB	79	25 Sep 00	127	0				0.00	M	M7	5 Sep 01	150	1					7.42	U	65	27 Sep 00	150	0				0.00	M	M8	5 Sep 01	150	0					0.00	K	81	16 Jul 01	150	0				0.00	M	M9	5 Sep 01	150	0					0.00	ST	37	24 Jul 01	140	0				0.00	M	M13	6 Sep 01	150	0					0.00	K	42	24 Jul 01	123	0	0	0	0	0.00	M	M14	6 Sep 01	150	0					0.00	K	80	24 Jul 01	150	0				0.00	M	M15	6 Sep 01	150	0					0.00	UB	82	24 Jul 01	150	0				0.00	M	M16	6 Sep 01	150	0					0.00	FB	32	25 Jul 01	150	0				0.00	M	M19	6 Sep 01	150	0					0.00	FB	33	25 Jul 01	150	0				0.00	M	M32	6 Sep 01	150	0					0.00	G	53	25 Jul 01	100	0	0	0	0	0.00	A	A1	10 Sep 01	150	0					0.00	G	55	25 Jul 01	183	0				0.00	C	C1	11 Sep 01	150	0					0.00	HB	11	26 Jul 01	150	0				0.00	A	A2	12 Sep 01	150	0					0.00	HB	12	26 Jul 01	167	0				0.00	C	C2	12 Sep 01	150	0					0.00	LMR	45	26 Jul 01	150	0				0.00	MS	ME1	12 Sep 01	169	0					0.00	LMR	46	26 Jul 01	150	0				0.00	MI	MK1	12 Sep 01	150	0					0.00	LMR	47	26 Jul 01	150	0				0.00	H	H1	17 Sep 01	168	9					59.77																																																																																																																																																																																																																																																																																																																																			
MR	4	24 Aug 00	150	1				7.42	TB	88	9 Aug 01	273	0					0.00	MR	5	24 Aug 00	150	0				0.00	K	48	13 Aug 01	184	0					0.00	MR	6	24 Aug 00	150	0				0.00	K	76	13 Aug 01	150	0					0.00	PB	67	30 Aug 00	157	0				0.00	K	77	13 Aug 01	150	0					0.00	JF	68	30 Aug 00	200	0				0.00	U	24	14 Aug 01	221	0	0	0	0		0.00	U	14	31 Aug 00	150	0				0.00	U	25	14 Aug 01	132	0					0.00	K	41	31 Aug 00	98	0	0	0	0	0.00	U	26	14 Aug 01	135	0					0.00	U	23	5 Sep 00	150	0				0.00	U	22	15 Aug 01	150	0					0.00	U	66	5 Sep 00	150	0				0.00	U	65	15 Aug 01	121	0	0	0	0		0.00	RB	70	5 Sep 00	164	1				6.78	PB	67	15 Aug 01	152	0					0.00	HB	11	7 Sep 00	178	0				0.00	JF	68	15 Aug 01	150	0					0.00	LMR	44	7 Sep 00	100	0				0.00	U	17	16 Aug 01	161	0					0.00	JB	50	7 Sep 00	150	0				0.00	U	E1	16 Aug 01	120	0	0	0	0		0.00	LMR	85	7 Sep 00	150	0				0.00	MR	6	20 Aug 01	150	0					0.00	LMR	43	8 Sep 00	150	0				0.00	CB	9	20 Aug 01	144	0					0.00	LMR	45	11 Sep 00	150	0				0.00	U	14	20 Aug 01	124	0	0	0	0		0.00	LMR	46	11 Sep 00	150	0				0.00	CB	56	20 Aug 01	158	0					0.00	LMR	47	11 Sep 00	217	0				0.00	U	16	22 Aug 01	150	0					0.00	MR	8	12 Sep 00	150	0				0.00	U	18	22 Aug 01	150	0					0.00	FB	32	12 Sep 00	150	0				0.00	U	60	22 Aug 01	159	4					28.07	FB	34	12 Sep 00	189	0				0.00	U	61	22 Aug 01	150	0					0.00	NC	75	12 Sep 00	145	0				0.00	MR	3	23 Aug 01	150	0					0.00	U	16	14 Sep 00	150	0				0.00	MR	5	23 Aug 01	117	0	0	0	0		0.00	U	22	14 Sep 00	150	0				0.00	MR	1	27 Aug 01	150	2					14.83	U	24	14 Sep 00	150	0				0.00	MR	2	27 Aug 01	150	0					0.00	U	61	14 Sep 00	198	0				0.00	MR	4	27 Aug 01	150	0					0.00	MD	36	18 Sep 00	233	0				0.00	U	62	27 Aug 01	150	0					0.00	ST	37	18 Sep 00	177	0				0.00	GB	64	27 Aug 01	196	0					0.00	TB	57	18 Sep 00	150	0				0.00	U	23	28 Aug 01	150	1					7.42	TB	58	18 Sep 00	199	0				0.00	RB	70	28 Aug 01	170	0					0.00	U	15	19 Sep 00	150	0				0.00	MR	7	29 Aug 01	150	0					0.00	U	17	19 Sep 00	150	0				0.00	U	21	29 Aug 01	150	0					0.00	U	18	19 Sep 00	150	0				0.00	SB	NS1	29 Aug 01	204	0					0.00	U	60	19 Sep 00	153	1				7.29	M	M12	30 Aug 01	128	0	1	0	0		1.01	CB	9	20 Sep 00	212	0				0.00	M	M1	4 Sep 01	150	0					0.00	CB	56	20 Sep 00	152	0				0.00	M	M2	4 Sep 01	150	0					0.00	U	62	20 Sep 00	105	0				0.00	M	M3	4 Sep 01	150	0					0.00	GB	64	20 Sep 00	202	0				0.00	M	M10	5 Sep 01	150	0					0.00	MR	7	21 Sep 00	150	0				0.00	M	M11	5 Sep 01	150	0					0.00	U	21	21 Sep 00	150	0				0.00	M	M4	5 Sep 01	150	0					0.00	K	77	25 Sep 00	154	0				0.00	M	M5	5 Sep 01	150	0					0.00	MB	78	25 Sep 00	93	0				0.00	M	M6	5 Sep 01	150	1					7.42	BB	79	25 Sep 00	127	0				0.00	M	M7	5 Sep 01	150	1					7.42	U	65	27 Sep 00	150	0				0.00	M	M8	5 Sep 01	150	0					0.00	K	81	16 Jul 01	150	0				0.00	M	M9	5 Sep 01	150	0					0.00	ST	37	24 Jul 01	140	0				0.00	M	M13	6 Sep 01	150	0					0.00	K	42	24 Jul 01	123	0	0	0	0	0.00	M	M14	6 Sep 01	150	0					0.00	K	80	24 Jul 01	150	0				0.00	M	M15	6 Sep 01	150	0					0.00	UB	82	24 Jul 01	150	0				0.00	M	M16	6 Sep 01	150	0					0.00	FB	32	25 Jul 01	150	0				0.00	M	M19	6 Sep 01	150	0					0.00	FB	33	25 Jul 01	150	0				0.00	M	M32	6 Sep 01	150	0					0.00	G	53	25 Jul 01	100	0	0	0	0	0.00	A	A1	10 Sep 01	150	0					0.00	G	55	25 Jul 01	183	0				0.00	C	C1	11 Sep 01	150	0					0.00	HB	11	26 Jul 01	150	0				0.00	A	A2	12 Sep 01	150	0					0.00	HB	12	26 Jul 01	167	0				0.00	C	C2	12 Sep 01	150	0					0.00	LMR	45	26 Jul 01	150	0				0.00	MS	ME1	12 Sep 01	169	0					0.00	LMR	46	26 Jul 01	150	0				0.00	MI	MK1	12 Sep 01	150	0					0.00	LMR	47	26 Jul 01	150	0				0.00	H	H1	17 Sep 01	168	9					59.77																																																																																																																																																																																																																																																																																																																																																						
MR	5	24 Aug 00	150	0				0.00	K	48	13 Aug 01	184	0					0.00	MR	6	24 Aug 00	150	0				0.00	K	76	13 Aug 01	150	0					0.00	PB	67	30 Aug 00	157	0				0.00	K	77	13 Aug 01	150	0					0.00	JF	68	30 Aug 00	200	0				0.00	U	24	14 Aug 01	221	0	0	0	0		0.00	U	14	31 Aug 00	150	0				0.00	U	25	14 Aug 01	132	0					0.00	K	41	31 Aug 00	98	0	0	0	0	0.00	U	26	14 Aug 01	135	0					0.00	U	23	5 Sep 00	150	0				0.00	U	22	15 Aug 01	150	0					0.00	U	66	5 Sep 00	150	0				0.00	U	65	15 Aug 01	121	0	0	0	0		0.00	RB	70	5 Sep 00	164	1				6.78	PB	67	15 Aug 01	152	0					0.00	HB	11	7 Sep 00	178	0				0.00	JF	68	15 Aug 01	150	0					0.00	LMR	44	7 Sep 00	100	0				0.00	U	17	16 Aug 01	161	0					0.00	JB	50	7 Sep 00	150	0				0.00	U	E1	16 Aug 01	120	0	0	0	0		0.00	LMR	85	7 Sep 00	150	0				0.00	MR	6	20 Aug 01	150	0					0.00	LMR	43	8 Sep 00	150	0				0.00	CB	9	20 Aug 01	144	0					0.00	LMR	45	11 Sep 00	150	0				0.00	U	14	20 Aug 01	124	0	0	0	0		0.00	LMR	46	11 Sep 00	150	0				0.00	CB	56	20 Aug 01	158	0					0.00	LMR	47	11 Sep 00	217	0				0.00	U	16	22 Aug 01	150	0					0.00	MR	8	12 Sep 00	150	0				0.00	U	18	22 Aug 01	150	0					0.00	FB	32	12 Sep 00	150	0				0.00	U	60	22 Aug 01	159	4					28.07	FB	34	12 Sep 00	189	0				0.00	U	61	22 Aug 01	150	0					0.00	NC	75	12 Sep 00	145	0				0.00	MR	3	23 Aug 01	150	0					0.00	U	16	14 Sep 00	150	0				0.00	MR	5	23 Aug 01	117	0	0	0	0		0.00	U	22	14 Sep 00	150	0				0.00	MR	1	27 Aug 01	150	2					14.83	U	24	14 Sep 00	150	0				0.00	MR	2	27 Aug 01	150	0					0.00	U	61	14 Sep 00	198	0				0.00	MR	4	27 Aug 01	150	0					0.00	MD	36	18 Sep 00	233	0				0.00	U	62	27 Aug 01	150	0					0.00	ST	37	18 Sep 00	177	0				0.00	GB	64	27 Aug 01	196	0					0.00	TB	57	18 Sep 00	150	0				0.00	U	23	28 Aug 01	150	1					7.42	TB	58	18 Sep 00	199	0				0.00	RB	70	28 Aug 01	170	0					0.00	U	15	19 Sep 00	150	0				0.00	MR	7	29 Aug 01	150	0					0.00	U	17	19 Sep 00	150	0				0.00	U	21	29 Aug 01	150	0					0.00	U	18	19 Sep 00	150	0				0.00	SB	NS1	29 Aug 01	204	0					0.00	U	60	19 Sep 00	153	1				7.29	M	M12	30 Aug 01	128	0	1	0	0		1.01	CB	9	20 Sep 00	212	0				0.00	M	M1	4 Sep 01	150	0					0.00	CB	56	20 Sep 00	152	0				0.00	M	M2	4 Sep 01	150	0					0.00	U	62	20 Sep 00	105	0				0.00	M	M3	4 Sep 01	150	0					0.00	GB	64	20 Sep 00	202	0				0.00	M	M10	5 Sep 01	150	0					0.00	MR	7	21 Sep 00	150	0				0.00	M	M11	5 Sep 01	150	0					0.00	U	21	21 Sep 00	150	0				0.00	M	M4	5 Sep 01	150	0					0.00	K	77	25 Sep 00	154	0				0.00	M	M5	5 Sep 01	150	0					0.00	MB	78	25 Sep 00	93	0				0.00	M	M6	5 Sep 01	150	1					7.42	BB	79	25 Sep 00	127	0				0.00	M	M7	5 Sep 01	150	1					7.42	U	65	27 Sep 00	150	0				0.00	M	M8	5 Sep 01	150	0					0.00	K	81	16 Jul 01	150	0				0.00	M	M9	5 Sep 01	150	0					0.00	ST	37	24 Jul 01	140	0				0.00	M	M13	6 Sep 01	150	0					0.00	K	42	24 Jul 01	123	0	0	0	0	0.00	M	M14	6 Sep 01	150	0					0.00	K	80	24 Jul 01	150	0				0.00	M	M15	6 Sep 01	150	0					0.00	UB	82	24 Jul 01	150	0				0.00	M	M16	6 Sep 01	150	0					0.00	FB	32	25 Jul 01	150	0				0.00	M	M19	6 Sep 01	150	0					0.00	FB	33	25 Jul 01	150	0				0.00	M	M32	6 Sep 01	150	0					0.00	G	53	25 Jul 01	100	0	0	0	0	0.00	A	A1	10 Sep 01	150	0					0.00	G	55	25 Jul 01	183	0				0.00	C	C1	11 Sep 01	150	0					0.00	HB	11	26 Jul 01	150	0				0.00	A	A2	12 Sep 01	150	0					0.00	HB	12	26 Jul 01	167	0				0.00	C	C2	12 Sep 01	150	0					0.00	LMR	45	26 Jul 01	150	0				0.00	MS	ME1	12 Sep 01	169	0					0.00	LMR	46	26 Jul 01	150	0				0.00	MI	MK1	12 Sep 01	150	0					0.00	LMR	47	26 Jul 01	150	0				0.00	H	H1	17 Sep 01	168	9					59.77																																																																																																																																																																																																																																																																																																																																																																									
MR	6	24 Aug 00	150	0				0.00	K	76	13 Aug 01	150	0					0.00	PB	67	30 Aug 00	157	0				0.00	K	77	13 Aug 01	150	0					0.00	JF	68	30 Aug 00	200	0				0.00	U	24	14 Aug 01	221	0	0	0	0		0.00	U	14	31 Aug 00	150	0				0.00	U	25	14 Aug 01	132	0					0.00	K	41	31 Aug 00	98	0	0	0	0	0.00	U	26	14 Aug 01	135	0					0.00	U	23	5 Sep 00	150	0				0.00	U	22	15 Aug 01	150	0					0.00	U	66	5 Sep 00	150	0				0.00	U	65	15 Aug 01	121	0	0	0	0		0.00	RB	70	5 Sep 00	164	1				6.78	PB	67	15 Aug 01	152	0					0.00	HB	11	7 Sep 00	178	0				0.00	JF	68	15 Aug 01	150	0					0.00	LMR	44	7 Sep 00	100	0				0.00	U	17	16 Aug 01	161	0					0.00	JB	50	7 Sep 00	150	0				0.00	U	E1	16 Aug 01	120	0	0	0	0		0.00	LMR	85	7 Sep 00	150	0				0.00	MR	6	20 Aug 01	150	0					0.00	LMR	43	8 Sep 00	150	0				0.00	CB	9	20 Aug 01	144	0					0.00	LMR	45	11 Sep 00	150	0				0.00	U	14	20 Aug 01	124	0	0	0	0		0.00	LMR	46	11 Sep 00	150	0				0.00	CB	56	20 Aug 01	158	0					0.00	LMR	47	11 Sep 00	217	0				0.00	U	16	22 Aug 01	150	0					0.00	MR	8	12 Sep 00	150	0				0.00	U	18	22 Aug 01	150	0					0.00	FB	32	12 Sep 00	150	0				0.00	U	60	22 Aug 01	159	4					28.07	FB	34	12 Sep 00	189	0				0.00	U	61	22 Aug 01	150	0					0.00	NC	75	12 Sep 00	145	0				0.00	MR	3	23 Aug 01	150	0					0.00	U	16	14 Sep 00	150	0				0.00	MR	5	23 Aug 01	117	0	0	0	0		0.00	U	22	14 Sep 00	150	0				0.00	MR	1	27 Aug 01	150	2					14.83	U	24	14 Sep 00	150	0				0.00	MR	2	27 Aug 01	150	0					0.00	U	61	14 Sep 00	198	0				0.00	MR	4	27 Aug 01	150	0					0.00	MD	36	18 Sep 00	233	0				0.00	U	62	27 Aug 01	150	0					0.00	ST	37	18 Sep 00	177	0				0.00	GB	64	27 Aug 01	196	0					0.00	TB	57	18 Sep 00	150	0				0.00	U	23	28 Aug 01	150	1					7.42	TB	58	18 Sep 00	199	0				0.00	RB	70	28 Aug 01	170	0					0.00	U	15	19 Sep 00	150	0				0.00	MR	7	29 Aug 01	150	0					0.00	U	17	19 Sep 00	150	0				0.00	U	21	29 Aug 01	150	0					0.00	U	18	19 Sep 00	150	0				0.00	SB	NS1	29 Aug 01	204	0					0.00	U	60	19 Sep 00	153	1				7.29	M	M12	30 Aug 01	128	0	1	0	0		1.01	CB	9	20 Sep 00	212	0				0.00	M	M1	4 Sep 01	150	0					0.00	CB	56	20 Sep 00	152	0				0.00	M	M2	4 Sep 01	150	0					0.00	U	62	20 Sep 00	105	0				0.00	M	M3	4 Sep 01	150	0					0.00	GB	64	20 Sep 00	202	0				0.00	M	M10	5 Sep 01	150	0					0.00	MR	7	21 Sep 00	150	0				0.00	M	M11	5 Sep 01	150	0					0.00	U	21	21 Sep 00	150	0				0.00	M	M4	5 Sep 01	150	0					0.00	K	77	25 Sep 00	154	0				0.00	M	M5	5 Sep 01	150	0					0.00	MB	78	25 Sep 00	93	0				0.00	M	M6	5 Sep 01	150	1					7.42	BB	79	25 Sep 00	127	0				0.00	M	M7	5 Sep 01	150	1					7.42	U	65	27 Sep 00	150	0				0.00	M	M8	5 Sep 01	150	0					0.00	K	81	16 Jul 01	150	0				0.00	M	M9	5 Sep 01	150	0					0.00	ST	37	24 Jul 01	140	0				0.00	M	M13	6 Sep 01	150	0					0.00	K	42	24 Jul 01	123	0	0	0	0	0.00	M	M14	6 Sep 01	150	0					0.00	K	80	24 Jul 01	150	0				0.00	M	M15	6 Sep 01	150	0					0.00	UB	82	24 Jul 01	150	0				0.00	M	M16	6 Sep 01	150	0					0.00	FB	32	25 Jul 01	150	0				0.00	M	M19	6 Sep 01	150	0					0.00	FB	33	25 Jul 01	150	0				0.00	M	M32	6 Sep 01	150	0					0.00	G	53	25 Jul 01	100	0	0	0	0	0.00	A	A1	10 Sep 01	150	0					0.00	G	55	25 Jul 01	183	0				0.00	C	C1	11 Sep 01	150	0					0.00	HB	11	26 Jul 01	150	0				0.00	A	A2	12 Sep 01	150	0					0.00	HB	12	26 Jul 01	167	0				0.00	C	C2	12 Sep 01	150	0					0.00	LMR	45	26 Jul 01	150	0				0.00	MS	ME1	12 Sep 01	169	0					0.00	LMR	46	26 Jul 01	150	0				0.00	MI	MK1	12 Sep 01	150	0					0.00	LMR	47	26 Jul 01	150	0				0.00	H	H1	17 Sep 01	168	9					59.77																																																																																																																																																																																																																																																																																																																																																																																												
PB	67	30 Aug 00	157	0				0.00	K	77	13 Aug 01	150	0					0.00	JF	68	30 Aug 00	200	0				0.00	U	24	14 Aug 01	221	0	0	0	0		0.00	U	14	31 Aug 00	150	0				0.00	U	25	14 Aug 01	132	0					0.00	K	41	31 Aug 00	98	0	0	0	0	0.00	U	26	14 Aug 01	135	0					0.00	U	23	5 Sep 00	150	0				0.00	U	22	15 Aug 01	150	0					0.00	U	66	5 Sep 00	150	0				0.00	U	65	15 Aug 01	121	0	0	0	0		0.00	RB	70	5 Sep 00	164	1				6.78	PB	67	15 Aug 01	152	0					0.00	HB	11	7 Sep 00	178	0				0.00	JF	68	15 Aug 01	150	0					0.00	LMR	44	7 Sep 00	100	0				0.00	U	17	16 Aug 01	161	0					0.00	JB	50	7 Sep 00	150	0				0.00	U	E1	16 Aug 01	120	0	0	0	0		0.00	LMR	85	7 Sep 00	150	0				0.00	MR	6	20 Aug 01	150	0					0.00	LMR	43	8 Sep 00	150	0				0.00	CB	9	20 Aug 01	144	0					0.00	LMR	45	11 Sep 00	150	0				0.00	U	14	20 Aug 01	124	0	0	0	0		0.00	LMR	46	11 Sep 00	150	0				0.00	CB	56	20 Aug 01	158	0					0.00	LMR	47	11 Sep 00	217	0				0.00	U	16	22 Aug 01	150	0					0.00	MR	8	12 Sep 00	150	0				0.00	U	18	22 Aug 01	150	0					0.00	FB	32	12 Sep 00	150	0				0.00	U	60	22 Aug 01	159	4					28.07	FB	34	12 Sep 00	189	0				0.00	U	61	22 Aug 01	150	0					0.00	NC	75	12 Sep 00	145	0				0.00	MR	3	23 Aug 01	150	0					0.00	U	16	14 Sep 00	150	0				0.00	MR	5	23 Aug 01	117	0	0	0	0		0.00	U	22	14 Sep 00	150	0				0.00	MR	1	27 Aug 01	150	2					14.83	U	24	14 Sep 00	150	0				0.00	MR	2	27 Aug 01	150	0					0.00	U	61	14 Sep 00	198	0				0.00	MR	4	27 Aug 01	150	0					0.00	MD	36	18 Sep 00	233	0				0.00	U	62	27 Aug 01	150	0					0.00	ST	37	18 Sep 00	177	0				0.00	GB	64	27 Aug 01	196	0					0.00	TB	57	18 Sep 00	150	0				0.00	U	23	28 Aug 01	150	1					7.42	TB	58	18 Sep 00	199	0				0.00	RB	70	28 Aug 01	170	0					0.00	U	15	19 Sep 00	150	0				0.00	MR	7	29 Aug 01	150	0					0.00	U	17	19 Sep 00	150	0				0.00	U	21	29 Aug 01	150	0					0.00	U	18	19 Sep 00	150	0				0.00	SB	NS1	29 Aug 01	204	0					0.00	U	60	19 Sep 00	153	1				7.29	M	M12	30 Aug 01	128	0	1	0	0		1.01	CB	9	20 Sep 00	212	0				0.00	M	M1	4 Sep 01	150	0					0.00	CB	56	20 Sep 00	152	0				0.00	M	M2	4 Sep 01	150	0					0.00	U	62	20 Sep 00	105	0				0.00	M	M3	4 Sep 01	150	0					0.00	GB	64	20 Sep 00	202	0				0.00	M	M10	5 Sep 01	150	0					0.00	MR	7	21 Sep 00	150	0				0.00	M	M11	5 Sep 01	150	0					0.00	U	21	21 Sep 00	150	0				0.00	M	M4	5 Sep 01	150	0					0.00	K	77	25 Sep 00	154	0				0.00	M	M5	5 Sep 01	150	0					0.00	MB	78	25 Sep 00	93	0				0.00	M	M6	5 Sep 01	150	1					7.42	BB	79	25 Sep 00	127	0				0.00	M	M7	5 Sep 01	150	1					7.42	U	65	27 Sep 00	150	0				0.00	M	M8	5 Sep 01	150	0					0.00	K	81	16 Jul 01	150	0				0.00	M	M9	5 Sep 01	150	0					0.00	ST	37	24 Jul 01	140	0				0.00	M	M13	6 Sep 01	150	0					0.00	K	42	24 Jul 01	123	0	0	0	0	0.00	M	M14	6 Sep 01	150	0					0.00	K	80	24 Jul 01	150	0				0.00	M	M15	6 Sep 01	150	0					0.00	UB	82	24 Jul 01	150	0				0.00	M	M16	6 Sep 01	150	0					0.00	FB	32	25 Jul 01	150	0				0.00	M	M19	6 Sep 01	150	0					0.00	FB	33	25 Jul 01	150	0				0.00	M	M32	6 Sep 01	150	0					0.00	G	53	25 Jul 01	100	0	0	0	0	0.00	A	A1	10 Sep 01	150	0					0.00	G	55	25 Jul 01	183	0				0.00	C	C1	11 Sep 01	150	0					0.00	HB	11	26 Jul 01	150	0				0.00	A	A2	12 Sep 01	150	0					0.00	HB	12	26 Jul 01	167	0				0.00	C	C2	12 Sep 01	150	0					0.00	LMR	45	26 Jul 01	150	0				0.00	MS	ME1	12 Sep 01	169	0					0.00	LMR	46	26 Jul 01	150	0				0.00	MI	MK1	12 Sep 01	150	0					0.00	LMR	47	26 Jul 01	150	0				0.00	H	H1	17 Sep 01	168	9					59.77																																																																																																																																																																																																																																																																																																																																																																																																															
JF	68	30 Aug 00	200	0				0.00	U	24	14 Aug 01	221	0	0	0	0		0.00	U	14	31 Aug 00	150	0				0.00	U	25	14 Aug 01	132	0					0.00	K	41	31 Aug 00	98	0	0	0	0	0.00	U	26	14 Aug 01	135	0					0.00	U	23	5 Sep 00	150	0				0.00	U	22	15 Aug 01	150	0					0.00	U	66	5 Sep 00	150	0				0.00	U	65	15 Aug 01	121	0	0	0	0		0.00	RB	70	5 Sep 00	164	1				6.78	PB	67	15 Aug 01	152	0					0.00	HB	11	7 Sep 00	178	0				0.00	JF	68	15 Aug 01	150	0					0.00	LMR	44	7 Sep 00	100	0				0.00	U	17	16 Aug 01	161	0					0.00	JB	50	7 Sep 00	150	0				0.00	U	E1	16 Aug 01	120	0	0	0	0		0.00	LMR	85	7 Sep 00	150	0				0.00	MR	6	20 Aug 01	150	0					0.00	LMR	43	8 Sep 00	150	0				0.00	CB	9	20 Aug 01	144	0					0.00	LMR	45	11 Sep 00	150	0				0.00	U	14	20 Aug 01	124	0	0	0	0		0.00	LMR	46	11 Sep 00	150	0				0.00	CB	56	20 Aug 01	158	0					0.00	LMR	47	11 Sep 00	217	0				0.00	U	16	22 Aug 01	150	0					0.00	MR	8	12 Sep 00	150	0				0.00	U	18	22 Aug 01	150	0					0.00	FB	32	12 Sep 00	150	0				0.00	U	60	22 Aug 01	159	4					28.07	FB	34	12 Sep 00	189	0				0.00	U	61	22 Aug 01	150	0					0.00	NC	75	12 Sep 00	145	0				0.00	MR	3	23 Aug 01	150	0					0.00	U	16	14 Sep 00	150	0				0.00	MR	5	23 Aug 01	117	0	0	0	0		0.00	U	22	14 Sep 00	150	0				0.00	MR	1	27 Aug 01	150	2					14.83	U	24	14 Sep 00	150	0				0.00	MR	2	27 Aug 01	150	0					0.00	U	61	14 Sep 00	198	0				0.00	MR	4	27 Aug 01	150	0					0.00	MD	36	18 Sep 00	233	0				0.00	U	62	27 Aug 01	150	0					0.00	ST	37	18 Sep 00	177	0				0.00	GB	64	27 Aug 01	196	0					0.00	TB	57	18 Sep 00	150	0				0.00	U	23	28 Aug 01	150	1					7.42	TB	58	18 Sep 00	199	0				0.00	RB	70	28 Aug 01	170	0					0.00	U	15	19 Sep 00	150	0				0.00	MR	7	29 Aug 01	150	0					0.00	U	17	19 Sep 00	150	0				0.00	U	21	29 Aug 01	150	0					0.00	U	18	19 Sep 00	150	0				0.00	SB	NS1	29 Aug 01	204	0					0.00	U	60	19 Sep 00	153	1				7.29	M	M12	30 Aug 01	128	0	1	0	0		1.01	CB	9	20 Sep 00	212	0				0.00	M	M1	4 Sep 01	150	0					0.00	CB	56	20 Sep 00	152	0				0.00	M	M2	4 Sep 01	150	0					0.00	U	62	20 Sep 00	105	0				0.00	M	M3	4 Sep 01	150	0					0.00	GB	64	20 Sep 00	202	0				0.00	M	M10	5 Sep 01	150	0					0.00	MR	7	21 Sep 00	150	0				0.00	M	M11	5 Sep 01	150	0					0.00	U	21	21 Sep 00	150	0				0.00	M	M4	5 Sep 01	150	0					0.00	K	77	25 Sep 00	154	0				0.00	M	M5	5 Sep 01	150	0					0.00	MB	78	25 Sep 00	93	0				0.00	M	M6	5 Sep 01	150	1					7.42	BB	79	25 Sep 00	127	0				0.00	M	M7	5 Sep 01	150	1					7.42	U	65	27 Sep 00	150	0				0.00	M	M8	5 Sep 01	150	0					0.00	K	81	16 Jul 01	150	0				0.00	M	M9	5 Sep 01	150	0					0.00	ST	37	24 Jul 01	140	0				0.00	M	M13	6 Sep 01	150	0					0.00	K	42	24 Jul 01	123	0	0	0	0	0.00	M	M14	6 Sep 01	150	0					0.00	K	80	24 Jul 01	150	0				0.00	M	M15	6 Sep 01	150	0					0.00	UB	82	24 Jul 01	150	0				0.00	M	M16	6 Sep 01	150	0					0.00	FB	32	25 Jul 01	150	0				0.00	M	M19	6 Sep 01	150	0					0.00	FB	33	25 Jul 01	150	0				0.00	M	M32	6 Sep 01	150	0					0.00	G	53	25 Jul 01	100	0	0	0	0	0.00	A	A1	10 Sep 01	150	0					0.00	G	55	25 Jul 01	183	0				0.00	C	C1	11 Sep 01	150	0					0.00	HB	11	26 Jul 01	150	0				0.00	A	A2	12 Sep 01	150	0					0.00	HB	12	26 Jul 01	167	0				0.00	C	C2	12 Sep 01	150	0					0.00	LMR	45	26 Jul 01	150	0				0.00	MS	ME1	12 Sep 01	169	0					0.00	LMR	46	26 Jul 01	150	0				0.00	MI	MK1	12 Sep 01	150	0					0.00	LMR	47	26 Jul 01	150	0				0.00	H	H1	17 Sep 01	168	9					59.77																																																																																																																																																																																																																																																																																																																																																																																																																																		
U	14	31 Aug 00	150	0				0.00	U	25	14 Aug 01	132	0					0.00	K	41	31 Aug 00	98	0	0	0	0	0.00	U	26	14 Aug 01	135	0					0.00	U	23	5 Sep 00	150	0				0.00	U	22	15 Aug 01	150	0					0.00	U	66	5 Sep 00	150	0				0.00	U	65	15 Aug 01	121	0	0	0	0		0.00	RB	70	5 Sep 00	164	1				6.78	PB	67	15 Aug 01	152	0					0.00	HB	11	7 Sep 00	178	0				0.00	JF	68	15 Aug 01	150	0					0.00	LMR	44	7 Sep 00	100	0				0.00	U	17	16 Aug 01	161	0					0.00	JB	50	7 Sep 00	150	0				0.00	U	E1	16 Aug 01	120	0	0	0	0		0.00	LMR	85	7 Sep 00	150	0				0.00	MR	6	20 Aug 01	150	0					0.00	LMR	43	8 Sep 00	150	0				0.00	CB	9	20 Aug 01	144	0					0.00	LMR	45	11 Sep 00	150	0				0.00	U	14	20 Aug 01	124	0	0	0	0		0.00	LMR	46	11 Sep 00	150	0				0.00	CB	56	20 Aug 01	158	0					0.00	LMR	47	11 Sep 00	217	0				0.00	U	16	22 Aug 01	150	0					0.00	MR	8	12 Sep 00	150	0				0.00	U	18	22 Aug 01	150	0					0.00	FB	32	12 Sep 00	150	0				0.00	U	60	22 Aug 01	159	4					28.07	FB	34	12 Sep 00	189	0				0.00	U	61	22 Aug 01	150	0					0.00	NC	75	12 Sep 00	145	0				0.00	MR	3	23 Aug 01	150	0					0.00	U	16	14 Sep 00	150	0				0.00	MR	5	23 Aug 01	117	0	0	0	0		0.00	U	22	14 Sep 00	150	0				0.00	MR	1	27 Aug 01	150	2					14.83	U	24	14 Sep 00	150	0				0.00	MR	2	27 Aug 01	150	0					0.00	U	61	14 Sep 00	198	0				0.00	MR	4	27 Aug 01	150	0					0.00	MD	36	18 Sep 00	233	0				0.00	U	62	27 Aug 01	150	0					0.00	ST	37	18 Sep 00	177	0				0.00	GB	64	27 Aug 01	196	0					0.00	TB	57	18 Sep 00	150	0				0.00	U	23	28 Aug 01	150	1					7.42	TB	58	18 Sep 00	199	0				0.00	RB	70	28 Aug 01	170	0					0.00	U	15	19 Sep 00	150	0				0.00	MR	7	29 Aug 01	150	0					0.00	U	17	19 Sep 00	150	0				0.00	U	21	29 Aug 01	150	0					0.00	U	18	19 Sep 00	150	0				0.00	SB	NS1	29 Aug 01	204	0					0.00	U	60	19 Sep 00	153	1				7.29	M	M12	30 Aug 01	128	0	1	0	0		1.01	CB	9	20 Sep 00	212	0				0.00	M	M1	4 Sep 01	150	0					0.00	CB	56	20 Sep 00	152	0				0.00	M	M2	4 Sep 01	150	0					0.00	U	62	20 Sep 00	105	0				0.00	M	M3	4 Sep 01	150	0					0.00	GB	64	20 Sep 00	202	0				0.00	M	M10	5 Sep 01	150	0					0.00	MR	7	21 Sep 00	150	0				0.00	M	M11	5 Sep 01	150	0					0.00	U	21	21 Sep 00	150	0				0.00	M	M4	5 Sep 01	150	0					0.00	K	77	25 Sep 00	154	0				0.00	M	M5	5 Sep 01	150	0					0.00	MB	78	25 Sep 00	93	0				0.00	M	M6	5 Sep 01	150	1					7.42	BB	79	25 Sep 00	127	0				0.00	M	M7	5 Sep 01	150	1					7.42	U	65	27 Sep 00	150	0				0.00	M	M8	5 Sep 01	150	0					0.00	K	81	16 Jul 01	150	0				0.00	M	M9	5 Sep 01	150	0					0.00	ST	37	24 Jul 01	140	0				0.00	M	M13	6 Sep 01	150	0					0.00	K	42	24 Jul 01	123	0	0	0	0	0.00	M	M14	6 Sep 01	150	0					0.00	K	80	24 Jul 01	150	0				0.00	M	M15	6 Sep 01	150	0					0.00	UB	82	24 Jul 01	150	0				0.00	M	M16	6 Sep 01	150	0					0.00	FB	32	25 Jul 01	150	0				0.00	M	M19	6 Sep 01	150	0					0.00	FB	33	25 Jul 01	150	0				0.00	M	M32	6 Sep 01	150	0					0.00	G	53	25 Jul 01	100	0	0	0	0	0.00	A	A1	10 Sep 01	150	0					0.00	G	55	25 Jul 01	183	0				0.00	C	C1	11 Sep 01	150	0					0.00	HB	11	26 Jul 01	150	0				0.00	A	A2	12 Sep 01	150	0					0.00	HB	12	26 Jul 01	167	0				0.00	C	C2	12 Sep 01	150	0					0.00	LMR	45	26 Jul 01	150	0				0.00	MS	ME1	12 Sep 01	169	0					0.00	LMR	46	26 Jul 01	150	0				0.00	MI	MK1	12 Sep 01	150	0					0.00	LMR	47	26 Jul 01	150	0				0.00	H	H1	17 Sep 01	168	9					59.77																																																																																																																																																																																																																																																																																																																																																																																																																																																					
K	41	31 Aug 00	98	0	0	0	0	0.00	U	26	14 Aug 01	135	0					0.00	U	23	5 Sep 00	150	0				0.00	U	22	15 Aug 01	150	0					0.00	U	66	5 Sep 00	150	0				0.00	U	65	15 Aug 01	121	0	0	0	0		0.00	RB	70	5 Sep 00	164	1				6.78	PB	67	15 Aug 01	152	0					0.00	HB	11	7 Sep 00	178	0				0.00	JF	68	15 Aug 01	150	0					0.00	LMR	44	7 Sep 00	100	0				0.00	U	17	16 Aug 01	161	0					0.00	JB	50	7 Sep 00	150	0				0.00	U	E1	16 Aug 01	120	0	0	0	0		0.00	LMR	85	7 Sep 00	150	0				0.00	MR	6	20 Aug 01	150	0					0.00	LMR	43	8 Sep 00	150	0				0.00	CB	9	20 Aug 01	144	0					0.00	LMR	45	11 Sep 00	150	0				0.00	U	14	20 Aug 01	124	0	0	0	0		0.00	LMR	46	11 Sep 00	150	0				0.00	CB	56	20 Aug 01	158	0					0.00	LMR	47	11 Sep 00	217	0				0.00	U	16	22 Aug 01	150	0					0.00	MR	8	12 Sep 00	150	0				0.00	U	18	22 Aug 01	150	0					0.00	FB	32	12 Sep 00	150	0				0.00	U	60	22 Aug 01	159	4					28.07	FB	34	12 Sep 00	189	0				0.00	U	61	22 Aug 01	150	0					0.00	NC	75	12 Sep 00	145	0				0.00	MR	3	23 Aug 01	150	0					0.00	U	16	14 Sep 00	150	0				0.00	MR	5	23 Aug 01	117	0	0	0	0		0.00	U	22	14 Sep 00	150	0				0.00	MR	1	27 Aug 01	150	2					14.83	U	24	14 Sep 00	150	0				0.00	MR	2	27 Aug 01	150	0					0.00	U	61	14 Sep 00	198	0				0.00	MR	4	27 Aug 01	150	0					0.00	MD	36	18 Sep 00	233	0				0.00	U	62	27 Aug 01	150	0					0.00	ST	37	18 Sep 00	177	0				0.00	GB	64	27 Aug 01	196	0					0.00	TB	57	18 Sep 00	150	0				0.00	U	23	28 Aug 01	150	1					7.42	TB	58	18 Sep 00	199	0				0.00	RB	70	28 Aug 01	170	0					0.00	U	15	19 Sep 00	150	0				0.00	MR	7	29 Aug 01	150	0					0.00	U	17	19 Sep 00	150	0				0.00	U	21	29 Aug 01	150	0					0.00	U	18	19 Sep 00	150	0				0.00	SB	NS1	29 Aug 01	204	0					0.00	U	60	19 Sep 00	153	1				7.29	M	M12	30 Aug 01	128	0	1	0	0		1.01	CB	9	20 Sep 00	212	0				0.00	M	M1	4 Sep 01	150	0					0.00	CB	56	20 Sep 00	152	0				0.00	M	M2	4 Sep 01	150	0					0.00	U	62	20 Sep 00	105	0				0.00	M	M3	4 Sep 01	150	0					0.00	GB	64	20 Sep 00	202	0				0.00	M	M10	5 Sep 01	150	0					0.00	MR	7	21 Sep 00	150	0				0.00	M	M11	5 Sep 01	150	0					0.00	U	21	21 Sep 00	150	0				0.00	M	M4	5 Sep 01	150	0					0.00	K	77	25 Sep 00	154	0				0.00	M	M5	5 Sep 01	150	0					0.00	MB	78	25 Sep 00	93	0				0.00	M	M6	5 Sep 01	150	1					7.42	BB	79	25 Sep 00	127	0				0.00	M	M7	5 Sep 01	150	1					7.42	U	65	27 Sep 00	150	0				0.00	M	M8	5 Sep 01	150	0					0.00	K	81	16 Jul 01	150	0				0.00	M	M9	5 Sep 01	150	0					0.00	ST	37	24 Jul 01	140	0				0.00	M	M13	6 Sep 01	150	0					0.00	K	42	24 Jul 01	123	0	0	0	0	0.00	M	M14	6 Sep 01	150	0					0.00	K	80	24 Jul 01	150	0				0.00	M	M15	6 Sep 01	150	0					0.00	UB	82	24 Jul 01	150	0				0.00	M	M16	6 Sep 01	150	0					0.00	FB	32	25 Jul 01	150	0				0.00	M	M19	6 Sep 01	150	0					0.00	FB	33	25 Jul 01	150	0				0.00	M	M32	6 Sep 01	150	0					0.00	G	53	25 Jul 01	100	0	0	0	0	0.00	A	A1	10 Sep 01	150	0					0.00	G	55	25 Jul 01	183	0				0.00	C	C1	11 Sep 01	150	0					0.00	HB	11	26 Jul 01	150	0				0.00	A	A2	12 Sep 01	150	0					0.00	HB	12	26 Jul 01	167	0				0.00	C	C2	12 Sep 01	150	0					0.00	LMR	45	26 Jul 01	150	0				0.00	MS	ME1	12 Sep 01	169	0					0.00	LMR	46	26 Jul 01	150	0				0.00	MI	MK1	12 Sep 01	150	0					0.00	LMR	47	26 Jul 01	150	0				0.00	H	H1	17 Sep 01	168	9					59.77																																																																																																																																																																																																																																																																																																																																																																																																																																																																								
U	23	5 Sep 00	150	0				0.00	U	22	15 Aug 01	150	0					0.00	U	66	5 Sep 00	150	0				0.00	U	65	15 Aug 01	121	0	0	0	0		0.00	RB	70	5 Sep 00	164	1				6.78	PB	67	15 Aug 01	152	0					0.00	HB	11	7 Sep 00	178	0				0.00	JF	68	15 Aug 01	150	0					0.00	LMR	44	7 Sep 00	100	0				0.00	U	17	16 Aug 01	161	0					0.00	JB	50	7 Sep 00	150	0				0.00	U	E1	16 Aug 01	120	0	0	0	0		0.00	LMR	85	7 Sep 00	150	0				0.00	MR	6	20 Aug 01	150	0					0.00	LMR	43	8 Sep 00	150	0				0.00	CB	9	20 Aug 01	144	0					0.00	LMR	45	11 Sep 00	150	0				0.00	U	14	20 Aug 01	124	0	0	0	0		0.00	LMR	46	11 Sep 00	150	0				0.00	CB	56	20 Aug 01	158	0					0.00	LMR	47	11 Sep 00	217	0				0.00	U	16	22 Aug 01	150	0					0.00	MR	8	12 Sep 00	150	0				0.00	U	18	22 Aug 01	150	0					0.00	FB	32	12 Sep 00	150	0				0.00	U	60	22 Aug 01	159	4					28.07	FB	34	12 Sep 00	189	0				0.00	U	61	22 Aug 01	150	0					0.00	NC	75	12 Sep 00	145	0				0.00	MR	3	23 Aug 01	150	0					0.00	U	16	14 Sep 00	150	0				0.00	MR	5	23 Aug 01	117	0	0	0	0		0.00	U	22	14 Sep 00	150	0				0.00	MR	1	27 Aug 01	150	2					14.83	U	24	14 Sep 00	150	0				0.00	MR	2	27 Aug 01	150	0					0.00	U	61	14 Sep 00	198	0				0.00	MR	4	27 Aug 01	150	0					0.00	MD	36	18 Sep 00	233	0				0.00	U	62	27 Aug 01	150	0					0.00	ST	37	18 Sep 00	177	0				0.00	GB	64	27 Aug 01	196	0					0.00	TB	57	18 Sep 00	150	0				0.00	U	23	28 Aug 01	150	1					7.42	TB	58	18 Sep 00	199	0				0.00	RB	70	28 Aug 01	170	0					0.00	U	15	19 Sep 00	150	0				0.00	MR	7	29 Aug 01	150	0					0.00	U	17	19 Sep 00	150	0				0.00	U	21	29 Aug 01	150	0					0.00	U	18	19 Sep 00	150	0				0.00	SB	NS1	29 Aug 01	204	0					0.00	U	60	19 Sep 00	153	1				7.29	M	M12	30 Aug 01	128	0	1	0	0		1.01	CB	9	20 Sep 00	212	0				0.00	M	M1	4 Sep 01	150	0					0.00	CB	56	20 Sep 00	152	0				0.00	M	M2	4 Sep 01	150	0					0.00	U	62	20 Sep 00	105	0				0.00	M	M3	4 Sep 01	150	0					0.00	GB	64	20 Sep 00	202	0				0.00	M	M10	5 Sep 01	150	0					0.00	MR	7	21 Sep 00	150	0				0.00	M	M11	5 Sep 01	150	0					0.00	U	21	21 Sep 00	150	0				0.00	M	M4	5 Sep 01	150	0					0.00	K	77	25 Sep 00	154	0				0.00	M	M5	5 Sep 01	150	0					0.00	MB	78	25 Sep 00	93	0				0.00	M	M6	5 Sep 01	150	1					7.42	BB	79	25 Sep 00	127	0				0.00	M	M7	5 Sep 01	150	1					7.42	U	65	27 Sep 00	150	0				0.00	M	M8	5 Sep 01	150	0					0.00	K	81	16 Jul 01	150	0				0.00	M	M9	5 Sep 01	150	0					0.00	ST	37	24 Jul 01	140	0				0.00	M	M13	6 Sep 01	150	0					0.00	K	42	24 Jul 01	123	0	0	0	0	0.00	M	M14	6 Sep 01	150	0					0.00	K	80	24 Jul 01	150	0				0.00	M	M15	6 Sep 01	150	0					0.00	UB	82	24 Jul 01	150	0				0.00	M	M16	6 Sep 01	150	0					0.00	FB	32	25 Jul 01	150	0				0.00	M	M19	6 Sep 01	150	0					0.00	FB	33	25 Jul 01	150	0				0.00	M	M32	6 Sep 01	150	0					0.00	G	53	25 Jul 01	100	0	0	0	0	0.00	A	A1	10 Sep 01	150	0					0.00	G	55	25 Jul 01	183	0				0.00	C	C1	11 Sep 01	150	0					0.00	HB	11	26 Jul 01	150	0				0.00	A	A2	12 Sep 01	150	0					0.00	HB	12	26 Jul 01	167	0				0.00	C	C2	12 Sep 01	150	0					0.00	LMR	45	26 Jul 01	150	0				0.00	MS	ME1	12 Sep 01	169	0					0.00	LMR	46	26 Jul 01	150	0				0.00	MI	MK1	12 Sep 01	150	0					0.00	LMR	47	26 Jul 01	150	0				0.00	H	H1	17 Sep 01	168	9					59.77																																																																																																																																																																																																																																																																																																																																																																																																																																																																																											
U	66	5 Sep 00	150	0				0.00	U	65	15 Aug 01	121	0	0	0	0		0.00	RB	70	5 Sep 00	164	1				6.78	PB	67	15 Aug 01	152	0					0.00	HB	11	7 Sep 00	178	0				0.00	JF	68	15 Aug 01	150	0					0.00	LMR	44	7 Sep 00	100	0				0.00	U	17	16 Aug 01	161	0					0.00	JB	50	7 Sep 00	150	0				0.00	U	E1	16 Aug 01	120	0	0	0	0		0.00	LMR	85	7 Sep 00	150	0				0.00	MR	6	20 Aug 01	150	0					0.00	LMR	43	8 Sep 00	150	0				0.00	CB	9	20 Aug 01	144	0					0.00	LMR	45	11 Sep 00	150	0				0.00	U	14	20 Aug 01	124	0	0	0	0		0.00	LMR	46	11 Sep 00	150	0				0.00	CB	56	20 Aug 01	158	0					0.00	LMR	47	11 Sep 00	217	0				0.00	U	16	22 Aug 01	150	0					0.00	MR	8	12 Sep 00	150	0				0.00	U	18	22 Aug 01	150	0					0.00	FB	32	12 Sep 00	150	0				0.00	U	60	22 Aug 01	159	4					28.07	FB	34	12 Sep 00	189	0				0.00	U	61	22 Aug 01	150	0					0.00	NC	75	12 Sep 00	145	0				0.00	MR	3	23 Aug 01	150	0					0.00	U	16	14 Sep 00	150	0				0.00	MR	5	23 Aug 01	117	0	0	0	0		0.00	U	22	14 Sep 00	150	0				0.00	MR	1	27 Aug 01	150	2					14.83	U	24	14 Sep 00	150	0				0.00	MR	2	27 Aug 01	150	0					0.00	U	61	14 Sep 00	198	0				0.00	MR	4	27 Aug 01	150	0					0.00	MD	36	18 Sep 00	233	0				0.00	U	62	27 Aug 01	150	0					0.00	ST	37	18 Sep 00	177	0				0.00	GB	64	27 Aug 01	196	0					0.00	TB	57	18 Sep 00	150	0				0.00	U	23	28 Aug 01	150	1					7.42	TB	58	18 Sep 00	199	0				0.00	RB	70	28 Aug 01	170	0					0.00	U	15	19 Sep 00	150	0				0.00	MR	7	29 Aug 01	150	0					0.00	U	17	19 Sep 00	150	0				0.00	U	21	29 Aug 01	150	0					0.00	U	18	19 Sep 00	150	0				0.00	SB	NS1	29 Aug 01	204	0					0.00	U	60	19 Sep 00	153	1				7.29	M	M12	30 Aug 01	128	0	1	0	0		1.01	CB	9	20 Sep 00	212	0				0.00	M	M1	4 Sep 01	150	0					0.00	CB	56	20 Sep 00	152	0				0.00	M	M2	4 Sep 01	150	0					0.00	U	62	20 Sep 00	105	0				0.00	M	M3	4 Sep 01	150	0					0.00	GB	64	20 Sep 00	202	0				0.00	M	M10	5 Sep 01	150	0					0.00	MR	7	21 Sep 00	150	0				0.00	M	M11	5 Sep 01	150	0					0.00	U	21	21 Sep 00	150	0				0.00	M	M4	5 Sep 01	150	0					0.00	K	77	25 Sep 00	154	0				0.00	M	M5	5 Sep 01	150	0					0.00	MB	78	25 Sep 00	93	0				0.00	M	M6	5 Sep 01	150	1					7.42	BB	79	25 Sep 00	127	0				0.00	M	M7	5 Sep 01	150	1					7.42	U	65	27 Sep 00	150	0				0.00	M	M8	5 Sep 01	150	0					0.00	K	81	16 Jul 01	150	0				0.00	M	M9	5 Sep 01	150	0					0.00	ST	37	24 Jul 01	140	0				0.00	M	M13	6 Sep 01	150	0					0.00	K	42	24 Jul 01	123	0	0	0	0	0.00	M	M14	6 Sep 01	150	0					0.00	K	80	24 Jul 01	150	0				0.00	M	M15	6 Sep 01	150	0					0.00	UB	82	24 Jul 01	150	0				0.00	M	M16	6 Sep 01	150	0					0.00	FB	32	25 Jul 01	150	0				0.00	M	M19	6 Sep 01	150	0					0.00	FB	33	25 Jul 01	150	0				0.00	M	M32	6 Sep 01	150	0					0.00	G	53	25 Jul 01	100	0	0	0	0	0.00	A	A1	10 Sep 01	150	0					0.00	G	55	25 Jul 01	183	0				0.00	C	C1	11 Sep 01	150	0					0.00	HB	11	26 Jul 01	150	0				0.00	A	A2	12 Sep 01	150	0					0.00	HB	12	26 Jul 01	167	0				0.00	C	C2	12 Sep 01	150	0					0.00	LMR	45	26 Jul 01	150	0				0.00	MS	ME1	12 Sep 01	169	0					0.00	LMR	46	26 Jul 01	150	0				0.00	MI	MK1	12 Sep 01	150	0					0.00	LMR	47	26 Jul 01	150	0				0.00	H	H1	17 Sep 01	168	9					59.77																																																																																																																																																																																																																																																																																																																																																																																																																																																																																																														
RB	70	5 Sep 00	164	1				6.78	PB	67	15 Aug 01	152	0					0.00	HB	11	7 Sep 00	178	0				0.00	JF	68	15 Aug 01	150	0					0.00	LMR	44	7 Sep 00	100	0				0.00	U	17	16 Aug 01	161	0					0.00	JB	50	7 Sep 00	150	0				0.00	U	E1	16 Aug 01	120	0	0	0	0		0.00	LMR	85	7 Sep 00	150	0				0.00	MR	6	20 Aug 01	150	0					0.00	LMR	43	8 Sep 00	150	0				0.00	CB	9	20 Aug 01	144	0					0.00	LMR	45	11 Sep 00	150	0				0.00	U	14	20 Aug 01	124	0	0	0	0		0.00	LMR	46	11 Sep 00	150	0				0.00	CB	56	20 Aug 01	158	0					0.00	LMR	47	11 Sep 00	217	0				0.00	U	16	22 Aug 01	150	0					0.00	MR	8	12 Sep 00	150	0				0.00	U	18	22 Aug 01	150	0					0.00	FB	32	12 Sep 00	150	0				0.00	U	60	22 Aug 01	159	4					28.07	FB	34	12 Sep 00	189	0				0.00	U	61	22 Aug 01	150	0					0.00	NC	75	12 Sep 00	145	0				0.00	MR	3	23 Aug 01	150	0					0.00	U	16	14 Sep 00	150	0				0.00	MR	5	23 Aug 01	117	0	0	0	0		0.00	U	22	14 Sep 00	150	0				0.00	MR	1	27 Aug 01	150	2					14.83	U	24	14 Sep 00	150	0				0.00	MR	2	27 Aug 01	150	0					0.00	U	61	14 Sep 00	198	0				0.00	MR	4	27 Aug 01	150	0					0.00	MD	36	18 Sep 00	233	0				0.00	U	62	27 Aug 01	150	0					0.00	ST	37	18 Sep 00	177	0				0.00	GB	64	27 Aug 01	196	0					0.00	TB	57	18 Sep 00	150	0				0.00	U	23	28 Aug 01	150	1					7.42	TB	58	18 Sep 00	199	0				0.00	RB	70	28 Aug 01	170	0					0.00	U	15	19 Sep 00	150	0				0.00	MR	7	29 Aug 01	150	0					0.00	U	17	19 Sep 00	150	0				0.00	U	21	29 Aug 01	150	0					0.00	U	18	19 Sep 00	150	0				0.00	SB	NS1	29 Aug 01	204	0					0.00	U	60	19 Sep 00	153	1				7.29	M	M12	30 Aug 01	128	0	1	0	0		1.01	CB	9	20 Sep 00	212	0				0.00	M	M1	4 Sep 01	150	0					0.00	CB	56	20 Sep 00	152	0				0.00	M	M2	4 Sep 01	150	0					0.00	U	62	20 Sep 00	105	0				0.00	M	M3	4 Sep 01	150	0					0.00	GB	64	20 Sep 00	202	0				0.00	M	M10	5 Sep 01	150	0					0.00	MR	7	21 Sep 00	150	0				0.00	M	M11	5 Sep 01	150	0					0.00	U	21	21 Sep 00	150	0				0.00	M	M4	5 Sep 01	150	0					0.00	K	77	25 Sep 00	154	0				0.00	M	M5	5 Sep 01	150	0					0.00	MB	78	25 Sep 00	93	0				0.00	M	M6	5 Sep 01	150	1					7.42	BB	79	25 Sep 00	127	0				0.00	M	M7	5 Sep 01	150	1					7.42	U	65	27 Sep 00	150	0				0.00	M	M8	5 Sep 01	150	0					0.00	K	81	16 Jul 01	150	0				0.00	M	M9	5 Sep 01	150	0					0.00	ST	37	24 Jul 01	140	0				0.00	M	M13	6 Sep 01	150	0					0.00	K	42	24 Jul 01	123	0	0	0	0	0.00	M	M14	6 Sep 01	150	0					0.00	K	80	24 Jul 01	150	0				0.00	M	M15	6 Sep 01	150	0					0.00	UB	82	24 Jul 01	150	0				0.00	M	M16	6 Sep 01	150	0					0.00	FB	32	25 Jul 01	150	0				0.00	M	M19	6 Sep 01	150	0					0.00	FB	33	25 Jul 01	150	0				0.00	M	M32	6 Sep 01	150	0					0.00	G	53	25 Jul 01	100	0	0	0	0	0.00	A	A1	10 Sep 01	150	0					0.00	G	55	25 Jul 01	183	0				0.00	C	C1	11 Sep 01	150	0					0.00	HB	11	26 Jul 01	150	0				0.00	A	A2	12 Sep 01	150	0					0.00	HB	12	26 Jul 01	167	0				0.00	C	C2	12 Sep 01	150	0					0.00	LMR	45	26 Jul 01	150	0				0.00	MS	ME1	12 Sep 01	169	0					0.00	LMR	46	26 Jul 01	150	0				0.00	MI	MK1	12 Sep 01	150	0					0.00	LMR	47	26 Jul 01	150	0				0.00	H	H1	17 Sep 01	168	9					59.77																																																																																																																																																																																																																																																																																																																																																																																																																																																																																																																																	
HB	11	7 Sep 00	178	0				0.00	JF	68	15 Aug 01	150	0					0.00	LMR	44	7 Sep 00	100	0				0.00	U	17	16 Aug 01	161	0					0.00	JB	50	7 Sep 00	150	0				0.00	U	E1	16 Aug 01	120	0	0	0	0		0.00	LMR	85	7 Sep 00	150	0				0.00	MR	6	20 Aug 01	150	0					0.00	LMR	43	8 Sep 00	150	0				0.00	CB	9	20 Aug 01	144	0					0.00	LMR	45	11 Sep 00	150	0				0.00	U	14	20 Aug 01	124	0	0	0	0		0.00	LMR	46	11 Sep 00	150	0				0.00	CB	56	20 Aug 01	158	0					0.00	LMR	47	11 Sep 00	217	0				0.00	U	16	22 Aug 01	150	0					0.00	MR	8	12 Sep 00	150	0				0.00	U	18	22 Aug 01	150	0					0.00	FB	32	12 Sep 00	150	0				0.00	U	60	22 Aug 01	159	4					28.07	FB	34	12 Sep 00	189	0				0.00	U	61	22 Aug 01	150	0					0.00	NC	75	12 Sep 00	145	0				0.00	MR	3	23 Aug 01	150	0					0.00	U	16	14 Sep 00	150	0				0.00	MR	5	23 Aug 01	117	0	0	0	0		0.00	U	22	14 Sep 00	150	0				0.00	MR	1	27 Aug 01	150	2					14.83	U	24	14 Sep 00	150	0				0.00	MR	2	27 Aug 01	150	0					0.00	U	61	14 Sep 00	198	0				0.00	MR	4	27 Aug 01	150	0					0.00	MD	36	18 Sep 00	233	0				0.00	U	62	27 Aug 01	150	0					0.00	ST	37	18 Sep 00	177	0				0.00	GB	64	27 Aug 01	196	0					0.00	TB	57	18 Sep 00	150	0				0.00	U	23	28 Aug 01	150	1					7.42	TB	58	18 Sep 00	199	0				0.00	RB	70	28 Aug 01	170	0					0.00	U	15	19 Sep 00	150	0				0.00	MR	7	29 Aug 01	150	0					0.00	U	17	19 Sep 00	150	0				0.00	U	21	29 Aug 01	150	0					0.00	U	18	19 Sep 00	150	0				0.00	SB	NS1	29 Aug 01	204	0					0.00	U	60	19 Sep 00	153	1				7.29	M	M12	30 Aug 01	128	0	1	0	0		1.01	CB	9	20 Sep 00	212	0				0.00	M	M1	4 Sep 01	150	0					0.00	CB	56	20 Sep 00	152	0				0.00	M	M2	4 Sep 01	150	0					0.00	U	62	20 Sep 00	105	0				0.00	M	M3	4 Sep 01	150	0					0.00	GB	64	20 Sep 00	202	0				0.00	M	M10	5 Sep 01	150	0					0.00	MR	7	21 Sep 00	150	0				0.00	M	M11	5 Sep 01	150	0					0.00	U	21	21 Sep 00	150	0				0.00	M	M4	5 Sep 01	150	0					0.00	K	77	25 Sep 00	154	0				0.00	M	M5	5 Sep 01	150	0					0.00	MB	78	25 Sep 00	93	0				0.00	M	M6	5 Sep 01	150	1					7.42	BB	79	25 Sep 00	127	0				0.00	M	M7	5 Sep 01	150	1					7.42	U	65	27 Sep 00	150	0				0.00	M	M8	5 Sep 01	150	0					0.00	K	81	16 Jul 01	150	0				0.00	M	M9	5 Sep 01	150	0					0.00	ST	37	24 Jul 01	140	0				0.00	M	M13	6 Sep 01	150	0					0.00	K	42	24 Jul 01	123	0	0	0	0	0.00	M	M14	6 Sep 01	150	0					0.00	K	80	24 Jul 01	150	0				0.00	M	M15	6 Sep 01	150	0					0.00	UB	82	24 Jul 01	150	0				0.00	M	M16	6 Sep 01	150	0					0.00	FB	32	25 Jul 01	150	0				0.00	M	M19	6 Sep 01	150	0					0.00	FB	33	25 Jul 01	150	0				0.00	M	M32	6 Sep 01	150	0					0.00	G	53	25 Jul 01	100	0	0	0	0	0.00	A	A1	10 Sep 01	150	0					0.00	G	55	25 Jul 01	183	0				0.00	C	C1	11 Sep 01	150	0					0.00	HB	11	26 Jul 01	150	0				0.00	A	A2	12 Sep 01	150	0					0.00	HB	12	26 Jul 01	167	0				0.00	C	C2	12 Sep 01	150	0					0.00	LMR	45	26 Jul 01	150	0				0.00	MS	ME1	12 Sep 01	169	0					0.00	LMR	46	26 Jul 01	150	0				0.00	MI	MK1	12 Sep 01	150	0					0.00	LMR	47	26 Jul 01	150	0				0.00	H	H1	17 Sep 01	168	9					59.77																																																																																																																																																																																																																																																																																																																																																																																																																																																																																																																																																				
LMR	44	7 Sep 00	100	0				0.00	U	17	16 Aug 01	161	0					0.00	JB	50	7 Sep 00	150	0				0.00	U	E1	16 Aug 01	120	0	0	0	0		0.00	LMR	85	7 Sep 00	150	0				0.00	MR	6	20 Aug 01	150	0					0.00	LMR	43	8 Sep 00	150	0				0.00	CB	9	20 Aug 01	144	0					0.00	LMR	45	11 Sep 00	150	0				0.00	U	14	20 Aug 01	124	0	0	0	0		0.00	LMR	46	11 Sep 00	150	0				0.00	CB	56	20 Aug 01	158	0					0.00	LMR	47	11 Sep 00	217	0				0.00	U	16	22 Aug 01	150	0					0.00	MR	8	12 Sep 00	150	0				0.00	U	18	22 Aug 01	150	0					0.00	FB	32	12 Sep 00	150	0				0.00	U	60	22 Aug 01	159	4					28.07	FB	34	12 Sep 00	189	0				0.00	U	61	22 Aug 01	150	0					0.00	NC	75	12 Sep 00	145	0				0.00	MR	3	23 Aug 01	150	0					0.00	U	16	14 Sep 00	150	0				0.00	MR	5	23 Aug 01	117	0	0	0	0		0.00	U	22	14 Sep 00	150	0				0.00	MR	1	27 Aug 01	150	2					14.83	U	24	14 Sep 00	150	0				0.00	MR	2	27 Aug 01	150	0					0.00	U	61	14 Sep 00	198	0				0.00	MR	4	27 Aug 01	150	0					0.00	MD	36	18 Sep 00	233	0				0.00	U	62	27 Aug 01	150	0					0.00	ST	37	18 Sep 00	177	0				0.00	GB	64	27 Aug 01	196	0					0.00	TB	57	18 Sep 00	150	0				0.00	U	23	28 Aug 01	150	1					7.42	TB	58	18 Sep 00	199	0				0.00	RB	70	28 Aug 01	170	0					0.00	U	15	19 Sep 00	150	0				0.00	MR	7	29 Aug 01	150	0					0.00	U	17	19 Sep 00	150	0				0.00	U	21	29 Aug 01	150	0					0.00	U	18	19 Sep 00	150	0				0.00	SB	NS1	29 Aug 01	204	0					0.00	U	60	19 Sep 00	153	1				7.29	M	M12	30 Aug 01	128	0	1	0	0		1.01	CB	9	20 Sep 00	212	0				0.00	M	M1	4 Sep 01	150	0					0.00	CB	56	20 Sep 00	152	0				0.00	M	M2	4 Sep 01	150	0					0.00	U	62	20 Sep 00	105	0				0.00	M	M3	4 Sep 01	150	0					0.00	GB	64	20 Sep 00	202	0				0.00	M	M10	5 Sep 01	150	0					0.00	MR	7	21 Sep 00	150	0				0.00	M	M11	5 Sep 01	150	0					0.00	U	21	21 Sep 00	150	0				0.00	M	M4	5 Sep 01	150	0					0.00	K	77	25 Sep 00	154	0				0.00	M	M5	5 Sep 01	150	0					0.00	MB	78	25 Sep 00	93	0				0.00	M	M6	5 Sep 01	150	1					7.42	BB	79	25 Sep 00	127	0				0.00	M	M7	5 Sep 01	150	1					7.42	U	65	27 Sep 00	150	0				0.00	M	M8	5 Sep 01	150	0					0.00	K	81	16 Jul 01	150	0				0.00	M	M9	5 Sep 01	150	0					0.00	ST	37	24 Jul 01	140	0				0.00	M	M13	6 Sep 01	150	0					0.00	K	42	24 Jul 01	123	0	0	0	0	0.00	M	M14	6 Sep 01	150	0					0.00	K	80	24 Jul 01	150	0				0.00	M	M15	6 Sep 01	150	0					0.00	UB	82	24 Jul 01	150	0				0.00	M	M16	6 Sep 01	150	0					0.00	FB	32	25 Jul 01	150	0				0.00	M	M19	6 Sep 01	150	0					0.00	FB	33	25 Jul 01	150	0				0.00	M	M32	6 Sep 01	150	0					0.00	G	53	25 Jul 01	100	0	0	0	0	0.00	A	A1	10 Sep 01	150	0					0.00	G	55	25 Jul 01	183	0				0.00	C	C1	11 Sep 01	150	0					0.00	HB	11	26 Jul 01	150	0				0.00	A	A2	12 Sep 01	150	0					0.00	HB	12	26 Jul 01	167	0				0.00	C	C2	12 Sep 01	150	0					0.00	LMR	45	26 Jul 01	150	0				0.00	MS	ME1	12 Sep 01	169	0					0.00	LMR	46	26 Jul 01	150	0				0.00	MI	MK1	12 Sep 01	150	0					0.00	LMR	47	26 Jul 01	150	0				0.00	H	H1	17 Sep 01	168	9					59.77																																																																																																																																																																																																																																																																																																																																																																																																																																																																																																																																																																							
JB	50	7 Sep 00	150	0				0.00	U	E1	16 Aug 01	120	0	0	0	0		0.00	LMR	85	7 Sep 00	150	0				0.00	MR	6	20 Aug 01	150	0					0.00	LMR	43	8 Sep 00	150	0				0.00	CB	9	20 Aug 01	144	0					0.00	LMR	45	11 Sep 00	150	0				0.00	U	14	20 Aug 01	124	0	0	0	0		0.00	LMR	46	11 Sep 00	150	0				0.00	CB	56	20 Aug 01	158	0					0.00	LMR	47	11 Sep 00	217	0				0.00	U	16	22 Aug 01	150	0					0.00	MR	8	12 Sep 00	150	0				0.00	U	18	22 Aug 01	150	0					0.00	FB	32	12 Sep 00	150	0				0.00	U	60	22 Aug 01	159	4					28.07	FB	34	12 Sep 00	189	0				0.00	U	61	22 Aug 01	150	0					0.00	NC	75	12 Sep 00	145	0				0.00	MR	3	23 Aug 01	150	0					0.00	U	16	14 Sep 00	150	0				0.00	MR	5	23 Aug 01	117	0	0	0	0		0.00	U	22	14 Sep 00	150	0				0.00	MR	1	27 Aug 01	150	2					14.83	U	24	14 Sep 00	150	0				0.00	MR	2	27 Aug 01	150	0					0.00	U	61	14 Sep 00	198	0				0.00	MR	4	27 Aug 01	150	0					0.00	MD	36	18 Sep 00	233	0				0.00	U	62	27 Aug 01	150	0					0.00	ST	37	18 Sep 00	177	0				0.00	GB	64	27 Aug 01	196	0					0.00	TB	57	18 Sep 00	150	0				0.00	U	23	28 Aug 01	150	1					7.42	TB	58	18 Sep 00	199	0				0.00	RB	70	28 Aug 01	170	0					0.00	U	15	19 Sep 00	150	0				0.00	MR	7	29 Aug 01	150	0					0.00	U	17	19 Sep 00	150	0				0.00	U	21	29 Aug 01	150	0					0.00	U	18	19 Sep 00	150	0				0.00	SB	NS1	29 Aug 01	204	0					0.00	U	60	19 Sep 00	153	1				7.29	M	M12	30 Aug 01	128	0	1	0	0		1.01	CB	9	20 Sep 00	212	0				0.00	M	M1	4 Sep 01	150	0					0.00	CB	56	20 Sep 00	152	0				0.00	M	M2	4 Sep 01	150	0					0.00	U	62	20 Sep 00	105	0				0.00	M	M3	4 Sep 01	150	0					0.00	GB	64	20 Sep 00	202	0				0.00	M	M10	5 Sep 01	150	0					0.00	MR	7	21 Sep 00	150	0				0.00	M	M11	5 Sep 01	150	0					0.00	U	21	21 Sep 00	150	0				0.00	M	M4	5 Sep 01	150	0					0.00	K	77	25 Sep 00	154	0				0.00	M	M5	5 Sep 01	150	0					0.00	MB	78	25 Sep 00	93	0				0.00	M	M6	5 Sep 01	150	1					7.42	BB	79	25 Sep 00	127	0				0.00	M	M7	5 Sep 01	150	1					7.42	U	65	27 Sep 00	150	0				0.00	M	M8	5 Sep 01	150	0					0.00	K	81	16 Jul 01	150	0				0.00	M	M9	5 Sep 01	150	0					0.00	ST	37	24 Jul 01	140	0				0.00	M	M13	6 Sep 01	150	0					0.00	K	42	24 Jul 01	123	0	0	0	0	0.00	M	M14	6 Sep 01	150	0					0.00	K	80	24 Jul 01	150	0				0.00	M	M15	6 Sep 01	150	0					0.00	UB	82	24 Jul 01	150	0				0.00	M	M16	6 Sep 01	150	0					0.00	FB	32	25 Jul 01	150	0				0.00	M	M19	6 Sep 01	150	0					0.00	FB	33	25 Jul 01	150	0				0.00	M	M32	6 Sep 01	150	0					0.00	G	53	25 Jul 01	100	0	0	0	0	0.00	A	A1	10 Sep 01	150	0					0.00	G	55	25 Jul 01	183	0				0.00	C	C1	11 Sep 01	150	0					0.00	HB	11	26 Jul 01	150	0				0.00	A	A2	12 Sep 01	150	0					0.00	HB	12	26 Jul 01	167	0				0.00	C	C2	12 Sep 01	150	0					0.00	LMR	45	26 Jul 01	150	0				0.00	MS	ME1	12 Sep 01	169	0					0.00	LMR	46	26 Jul 01	150	0				0.00	MI	MK1	12 Sep 01	150	0					0.00	LMR	47	26 Jul 01	150	0				0.00	H	H1	17 Sep 01	168	9					59.77																																																																																																																																																																																																																																																																																																																																																																																																																																																																																																																																																																																										
LMR	85	7 Sep 00	150	0				0.00	MR	6	20 Aug 01	150	0					0.00	LMR	43	8 Sep 00	150	0				0.00	CB	9	20 Aug 01	144	0					0.00	LMR	45	11 Sep 00	150	0				0.00	U	14	20 Aug 01	124	0	0	0	0		0.00	LMR	46	11 Sep 00	150	0				0.00	CB	56	20 Aug 01	158	0					0.00	LMR	47	11 Sep 00	217	0				0.00	U	16	22 Aug 01	150	0					0.00	MR	8	12 Sep 00	150	0				0.00	U	18	22 Aug 01	150	0					0.00	FB	32	12 Sep 00	150	0				0.00	U	60	22 Aug 01	159	4					28.07	FB	34	12 Sep 00	189	0				0.00	U	61	22 Aug 01	150	0					0.00	NC	75	12 Sep 00	145	0				0.00	MR	3	23 Aug 01	150	0					0.00	U	16	14 Sep 00	150	0				0.00	MR	5	23 Aug 01	117	0	0	0	0		0.00	U	22	14 Sep 00	150	0				0.00	MR	1	27 Aug 01	150	2					14.83	U	24	14 Sep 00	150	0				0.00	MR	2	27 Aug 01	150	0					0.00	U	61	14 Sep 00	198	0				0.00	MR	4	27 Aug 01	150	0					0.00	MD	36	18 Sep 00	233	0				0.00	U	62	27 Aug 01	150	0					0.00	ST	37	18 Sep 00	177	0				0.00	GB	64	27 Aug 01	196	0					0.00	TB	57	18 Sep 00	150	0				0.00	U	23	28 Aug 01	150	1					7.42	TB	58	18 Sep 00	199	0				0.00	RB	70	28 Aug 01	170	0					0.00	U	15	19 Sep 00	150	0				0.00	MR	7	29 Aug 01	150	0					0.00	U	17	19 Sep 00	150	0				0.00	U	21	29 Aug 01	150	0					0.00	U	18	19 Sep 00	150	0				0.00	SB	NS1	29 Aug 01	204	0					0.00	U	60	19 Sep 00	153	1				7.29	M	M12	30 Aug 01	128	0	1	0	0		1.01	CB	9	20 Sep 00	212	0				0.00	M	M1	4 Sep 01	150	0					0.00	CB	56	20 Sep 00	152	0				0.00	M	M2	4 Sep 01	150	0					0.00	U	62	20 Sep 00	105	0				0.00	M	M3	4 Sep 01	150	0					0.00	GB	64	20 Sep 00	202	0				0.00	M	M10	5 Sep 01	150	0					0.00	MR	7	21 Sep 00	150	0				0.00	M	M11	5 Sep 01	150	0					0.00	U	21	21 Sep 00	150	0				0.00	M	M4	5 Sep 01	150	0					0.00	K	77	25 Sep 00	154	0				0.00	M	M5	5 Sep 01	150	0					0.00	MB	78	25 Sep 00	93	0				0.00	M	M6	5 Sep 01	150	1					7.42	BB	79	25 Sep 00	127	0				0.00	M	M7	5 Sep 01	150	1					7.42	U	65	27 Sep 00	150	0				0.00	M	M8	5 Sep 01	150	0					0.00	K	81	16 Jul 01	150	0				0.00	M	M9	5 Sep 01	150	0					0.00	ST	37	24 Jul 01	140	0				0.00	M	M13	6 Sep 01	150	0					0.00	K	42	24 Jul 01	123	0	0	0	0	0.00	M	M14	6 Sep 01	150	0					0.00	K	80	24 Jul 01	150	0				0.00	M	M15	6 Sep 01	150	0					0.00	UB	82	24 Jul 01	150	0				0.00	M	M16	6 Sep 01	150	0					0.00	FB	32	25 Jul 01	150	0				0.00	M	M19	6 Sep 01	150	0					0.00	FB	33	25 Jul 01	150	0				0.00	M	M32	6 Sep 01	150	0					0.00	G	53	25 Jul 01	100	0	0	0	0	0.00	A	A1	10 Sep 01	150	0					0.00	G	55	25 Jul 01	183	0				0.00	C	C1	11 Sep 01	150	0					0.00	HB	11	26 Jul 01	150	0				0.00	A	A2	12 Sep 01	150	0					0.00	HB	12	26 Jul 01	167	0				0.00	C	C2	12 Sep 01	150	0					0.00	LMR	45	26 Jul 01	150	0				0.00	MS	ME1	12 Sep 01	169	0					0.00	LMR	46	26 Jul 01	150	0				0.00	MI	MK1	12 Sep 01	150	0					0.00	LMR	47	26 Jul 01	150	0				0.00	H	H1	17 Sep 01	168	9					59.77																																																																																																																																																																																																																																																																																																																																																																																																																																																																																																																																																																																																													
LMR	43	8 Sep 00	150	0				0.00	CB	9	20 Aug 01	144	0					0.00	LMR	45	11 Sep 00	150	0				0.00	U	14	20 Aug 01	124	0	0	0	0		0.00	LMR	46	11 Sep 00	150	0				0.00	CB	56	20 Aug 01	158	0					0.00	LMR	47	11 Sep 00	217	0				0.00	U	16	22 Aug 01	150	0					0.00	MR	8	12 Sep 00	150	0				0.00	U	18	22 Aug 01	150	0					0.00	FB	32	12 Sep 00	150	0				0.00	U	60	22 Aug 01	159	4					28.07	FB	34	12 Sep 00	189	0				0.00	U	61	22 Aug 01	150	0					0.00	NC	75	12 Sep 00	145	0				0.00	MR	3	23 Aug 01	150	0					0.00	U	16	14 Sep 00	150	0				0.00	MR	5	23 Aug 01	117	0	0	0	0		0.00	U	22	14 Sep 00	150	0				0.00	MR	1	27 Aug 01	150	2					14.83	U	24	14 Sep 00	150	0				0.00	MR	2	27 Aug 01	150	0					0.00	U	61	14 Sep 00	198	0				0.00	MR	4	27 Aug 01	150	0					0.00	MD	36	18 Sep 00	233	0				0.00	U	62	27 Aug 01	150	0					0.00	ST	37	18 Sep 00	177	0				0.00	GB	64	27 Aug 01	196	0					0.00	TB	57	18 Sep 00	150	0				0.00	U	23	28 Aug 01	150	1					7.42	TB	58	18 Sep 00	199	0				0.00	RB	70	28 Aug 01	170	0					0.00	U	15	19 Sep 00	150	0				0.00	MR	7	29 Aug 01	150	0					0.00	U	17	19 Sep 00	150	0				0.00	U	21	29 Aug 01	150	0					0.00	U	18	19 Sep 00	150	0				0.00	SB	NS1	29 Aug 01	204	0					0.00	U	60	19 Sep 00	153	1				7.29	M	M12	30 Aug 01	128	0	1	0	0		1.01	CB	9	20 Sep 00	212	0				0.00	M	M1	4 Sep 01	150	0					0.00	CB	56	20 Sep 00	152	0				0.00	M	M2	4 Sep 01	150	0					0.00	U	62	20 Sep 00	105	0				0.00	M	M3	4 Sep 01	150	0					0.00	GB	64	20 Sep 00	202	0				0.00	M	M10	5 Sep 01	150	0					0.00	MR	7	21 Sep 00	150	0				0.00	M	M11	5 Sep 01	150	0					0.00	U	21	21 Sep 00	150	0				0.00	M	M4	5 Sep 01	150	0					0.00	K	77	25 Sep 00	154	0				0.00	M	M5	5 Sep 01	150	0					0.00	MB	78	25 Sep 00	93	0				0.00	M	M6	5 Sep 01	150	1					7.42	BB	79	25 Sep 00	127	0				0.00	M	M7	5 Sep 01	150	1					7.42	U	65	27 Sep 00	150	0				0.00	M	M8	5 Sep 01	150	0					0.00	K	81	16 Jul 01	150	0				0.00	M	M9	5 Sep 01	150	0					0.00	ST	37	24 Jul 01	140	0				0.00	M	M13	6 Sep 01	150	0					0.00	K	42	24 Jul 01	123	0	0	0	0	0.00	M	M14	6 Sep 01	150	0					0.00	K	80	24 Jul 01	150	0				0.00	M	M15	6 Sep 01	150	0					0.00	UB	82	24 Jul 01	150	0				0.00	M	M16	6 Sep 01	150	0					0.00	FB	32	25 Jul 01	150	0				0.00	M	M19	6 Sep 01	150	0					0.00	FB	33	25 Jul 01	150	0				0.00	M	M32	6 Sep 01	150	0					0.00	G	53	25 Jul 01	100	0	0	0	0	0.00	A	A1	10 Sep 01	150	0					0.00	G	55	25 Jul 01	183	0				0.00	C	C1	11 Sep 01	150	0					0.00	HB	11	26 Jul 01	150	0				0.00	A	A2	12 Sep 01	150	0					0.00	HB	12	26 Jul 01	167	0				0.00	C	C2	12 Sep 01	150	0					0.00	LMR	45	26 Jul 01	150	0				0.00	MS	ME1	12 Sep 01	169	0					0.00	LMR	46	26 Jul 01	150	0				0.00	MI	MK1	12 Sep 01	150	0					0.00	LMR	47	26 Jul 01	150	0				0.00	H	H1	17 Sep 01	168	9					59.77																																																																																																																																																																																																																																																																																																																																																																																																																																																																																																																																																																																																																																
LMR	45	11 Sep 00	150	0				0.00	U	14	20 Aug 01	124	0	0	0	0		0.00	LMR	46	11 Sep 00	150	0				0.00	CB	56	20 Aug 01	158	0					0.00	LMR	47	11 Sep 00	217	0				0.00	U	16	22 Aug 01	150	0					0.00	MR	8	12 Sep 00	150	0				0.00	U	18	22 Aug 01	150	0					0.00	FB	32	12 Sep 00	150	0				0.00	U	60	22 Aug 01	159	4					28.07	FB	34	12 Sep 00	189	0				0.00	U	61	22 Aug 01	150	0					0.00	NC	75	12 Sep 00	145	0				0.00	MR	3	23 Aug 01	150	0					0.00	U	16	14 Sep 00	150	0				0.00	MR	5	23 Aug 01	117	0	0	0	0		0.00	U	22	14 Sep 00	150	0				0.00	MR	1	27 Aug 01	150	2					14.83	U	24	14 Sep 00	150	0				0.00	MR	2	27 Aug 01	150	0					0.00	U	61	14 Sep 00	198	0				0.00	MR	4	27 Aug 01	150	0					0.00	MD	36	18 Sep 00	233	0				0.00	U	62	27 Aug 01	150	0					0.00	ST	37	18 Sep 00	177	0				0.00	GB	64	27 Aug 01	196	0					0.00	TB	57	18 Sep 00	150	0				0.00	U	23	28 Aug 01	150	1					7.42	TB	58	18 Sep 00	199	0				0.00	RB	70	28 Aug 01	170	0					0.00	U	15	19 Sep 00	150	0				0.00	MR	7	29 Aug 01	150	0					0.00	U	17	19 Sep 00	150	0				0.00	U	21	29 Aug 01	150	0					0.00	U	18	19 Sep 00	150	0				0.00	SB	NS1	29 Aug 01	204	0					0.00	U	60	19 Sep 00	153	1				7.29	M	M12	30 Aug 01	128	0	1	0	0		1.01	CB	9	20 Sep 00	212	0				0.00	M	M1	4 Sep 01	150	0					0.00	CB	56	20 Sep 00	152	0				0.00	M	M2	4 Sep 01	150	0					0.00	U	62	20 Sep 00	105	0				0.00	M	M3	4 Sep 01	150	0					0.00	GB	64	20 Sep 00	202	0				0.00	M	M10	5 Sep 01	150	0					0.00	MR	7	21 Sep 00	150	0				0.00	M	M11	5 Sep 01	150	0					0.00	U	21	21 Sep 00	150	0				0.00	M	M4	5 Sep 01	150	0					0.00	K	77	25 Sep 00	154	0				0.00	M	M5	5 Sep 01	150	0					0.00	MB	78	25 Sep 00	93	0				0.00	M	M6	5 Sep 01	150	1					7.42	BB	79	25 Sep 00	127	0				0.00	M	M7	5 Sep 01	150	1					7.42	U	65	27 Sep 00	150	0				0.00	M	M8	5 Sep 01	150	0					0.00	K	81	16 Jul 01	150	0				0.00	M	M9	5 Sep 01	150	0					0.00	ST	37	24 Jul 01	140	0				0.00	M	M13	6 Sep 01	150	0					0.00	K	42	24 Jul 01	123	0	0	0	0	0.00	M	M14	6 Sep 01	150	0					0.00	K	80	24 Jul 01	150	0				0.00	M	M15	6 Sep 01	150	0					0.00	UB	82	24 Jul 01	150	0				0.00	M	M16	6 Sep 01	150	0					0.00	FB	32	25 Jul 01	150	0				0.00	M	M19	6 Sep 01	150	0					0.00	FB	33	25 Jul 01	150	0				0.00	M	M32	6 Sep 01	150	0					0.00	G	53	25 Jul 01	100	0	0	0	0	0.00	A	A1	10 Sep 01	150	0					0.00	G	55	25 Jul 01	183	0				0.00	C	C1	11 Sep 01	150	0					0.00	HB	11	26 Jul 01	150	0				0.00	A	A2	12 Sep 01	150	0					0.00	HB	12	26 Jul 01	167	0				0.00	C	C2	12 Sep 01	150	0					0.00	LMR	45	26 Jul 01	150	0				0.00	MS	ME1	12 Sep 01	169	0					0.00	LMR	46	26 Jul 01	150	0				0.00	MI	MK1	12 Sep 01	150	0					0.00	LMR	47	26 Jul 01	150	0				0.00	H	H1	17 Sep 01	168	9					59.77																																																																																																																																																																																																																																																																																																																																																																																																																																																																																																																																																																																																																																																			
LMR	46	11 Sep 00	150	0				0.00	CB	56	20 Aug 01	158	0					0.00	LMR	47	11 Sep 00	217	0				0.00	U	16	22 Aug 01	150	0					0.00	MR	8	12 Sep 00	150	0				0.00	U	18	22 Aug 01	150	0					0.00	FB	32	12 Sep 00	150	0				0.00	U	60	22 Aug 01	159	4					28.07	FB	34	12 Sep 00	189	0				0.00	U	61	22 Aug 01	150	0					0.00	NC	75	12 Sep 00	145	0				0.00	MR	3	23 Aug 01	150	0					0.00	U	16	14 Sep 00	150	0				0.00	MR	5	23 Aug 01	117	0	0	0	0		0.00	U	22	14 Sep 00	150	0				0.00	MR	1	27 Aug 01	150	2					14.83	U	24	14 Sep 00	150	0				0.00	MR	2	27 Aug 01	150	0					0.00	U	61	14 Sep 00	198	0				0.00	MR	4	27 Aug 01	150	0					0.00	MD	36	18 Sep 00	233	0				0.00	U	62	27 Aug 01	150	0					0.00	ST	37	18 Sep 00	177	0				0.00	GB	64	27 Aug 01	196	0					0.00	TB	57	18 Sep 00	150	0				0.00	U	23	28 Aug 01	150	1					7.42	TB	58	18 Sep 00	199	0				0.00	RB	70	28 Aug 01	170	0					0.00	U	15	19 Sep 00	150	0				0.00	MR	7	29 Aug 01	150	0					0.00	U	17	19 Sep 00	150	0				0.00	U	21	29 Aug 01	150	0					0.00	U	18	19 Sep 00	150	0				0.00	SB	NS1	29 Aug 01	204	0					0.00	U	60	19 Sep 00	153	1				7.29	M	M12	30 Aug 01	128	0	1	0	0		1.01	CB	9	20 Sep 00	212	0				0.00	M	M1	4 Sep 01	150	0					0.00	CB	56	20 Sep 00	152	0				0.00	M	M2	4 Sep 01	150	0					0.00	U	62	20 Sep 00	105	0				0.00	M	M3	4 Sep 01	150	0					0.00	GB	64	20 Sep 00	202	0				0.00	M	M10	5 Sep 01	150	0					0.00	MR	7	21 Sep 00	150	0				0.00	M	M11	5 Sep 01	150	0					0.00	U	21	21 Sep 00	150	0				0.00	M	M4	5 Sep 01	150	0					0.00	K	77	25 Sep 00	154	0				0.00	M	M5	5 Sep 01	150	0					0.00	MB	78	25 Sep 00	93	0				0.00	M	M6	5 Sep 01	150	1					7.42	BB	79	25 Sep 00	127	0				0.00	M	M7	5 Sep 01	150	1					7.42	U	65	27 Sep 00	150	0				0.00	M	M8	5 Sep 01	150	0					0.00	K	81	16 Jul 01	150	0				0.00	M	M9	5 Sep 01	150	0					0.00	ST	37	24 Jul 01	140	0				0.00	M	M13	6 Sep 01	150	0					0.00	K	42	24 Jul 01	123	0	0	0	0	0.00	M	M14	6 Sep 01	150	0					0.00	K	80	24 Jul 01	150	0				0.00	M	M15	6 Sep 01	150	0					0.00	UB	82	24 Jul 01	150	0				0.00	M	M16	6 Sep 01	150	0					0.00	FB	32	25 Jul 01	150	0				0.00	M	M19	6 Sep 01	150	0					0.00	FB	33	25 Jul 01	150	0				0.00	M	M32	6 Sep 01	150	0					0.00	G	53	25 Jul 01	100	0	0	0	0	0.00	A	A1	10 Sep 01	150	0					0.00	G	55	25 Jul 01	183	0				0.00	C	C1	11 Sep 01	150	0					0.00	HB	11	26 Jul 01	150	0				0.00	A	A2	12 Sep 01	150	0					0.00	HB	12	26 Jul 01	167	0				0.00	C	C2	12 Sep 01	150	0					0.00	LMR	45	26 Jul 01	150	0				0.00	MS	ME1	12 Sep 01	169	0					0.00	LMR	46	26 Jul 01	150	0				0.00	MI	MK1	12 Sep 01	150	0					0.00	LMR	47	26 Jul 01	150	0				0.00	H	H1	17 Sep 01	168	9					59.77																																																																																																																																																																																																																																																																																																																																																																																																																																																																																																																																																																																																																																																																						
LMR	47	11 Sep 00	217	0				0.00	U	16	22 Aug 01	150	0					0.00	MR	8	12 Sep 00	150	0				0.00	U	18	22 Aug 01	150	0					0.00	FB	32	12 Sep 00	150	0				0.00	U	60	22 Aug 01	159	4					28.07	FB	34	12 Sep 00	189	0				0.00	U	61	22 Aug 01	150	0					0.00	NC	75	12 Sep 00	145	0				0.00	MR	3	23 Aug 01	150	0					0.00	U	16	14 Sep 00	150	0				0.00	MR	5	23 Aug 01	117	0	0	0	0		0.00	U	22	14 Sep 00	150	0				0.00	MR	1	27 Aug 01	150	2					14.83	U	24	14 Sep 00	150	0				0.00	MR	2	27 Aug 01	150	0					0.00	U	61	14 Sep 00	198	0				0.00	MR	4	27 Aug 01	150	0					0.00	MD	36	18 Sep 00	233	0				0.00	U	62	27 Aug 01	150	0					0.00	ST	37	18 Sep 00	177	0				0.00	GB	64	27 Aug 01	196	0					0.00	TB	57	18 Sep 00	150	0				0.00	U	23	28 Aug 01	150	1					7.42	TB	58	18 Sep 00	199	0				0.00	RB	70	28 Aug 01	170	0					0.00	U	15	19 Sep 00	150	0				0.00	MR	7	29 Aug 01	150	0					0.00	U	17	19 Sep 00	150	0				0.00	U	21	29 Aug 01	150	0					0.00	U	18	19 Sep 00	150	0				0.00	SB	NS1	29 Aug 01	204	0					0.00	U	60	19 Sep 00	153	1				7.29	M	M12	30 Aug 01	128	0	1	0	0		1.01	CB	9	20 Sep 00	212	0				0.00	M	M1	4 Sep 01	150	0					0.00	CB	56	20 Sep 00	152	0				0.00	M	M2	4 Sep 01	150	0					0.00	U	62	20 Sep 00	105	0				0.00	M	M3	4 Sep 01	150	0					0.00	GB	64	20 Sep 00	202	0				0.00	M	M10	5 Sep 01	150	0					0.00	MR	7	21 Sep 00	150	0				0.00	M	M11	5 Sep 01	150	0					0.00	U	21	21 Sep 00	150	0				0.00	M	M4	5 Sep 01	150	0					0.00	K	77	25 Sep 00	154	0				0.00	M	M5	5 Sep 01	150	0					0.00	MB	78	25 Sep 00	93	0				0.00	M	M6	5 Sep 01	150	1					7.42	BB	79	25 Sep 00	127	0				0.00	M	M7	5 Sep 01	150	1					7.42	U	65	27 Sep 00	150	0				0.00	M	M8	5 Sep 01	150	0					0.00	K	81	16 Jul 01	150	0				0.00	M	M9	5 Sep 01	150	0					0.00	ST	37	24 Jul 01	140	0				0.00	M	M13	6 Sep 01	150	0					0.00	K	42	24 Jul 01	123	0	0	0	0	0.00	M	M14	6 Sep 01	150	0					0.00	K	80	24 Jul 01	150	0				0.00	M	M15	6 Sep 01	150	0					0.00	UB	82	24 Jul 01	150	0				0.00	M	M16	6 Sep 01	150	0					0.00	FB	32	25 Jul 01	150	0				0.00	M	M19	6 Sep 01	150	0					0.00	FB	33	25 Jul 01	150	0				0.00	M	M32	6 Sep 01	150	0					0.00	G	53	25 Jul 01	100	0	0	0	0	0.00	A	A1	10 Sep 01	150	0					0.00	G	55	25 Jul 01	183	0				0.00	C	C1	11 Sep 01	150	0					0.00	HB	11	26 Jul 01	150	0				0.00	A	A2	12 Sep 01	150	0					0.00	HB	12	26 Jul 01	167	0				0.00	C	C2	12 Sep 01	150	0					0.00	LMR	45	26 Jul 01	150	0				0.00	MS	ME1	12 Sep 01	169	0					0.00	LMR	46	26 Jul 01	150	0				0.00	MI	MK1	12 Sep 01	150	0					0.00	LMR	47	26 Jul 01	150	0				0.00	H	H1	17 Sep 01	168	9					59.77																																																																																																																																																																																																																																																																																																																																																																																																																																																																																																																																																																																																																																																																																									
MR	8	12 Sep 00	150	0				0.00	U	18	22 Aug 01	150	0					0.00	FB	32	12 Sep 00	150	0				0.00	U	60	22 Aug 01	159	4					28.07	FB	34	12 Sep 00	189	0				0.00	U	61	22 Aug 01	150	0					0.00	NC	75	12 Sep 00	145	0				0.00	MR	3	23 Aug 01	150	0					0.00	U	16	14 Sep 00	150	0				0.00	MR	5	23 Aug 01	117	0	0	0	0		0.00	U	22	14 Sep 00	150	0				0.00	MR	1	27 Aug 01	150	2					14.83	U	24	14 Sep 00	150	0				0.00	MR	2	27 Aug 01	150	0					0.00	U	61	14 Sep 00	198	0				0.00	MR	4	27 Aug 01	150	0					0.00	MD	36	18 Sep 00	233	0				0.00	U	62	27 Aug 01	150	0					0.00	ST	37	18 Sep 00	177	0				0.00	GB	64	27 Aug 01	196	0					0.00	TB	57	18 Sep 00	150	0				0.00	U	23	28 Aug 01	150	1					7.42	TB	58	18 Sep 00	199	0				0.00	RB	70	28 Aug 01	170	0					0.00	U	15	19 Sep 00	150	0				0.00	MR	7	29 Aug 01	150	0					0.00	U	17	19 Sep 00	150	0				0.00	U	21	29 Aug 01	150	0					0.00	U	18	19 Sep 00	150	0				0.00	SB	NS1	29 Aug 01	204	0					0.00	U	60	19 Sep 00	153	1				7.29	M	M12	30 Aug 01	128	0	1	0	0		1.01	CB	9	20 Sep 00	212	0				0.00	M	M1	4 Sep 01	150	0					0.00	CB	56	20 Sep 00	152	0				0.00	M	M2	4 Sep 01	150	0					0.00	U	62	20 Sep 00	105	0				0.00	M	M3	4 Sep 01	150	0					0.00	GB	64	20 Sep 00	202	0				0.00	M	M10	5 Sep 01	150	0					0.00	MR	7	21 Sep 00	150	0				0.00	M	M11	5 Sep 01	150	0					0.00	U	21	21 Sep 00	150	0				0.00	M	M4	5 Sep 01	150	0					0.00	K	77	25 Sep 00	154	0				0.00	M	M5	5 Sep 01	150	0					0.00	MB	78	25 Sep 00	93	0				0.00	M	M6	5 Sep 01	150	1					7.42	BB	79	25 Sep 00	127	0				0.00	M	M7	5 Sep 01	150	1					7.42	U	65	27 Sep 00	150	0				0.00	M	M8	5 Sep 01	150	0					0.00	K	81	16 Jul 01	150	0				0.00	M	M9	5 Sep 01	150	0					0.00	ST	37	24 Jul 01	140	0				0.00	M	M13	6 Sep 01	150	0					0.00	K	42	24 Jul 01	123	0	0	0	0	0.00	M	M14	6 Sep 01	150	0					0.00	K	80	24 Jul 01	150	0				0.00	M	M15	6 Sep 01	150	0					0.00	UB	82	24 Jul 01	150	0				0.00	M	M16	6 Sep 01	150	0					0.00	FB	32	25 Jul 01	150	0				0.00	M	M19	6 Sep 01	150	0					0.00	FB	33	25 Jul 01	150	0				0.00	M	M32	6 Sep 01	150	0					0.00	G	53	25 Jul 01	100	0	0	0	0	0.00	A	A1	10 Sep 01	150	0					0.00	G	55	25 Jul 01	183	0				0.00	C	C1	11 Sep 01	150	0					0.00	HB	11	26 Jul 01	150	0				0.00	A	A2	12 Sep 01	150	0					0.00	HB	12	26 Jul 01	167	0				0.00	C	C2	12 Sep 01	150	0					0.00	LMR	45	26 Jul 01	150	0				0.00	MS	ME1	12 Sep 01	169	0					0.00	LMR	46	26 Jul 01	150	0				0.00	MI	MK1	12 Sep 01	150	0					0.00	LMR	47	26 Jul 01	150	0				0.00	H	H1	17 Sep 01	168	9					59.77																																																																																																																																																																																																																																																																																																																																																																																																																																																																																																																																																																																																																																																																																																												
FB	32	12 Sep 00	150	0				0.00	U	60	22 Aug 01	159	4					28.07	FB	34	12 Sep 00	189	0				0.00	U	61	22 Aug 01	150	0					0.00	NC	75	12 Sep 00	145	0				0.00	MR	3	23 Aug 01	150	0					0.00	U	16	14 Sep 00	150	0				0.00	MR	5	23 Aug 01	117	0	0	0	0		0.00	U	22	14 Sep 00	150	0				0.00	MR	1	27 Aug 01	150	2					14.83	U	24	14 Sep 00	150	0				0.00	MR	2	27 Aug 01	150	0					0.00	U	61	14 Sep 00	198	0				0.00	MR	4	27 Aug 01	150	0					0.00	MD	36	18 Sep 00	233	0				0.00	U	62	27 Aug 01	150	0					0.00	ST	37	18 Sep 00	177	0				0.00	GB	64	27 Aug 01	196	0					0.00	TB	57	18 Sep 00	150	0				0.00	U	23	28 Aug 01	150	1					7.42	TB	58	18 Sep 00	199	0				0.00	RB	70	28 Aug 01	170	0					0.00	U	15	19 Sep 00	150	0				0.00	MR	7	29 Aug 01	150	0					0.00	U	17	19 Sep 00	150	0				0.00	U	21	29 Aug 01	150	0					0.00	U	18	19 Sep 00	150	0				0.00	SB	NS1	29 Aug 01	204	0					0.00	U	60	19 Sep 00	153	1				7.29	M	M12	30 Aug 01	128	0	1	0	0		1.01	CB	9	20 Sep 00	212	0				0.00	M	M1	4 Sep 01	150	0					0.00	CB	56	20 Sep 00	152	0				0.00	M	M2	4 Sep 01	150	0					0.00	U	62	20 Sep 00	105	0				0.00	M	M3	4 Sep 01	150	0					0.00	GB	64	20 Sep 00	202	0				0.00	M	M10	5 Sep 01	150	0					0.00	MR	7	21 Sep 00	150	0				0.00	M	M11	5 Sep 01	150	0					0.00	U	21	21 Sep 00	150	0				0.00	M	M4	5 Sep 01	150	0					0.00	K	77	25 Sep 00	154	0				0.00	M	M5	5 Sep 01	150	0					0.00	MB	78	25 Sep 00	93	0				0.00	M	M6	5 Sep 01	150	1					7.42	BB	79	25 Sep 00	127	0				0.00	M	M7	5 Sep 01	150	1					7.42	U	65	27 Sep 00	150	0				0.00	M	M8	5 Sep 01	150	0					0.00	K	81	16 Jul 01	150	0				0.00	M	M9	5 Sep 01	150	0					0.00	ST	37	24 Jul 01	140	0				0.00	M	M13	6 Sep 01	150	0					0.00	K	42	24 Jul 01	123	0	0	0	0	0.00	M	M14	6 Sep 01	150	0					0.00	K	80	24 Jul 01	150	0				0.00	M	M15	6 Sep 01	150	0					0.00	UB	82	24 Jul 01	150	0				0.00	M	M16	6 Sep 01	150	0					0.00	FB	32	25 Jul 01	150	0				0.00	M	M19	6 Sep 01	150	0					0.00	FB	33	25 Jul 01	150	0				0.00	M	M32	6 Sep 01	150	0					0.00	G	53	25 Jul 01	100	0	0	0	0	0.00	A	A1	10 Sep 01	150	0					0.00	G	55	25 Jul 01	183	0				0.00	C	C1	11 Sep 01	150	0					0.00	HB	11	26 Jul 01	150	0				0.00	A	A2	12 Sep 01	150	0					0.00	HB	12	26 Jul 01	167	0				0.00	C	C2	12 Sep 01	150	0					0.00	LMR	45	26 Jul 01	150	0				0.00	MS	ME1	12 Sep 01	169	0					0.00	LMR	46	26 Jul 01	150	0				0.00	MI	MK1	12 Sep 01	150	0					0.00	LMR	47	26 Jul 01	150	0				0.00	H	H1	17 Sep 01	168	9					59.77																																																																																																																																																																																																																																																																																																																																																																																																																																																																																																																																																																																																																																																																																																																															
FB	34	12 Sep 00	189	0				0.00	U	61	22 Aug 01	150	0					0.00	NC	75	12 Sep 00	145	0				0.00	MR	3	23 Aug 01	150	0					0.00	U	16	14 Sep 00	150	0				0.00	MR	5	23 Aug 01	117	0	0	0	0		0.00	U	22	14 Sep 00	150	0				0.00	MR	1	27 Aug 01	150	2					14.83	U	24	14 Sep 00	150	0				0.00	MR	2	27 Aug 01	150	0					0.00	U	61	14 Sep 00	198	0				0.00	MR	4	27 Aug 01	150	0					0.00	MD	36	18 Sep 00	233	0				0.00	U	62	27 Aug 01	150	0					0.00	ST	37	18 Sep 00	177	0				0.00	GB	64	27 Aug 01	196	0					0.00	TB	57	18 Sep 00	150	0				0.00	U	23	28 Aug 01	150	1					7.42	TB	58	18 Sep 00	199	0				0.00	RB	70	28 Aug 01	170	0					0.00	U	15	19 Sep 00	150	0				0.00	MR	7	29 Aug 01	150	0					0.00	U	17	19 Sep 00	150	0				0.00	U	21	29 Aug 01	150	0					0.00	U	18	19 Sep 00	150	0				0.00	SB	NS1	29 Aug 01	204	0					0.00	U	60	19 Sep 00	153	1				7.29	M	M12	30 Aug 01	128	0	1	0	0		1.01	CB	9	20 Sep 00	212	0				0.00	M	M1	4 Sep 01	150	0					0.00	CB	56	20 Sep 00	152	0				0.00	M	M2	4 Sep 01	150	0					0.00	U	62	20 Sep 00	105	0				0.00	M	M3	4 Sep 01	150	0					0.00	GB	64	20 Sep 00	202	0				0.00	M	M10	5 Sep 01	150	0					0.00	MR	7	21 Sep 00	150	0				0.00	M	M11	5 Sep 01	150	0					0.00	U	21	21 Sep 00	150	0				0.00	M	M4	5 Sep 01	150	0					0.00	K	77	25 Sep 00	154	0				0.00	M	M5	5 Sep 01	150	0					0.00	MB	78	25 Sep 00	93	0				0.00	M	M6	5 Sep 01	150	1					7.42	BB	79	25 Sep 00	127	0				0.00	M	M7	5 Sep 01	150	1					7.42	U	65	27 Sep 00	150	0				0.00	M	M8	5 Sep 01	150	0					0.00	K	81	16 Jul 01	150	0				0.00	M	M9	5 Sep 01	150	0					0.00	ST	37	24 Jul 01	140	0				0.00	M	M13	6 Sep 01	150	0					0.00	K	42	24 Jul 01	123	0	0	0	0	0.00	M	M14	6 Sep 01	150	0					0.00	K	80	24 Jul 01	150	0				0.00	M	M15	6 Sep 01	150	0					0.00	UB	82	24 Jul 01	150	0				0.00	M	M16	6 Sep 01	150	0					0.00	FB	32	25 Jul 01	150	0				0.00	M	M19	6 Sep 01	150	0					0.00	FB	33	25 Jul 01	150	0				0.00	M	M32	6 Sep 01	150	0					0.00	G	53	25 Jul 01	100	0	0	0	0	0.00	A	A1	10 Sep 01	150	0					0.00	G	55	25 Jul 01	183	0				0.00	C	C1	11 Sep 01	150	0					0.00	HB	11	26 Jul 01	150	0				0.00	A	A2	12 Sep 01	150	0					0.00	HB	12	26 Jul 01	167	0				0.00	C	C2	12 Sep 01	150	0					0.00	LMR	45	26 Jul 01	150	0				0.00	MS	ME1	12 Sep 01	169	0					0.00	LMR	46	26 Jul 01	150	0				0.00	MI	MK1	12 Sep 01	150	0					0.00	LMR	47	26 Jul 01	150	0				0.00	H	H1	17 Sep 01	168	9					59.77																																																																																																																																																																																																																																																																																																																																																																																																																																																																																																																																																																																																																																																																																																																																																		
NC	75	12 Sep 00	145	0				0.00	MR	3	23 Aug 01	150	0					0.00	U	16	14 Sep 00	150	0				0.00	MR	5	23 Aug 01	117	0	0	0	0		0.00	U	22	14 Sep 00	150	0				0.00	MR	1	27 Aug 01	150	2					14.83	U	24	14 Sep 00	150	0				0.00	MR	2	27 Aug 01	150	0					0.00	U	61	14 Sep 00	198	0				0.00	MR	4	27 Aug 01	150	0					0.00	MD	36	18 Sep 00	233	0				0.00	U	62	27 Aug 01	150	0					0.00	ST	37	18 Sep 00	177	0				0.00	GB	64	27 Aug 01	196	0					0.00	TB	57	18 Sep 00	150	0				0.00	U	23	28 Aug 01	150	1					7.42	TB	58	18 Sep 00	199	0				0.00	RB	70	28 Aug 01	170	0					0.00	U	15	19 Sep 00	150	0				0.00	MR	7	29 Aug 01	150	0					0.00	U	17	19 Sep 00	150	0				0.00	U	21	29 Aug 01	150	0					0.00	U	18	19 Sep 00	150	0				0.00	SB	NS1	29 Aug 01	204	0					0.00	U	60	19 Sep 00	153	1				7.29	M	M12	30 Aug 01	128	0	1	0	0		1.01	CB	9	20 Sep 00	212	0				0.00	M	M1	4 Sep 01	150	0					0.00	CB	56	20 Sep 00	152	0				0.00	M	M2	4 Sep 01	150	0					0.00	U	62	20 Sep 00	105	0				0.00	M	M3	4 Sep 01	150	0					0.00	GB	64	20 Sep 00	202	0				0.00	M	M10	5 Sep 01	150	0					0.00	MR	7	21 Sep 00	150	0				0.00	M	M11	5 Sep 01	150	0					0.00	U	21	21 Sep 00	150	0				0.00	M	M4	5 Sep 01	150	0					0.00	K	77	25 Sep 00	154	0				0.00	M	M5	5 Sep 01	150	0					0.00	MB	78	25 Sep 00	93	0				0.00	M	M6	5 Sep 01	150	1					7.42	BB	79	25 Sep 00	127	0				0.00	M	M7	5 Sep 01	150	1					7.42	U	65	27 Sep 00	150	0				0.00	M	M8	5 Sep 01	150	0					0.00	K	81	16 Jul 01	150	0				0.00	M	M9	5 Sep 01	150	0					0.00	ST	37	24 Jul 01	140	0				0.00	M	M13	6 Sep 01	150	0					0.00	K	42	24 Jul 01	123	0	0	0	0	0.00	M	M14	6 Sep 01	150	0					0.00	K	80	24 Jul 01	150	0				0.00	M	M15	6 Sep 01	150	0					0.00	UB	82	24 Jul 01	150	0				0.00	M	M16	6 Sep 01	150	0					0.00	FB	32	25 Jul 01	150	0				0.00	M	M19	6 Sep 01	150	0					0.00	FB	33	25 Jul 01	150	0				0.00	M	M32	6 Sep 01	150	0					0.00	G	53	25 Jul 01	100	0	0	0	0	0.00	A	A1	10 Sep 01	150	0					0.00	G	55	25 Jul 01	183	0				0.00	C	C1	11 Sep 01	150	0					0.00	HB	11	26 Jul 01	150	0				0.00	A	A2	12 Sep 01	150	0					0.00	HB	12	26 Jul 01	167	0				0.00	C	C2	12 Sep 01	150	0					0.00	LMR	45	26 Jul 01	150	0				0.00	MS	ME1	12 Sep 01	169	0					0.00	LMR	46	26 Jul 01	150	0				0.00	MI	MK1	12 Sep 01	150	0					0.00	LMR	47	26 Jul 01	150	0				0.00	H	H1	17 Sep 01	168	9					59.77																																																																																																																																																																																																																																																																																																																																																																																																																																																																																																																																																																																																																																																																																																																																																																					
U	16	14 Sep 00	150	0				0.00	MR	5	23 Aug 01	117	0	0	0	0		0.00	U	22	14 Sep 00	150	0				0.00	MR	1	27 Aug 01	150	2					14.83	U	24	14 Sep 00	150	0				0.00	MR	2	27 Aug 01	150	0					0.00	U	61	14 Sep 00	198	0				0.00	MR	4	27 Aug 01	150	0					0.00	MD	36	18 Sep 00	233	0				0.00	U	62	27 Aug 01	150	0					0.00	ST	37	18 Sep 00	177	0				0.00	GB	64	27 Aug 01	196	0					0.00	TB	57	18 Sep 00	150	0				0.00	U	23	28 Aug 01	150	1					7.42	TB	58	18 Sep 00	199	0				0.00	RB	70	28 Aug 01	170	0					0.00	U	15	19 Sep 00	150	0				0.00	MR	7	29 Aug 01	150	0					0.00	U	17	19 Sep 00	150	0				0.00	U	21	29 Aug 01	150	0					0.00	U	18	19 Sep 00	150	0				0.00	SB	NS1	29 Aug 01	204	0					0.00	U	60	19 Sep 00	153	1				7.29	M	M12	30 Aug 01	128	0	1	0	0		1.01	CB	9	20 Sep 00	212	0				0.00	M	M1	4 Sep 01	150	0					0.00	CB	56	20 Sep 00	152	0				0.00	M	M2	4 Sep 01	150	0					0.00	U	62	20 Sep 00	105	0				0.00	M	M3	4 Sep 01	150	0					0.00	GB	64	20 Sep 00	202	0				0.00	M	M10	5 Sep 01	150	0					0.00	MR	7	21 Sep 00	150	0				0.00	M	M11	5 Sep 01	150	0					0.00	U	21	21 Sep 00	150	0				0.00	M	M4	5 Sep 01	150	0					0.00	K	77	25 Sep 00	154	0				0.00	M	M5	5 Sep 01	150	0					0.00	MB	78	25 Sep 00	93	0				0.00	M	M6	5 Sep 01	150	1					7.42	BB	79	25 Sep 00	127	0				0.00	M	M7	5 Sep 01	150	1					7.42	U	65	27 Sep 00	150	0				0.00	M	M8	5 Sep 01	150	0					0.00	K	81	16 Jul 01	150	0				0.00	M	M9	5 Sep 01	150	0					0.00	ST	37	24 Jul 01	140	0				0.00	M	M13	6 Sep 01	150	0					0.00	K	42	24 Jul 01	123	0	0	0	0	0.00	M	M14	6 Sep 01	150	0					0.00	K	80	24 Jul 01	150	0				0.00	M	M15	6 Sep 01	150	0					0.00	UB	82	24 Jul 01	150	0				0.00	M	M16	6 Sep 01	150	0					0.00	FB	32	25 Jul 01	150	0				0.00	M	M19	6 Sep 01	150	0					0.00	FB	33	25 Jul 01	150	0				0.00	M	M32	6 Sep 01	150	0					0.00	G	53	25 Jul 01	100	0	0	0	0	0.00	A	A1	10 Sep 01	150	0					0.00	G	55	25 Jul 01	183	0				0.00	C	C1	11 Sep 01	150	0					0.00	HB	11	26 Jul 01	150	0				0.00	A	A2	12 Sep 01	150	0					0.00	HB	12	26 Jul 01	167	0				0.00	C	C2	12 Sep 01	150	0					0.00	LMR	45	26 Jul 01	150	0				0.00	MS	ME1	12 Sep 01	169	0					0.00	LMR	46	26 Jul 01	150	0				0.00	MI	MK1	12 Sep 01	150	0					0.00	LMR	47	26 Jul 01	150	0				0.00	H	H1	17 Sep 01	168	9					59.77																																																																																																																																																																																																																																																																																																																																																																																																																																																																																																																																																																																																																																																																																																																																																																																								
U	22	14 Sep 00	150	0				0.00	MR	1	27 Aug 01	150	2					14.83	U	24	14 Sep 00	150	0				0.00	MR	2	27 Aug 01	150	0					0.00	U	61	14 Sep 00	198	0				0.00	MR	4	27 Aug 01	150	0					0.00	MD	36	18 Sep 00	233	0				0.00	U	62	27 Aug 01	150	0					0.00	ST	37	18 Sep 00	177	0				0.00	GB	64	27 Aug 01	196	0					0.00	TB	57	18 Sep 00	150	0				0.00	U	23	28 Aug 01	150	1					7.42	TB	58	18 Sep 00	199	0				0.00	RB	70	28 Aug 01	170	0					0.00	U	15	19 Sep 00	150	0				0.00	MR	7	29 Aug 01	150	0					0.00	U	17	19 Sep 00	150	0				0.00	U	21	29 Aug 01	150	0					0.00	U	18	19 Sep 00	150	0				0.00	SB	NS1	29 Aug 01	204	0					0.00	U	60	19 Sep 00	153	1				7.29	M	M12	30 Aug 01	128	0	1	0	0		1.01	CB	9	20 Sep 00	212	0				0.00	M	M1	4 Sep 01	150	0					0.00	CB	56	20 Sep 00	152	0				0.00	M	M2	4 Sep 01	150	0					0.00	U	62	20 Sep 00	105	0				0.00	M	M3	4 Sep 01	150	0					0.00	GB	64	20 Sep 00	202	0				0.00	M	M10	5 Sep 01	150	0					0.00	MR	7	21 Sep 00	150	0				0.00	M	M11	5 Sep 01	150	0					0.00	U	21	21 Sep 00	150	0				0.00	M	M4	5 Sep 01	150	0					0.00	K	77	25 Sep 00	154	0				0.00	M	M5	5 Sep 01	150	0					0.00	MB	78	25 Sep 00	93	0				0.00	M	M6	5 Sep 01	150	1					7.42	BB	79	25 Sep 00	127	0				0.00	M	M7	5 Sep 01	150	1					7.42	U	65	27 Sep 00	150	0				0.00	M	M8	5 Sep 01	150	0					0.00	K	81	16 Jul 01	150	0				0.00	M	M9	5 Sep 01	150	0					0.00	ST	37	24 Jul 01	140	0				0.00	M	M13	6 Sep 01	150	0					0.00	K	42	24 Jul 01	123	0	0	0	0	0.00	M	M14	6 Sep 01	150	0					0.00	K	80	24 Jul 01	150	0				0.00	M	M15	6 Sep 01	150	0					0.00	UB	82	24 Jul 01	150	0				0.00	M	M16	6 Sep 01	150	0					0.00	FB	32	25 Jul 01	150	0				0.00	M	M19	6 Sep 01	150	0					0.00	FB	33	25 Jul 01	150	0				0.00	M	M32	6 Sep 01	150	0					0.00	G	53	25 Jul 01	100	0	0	0	0	0.00	A	A1	10 Sep 01	150	0					0.00	G	55	25 Jul 01	183	0				0.00	C	C1	11 Sep 01	150	0					0.00	HB	11	26 Jul 01	150	0				0.00	A	A2	12 Sep 01	150	0					0.00	HB	12	26 Jul 01	167	0				0.00	C	C2	12 Sep 01	150	0					0.00	LMR	45	26 Jul 01	150	0				0.00	MS	ME1	12 Sep 01	169	0					0.00	LMR	46	26 Jul 01	150	0				0.00	MI	MK1	12 Sep 01	150	0					0.00	LMR	47	26 Jul 01	150	0				0.00	H	H1	17 Sep 01	168	9					59.77																																																																																																																																																																																																																																																																																																																																																																																																																																																																																																																																																																																																																																																																																																																																																																																																											
U	24	14 Sep 00	150	0				0.00	MR	2	27 Aug 01	150	0					0.00	U	61	14 Sep 00	198	0				0.00	MR	4	27 Aug 01	150	0					0.00	MD	36	18 Sep 00	233	0				0.00	U	62	27 Aug 01	150	0					0.00	ST	37	18 Sep 00	177	0				0.00	GB	64	27 Aug 01	196	0					0.00	TB	57	18 Sep 00	150	0				0.00	U	23	28 Aug 01	150	1					7.42	TB	58	18 Sep 00	199	0				0.00	RB	70	28 Aug 01	170	0					0.00	U	15	19 Sep 00	150	0				0.00	MR	7	29 Aug 01	150	0					0.00	U	17	19 Sep 00	150	0				0.00	U	21	29 Aug 01	150	0					0.00	U	18	19 Sep 00	150	0				0.00	SB	NS1	29 Aug 01	204	0					0.00	U	60	19 Sep 00	153	1				7.29	M	M12	30 Aug 01	128	0	1	0	0		1.01	CB	9	20 Sep 00	212	0				0.00	M	M1	4 Sep 01	150	0					0.00	CB	56	20 Sep 00	152	0				0.00	M	M2	4 Sep 01	150	0					0.00	U	62	20 Sep 00	105	0				0.00	M	M3	4 Sep 01	150	0					0.00	GB	64	20 Sep 00	202	0				0.00	M	M10	5 Sep 01	150	0					0.00	MR	7	21 Sep 00	150	0				0.00	M	M11	5 Sep 01	150	0					0.00	U	21	21 Sep 00	150	0				0.00	M	M4	5 Sep 01	150	0					0.00	K	77	25 Sep 00	154	0				0.00	M	M5	5 Sep 01	150	0					0.00	MB	78	25 Sep 00	93	0				0.00	M	M6	5 Sep 01	150	1					7.42	BB	79	25 Sep 00	127	0				0.00	M	M7	5 Sep 01	150	1					7.42	U	65	27 Sep 00	150	0				0.00	M	M8	5 Sep 01	150	0					0.00	K	81	16 Jul 01	150	0				0.00	M	M9	5 Sep 01	150	0					0.00	ST	37	24 Jul 01	140	0				0.00	M	M13	6 Sep 01	150	0					0.00	K	42	24 Jul 01	123	0	0	0	0	0.00	M	M14	6 Sep 01	150	0					0.00	K	80	24 Jul 01	150	0				0.00	M	M15	6 Sep 01	150	0					0.00	UB	82	24 Jul 01	150	0				0.00	M	M16	6 Sep 01	150	0					0.00	FB	32	25 Jul 01	150	0				0.00	M	M19	6 Sep 01	150	0					0.00	FB	33	25 Jul 01	150	0				0.00	M	M32	6 Sep 01	150	0					0.00	G	53	25 Jul 01	100	0	0	0	0	0.00	A	A1	10 Sep 01	150	0					0.00	G	55	25 Jul 01	183	0				0.00	C	C1	11 Sep 01	150	0					0.00	HB	11	26 Jul 01	150	0				0.00	A	A2	12 Sep 01	150	0					0.00	HB	12	26 Jul 01	167	0				0.00	C	C2	12 Sep 01	150	0					0.00	LMR	45	26 Jul 01	150	0				0.00	MS	ME1	12 Sep 01	169	0					0.00	LMR	46	26 Jul 01	150	0				0.00	MI	MK1	12 Sep 01	150	0					0.00	LMR	47	26 Jul 01	150	0				0.00	H	H1	17 Sep 01	168	9					59.77																																																																																																																																																																																																																																																																																																																																																																																																																																																																																																																																																																																																																																																																																																																																																																																																																														
U	61	14 Sep 00	198	0				0.00	MR	4	27 Aug 01	150	0					0.00	MD	36	18 Sep 00	233	0				0.00	U	62	27 Aug 01	150	0					0.00	ST	37	18 Sep 00	177	0				0.00	GB	64	27 Aug 01	196	0					0.00	TB	57	18 Sep 00	150	0				0.00	U	23	28 Aug 01	150	1					7.42	TB	58	18 Sep 00	199	0				0.00	RB	70	28 Aug 01	170	0					0.00	U	15	19 Sep 00	150	0				0.00	MR	7	29 Aug 01	150	0					0.00	U	17	19 Sep 00	150	0				0.00	U	21	29 Aug 01	150	0					0.00	U	18	19 Sep 00	150	0				0.00	SB	NS1	29 Aug 01	204	0					0.00	U	60	19 Sep 00	153	1				7.29	M	M12	30 Aug 01	128	0	1	0	0		1.01	CB	9	20 Sep 00	212	0				0.00	M	M1	4 Sep 01	150	0					0.00	CB	56	20 Sep 00	152	0				0.00	M	M2	4 Sep 01	150	0					0.00	U	62	20 Sep 00	105	0				0.00	M	M3	4 Sep 01	150	0					0.00	GB	64	20 Sep 00	202	0				0.00	M	M10	5 Sep 01	150	0					0.00	MR	7	21 Sep 00	150	0				0.00	M	M11	5 Sep 01	150	0					0.00	U	21	21 Sep 00	150	0				0.00	M	M4	5 Sep 01	150	0					0.00	K	77	25 Sep 00	154	0				0.00	M	M5	5 Sep 01	150	0					0.00	MB	78	25 Sep 00	93	0				0.00	M	M6	5 Sep 01	150	1					7.42	BB	79	25 Sep 00	127	0				0.00	M	M7	5 Sep 01	150	1					7.42	U	65	27 Sep 00	150	0				0.00	M	M8	5 Sep 01	150	0					0.00	K	81	16 Jul 01	150	0				0.00	M	M9	5 Sep 01	150	0					0.00	ST	37	24 Jul 01	140	0				0.00	M	M13	6 Sep 01	150	0					0.00	K	42	24 Jul 01	123	0	0	0	0	0.00	M	M14	6 Sep 01	150	0					0.00	K	80	24 Jul 01	150	0				0.00	M	M15	6 Sep 01	150	0					0.00	UB	82	24 Jul 01	150	0				0.00	M	M16	6 Sep 01	150	0					0.00	FB	32	25 Jul 01	150	0				0.00	M	M19	6 Sep 01	150	0					0.00	FB	33	25 Jul 01	150	0				0.00	M	M32	6 Sep 01	150	0					0.00	G	53	25 Jul 01	100	0	0	0	0	0.00	A	A1	10 Sep 01	150	0					0.00	G	55	25 Jul 01	183	0				0.00	C	C1	11 Sep 01	150	0					0.00	HB	11	26 Jul 01	150	0				0.00	A	A2	12 Sep 01	150	0					0.00	HB	12	26 Jul 01	167	0				0.00	C	C2	12 Sep 01	150	0					0.00	LMR	45	26 Jul 01	150	0				0.00	MS	ME1	12 Sep 01	169	0					0.00	LMR	46	26 Jul 01	150	0				0.00	MI	MK1	12 Sep 01	150	0					0.00	LMR	47	26 Jul 01	150	0				0.00	H	H1	17 Sep 01	168	9					59.77																																																																																																																																																																																																																																																																																																																																																																																																																																																																																																																																																																																																																																																																																																																																																																																																																																																	
MD	36	18 Sep 00	233	0				0.00	U	62	27 Aug 01	150	0					0.00	ST	37	18 Sep 00	177	0				0.00	GB	64	27 Aug 01	196	0					0.00	TB	57	18 Sep 00	150	0				0.00	U	23	28 Aug 01	150	1					7.42	TB	58	18 Sep 00	199	0				0.00	RB	70	28 Aug 01	170	0					0.00	U	15	19 Sep 00	150	0				0.00	MR	7	29 Aug 01	150	0					0.00	U	17	19 Sep 00	150	0				0.00	U	21	29 Aug 01	150	0					0.00	U	18	19 Sep 00	150	0				0.00	SB	NS1	29 Aug 01	204	0					0.00	U	60	19 Sep 00	153	1				7.29	M	M12	30 Aug 01	128	0	1	0	0		1.01	CB	9	20 Sep 00	212	0				0.00	M	M1	4 Sep 01	150	0					0.00	CB	56	20 Sep 00	152	0				0.00	M	M2	4 Sep 01	150	0					0.00	U	62	20 Sep 00	105	0				0.00	M	M3	4 Sep 01	150	0					0.00	GB	64	20 Sep 00	202	0				0.00	M	M10	5 Sep 01	150	0					0.00	MR	7	21 Sep 00	150	0				0.00	M	M11	5 Sep 01	150	0					0.00	U	21	21 Sep 00	150	0				0.00	M	M4	5 Sep 01	150	0					0.00	K	77	25 Sep 00	154	0				0.00	M	M5	5 Sep 01	150	0					0.00	MB	78	25 Sep 00	93	0				0.00	M	M6	5 Sep 01	150	1					7.42	BB	79	25 Sep 00	127	0				0.00	M	M7	5 Sep 01	150	1					7.42	U	65	27 Sep 00	150	0				0.00	M	M8	5 Sep 01	150	0					0.00	K	81	16 Jul 01	150	0				0.00	M	M9	5 Sep 01	150	0					0.00	ST	37	24 Jul 01	140	0				0.00	M	M13	6 Sep 01	150	0					0.00	K	42	24 Jul 01	123	0	0	0	0	0.00	M	M14	6 Sep 01	150	0					0.00	K	80	24 Jul 01	150	0				0.00	M	M15	6 Sep 01	150	0					0.00	UB	82	24 Jul 01	150	0				0.00	M	M16	6 Sep 01	150	0					0.00	FB	32	25 Jul 01	150	0				0.00	M	M19	6 Sep 01	150	0					0.00	FB	33	25 Jul 01	150	0				0.00	M	M32	6 Sep 01	150	0					0.00	G	53	25 Jul 01	100	0	0	0	0	0.00	A	A1	10 Sep 01	150	0					0.00	G	55	25 Jul 01	183	0				0.00	C	C1	11 Sep 01	150	0					0.00	HB	11	26 Jul 01	150	0				0.00	A	A2	12 Sep 01	150	0					0.00	HB	12	26 Jul 01	167	0				0.00	C	C2	12 Sep 01	150	0					0.00	LMR	45	26 Jul 01	150	0				0.00	MS	ME1	12 Sep 01	169	0					0.00	LMR	46	26 Jul 01	150	0				0.00	MI	MK1	12 Sep 01	150	0					0.00	LMR	47	26 Jul 01	150	0				0.00	H	H1	17 Sep 01	168	9					59.77																																																																																																																																																																																																																																																																																																																																																																																																																																																																																																																																																																																																																																																																																																																																																																																																																																																																				
ST	37	18 Sep 00	177	0				0.00	GB	64	27 Aug 01	196	0					0.00	TB	57	18 Sep 00	150	0				0.00	U	23	28 Aug 01	150	1					7.42	TB	58	18 Sep 00	199	0				0.00	RB	70	28 Aug 01	170	0					0.00	U	15	19 Sep 00	150	0				0.00	MR	7	29 Aug 01	150	0					0.00	U	17	19 Sep 00	150	0				0.00	U	21	29 Aug 01	150	0					0.00	U	18	19 Sep 00	150	0				0.00	SB	NS1	29 Aug 01	204	0					0.00	U	60	19 Sep 00	153	1				7.29	M	M12	30 Aug 01	128	0	1	0	0		1.01	CB	9	20 Sep 00	212	0				0.00	M	M1	4 Sep 01	150	0					0.00	CB	56	20 Sep 00	152	0				0.00	M	M2	4 Sep 01	150	0					0.00	U	62	20 Sep 00	105	0				0.00	M	M3	4 Sep 01	150	0					0.00	GB	64	20 Sep 00	202	0				0.00	M	M10	5 Sep 01	150	0					0.00	MR	7	21 Sep 00	150	0				0.00	M	M11	5 Sep 01	150	0					0.00	U	21	21 Sep 00	150	0				0.00	M	M4	5 Sep 01	150	0					0.00	K	77	25 Sep 00	154	0				0.00	M	M5	5 Sep 01	150	0					0.00	MB	78	25 Sep 00	93	0				0.00	M	M6	5 Sep 01	150	1					7.42	BB	79	25 Sep 00	127	0				0.00	M	M7	5 Sep 01	150	1					7.42	U	65	27 Sep 00	150	0				0.00	M	M8	5 Sep 01	150	0					0.00	K	81	16 Jul 01	150	0				0.00	M	M9	5 Sep 01	150	0					0.00	ST	37	24 Jul 01	140	0				0.00	M	M13	6 Sep 01	150	0					0.00	K	42	24 Jul 01	123	0	0	0	0	0.00	M	M14	6 Sep 01	150	0					0.00	K	80	24 Jul 01	150	0				0.00	M	M15	6 Sep 01	150	0					0.00	UB	82	24 Jul 01	150	0				0.00	M	M16	6 Sep 01	150	0					0.00	FB	32	25 Jul 01	150	0				0.00	M	M19	6 Sep 01	150	0					0.00	FB	33	25 Jul 01	150	0				0.00	M	M32	6 Sep 01	150	0					0.00	G	53	25 Jul 01	100	0	0	0	0	0.00	A	A1	10 Sep 01	150	0					0.00	G	55	25 Jul 01	183	0				0.00	C	C1	11 Sep 01	150	0					0.00	HB	11	26 Jul 01	150	0				0.00	A	A2	12 Sep 01	150	0					0.00	HB	12	26 Jul 01	167	0				0.00	C	C2	12 Sep 01	150	0					0.00	LMR	45	26 Jul 01	150	0				0.00	MS	ME1	12 Sep 01	169	0					0.00	LMR	46	26 Jul 01	150	0				0.00	MI	MK1	12 Sep 01	150	0					0.00	LMR	47	26 Jul 01	150	0				0.00	H	H1	17 Sep 01	168	9					59.77																																																																																																																																																																																																																																																																																																																																																																																																																																																																																																																																																																																																																																																																																																																																																																																																																																																																																							
TB	57	18 Sep 00	150	0				0.00	U	23	28 Aug 01	150	1					7.42	TB	58	18 Sep 00	199	0				0.00	RB	70	28 Aug 01	170	0					0.00	U	15	19 Sep 00	150	0				0.00	MR	7	29 Aug 01	150	0					0.00	U	17	19 Sep 00	150	0				0.00	U	21	29 Aug 01	150	0					0.00	U	18	19 Sep 00	150	0				0.00	SB	NS1	29 Aug 01	204	0					0.00	U	60	19 Sep 00	153	1				7.29	M	M12	30 Aug 01	128	0	1	0	0		1.01	CB	9	20 Sep 00	212	0				0.00	M	M1	4 Sep 01	150	0					0.00	CB	56	20 Sep 00	152	0				0.00	M	M2	4 Sep 01	150	0					0.00	U	62	20 Sep 00	105	0				0.00	M	M3	4 Sep 01	150	0					0.00	GB	64	20 Sep 00	202	0				0.00	M	M10	5 Sep 01	150	0					0.00	MR	7	21 Sep 00	150	0				0.00	M	M11	5 Sep 01	150	0					0.00	U	21	21 Sep 00	150	0				0.00	M	M4	5 Sep 01	150	0					0.00	K	77	25 Sep 00	154	0				0.00	M	M5	5 Sep 01	150	0					0.00	MB	78	25 Sep 00	93	0				0.00	M	M6	5 Sep 01	150	1					7.42	BB	79	25 Sep 00	127	0				0.00	M	M7	5 Sep 01	150	1					7.42	U	65	27 Sep 00	150	0				0.00	M	M8	5 Sep 01	150	0					0.00	K	81	16 Jul 01	150	0				0.00	M	M9	5 Sep 01	150	0					0.00	ST	37	24 Jul 01	140	0				0.00	M	M13	6 Sep 01	150	0					0.00	K	42	24 Jul 01	123	0	0	0	0	0.00	M	M14	6 Sep 01	150	0					0.00	K	80	24 Jul 01	150	0				0.00	M	M15	6 Sep 01	150	0					0.00	UB	82	24 Jul 01	150	0				0.00	M	M16	6 Sep 01	150	0					0.00	FB	32	25 Jul 01	150	0				0.00	M	M19	6 Sep 01	150	0					0.00	FB	33	25 Jul 01	150	0				0.00	M	M32	6 Sep 01	150	0					0.00	G	53	25 Jul 01	100	0	0	0	0	0.00	A	A1	10 Sep 01	150	0					0.00	G	55	25 Jul 01	183	0				0.00	C	C1	11 Sep 01	150	0					0.00	HB	11	26 Jul 01	150	0				0.00	A	A2	12 Sep 01	150	0					0.00	HB	12	26 Jul 01	167	0				0.00	C	C2	12 Sep 01	150	0					0.00	LMR	45	26 Jul 01	150	0				0.00	MS	ME1	12 Sep 01	169	0					0.00	LMR	46	26 Jul 01	150	0				0.00	MI	MK1	12 Sep 01	150	0					0.00	LMR	47	26 Jul 01	150	0				0.00	H	H1	17 Sep 01	168	9					59.77																																																																																																																																																																																																																																																																																																																																																																																																																																																																																																																																																																																																																																																																																																																																																																																																																																																																																																										
TB	58	18 Sep 00	199	0				0.00	RB	70	28 Aug 01	170	0					0.00	U	15	19 Sep 00	150	0				0.00	MR	7	29 Aug 01	150	0					0.00	U	17	19 Sep 00	150	0				0.00	U	21	29 Aug 01	150	0					0.00	U	18	19 Sep 00	150	0				0.00	SB	NS1	29 Aug 01	204	0					0.00	U	60	19 Sep 00	153	1				7.29	M	M12	30 Aug 01	128	0	1	0	0		1.01	CB	9	20 Sep 00	212	0				0.00	M	M1	4 Sep 01	150	0					0.00	CB	56	20 Sep 00	152	0				0.00	M	M2	4 Sep 01	150	0					0.00	U	62	20 Sep 00	105	0				0.00	M	M3	4 Sep 01	150	0					0.00	GB	64	20 Sep 00	202	0				0.00	M	M10	5 Sep 01	150	0					0.00	MR	7	21 Sep 00	150	0				0.00	M	M11	5 Sep 01	150	0					0.00	U	21	21 Sep 00	150	0				0.00	M	M4	5 Sep 01	150	0					0.00	K	77	25 Sep 00	154	0				0.00	M	M5	5 Sep 01	150	0					0.00	MB	78	25 Sep 00	93	0				0.00	M	M6	5 Sep 01	150	1					7.42	BB	79	25 Sep 00	127	0				0.00	M	M7	5 Sep 01	150	1					7.42	U	65	27 Sep 00	150	0				0.00	M	M8	5 Sep 01	150	0					0.00	K	81	16 Jul 01	150	0				0.00	M	M9	5 Sep 01	150	0					0.00	ST	37	24 Jul 01	140	0				0.00	M	M13	6 Sep 01	150	0					0.00	K	42	24 Jul 01	123	0	0	0	0	0.00	M	M14	6 Sep 01	150	0					0.00	K	80	24 Jul 01	150	0				0.00	M	M15	6 Sep 01	150	0					0.00	UB	82	24 Jul 01	150	0				0.00	M	M16	6 Sep 01	150	0					0.00	FB	32	25 Jul 01	150	0				0.00	M	M19	6 Sep 01	150	0					0.00	FB	33	25 Jul 01	150	0				0.00	M	M32	6 Sep 01	150	0					0.00	G	53	25 Jul 01	100	0	0	0	0	0.00	A	A1	10 Sep 01	150	0					0.00	G	55	25 Jul 01	183	0				0.00	C	C1	11 Sep 01	150	0					0.00	HB	11	26 Jul 01	150	0				0.00	A	A2	12 Sep 01	150	0					0.00	HB	12	26 Jul 01	167	0				0.00	C	C2	12 Sep 01	150	0					0.00	LMR	45	26 Jul 01	150	0				0.00	MS	ME1	12 Sep 01	169	0					0.00	LMR	46	26 Jul 01	150	0				0.00	MI	MK1	12 Sep 01	150	0					0.00	LMR	47	26 Jul 01	150	0				0.00	H	H1	17 Sep 01	168	9					59.77																																																																																																																																																																																																																																																																																																																																																																																																																																																																																																																																																																																																																																																																																																																																																																																																																																																																																																																													
U	15	19 Sep 00	150	0				0.00	MR	7	29 Aug 01	150	0					0.00	U	17	19 Sep 00	150	0				0.00	U	21	29 Aug 01	150	0					0.00	U	18	19 Sep 00	150	0				0.00	SB	NS1	29 Aug 01	204	0					0.00	U	60	19 Sep 00	153	1				7.29	M	M12	30 Aug 01	128	0	1	0	0		1.01	CB	9	20 Sep 00	212	0				0.00	M	M1	4 Sep 01	150	0					0.00	CB	56	20 Sep 00	152	0				0.00	M	M2	4 Sep 01	150	0					0.00	U	62	20 Sep 00	105	0				0.00	M	M3	4 Sep 01	150	0					0.00	GB	64	20 Sep 00	202	0				0.00	M	M10	5 Sep 01	150	0					0.00	MR	7	21 Sep 00	150	0				0.00	M	M11	5 Sep 01	150	0					0.00	U	21	21 Sep 00	150	0				0.00	M	M4	5 Sep 01	150	0					0.00	K	77	25 Sep 00	154	0				0.00	M	M5	5 Sep 01	150	0					0.00	MB	78	25 Sep 00	93	0				0.00	M	M6	5 Sep 01	150	1					7.42	BB	79	25 Sep 00	127	0				0.00	M	M7	5 Sep 01	150	1					7.42	U	65	27 Sep 00	150	0				0.00	M	M8	5 Sep 01	150	0					0.00	K	81	16 Jul 01	150	0				0.00	M	M9	5 Sep 01	150	0					0.00	ST	37	24 Jul 01	140	0				0.00	M	M13	6 Sep 01	150	0					0.00	K	42	24 Jul 01	123	0	0	0	0	0.00	M	M14	6 Sep 01	150	0					0.00	K	80	24 Jul 01	150	0				0.00	M	M15	6 Sep 01	150	0					0.00	UB	82	24 Jul 01	150	0				0.00	M	M16	6 Sep 01	150	0					0.00	FB	32	25 Jul 01	150	0				0.00	M	M19	6 Sep 01	150	0					0.00	FB	33	25 Jul 01	150	0				0.00	M	M32	6 Sep 01	150	0					0.00	G	53	25 Jul 01	100	0	0	0	0	0.00	A	A1	10 Sep 01	150	0					0.00	G	55	25 Jul 01	183	0				0.00	C	C1	11 Sep 01	150	0					0.00	HB	11	26 Jul 01	150	0				0.00	A	A2	12 Sep 01	150	0					0.00	HB	12	26 Jul 01	167	0				0.00	C	C2	12 Sep 01	150	0					0.00	LMR	45	26 Jul 01	150	0				0.00	MS	ME1	12 Sep 01	169	0					0.00	LMR	46	26 Jul 01	150	0				0.00	MI	MK1	12 Sep 01	150	0					0.00	LMR	47	26 Jul 01	150	0				0.00	H	H1	17 Sep 01	168	9					59.77																																																																																																																																																																																																																																																																																																																																																																																																																																																																																																																																																																																																																																																																																																																																																																																																																																																																																																																																																
U	17	19 Sep 00	150	0				0.00	U	21	29 Aug 01	150	0					0.00	U	18	19 Sep 00	150	0				0.00	SB	NS1	29 Aug 01	204	0					0.00	U	60	19 Sep 00	153	1				7.29	M	M12	30 Aug 01	128	0	1	0	0		1.01	CB	9	20 Sep 00	212	0				0.00	M	M1	4 Sep 01	150	0					0.00	CB	56	20 Sep 00	152	0				0.00	M	M2	4 Sep 01	150	0					0.00	U	62	20 Sep 00	105	0				0.00	M	M3	4 Sep 01	150	0					0.00	GB	64	20 Sep 00	202	0				0.00	M	M10	5 Sep 01	150	0					0.00	MR	7	21 Sep 00	150	0				0.00	M	M11	5 Sep 01	150	0					0.00	U	21	21 Sep 00	150	0				0.00	M	M4	5 Sep 01	150	0					0.00	K	77	25 Sep 00	154	0				0.00	M	M5	5 Sep 01	150	0					0.00	MB	78	25 Sep 00	93	0				0.00	M	M6	5 Sep 01	150	1					7.42	BB	79	25 Sep 00	127	0				0.00	M	M7	5 Sep 01	150	1					7.42	U	65	27 Sep 00	150	0				0.00	M	M8	5 Sep 01	150	0					0.00	K	81	16 Jul 01	150	0				0.00	M	M9	5 Sep 01	150	0					0.00	ST	37	24 Jul 01	140	0				0.00	M	M13	6 Sep 01	150	0					0.00	K	42	24 Jul 01	123	0	0	0	0	0.00	M	M14	6 Sep 01	150	0					0.00	K	80	24 Jul 01	150	0				0.00	M	M15	6 Sep 01	150	0					0.00	UB	82	24 Jul 01	150	0				0.00	M	M16	6 Sep 01	150	0					0.00	FB	32	25 Jul 01	150	0				0.00	M	M19	6 Sep 01	150	0					0.00	FB	33	25 Jul 01	150	0				0.00	M	M32	6 Sep 01	150	0					0.00	G	53	25 Jul 01	100	0	0	0	0	0.00	A	A1	10 Sep 01	150	0					0.00	G	55	25 Jul 01	183	0				0.00	C	C1	11 Sep 01	150	0					0.00	HB	11	26 Jul 01	150	0				0.00	A	A2	12 Sep 01	150	0					0.00	HB	12	26 Jul 01	167	0				0.00	C	C2	12 Sep 01	150	0					0.00	LMR	45	26 Jul 01	150	0				0.00	MS	ME1	12 Sep 01	169	0					0.00	LMR	46	26 Jul 01	150	0				0.00	MI	MK1	12 Sep 01	150	0					0.00	LMR	47	26 Jul 01	150	0				0.00	H	H1	17 Sep 01	168	9					59.77																																																																																																																																																																																																																																																																																																																																																																																																																																																																																																																																																																																																																																																																																																																																																																																																																																																																																																																																																																			
U	18	19 Sep 00	150	0				0.00	SB	NS1	29 Aug 01	204	0					0.00	U	60	19 Sep 00	153	1				7.29	M	M12	30 Aug 01	128	0	1	0	0		1.01	CB	9	20 Sep 00	212	0				0.00	M	M1	4 Sep 01	150	0					0.00	CB	56	20 Sep 00	152	0				0.00	M	M2	4 Sep 01	150	0					0.00	U	62	20 Sep 00	105	0				0.00	M	M3	4 Sep 01	150	0					0.00	GB	64	20 Sep 00	202	0				0.00	M	M10	5 Sep 01	150	0					0.00	MR	7	21 Sep 00	150	0				0.00	M	M11	5 Sep 01	150	0					0.00	U	21	21 Sep 00	150	0				0.00	M	M4	5 Sep 01	150	0					0.00	K	77	25 Sep 00	154	0				0.00	M	M5	5 Sep 01	150	0					0.00	MB	78	25 Sep 00	93	0				0.00	M	M6	5 Sep 01	150	1					7.42	BB	79	25 Sep 00	127	0				0.00	M	M7	5 Sep 01	150	1					7.42	U	65	27 Sep 00	150	0				0.00	M	M8	5 Sep 01	150	0					0.00	K	81	16 Jul 01	150	0				0.00	M	M9	5 Sep 01	150	0					0.00	ST	37	24 Jul 01	140	0				0.00	M	M13	6 Sep 01	150	0					0.00	K	42	24 Jul 01	123	0	0	0	0	0.00	M	M14	6 Sep 01	150	0					0.00	K	80	24 Jul 01	150	0				0.00	M	M15	6 Sep 01	150	0					0.00	UB	82	24 Jul 01	150	0				0.00	M	M16	6 Sep 01	150	0					0.00	FB	32	25 Jul 01	150	0				0.00	M	M19	6 Sep 01	150	0					0.00	FB	33	25 Jul 01	150	0				0.00	M	M32	6 Sep 01	150	0					0.00	G	53	25 Jul 01	100	0	0	0	0	0.00	A	A1	10 Sep 01	150	0					0.00	G	55	25 Jul 01	183	0				0.00	C	C1	11 Sep 01	150	0					0.00	HB	11	26 Jul 01	150	0				0.00	A	A2	12 Sep 01	150	0					0.00	HB	12	26 Jul 01	167	0				0.00	C	C2	12 Sep 01	150	0					0.00	LMR	45	26 Jul 01	150	0				0.00	MS	ME1	12 Sep 01	169	0					0.00	LMR	46	26 Jul 01	150	0				0.00	MI	MK1	12 Sep 01	150	0					0.00	LMR	47	26 Jul 01	150	0				0.00	H	H1	17 Sep 01	168	9					59.77																																																																																																																																																																																																																																																																																																																																																																																																																																																																																																																																																																																																																																																																																																																																																																																																																																																																																																																																																																																						
U	60	19 Sep 00	153	1				7.29	M	M12	30 Aug 01	128	0	1	0	0		1.01	CB	9	20 Sep 00	212	0				0.00	M	M1	4 Sep 01	150	0					0.00	CB	56	20 Sep 00	152	0				0.00	M	M2	4 Sep 01	150	0					0.00	U	62	20 Sep 00	105	0				0.00	M	M3	4 Sep 01	150	0					0.00	GB	64	20 Sep 00	202	0				0.00	M	M10	5 Sep 01	150	0					0.00	MR	7	21 Sep 00	150	0				0.00	M	M11	5 Sep 01	150	0					0.00	U	21	21 Sep 00	150	0				0.00	M	M4	5 Sep 01	150	0					0.00	K	77	25 Sep 00	154	0				0.00	M	M5	5 Sep 01	150	0					0.00	MB	78	25 Sep 00	93	0				0.00	M	M6	5 Sep 01	150	1					7.42	BB	79	25 Sep 00	127	0				0.00	M	M7	5 Sep 01	150	1					7.42	U	65	27 Sep 00	150	0				0.00	M	M8	5 Sep 01	150	0					0.00	K	81	16 Jul 01	150	0				0.00	M	M9	5 Sep 01	150	0					0.00	ST	37	24 Jul 01	140	0				0.00	M	M13	6 Sep 01	150	0					0.00	K	42	24 Jul 01	123	0	0	0	0	0.00	M	M14	6 Sep 01	150	0					0.00	K	80	24 Jul 01	150	0				0.00	M	M15	6 Sep 01	150	0					0.00	UB	82	24 Jul 01	150	0				0.00	M	M16	6 Sep 01	150	0					0.00	FB	32	25 Jul 01	150	0				0.00	M	M19	6 Sep 01	150	0					0.00	FB	33	25 Jul 01	150	0				0.00	M	M32	6 Sep 01	150	0					0.00	G	53	25 Jul 01	100	0	0	0	0	0.00	A	A1	10 Sep 01	150	0					0.00	G	55	25 Jul 01	183	0				0.00	C	C1	11 Sep 01	150	0					0.00	HB	11	26 Jul 01	150	0				0.00	A	A2	12 Sep 01	150	0					0.00	HB	12	26 Jul 01	167	0				0.00	C	C2	12 Sep 01	150	0					0.00	LMR	45	26 Jul 01	150	0				0.00	MS	ME1	12 Sep 01	169	0					0.00	LMR	46	26 Jul 01	150	0				0.00	MI	MK1	12 Sep 01	150	0					0.00	LMR	47	26 Jul 01	150	0				0.00	H	H1	17 Sep 01	168	9					59.77																																																																																																																																																																																																																																																																																																																																																																																																																																																																																																																																																																																																																																																																																																																																																																																																																																																																																																																																																																																																									
CB	9	20 Sep 00	212	0				0.00	M	M1	4 Sep 01	150	0					0.00	CB	56	20 Sep 00	152	0				0.00	M	M2	4 Sep 01	150	0					0.00	U	62	20 Sep 00	105	0				0.00	M	M3	4 Sep 01	150	0					0.00	GB	64	20 Sep 00	202	0				0.00	M	M10	5 Sep 01	150	0					0.00	MR	7	21 Sep 00	150	0				0.00	M	M11	5 Sep 01	150	0					0.00	U	21	21 Sep 00	150	0				0.00	M	M4	5 Sep 01	150	0					0.00	K	77	25 Sep 00	154	0				0.00	M	M5	5 Sep 01	150	0					0.00	MB	78	25 Sep 00	93	0				0.00	M	M6	5 Sep 01	150	1					7.42	BB	79	25 Sep 00	127	0				0.00	M	M7	5 Sep 01	150	1					7.42	U	65	27 Sep 00	150	0				0.00	M	M8	5 Sep 01	150	0					0.00	K	81	16 Jul 01	150	0				0.00	M	M9	5 Sep 01	150	0					0.00	ST	37	24 Jul 01	140	0				0.00	M	M13	6 Sep 01	150	0					0.00	K	42	24 Jul 01	123	0	0	0	0	0.00	M	M14	6 Sep 01	150	0					0.00	K	80	24 Jul 01	150	0				0.00	M	M15	6 Sep 01	150	0					0.00	UB	82	24 Jul 01	150	0				0.00	M	M16	6 Sep 01	150	0					0.00	FB	32	25 Jul 01	150	0				0.00	M	M19	6 Sep 01	150	0					0.00	FB	33	25 Jul 01	150	0				0.00	M	M32	6 Sep 01	150	0					0.00	G	53	25 Jul 01	100	0	0	0	0	0.00	A	A1	10 Sep 01	150	0					0.00	G	55	25 Jul 01	183	0				0.00	C	C1	11 Sep 01	150	0					0.00	HB	11	26 Jul 01	150	0				0.00	A	A2	12 Sep 01	150	0					0.00	HB	12	26 Jul 01	167	0				0.00	C	C2	12 Sep 01	150	0					0.00	LMR	45	26 Jul 01	150	0				0.00	MS	ME1	12 Sep 01	169	0					0.00	LMR	46	26 Jul 01	150	0				0.00	MI	MK1	12 Sep 01	150	0					0.00	LMR	47	26 Jul 01	150	0				0.00	H	H1	17 Sep 01	168	9					59.77																																																																																																																																																																																																																																																																																																																																																																																																																																																																																																																																																																																																																																																																																																																																																																																																																																																																																																																																																																																																																												
CB	56	20 Sep 00	152	0				0.00	M	M2	4 Sep 01	150	0					0.00	U	62	20 Sep 00	105	0				0.00	M	M3	4 Sep 01	150	0					0.00	GB	64	20 Sep 00	202	0				0.00	M	M10	5 Sep 01	150	0					0.00	MR	7	21 Sep 00	150	0				0.00	M	M11	5 Sep 01	150	0					0.00	U	21	21 Sep 00	150	0				0.00	M	M4	5 Sep 01	150	0					0.00	K	77	25 Sep 00	154	0				0.00	M	M5	5 Sep 01	150	0					0.00	MB	78	25 Sep 00	93	0				0.00	M	M6	5 Sep 01	150	1					7.42	BB	79	25 Sep 00	127	0				0.00	M	M7	5 Sep 01	150	1					7.42	U	65	27 Sep 00	150	0				0.00	M	M8	5 Sep 01	150	0					0.00	K	81	16 Jul 01	150	0				0.00	M	M9	5 Sep 01	150	0					0.00	ST	37	24 Jul 01	140	0				0.00	M	M13	6 Sep 01	150	0					0.00	K	42	24 Jul 01	123	0	0	0	0	0.00	M	M14	6 Sep 01	150	0					0.00	K	80	24 Jul 01	150	0				0.00	M	M15	6 Sep 01	150	0					0.00	UB	82	24 Jul 01	150	0				0.00	M	M16	6 Sep 01	150	0					0.00	FB	32	25 Jul 01	150	0				0.00	M	M19	6 Sep 01	150	0					0.00	FB	33	25 Jul 01	150	0				0.00	M	M32	6 Sep 01	150	0					0.00	G	53	25 Jul 01	100	0	0	0	0	0.00	A	A1	10 Sep 01	150	0					0.00	G	55	25 Jul 01	183	0				0.00	C	C1	11 Sep 01	150	0					0.00	HB	11	26 Jul 01	150	0				0.00	A	A2	12 Sep 01	150	0					0.00	HB	12	26 Jul 01	167	0				0.00	C	C2	12 Sep 01	150	0					0.00	LMR	45	26 Jul 01	150	0				0.00	MS	ME1	12 Sep 01	169	0					0.00	LMR	46	26 Jul 01	150	0				0.00	MI	MK1	12 Sep 01	150	0					0.00	LMR	47	26 Jul 01	150	0				0.00	H	H1	17 Sep 01	168	9					59.77																																																																																																																																																																																																																																																																																																																																																																																																																																																																																																																																																																																																																																																																																																																																																																																																																																																																																																																																																																																																																																															
U	62	20 Sep 00	105	0				0.00	M	M3	4 Sep 01	150	0					0.00	GB	64	20 Sep 00	202	0				0.00	M	M10	5 Sep 01	150	0					0.00	MR	7	21 Sep 00	150	0				0.00	M	M11	5 Sep 01	150	0					0.00	U	21	21 Sep 00	150	0				0.00	M	M4	5 Sep 01	150	0					0.00	K	77	25 Sep 00	154	0				0.00	M	M5	5 Sep 01	150	0					0.00	MB	78	25 Sep 00	93	0				0.00	M	M6	5 Sep 01	150	1					7.42	BB	79	25 Sep 00	127	0				0.00	M	M7	5 Sep 01	150	1					7.42	U	65	27 Sep 00	150	0				0.00	M	M8	5 Sep 01	150	0					0.00	K	81	16 Jul 01	150	0				0.00	M	M9	5 Sep 01	150	0					0.00	ST	37	24 Jul 01	140	0				0.00	M	M13	6 Sep 01	150	0					0.00	K	42	24 Jul 01	123	0	0	0	0	0.00	M	M14	6 Sep 01	150	0					0.00	K	80	24 Jul 01	150	0				0.00	M	M15	6 Sep 01	150	0					0.00	UB	82	24 Jul 01	150	0				0.00	M	M16	6 Sep 01	150	0					0.00	FB	32	25 Jul 01	150	0				0.00	M	M19	6 Sep 01	150	0					0.00	FB	33	25 Jul 01	150	0				0.00	M	M32	6 Sep 01	150	0					0.00	G	53	25 Jul 01	100	0	0	0	0	0.00	A	A1	10 Sep 01	150	0					0.00	G	55	25 Jul 01	183	0				0.00	C	C1	11 Sep 01	150	0					0.00	HB	11	26 Jul 01	150	0				0.00	A	A2	12 Sep 01	150	0					0.00	HB	12	26 Jul 01	167	0				0.00	C	C2	12 Sep 01	150	0					0.00	LMR	45	26 Jul 01	150	0				0.00	MS	ME1	12 Sep 01	169	0					0.00	LMR	46	26 Jul 01	150	0				0.00	MI	MK1	12 Sep 01	150	0					0.00	LMR	47	26 Jul 01	150	0				0.00	H	H1	17 Sep 01	168	9					59.77																																																																																																																																																																																																																																																																																																																																																																																																																																																																																																																																																																																																																																																																																																																																																																																																																																																																																																																																																																																																																																																																		
GB	64	20 Sep 00	202	0				0.00	M	M10	5 Sep 01	150	0					0.00	MR	7	21 Sep 00	150	0				0.00	M	M11	5 Sep 01	150	0					0.00	U	21	21 Sep 00	150	0				0.00	M	M4	5 Sep 01	150	0					0.00	K	77	25 Sep 00	154	0				0.00	M	M5	5 Sep 01	150	0					0.00	MB	78	25 Sep 00	93	0				0.00	M	M6	5 Sep 01	150	1					7.42	BB	79	25 Sep 00	127	0				0.00	M	M7	5 Sep 01	150	1					7.42	U	65	27 Sep 00	150	0				0.00	M	M8	5 Sep 01	150	0					0.00	K	81	16 Jul 01	150	0				0.00	M	M9	5 Sep 01	150	0					0.00	ST	37	24 Jul 01	140	0				0.00	M	M13	6 Sep 01	150	0					0.00	K	42	24 Jul 01	123	0	0	0	0	0.00	M	M14	6 Sep 01	150	0					0.00	K	80	24 Jul 01	150	0				0.00	M	M15	6 Sep 01	150	0					0.00	UB	82	24 Jul 01	150	0				0.00	M	M16	6 Sep 01	150	0					0.00	FB	32	25 Jul 01	150	0				0.00	M	M19	6 Sep 01	150	0					0.00	FB	33	25 Jul 01	150	0				0.00	M	M32	6 Sep 01	150	0					0.00	G	53	25 Jul 01	100	0	0	0	0	0.00	A	A1	10 Sep 01	150	0					0.00	G	55	25 Jul 01	183	0				0.00	C	C1	11 Sep 01	150	0					0.00	HB	11	26 Jul 01	150	0				0.00	A	A2	12 Sep 01	150	0					0.00	HB	12	26 Jul 01	167	0				0.00	C	C2	12 Sep 01	150	0					0.00	LMR	45	26 Jul 01	150	0				0.00	MS	ME1	12 Sep 01	169	0					0.00	LMR	46	26 Jul 01	150	0				0.00	MI	MK1	12 Sep 01	150	0					0.00	LMR	47	26 Jul 01	150	0				0.00	H	H1	17 Sep 01	168	9					59.77																																																																																																																																																																																																																																																																																																																																																																																																																																																																																																																																																																																																																																																																																																																																																																																																																																																																																																																																																																																																																																																																																					
MR	7	21 Sep 00	150	0				0.00	M	M11	5 Sep 01	150	0					0.00	U	21	21 Sep 00	150	0				0.00	M	M4	5 Sep 01	150	0					0.00	K	77	25 Sep 00	154	0				0.00	M	M5	5 Sep 01	150	0					0.00	MB	78	25 Sep 00	93	0				0.00	M	M6	5 Sep 01	150	1					7.42	BB	79	25 Sep 00	127	0				0.00	M	M7	5 Sep 01	150	1					7.42	U	65	27 Sep 00	150	0				0.00	M	M8	5 Sep 01	150	0					0.00	K	81	16 Jul 01	150	0				0.00	M	M9	5 Sep 01	150	0					0.00	ST	37	24 Jul 01	140	0				0.00	M	M13	6 Sep 01	150	0					0.00	K	42	24 Jul 01	123	0	0	0	0	0.00	M	M14	6 Sep 01	150	0					0.00	K	80	24 Jul 01	150	0				0.00	M	M15	6 Sep 01	150	0					0.00	UB	82	24 Jul 01	150	0				0.00	M	M16	6 Sep 01	150	0					0.00	FB	32	25 Jul 01	150	0				0.00	M	M19	6 Sep 01	150	0					0.00	FB	33	25 Jul 01	150	0				0.00	M	M32	6 Sep 01	150	0					0.00	G	53	25 Jul 01	100	0	0	0	0	0.00	A	A1	10 Sep 01	150	0					0.00	G	55	25 Jul 01	183	0				0.00	C	C1	11 Sep 01	150	0					0.00	HB	11	26 Jul 01	150	0				0.00	A	A2	12 Sep 01	150	0					0.00	HB	12	26 Jul 01	167	0				0.00	C	C2	12 Sep 01	150	0					0.00	LMR	45	26 Jul 01	150	0				0.00	MS	ME1	12 Sep 01	169	0					0.00	LMR	46	26 Jul 01	150	0				0.00	MI	MK1	12 Sep 01	150	0					0.00	LMR	47	26 Jul 01	150	0				0.00	H	H1	17 Sep 01	168	9					59.77																																																																																																																																																																																																																																																																																																																																																																																																																																																																																																																																																																																																																																																																																																																																																																																																																																																																																																																																																																																																																																																																																																								
U	21	21 Sep 00	150	0				0.00	M	M4	5 Sep 01	150	0					0.00	K	77	25 Sep 00	154	0				0.00	M	M5	5 Sep 01	150	0					0.00	MB	78	25 Sep 00	93	0				0.00	M	M6	5 Sep 01	150	1					7.42	BB	79	25 Sep 00	127	0				0.00	M	M7	5 Sep 01	150	1					7.42	U	65	27 Sep 00	150	0				0.00	M	M8	5 Sep 01	150	0					0.00	K	81	16 Jul 01	150	0				0.00	M	M9	5 Sep 01	150	0					0.00	ST	37	24 Jul 01	140	0				0.00	M	M13	6 Sep 01	150	0					0.00	K	42	24 Jul 01	123	0	0	0	0	0.00	M	M14	6 Sep 01	150	0					0.00	K	80	24 Jul 01	150	0				0.00	M	M15	6 Sep 01	150	0					0.00	UB	82	24 Jul 01	150	0				0.00	M	M16	6 Sep 01	150	0					0.00	FB	32	25 Jul 01	150	0				0.00	M	M19	6 Sep 01	150	0					0.00	FB	33	25 Jul 01	150	0				0.00	M	M32	6 Sep 01	150	0					0.00	G	53	25 Jul 01	100	0	0	0	0	0.00	A	A1	10 Sep 01	150	0					0.00	G	55	25 Jul 01	183	0				0.00	C	C1	11 Sep 01	150	0					0.00	HB	11	26 Jul 01	150	0				0.00	A	A2	12 Sep 01	150	0					0.00	HB	12	26 Jul 01	167	0				0.00	C	C2	12 Sep 01	150	0					0.00	LMR	45	26 Jul 01	150	0				0.00	MS	ME1	12 Sep 01	169	0					0.00	LMR	46	26 Jul 01	150	0				0.00	MI	MK1	12 Sep 01	150	0					0.00	LMR	47	26 Jul 01	150	0				0.00	H	H1	17 Sep 01	168	9					59.77																																																																																																																																																																																																																																																																																																																																																																																																																																																																																																																																																																																																																																																																																																																																																																																																																																																																																																																																																																																																																																																																																																																											
K	77	25 Sep 00	154	0				0.00	M	M5	5 Sep 01	150	0					0.00	MB	78	25 Sep 00	93	0				0.00	M	M6	5 Sep 01	150	1					7.42	BB	79	25 Sep 00	127	0				0.00	M	M7	5 Sep 01	150	1					7.42	U	65	27 Sep 00	150	0				0.00	M	M8	5 Sep 01	150	0					0.00	K	81	16 Jul 01	150	0				0.00	M	M9	5 Sep 01	150	0					0.00	ST	37	24 Jul 01	140	0				0.00	M	M13	6 Sep 01	150	0					0.00	K	42	24 Jul 01	123	0	0	0	0	0.00	M	M14	6 Sep 01	150	0					0.00	K	80	24 Jul 01	150	0				0.00	M	M15	6 Sep 01	150	0					0.00	UB	82	24 Jul 01	150	0				0.00	M	M16	6 Sep 01	150	0					0.00	FB	32	25 Jul 01	150	0				0.00	M	M19	6 Sep 01	150	0					0.00	FB	33	25 Jul 01	150	0				0.00	M	M32	6 Sep 01	150	0					0.00	G	53	25 Jul 01	100	0	0	0	0	0.00	A	A1	10 Sep 01	150	0					0.00	G	55	25 Jul 01	183	0				0.00	C	C1	11 Sep 01	150	0					0.00	HB	11	26 Jul 01	150	0				0.00	A	A2	12 Sep 01	150	0					0.00	HB	12	26 Jul 01	167	0				0.00	C	C2	12 Sep 01	150	0					0.00	LMR	45	26 Jul 01	150	0				0.00	MS	ME1	12 Sep 01	169	0					0.00	LMR	46	26 Jul 01	150	0				0.00	MI	MK1	12 Sep 01	150	0					0.00	LMR	47	26 Jul 01	150	0				0.00	H	H1	17 Sep 01	168	9					59.77																																																																																																																																																																																																																																																																																																																																																																																																																																																																																																																																																																																																																																																																																																																																																																																																																																																																																																																																																																																																																																																																																																																																														
MB	78	25 Sep 00	93	0				0.00	M	M6	5 Sep 01	150	1					7.42	BB	79	25 Sep 00	127	0				0.00	M	M7	5 Sep 01	150	1					7.42	U	65	27 Sep 00	150	0				0.00	M	M8	5 Sep 01	150	0					0.00	K	81	16 Jul 01	150	0				0.00	M	M9	5 Sep 01	150	0					0.00	ST	37	24 Jul 01	140	0				0.00	M	M13	6 Sep 01	150	0					0.00	K	42	24 Jul 01	123	0	0	0	0	0.00	M	M14	6 Sep 01	150	0					0.00	K	80	24 Jul 01	150	0				0.00	M	M15	6 Sep 01	150	0					0.00	UB	82	24 Jul 01	150	0				0.00	M	M16	6 Sep 01	150	0					0.00	FB	32	25 Jul 01	150	0				0.00	M	M19	6 Sep 01	150	0					0.00	FB	33	25 Jul 01	150	0				0.00	M	M32	6 Sep 01	150	0					0.00	G	53	25 Jul 01	100	0	0	0	0	0.00	A	A1	10 Sep 01	150	0					0.00	G	55	25 Jul 01	183	0				0.00	C	C1	11 Sep 01	150	0					0.00	HB	11	26 Jul 01	150	0				0.00	A	A2	12 Sep 01	150	0					0.00	HB	12	26 Jul 01	167	0				0.00	C	C2	12 Sep 01	150	0					0.00	LMR	45	26 Jul 01	150	0				0.00	MS	ME1	12 Sep 01	169	0					0.00	LMR	46	26 Jul 01	150	0				0.00	MI	MK1	12 Sep 01	150	0					0.00	LMR	47	26 Jul 01	150	0				0.00	H	H1	17 Sep 01	168	9					59.77																																																																																																																																																																																																																																																																																																																																																																																																																																																																																																																																																																																																																																																																																																																																																																																																																																																																																																																																																																																																																																																																																																																																																																	
BB	79	25 Sep 00	127	0				0.00	M	M7	5 Sep 01	150	1					7.42	U	65	27 Sep 00	150	0				0.00	M	M8	5 Sep 01	150	0					0.00	K	81	16 Jul 01	150	0				0.00	M	M9	5 Sep 01	150	0					0.00	ST	37	24 Jul 01	140	0				0.00	M	M13	6 Sep 01	150	0					0.00	K	42	24 Jul 01	123	0	0	0	0	0.00	M	M14	6 Sep 01	150	0					0.00	K	80	24 Jul 01	150	0				0.00	M	M15	6 Sep 01	150	0					0.00	UB	82	24 Jul 01	150	0				0.00	M	M16	6 Sep 01	150	0					0.00	FB	32	25 Jul 01	150	0				0.00	M	M19	6 Sep 01	150	0					0.00	FB	33	25 Jul 01	150	0				0.00	M	M32	6 Sep 01	150	0					0.00	G	53	25 Jul 01	100	0	0	0	0	0.00	A	A1	10 Sep 01	150	0					0.00	G	55	25 Jul 01	183	0				0.00	C	C1	11 Sep 01	150	0					0.00	HB	11	26 Jul 01	150	0				0.00	A	A2	12 Sep 01	150	0					0.00	HB	12	26 Jul 01	167	0				0.00	C	C2	12 Sep 01	150	0					0.00	LMR	45	26 Jul 01	150	0				0.00	MS	ME1	12 Sep 01	169	0					0.00	LMR	46	26 Jul 01	150	0				0.00	MI	MK1	12 Sep 01	150	0					0.00	LMR	47	26 Jul 01	150	0				0.00	H	H1	17 Sep 01	168	9					59.77																																																																																																																																																																																																																																																																																																																																																																																																																																																																																																																																																																																																																																																																																																																																																																																																																																																																																																																																																																																																																																																																																																																																																																																				
U	65	27 Sep 00	150	0				0.00	M	M8	5 Sep 01	150	0					0.00	K	81	16 Jul 01	150	0				0.00	M	M9	5 Sep 01	150	0					0.00	ST	37	24 Jul 01	140	0				0.00	M	M13	6 Sep 01	150	0					0.00	K	42	24 Jul 01	123	0	0	0	0	0.00	M	M14	6 Sep 01	150	0					0.00	K	80	24 Jul 01	150	0				0.00	M	M15	6 Sep 01	150	0					0.00	UB	82	24 Jul 01	150	0				0.00	M	M16	6 Sep 01	150	0					0.00	FB	32	25 Jul 01	150	0				0.00	M	M19	6 Sep 01	150	0					0.00	FB	33	25 Jul 01	150	0				0.00	M	M32	6 Sep 01	150	0					0.00	G	53	25 Jul 01	100	0	0	0	0	0.00	A	A1	10 Sep 01	150	0					0.00	G	55	25 Jul 01	183	0				0.00	C	C1	11 Sep 01	150	0					0.00	HB	11	26 Jul 01	150	0				0.00	A	A2	12 Sep 01	150	0					0.00	HB	12	26 Jul 01	167	0				0.00	C	C2	12 Sep 01	150	0					0.00	LMR	45	26 Jul 01	150	0				0.00	MS	ME1	12 Sep 01	169	0					0.00	LMR	46	26 Jul 01	150	0				0.00	MI	MK1	12 Sep 01	150	0					0.00	LMR	47	26 Jul 01	150	0				0.00	H	H1	17 Sep 01	168	9					59.77																																																																																																																																																																																																																																																																																																																																																																																																																																																																																																																																																																																																																																																																																																																																																																																																																																																																																																																																																																																																																																																																																																																																																																																																							
K	81	16 Jul 01	150	0				0.00	M	M9	5 Sep 01	150	0					0.00	ST	37	24 Jul 01	140	0				0.00	M	M13	6 Sep 01	150	0					0.00	K	42	24 Jul 01	123	0	0	0	0	0.00	M	M14	6 Sep 01	150	0					0.00	K	80	24 Jul 01	150	0				0.00	M	M15	6 Sep 01	150	0					0.00	UB	82	24 Jul 01	150	0				0.00	M	M16	6 Sep 01	150	0					0.00	FB	32	25 Jul 01	150	0				0.00	M	M19	6 Sep 01	150	0					0.00	FB	33	25 Jul 01	150	0				0.00	M	M32	6 Sep 01	150	0					0.00	G	53	25 Jul 01	100	0	0	0	0	0.00	A	A1	10 Sep 01	150	0					0.00	G	55	25 Jul 01	183	0				0.00	C	C1	11 Sep 01	150	0					0.00	HB	11	26 Jul 01	150	0				0.00	A	A2	12 Sep 01	150	0					0.00	HB	12	26 Jul 01	167	0				0.00	C	C2	12 Sep 01	150	0					0.00	LMR	45	26 Jul 01	150	0				0.00	MS	ME1	12 Sep 01	169	0					0.00	LMR	46	26 Jul 01	150	0				0.00	MI	MK1	12 Sep 01	150	0					0.00	LMR	47	26 Jul 01	150	0				0.00	H	H1	17 Sep 01	168	9					59.77																																																																																																																																																																																																																																																																																																																																																																																																																																																																																																																																																																																																																																																																																																																																																																																																																																																																																																																																																																																																																																																																																																																																																																																																																										
ST	37	24 Jul 01	140	0				0.00	M	M13	6 Sep 01	150	0					0.00	K	42	24 Jul 01	123	0	0	0	0	0.00	M	M14	6 Sep 01	150	0					0.00	K	80	24 Jul 01	150	0				0.00	M	M15	6 Sep 01	150	0					0.00	UB	82	24 Jul 01	150	0				0.00	M	M16	6 Sep 01	150	0					0.00	FB	32	25 Jul 01	150	0				0.00	M	M19	6 Sep 01	150	0					0.00	FB	33	25 Jul 01	150	0				0.00	M	M32	6 Sep 01	150	0					0.00	G	53	25 Jul 01	100	0	0	0	0	0.00	A	A1	10 Sep 01	150	0					0.00	G	55	25 Jul 01	183	0				0.00	C	C1	11 Sep 01	150	0					0.00	HB	11	26 Jul 01	150	0				0.00	A	A2	12 Sep 01	150	0					0.00	HB	12	26 Jul 01	167	0				0.00	C	C2	12 Sep 01	150	0					0.00	LMR	45	26 Jul 01	150	0				0.00	MS	ME1	12 Sep 01	169	0					0.00	LMR	46	26 Jul 01	150	0				0.00	MI	MK1	12 Sep 01	150	0					0.00	LMR	47	26 Jul 01	150	0				0.00	H	H1	17 Sep 01	168	9					59.77																																																																																																																																																																																																																																																																																																																																																																																																																																																																																																																																																																																																																																																																																																																																																																																																																																																																																																																																																																																																																																																																																																																																																																																																																																													
K	42	24 Jul 01	123	0	0	0	0	0.00	M	M14	6 Sep 01	150	0					0.00	K	80	24 Jul 01	150	0				0.00	M	M15	6 Sep 01	150	0					0.00	UB	82	24 Jul 01	150	0				0.00	M	M16	6 Sep 01	150	0					0.00	FB	32	25 Jul 01	150	0				0.00	M	M19	6 Sep 01	150	0					0.00	FB	33	25 Jul 01	150	0				0.00	M	M32	6 Sep 01	150	0					0.00	G	53	25 Jul 01	100	0	0	0	0	0.00	A	A1	10 Sep 01	150	0					0.00	G	55	25 Jul 01	183	0				0.00	C	C1	11 Sep 01	150	0					0.00	HB	11	26 Jul 01	150	0				0.00	A	A2	12 Sep 01	150	0					0.00	HB	12	26 Jul 01	167	0				0.00	C	C2	12 Sep 01	150	0					0.00	LMR	45	26 Jul 01	150	0				0.00	MS	ME1	12 Sep 01	169	0					0.00	LMR	46	26 Jul 01	150	0				0.00	MI	MK1	12 Sep 01	150	0					0.00	LMR	47	26 Jul 01	150	0				0.00	H	H1	17 Sep 01	168	9					59.77																																																																																																																																																																																																																																																																																																																																																																																																																																																																																																																																																																																																																																																																																																																																																																																																																																																																																																																																																																																																																																																																																																																																																																																																																																																																
K	80	24 Jul 01	150	0				0.00	M	M15	6 Sep 01	150	0					0.00	UB	82	24 Jul 01	150	0				0.00	M	M16	6 Sep 01	150	0					0.00	FB	32	25 Jul 01	150	0				0.00	M	M19	6 Sep 01	150	0					0.00	FB	33	25 Jul 01	150	0				0.00	M	M32	6 Sep 01	150	0					0.00	G	53	25 Jul 01	100	0	0	0	0	0.00	A	A1	10 Sep 01	150	0					0.00	G	55	25 Jul 01	183	0				0.00	C	C1	11 Sep 01	150	0					0.00	HB	11	26 Jul 01	150	0				0.00	A	A2	12 Sep 01	150	0					0.00	HB	12	26 Jul 01	167	0				0.00	C	C2	12 Sep 01	150	0					0.00	LMR	45	26 Jul 01	150	0				0.00	MS	ME1	12 Sep 01	169	0					0.00	LMR	46	26 Jul 01	150	0				0.00	MI	MK1	12 Sep 01	150	0					0.00	LMR	47	26 Jul 01	150	0				0.00	H	H1	17 Sep 01	168	9					59.77																																																																																																																																																																																																																																																																																																																																																																																																																																																																																																																																																																																																																																																																																																																																																																																																																																																																																																																																																																																																																																																																																																																																																																																																																																																																																			
UB	82	24 Jul 01	150	0				0.00	M	M16	6 Sep 01	150	0					0.00	FB	32	25 Jul 01	150	0				0.00	M	M19	6 Sep 01	150	0					0.00	FB	33	25 Jul 01	150	0				0.00	M	M32	6 Sep 01	150	0					0.00	G	53	25 Jul 01	100	0	0	0	0	0.00	A	A1	10 Sep 01	150	0					0.00	G	55	25 Jul 01	183	0				0.00	C	C1	11 Sep 01	150	0					0.00	HB	11	26 Jul 01	150	0				0.00	A	A2	12 Sep 01	150	0					0.00	HB	12	26 Jul 01	167	0				0.00	C	C2	12 Sep 01	150	0					0.00	LMR	45	26 Jul 01	150	0				0.00	MS	ME1	12 Sep 01	169	0					0.00	LMR	46	26 Jul 01	150	0				0.00	MI	MK1	12 Sep 01	150	0					0.00	LMR	47	26 Jul 01	150	0				0.00	H	H1	17 Sep 01	168	9					59.77																																																																																																																																																																																																																																																																																																																																																																																																																																																																																																																																																																																																																																																																																																																																																																																																																																																																																																																																																																																																																																																																																																																																																																																																																																																																																																						
FB	32	25 Jul 01	150	0				0.00	M	M19	6 Sep 01	150	0					0.00	FB	33	25 Jul 01	150	0				0.00	M	M32	6 Sep 01	150	0					0.00	G	53	25 Jul 01	100	0	0	0	0	0.00	A	A1	10 Sep 01	150	0					0.00	G	55	25 Jul 01	183	0				0.00	C	C1	11 Sep 01	150	0					0.00	HB	11	26 Jul 01	150	0				0.00	A	A2	12 Sep 01	150	0					0.00	HB	12	26 Jul 01	167	0				0.00	C	C2	12 Sep 01	150	0					0.00	LMR	45	26 Jul 01	150	0				0.00	MS	ME1	12 Sep 01	169	0					0.00	LMR	46	26 Jul 01	150	0				0.00	MI	MK1	12 Sep 01	150	0					0.00	LMR	47	26 Jul 01	150	0				0.00	H	H1	17 Sep 01	168	9					59.77																																																																																																																																																																																																																																																																																																																																																																																																																																																																																																																																																																																																																																																																																																																																																																																																																																																																																																																																																																																																																																																																																																																																																																																																																																																																																																																									
FB	33	25 Jul 01	150	0				0.00	M	M32	6 Sep 01	150	0					0.00	G	53	25 Jul 01	100	0	0	0	0	0.00	A	A1	10 Sep 01	150	0					0.00	G	55	25 Jul 01	183	0				0.00	C	C1	11 Sep 01	150	0					0.00	HB	11	26 Jul 01	150	0				0.00	A	A2	12 Sep 01	150	0					0.00	HB	12	26 Jul 01	167	0				0.00	C	C2	12 Sep 01	150	0					0.00	LMR	45	26 Jul 01	150	0				0.00	MS	ME1	12 Sep 01	169	0					0.00	LMR	46	26 Jul 01	150	0				0.00	MI	MK1	12 Sep 01	150	0					0.00	LMR	47	26 Jul 01	150	0				0.00	H	H1	17 Sep 01	168	9					59.77																																																																																																																																																																																																																																																																																																																																																																																																																																																																																																																																																																																																																																																																																																																																																																																																																																																																																																																																																																																																																																																																																																																																																																																																																																																																																																																																												
G	53	25 Jul 01	100	0	0	0	0	0.00	A	A1	10 Sep 01	150	0					0.00	G	55	25 Jul 01	183	0				0.00	C	C1	11 Sep 01	150	0					0.00	HB	11	26 Jul 01	150	0				0.00	A	A2	12 Sep 01	150	0					0.00	HB	12	26 Jul 01	167	0				0.00	C	C2	12 Sep 01	150	0					0.00	LMR	45	26 Jul 01	150	0				0.00	MS	ME1	12 Sep 01	169	0					0.00	LMR	46	26 Jul 01	150	0				0.00	MI	MK1	12 Sep 01	150	0					0.00	LMR	47	26 Jul 01	150	0				0.00	H	H1	17 Sep 01	168	9					59.77																																																																																																																																																																																																																																																																																																																																																																																																																																																																																																																																																																																																																																																																																																																																																																																																																																																																																																																																																																																																																																																																																																																																																																																																																																																																																																																																																															
G	55	25 Jul 01	183	0				0.00	C	C1	11 Sep 01	150	0					0.00	HB	11	26 Jul 01	150	0				0.00	A	A2	12 Sep 01	150	0					0.00	HB	12	26 Jul 01	167	0				0.00	C	C2	12 Sep 01	150	0					0.00	LMR	45	26 Jul 01	150	0				0.00	MS	ME1	12 Sep 01	169	0					0.00	LMR	46	26 Jul 01	150	0				0.00	MI	MK1	12 Sep 01	150	0					0.00	LMR	47	26 Jul 01	150	0				0.00	H	H1	17 Sep 01	168	9					59.77																																																																																																																																																																																																																																																																																																																																																																																																																																																																																																																																																																																																																																																																																																																																																																																																																																																																																																																																																																																																																																																																																																																																																																																																																																																																																																																																																																																		
HB	11	26 Jul 01	150	0				0.00	A	A2	12 Sep 01	150	0					0.00	HB	12	26 Jul 01	167	0				0.00	C	C2	12 Sep 01	150	0					0.00	LMR	45	26 Jul 01	150	0				0.00	MS	ME1	12 Sep 01	169	0					0.00	LMR	46	26 Jul 01	150	0				0.00	MI	MK1	12 Sep 01	150	0					0.00	LMR	47	26 Jul 01	150	0				0.00	H	H1	17 Sep 01	168	9					59.77																																																																																																																																																																																																																																																																																																																																																																																																																																																																																																																																																																																																																																																																																																																																																																																																																																																																																																																																																																																																																																																																																																																																																																																																																																																																																																																																																																																																					
HB	12	26 Jul 01	167	0				0.00	C	C2	12 Sep 01	150	0					0.00	LMR	45	26 Jul 01	150	0				0.00	MS	ME1	12 Sep 01	169	0					0.00	LMR	46	26 Jul 01	150	0				0.00	MI	MK1	12 Sep 01	150	0					0.00	LMR	47	26 Jul 01	150	0				0.00	H	H1	17 Sep 01	168	9					59.77																																																																																																																																																																																																																																																																																																																																																																																																																																																																																																																																																																																																																																																																																																																																																																																																																																																																																																																																																																																																																																																																																																																																																																																																																																																																																																																																																																																																																								
LMR	45	26 Jul 01	150	0				0.00	MS	ME1	12 Sep 01	169	0					0.00	LMR	46	26 Jul 01	150	0				0.00	MI	MK1	12 Sep 01	150	0					0.00	LMR	47	26 Jul 01	150	0				0.00	H	H1	17 Sep 01	168	9					59.77																																																																																																																																																																																																																																																																																																																																																																																																																																																																																																																																																																																																																																																																																																																																																																																																																																																																																																																																																																																																																																																																																																																																																																																																																																																																																																																																																																																																																																											
LMR	46	26 Jul 01	150	0				0.00	MI	MK1	12 Sep 01	150	0					0.00	LMR	47	26 Jul 01	150	0				0.00	H	H1	17 Sep 01	168	9					59.77																																																																																																																																																																																																																																																																																																																																																																																																																																																																																																																																																																																																																																																																																																																																																																																																																																																																																																																																																																																																																																																																																																																																																																																																																																																																																																																																																																																																																																																														
LMR	47	26 Jul 01	150	0				0.00	H	H1	17 Sep 01	168	9					59.77																																																																																																																																																																																																																																																																																																																																																																																																																																																																																																																																																																																																																																																																																																																																																																																																																																																																																																																																																																																																																																																																																																																																																																																																																																																																																																																																																																																																																																																																																	

Table 19 (continued)

Branch ^a	Site	Date	Area (m ²)	Number of eels per sweep in sweep no.					Zippin pop. est. ^c	Eels/ 100 m ^{2d}	Branch ^a	Site	Date	Area (m ²)	Number of eels per sweep in sweep no.					Zippin pop. est. ^c	Eels/ 100 m ^{2d}			
				0.5 ^b	1	2	3	4							5	0.5 ^b	1	2	3			4	5	
FF	49	10 Aug 05	219	0						HB	12	13 Jul 06	170	0										0.00
JB	50	11 Aug 05	150	0						FB	32	13 Jul 06	150	0										0.00
LMR	85	11 Aug 05	150	0						K	39	17 Jul 06	116	0	0	0	0							0.00
U	17	15 Aug 05	118	0						K	76	17 Jul 06	150	0										0.00
U	18	15 Aug 05	150	0						K	38	18 Jul 06	150	0										0.00
U	17A	15 Aug 05	150	0	0	0	0			K	80	18 Jul 06	150	0										0.00
U	16	16 Aug 05	150	0						K	40	19 Jul 06	216	0	0	0	0							0.00
U	60	16 Aug 05	150	0						K	41	19 Jul 06	102	0	0	0	0							0.00
U	61	16 Aug 05	150	0						TB	57	20 Jul 06	90	0	0	0	0							0.00
U	22	17 Aug 05	150	0						TB	58	20 Jul 06	254	0										0.00
U	23	17 Aug 05	150	0						U	22	24 Jul 06	150	0										0.00
JF	68	17 Aug 05	159	0						U	23	24 Jul 06	150	0										0.00
RB	70	17 Aug 05	137	0						JF	68	24 Jul 06	156	0										0.00
U	65	18 Aug 05	103	0	0	0	0			RB	70	24 Jul 06	177	1										6.29
LPB	67	18 Aug 05	130	0						U	17	26 Jul 06	150	0										0.00
U	24	22 Aug 05	270	0	0	0	0			U	18	26 Jul 06	150	0										0.00
U	25	22 Aug 05	160	0						U	60	26 Jul 06	150	0										0.00
U	26	22 Aug 05	130	0						U	17A	26 Jul 06	102	0	0	0	0							0.00
U	15	23 Aug 05	150	0						MR	6	27 Jul 06	150	0										0.00
U	62	23 Aug 05	150	0						CB	9	27 Jul 06	189	0										0.00
PB	PB	23 Aug 05	235	0						CB	56	27 Jul 06	185	0										0.00
U	21	24 Aug 05	150	0						K	29	31 Jul 06	127	0	0	0	0							0.00
GB	64	24 Aug 05	162	0						K	30	31 Jul 06	116	0	0	0	0							0.00
SB	SB	24 Aug 05	196	0						U	16	1 Aug 06	150	0										0.00
MR	1	25 Aug 05	150	0						U	21	1 Aug 06	150	0										0.00
MR	3	25 Aug 05	150	0						U	61	1 Aug 06	150	0										0.00
MR	4	25 Aug 05	150	1					7.42	P3	SB	1 Aug 06	159	0										0.00
BB	UR1	6 Sep 05	128	0					0.00	U	24	2 Aug 06	213	0	0	0	0							0.00
U	UR2	6 Sep 05	150	0					0.00	U	25	2 Aug 06	159	0										0.00
U	UR3	6 Sep 05	150	0					0.00	U	26	2 Aug 06	181	0										0.00
U	UR4	6 Sep 05	150	0					0.00	U	15	3 Aug 06	150	0										0.00
U	UR5	6 Sep 05	150	0					0.00	MK1	PB	3 Aug 06	150	0										0.00
BO	UR6	7 Sep 05	149	0					0.00	GB	64	8 Aug 06	202	0										0.00
U	UR7	7 Sep 05	150	0					0.00	U	65	8 Aug 06	93	0	0	0	0							0.00
U	UR8	7 Sep 05	150	0					0.00	LPB	67	8 Aug 06	178	0										0.00
U	UR9	7 Sep 05	150	0					0.00	MR	5	9 Aug 06	100	0	0	0	0							0.00
U	UR10	8 Sep 05	150	1					7.42	U	14	9 Aug 06	109	0	0	0	0							0.00
U	UR11	8 Sep 05	150	0					0.00	MR	2	14 Aug 06	150	0										0.00
U	UR12	8 Sep 05	150	0					0.00	MR	3	14 Aug 06	150	0										0.00
MR	7	12 Sep 05	150	0					0.00	MR	4	14 Aug 06	150	0										0.00
MR	TB	12 Sep 05	150	0					0.00	CR	CORB	14 Aug 06	196	0										0.00
WB	WB	12 Sep 05	236	0					0.00	MR	FB	14 Aug 06	150	0										0.00
MR	2	13 Sep 05	150	1					7.42	G	51	16 Aug 06	150	0										0.00
CR	CORB	13 Sep 05	191	0					0.00	G	52	16 Aug 06	132	0	0	0	0							0.00
MR	FB	13 Sep 05	150	0					0.00	G	53	16 Aug 06	114	0	0	0	0							0.00
M	M4	13 Sep 05	150	0					0.00	G	55	16 Aug 06	194	0										0.00
M	M5	13 Sep 05	150	0					0.00	MR	7	17 Aug 06	150	0										0.00
P	P1	14 Sep 05	150	0					0.00	P4	TB	17 Aug 06	150	0										0.00
P	P2	14 Sep 05	154	0					0.00	WB	WB	17 Aug 06	245	1										4.54
P	P3	14 Sep 05	150	0					0.00	LMR	43	22 Aug 06	150	0										0.00
P	P4	14 Sep 05	150	0					0.00	FF	49	22 Aug 06	257	0										0.00
P	PO2	14 Sep 05	150	0					0.00	JB	50	22 Aug 06	150	0										0.00
MI	MK1	15 Sep 05	150	0					0.00	LMR	85	22 Aug 06	150	0										0.00
C	C2	15 Sep 05	150	0					0.00	LMR	45	23 Aug 06	62	0	0	0	0							0.00
MS	ME1	15 Sep 05	150	0					0.00	LMR	46	23 Aug 06	150	0										0.00
H	H1	19 Sep 05	231	11					53.02	LMR	47	23 Aug 06	154	0										0.00
H	H2	19 Sep 05	150	2					14.83	MR	1	24 Aug 06	150	0										0.00
H	H25	19 Sep 05	231	1					4.82	U	62	24 Aug 06	150	0										0.00
H	H3	19 Sep 05	150	0					0.00	K	W	24 Aug 06	150	0										0.00
H	NH1	19 Sep 05	153	0					0.00	A	A1	29 Aug 06	150	0										0.00
P	PE1	19 Sep 05	153	0					0.00	C	C1	29 Aug 06	238	0										0.00
P	PO1	19 Sep 05	150	1					7.42	C	C2	29 Aug 06	250	0										0.00
C	C1	20 Sep 05	150	0					0.00	MS	ME1	30 Aug 06	150	0										0.00
M	M1	20 Sep 05	135	0					0.00	MI	MK1	30 Aug 06	150	0										0.00
M	M2	20 Sep 05	150	0					0.00	M	M1	31 Aug 06	160	3										20.86
A	A1	22 Sep 05	150	0					0.00	M	M2	31 Aug 06	150	0										0.00
M	M3	27 Sep 05	150	0					0.00	M	M4	31 Aug 06	150	0										0.00
K	28	11 Jul 06	150	0					0.00	M	M5	31 Aug 06	150	1										7.42
FB	34	11 Jul 06	248	0					0.00	M3	P1	5 Sep 06	150	0										0.00
MD	36	11 Jul 06	311	1					3.58	M4	P2	5 Sep 06	150	0										0.00
ST	37	11 Jul 06	339	0					0.00	M5	P3	5 Sep 06	150	0										0.00
K	42	12 Jul 06	96	0	0	0	0		0.00	ME1	P4	5 Sep 06	150	0										0.00
K	81	12 Jul 06	150	0					0.00	P2	PO2	5 Sep 06	150	0										0.00
UB	82	12 Jul 06	160	0					0.00	K	77	6 Sep 06	150	1										7.42
MR	8	13 Jul 06	150	0					0.00	M	A2	7 Sep 06	150	0										0.00
HB	11	13 Jul 06	162	0					0.00	M	M3	7 Sep 06	91	0	0	0	0							0.00

Table 19 (continued)

Branch ^a	Site	Date	Area (m ²)	Number of eels per sweep in sweep no.					Zippin pop. est. ^c	Eels/ 100 m ^{2d}	Branch ^a	Site	Date	Area (m ²)	Number of eels per sweep in sweep no.					Zippin pop. est. ^c	Eels/ 100 m ^{2d}		
				0.5 ^b	1	2	3	4							5	0.5 ^b	1	2	3			4	5
				H	H1	11 Sep 06	227	10														48.98	M2
H	H2	11 Sep 06	150	4						29.66	NH1	PE1	11 Sep 06	213	0								0.00
H	H3	11 Sep 06	150	0						0.00	P1	PO1	11 Sep 06	150	0								0.00

^aA=Assemetquagan R., BB=Berry Brook, C=Causapsal R., CB=Christopher Brook, FB=Falls Brook, FF=Five Finger Brook, G=Gounamitz R., GB=Grog Brook, H=Humqui R., HB=Hailes Brook, JB=Jardine Brook, JF=Jerry Ferguson Brook, K=Kedgwick R., LMR=Little Main Restigouche R., LPB=Little Popelogan Brook, M=Matapedia R., MB=Murray Brook, MD=MacDougall Brook, MI=Milnike R., MR=Main Restigouche R., MS=Millstream R., NC=North Clearwater Brook, P=Patapedia R., RB=Ramsey Brook, SB=Sauvage Brook, ST=States Brook, TB=Tracy Brook, U=Upsalquitch R., UB=Union Brook.

^bSweep 0.5 is a sweep without barrier nets that is conducted alone, or conducted prior to a multi-sweep survey.

^cPopulation estimated by the removal method (Zippin 1958).

^dCalculated from Zippin estimates where available. Otherwise calculated by applying conversion factors (Table 18) to counts per sweep. Conversion factors derived from all southern Gulf data were used where only Sweep 0.5 was done, and where Sweeps 0.5, 1, 2, and 3 were done. In other cases correction factors derived from Restigouche data were used.

Table 20. Densities of eels estimated from electrofishing surveys on the Jacquet River, 2002.

Site	Date	Area (m ²)	Number of eels per sweep in sweep no.					Zippin pop. est. ^b	Eels/ 100 m ^{2c}
			0.5 ^a	1	2	3	4		
J1	5 Sep 02	150	1						7.42
J2	5 Sep 02	150	1						7.42
J2	5 Sep 02	150	1						7.42
J2	5 Sep 02	150	1						7.42
J3	5 Sep 02	150	1						7.42
J4	5 Sep 02	150	0						0.00
J5	5 Sep 02	150	0						0.00
J6	5 Sep 02	150	0						0.00

^aSweep 0.5 is a sweep without barrier nets that is conducted alone, or conducted prior to a multi-sweep survey.

^bPopulation estimated by the removal method (Zippin 1958).

^cCalculated by applying conversion factors for the Southern Gulf (Table 18) to counts per sweep.

Table 21. Densities of eels estimated from electrofishing surveys on the Tabusintac River, 1999-2001.

Site	Date	Area (m ²)	Number of eels per sweep in sweep no.				Eels/ 100 m ^{2a}	Site	Date	Area (m ²)	Number of eels per sweep in sweep no.				Eels/ 100 m ^{2a}
			0.5 ^a	1	2	3					4	0.5 ^a	1	2	
3	3 Aug 99	135	0				0.00	98	4 Aug 00	111	0				0.00
4	3 Aug 99	127	0				0.00	99	4 Aug 00	115	0				0.00
6	3 Aug 99	216	0	0	0	0	0.00	1	8 Aug 00	232	0	0	0	0	0.00
7	3 Aug 99	378	0	0	0	0	0.00	6	9 Aug 00	216	0	0	0	0	0.00
9	3 Aug 99	177	0				0.00	3	10 Aug 00	135	0				0.00
33	3 Aug 99	213	0				0.00	86	10 Aug 00	154	0				0.00
1	6 Aug 99	232	0	0	0	0	0.00	85	11 Aug 00	183	0				0.00
8	6 Aug 99	116	0				0.00	87	11 Aug 00	70	0				0.00
13	9 Aug 99	118	0				0.00	93	14 Aug 00	117	0				0.00
16	9 Aug 99	142	0				0.00	96	14 Aug 00	74	0				0.00
97	9 Aug 99	186	0				0.00	150	15 Aug 00		0				0.00
98	9 Aug 99	111	0				0.00	92	16 Aug 00	126	0				0.00
99	9 Aug 99	115	0				0.00	999	16 Aug 00		0				0.00
91	10 Aug 99	121	0				0.00	7	31 Jul 01	378	0	0	0	0	0.00
92	10 Aug 99	126	0				0.00	1	1 Aug 01	232	0	0	0	0	0.00
93	10 Aug 99	117	0				0.00	6	3 Aug 01	216	0	0	0	0	0.00
94	10 Aug 99	59	0				0.00	13	7 Aug 01	118	0				0.00
95	10 Aug 99	67	0				0.00	16	7 Aug 01	142	0				0.00
96	10 Aug 99	74	0				0.00	98	7 Aug 01	111	0				0.00
88	11 Aug 99	245	0				0.00	99	7 Aug 01	115	0				0.00
89	11 Aug 99	86	0				0.00	3	8 Aug 01	135	0				0.00
90	11 Aug 99	93	0				0.00	4	8 Aug 01	127	0				0.00
85	12 Aug 99	183	0				0.00	9	8 Aug 01	177	0				0.00
86	12 Aug 99	154	0				0.00	88	8 Aug 01	245	0				0.00
87	12 Aug 99	70	0				0.00	97	8 Aug 01	186	0				0.00
16	31 Jul 00	142	0				0.00	8	9 Aug 01	116	0				0.00
7	1 Aug 00	378	1	0	0	0	0.34	33	9 Aug 01	213	0				0.00
97	1 Aug 00	186	0				0.00	89	9 Aug 01	86	0				0.00
8	2 Aug 00	116	0				0.00	90	9 Aug 01	93	0				0.00
33	2 Aug 00	213	0				0.00	85	18 Sep 01	183	0				0.00
89	2 Aug 00	86	0				0.00	86	18 Sep 01	154	0				0.00
90	2 Aug 00	93	0				0.00	87	18 Sep 01	70	0				0.00
4	3 Aug 00	127	0				0.00	92	19 Sep 01	126	0				0.00
9	3 Aug 00	177	0				0.00	93	19 Sep 01	117	0				0.00
88	3 Aug 00	245	0				0.00	96	19 Sep 01	74	0				0.00
13	4 Aug 00	118	0				0.00	999	19 Sep 01		0				0.00

^aSweep 0.5 is a sweep without barrier nets that is conducted alone, or conducted prior to regular Zippin sweeps.

^bCalculated by applying conversion factors for southern Gulf data (Table 21) to counts per sweep.

Table 22. Densities of eels estimated from electrofishing surveys on the Miramichi River, 1952-2006.

Branch ^a	Site	Date	Area (m ²) ^b	Number of eels per sweep						Zippin pop. est.		Eels/ m ^{2d}	Branch ^a	Site	Date	Area (m ²) ^b	Number of eels per sweep						Zippin pop. est.		Eels/ m ^{2d}		
				in sweep no.						Pop.	±90%						100	in sweep no.						Pop.		±90%	100
				0.5 ^c	1	2	3	4	5	6	CI							0.5 ^c	1	2	3	4	5	6		CI	
Dun	1	29 Aug 52	530	0	0	0	0	0	0	8.02		0.00	Cains	76	5 Sep 58	548	3	2	0	0	0	0	5.00		0.91		
Dun	3	8 Sep 52	1,066	2	1	1	1			7.24		0.75	Cains	78	8 Sep 58	524	0	0	0	0	0	0			0.00		
Dun	4	6 Sep 52	878	3	2	2	0	0		18.75		0.83	Ren	12a	28 Aug 58	409	0	0	0	0					0.00		
Dun	5	3 Sep 52	1,094	4	2	4	2	1		12.21		1.71	Cains	7a	9 Sep 58	269	0	0	0	0					0.00		
Dun	6	1 Sep 52	1,059	8	3	0	1					1.15	Cains	8a	10 Sep 58	650	0	0	0	0					0.00		
MWM	21	23 Aug 52	678	0	0	0	0	0				0.00	Cains	9	4 Jul 59	1,083	4	1	2	1	0		8.50		0.78		
MWM	27	27 Aug 52	972	0	0	0	0	0				0.00	Ren	13	5 Aug 59	947	1	0	3	1	0	0		6.45	0.68		
MWM	28	11 Sep 52	1,359	24	13	2	7		50.78	9.50	3.74		Ren	54	7 Aug 59	535	1	0	2	0	0	1		9.91	1.85		
MWM	30	25 Aug 52	1,421	0	0	0	0	0				0.00	Cains	76	3 Aug 59	552	6	3	3	3	1	2		22.88	4.15		
MWM	33	20 Aug 52	1,264	0	0	0	0	0				0.00	Cains	78	31 Jul 59	530	2	0	0	1	0	0		3.07	0.58		
MWM	34	10 Sep 52	941	1	1	0	4				0.74		Ren	12a	6 Aug 59	386	1	0	0	0	0			0.29			
MWM	36	15 Aug 52	487	0	0	0	0	0				0.00	Cains	7a	30 Jul 59	265	2	0	0	4	1			2.94			
NWM	155	22 Aug 52	1,270	0	0	0	0	0				0.00	Cains	8a	29 Jul 59	618	3	0	0	0	0	0			0.50		
NWM	14a	18 Aug 52	1,181	0	0	0	0	0				0.00	Cains	9	31 Aug 60	969	9	8	5	8	2	2		42.86	4.43		
NWM	15a	26 Aug 52	2,005	0	0	0	0					0.00	SWM	10	24 Aug 60	426	0	0	0	0	0	1			0.24		
Dun	2a	30 Aug 52	864	0	0	0	0	0				0.00	SWM	11	25 Aug 60	429	0	1	0	0	0	0		1.02	0.24		
Dun	1	3 Sep 53	544	2	0	0	0	0			0.41		Ren	13	3 Aug 60	983	1	1	0	0	0	0		2.00	0.20		
Dun	3	6 Sep 53	1,084	2	0	0	0	0			0.21		Ren	54	5 Aug 60	517	1	0	0	0	0	0			0.20		
Dun	4	8 Sep 53	885	2	1	0	0	1		4.62		0.52	Cains	76	30 Aug 60	523	7	3	0	1	1	0		12.14	2.32		
Dun	5	4 Sep 53	1,094	3	1	0	0	1		5.31		0.49	Cains	78	29 Aug 60	502	0	0	0	1	2	0			0.61		
Dun	6	31 Aug 53	1,045	5	3	2	1	0		11.48		1.10	Ren	12a	4 Aug 60	372	0	0	0	0	0	1			0.28		
MWM	21	28 Aug 53	671	2	1	1	0	0		4.09		0.61	Cains	7a	22 Aug 60	228	0	0	0	0	0	0			0.00		
MWM	27	15 Aug 53	953	12	4	0	1		17.16		1.80		Cains	8a	23 Aug 60	525	0	0	0	0	0	0			0.00		
MWM	28	14 Aug 53	1,389	15	4	2	4		27.30		1.97		Cains	9	3 Aug 61	1,049	8	2	5	3	1	0		20.32	1.94		
MWM	30	13 Aug 53	1,407	8	3	2	2		16.88		1.20		SWM	10	31 Aug 61	510	0	0	0	0	0	0			0.00		
MWM	33	25 Aug 53	1,272	7	3	3	1		15.68		1.23		SWM	11	1 Sep 61	413	0	0	0	0	0	1			0.25		
MWM	34	18 Aug 53	971	5	2	0	2		10.25		1.06		Ren	13	7 Aug 61	808	0	0	3	0	0	0		4.62	0.57		
MWM	36	20 Aug 53	499	5	4	1	0		10.33		2.07		MWM	30	31 Oct 61	547	0	0	0	0	0	0			0.00		
NWM	155	27 Aug 53	1,319	1	2	1	0		4.92		0.37		Ren	54	4 Aug 61	561	0	0	0	0	0	0			0.00		
NWM	14a	22 Aug 53	1,197	3	3	4	2		51.22		4.28		Cains	76	2 Aug 61	610	1	2	2	0	0			5.65	0.93		
NWM	15a	17 Aug 53	2,039	12	10	8	2		39.34		1.93		Cains	78	25 Aug 61	457	1	1	0	0	0	0		2.00	0.44		
Dun	2a	2 Sep 53	865	0	0	0	0	0				0.00	Ren	12a	8 Aug 61	344	0	0	0	0	0	0			0.00		
Dun	3	28 Sep 54	1,119	0								0.00	Cains	7a	29 Aug 61	265	0	0	0	0	0	0			0.00		
MWM	21	2 Sep 54	695	0	0	0	0	0				0.00	Cains	8a	30 Aug 61	569	0	0	1	0	0	0		1.54	0.27		
MWM	30	10 Sep 54	1,442	7	3	0			10.18		0.71		SWM	B	28 Aug 61	232	0	0	0	0	0	0			0.00		
MWM	33	6 Sep 54	711	3	0	0	0				0.49		SWM	10	3 Oct 62	589	0	0	0	0	0	0			0.00		
MWM	34	3 Sep 54	982	3	3	0			6.53		0.67		Ren	13	27 Sep 62	972	1	4	1	0	0			6.38	0.66		
MWM	36	27 Aug 54	499	3	1	0	0	0		4.00		0.80	Ren	54	26 Sep 62	661	0	0	0	2	0	0			0.31		
NWM	155	8 Sep 54	1,340	1	0	0	0	0			0.08		Cains	76	28 Sep 61	673	0	0	0	0	0	0			0.00		
NWM	14a	1 Sep 54	711	0	0	0	0				0.00		Cains	78	12 Oct 61	557	0	0	0	0	0	0			0.00		
Dun	2a	24 Sep 54	934	1	0	0	0				0.13		Ren	12a	24 Sep 62	399	0	0	0	0	0			0.00			
Dun	A	10 Oct 54	725	1	0	0	0	0			0.15		Cains	7a	22 Aug 62	279	0	0	0	0	0	0			0.00		
Dun	1	31 Aug 55	523	1	0	0	0	0			0.21		Cains	8a	5 Oct 62	625	0	0	0	0	0	0			0.00		
Dun	3	20 Sep 55	1,199	1	0	0	0	0			0.09		SWM	B	16 Aug 62	279	0	0	0	0	0	0			0.00		
Dun	5	26 Aug 55	1,150	6	4	0	0	5	0	17.43		1.52	SWM	C	4 Oct 62	442	0	0	1	0	0	0		1.54	0.35		
Dun	6	24 Aug 55	1,373	4	3	0	0	0		7.02		0.51	MWM	22	13 Aug 63	297	0	0	0	0	0	0			0.00		
Cains	9	23 Sep 55	1,254	8	7	4	2	1		24.29		1.94	MWM	28	26 Sep 63	885	1	0	0	0	1	1			0.35		
Ren	13	14 Sep 55	1,183	12	1	1	0	0		14.00		1.18	MWM	30	19 Aug 63	521	2	1	0	2	2	0		13.37	2.56		
Ren	54	10 Sep 55	518	4	4	2	3	0		15.49		2.99	MWM	33	24 Sep 63	457	0	0	0	0	1	0			0.22		
Cains	76	22 Sep 55	610	0	0	0	0	0			0.00		MWM	34	22 Aug 63	602	0	0	0	0	0	0			0.00		
Cains	78	27 Sep 55	690	0	0	0	0	0			0.00		MWM	36	20 Aug 63	409	0	0	0	0	0	0			0.00		
Ren	12a	13 Sep 55	549	1	0	0	0	0	0		0.19		NWM	155	27 Sep 63	718	1	0	0	0	0	0			0.14		
Dun	2a	30 Aug 55	934	1	0	0	0	0			0.12		NWM	14a	21 Aug 63	550	1	1	1	0	0	0		3.07	0.56		
Cains	7a	29 Sep 55	307	0	0	0	0	0			0.00		NWM	15a	25 Sep 63	909	0	0	0	0	0	0			0.00		
Cains	8a	28 Sep 55	451	0	0	0	0	0			0.00		NWM	17	12 Aug 64	271	11	3	4	1	0	0		19.14	7.07		
Dun	A	29 Aug 55	773	0	1	0	0	0	0	1.02		0.13	MWM	22	21 Aug 64	228	0	0	0	0	0	0			0.00		
Dun	1	11 Sep 56	413	0	0	0	0	0			0.00		MWM	22	21 Aug 64	228	0	0	0	0	0	0			0.00		
Dun	3	10 Oct 56	1,117	0	0	0	0	0			0.00		MWM	24	17 Aug 64	334	7	0	0	2	0	1		10.34	3.09		
Dun	5	6 Sep 56	743	0	0	1	0	1	0		0.28		MWM	26	11 Aug 64	361	3	0	0	0	1	0		4.09	1.14		
Dun	6	5 Sep 56	1,099	1	1	0	0	0	0	2.00		0.18	MWM	27	18 Aug 64	325	0	0	0	0	0	0			0.00		
Cains	9	5 Oct 56	1,258	12	7	3	5		34.34		2.73		MWM	28	20 Aug 64	878	1	0	1	0	0	0		2.13	0.24		
Ren	13	26 Sep 56	1,233	0	0	1	1	0			0.18		MWM	30	26 Aug 64	401	1	0	1	0	0	1		10.32	2.58		
Ren	54	24 Sep 56	539	0	0	2	0	0	0	3.08		0.57	MWM	33	4 Sep 64	457	1	0	0	0	0	0			0.22		
Cains	76	14 Sep 56	602	4	2	3	1	1	1	14.35		2.38	MWM	33	4 Sep 64	457	1	0	0	0	0	0			0.22		
Cains	78	21 Sep 56	757	1	0	0	0	0	0		0.14		MWM	34	1 Sep 64	606	0	0	0	0	0	0			0.00		
Ren	12a	27 Sep 56	339	0	0	0	0	0			0.00		MWM	36	2 Sep 64	404	0	0	0	0	0	1			0.25		
Dun	2a	10 Sep 56	941	0	0	0	0	0			0.00		MWM	36	2 Sep 64	404											

Table 22 (continued)

Branch ^a	Site	Date	Area (m ²) ^b	Number of eels per sweep						Zippin pop. est.		Eels/100 m ^{2d}	Branch ^a	Site	Date	Area (m ²) ^b	Number of eels per sweep						Zippin pop. est.		Eels/100 m ^{2d}
				in sweep no.						Pop.	±90%						in sweep no.						Pop.	±90%	
				0.5 ^c	1	2	3	4	5	6	Cl						100	0.5 ^c	1	2	3	4	5	6	
MWM	34	25 Aug 65	617	0	0	0	0	0	0	0.00		Main	10	1 Jul 70	326	2	1	0	2	0	6.33		1.94		
MWM	34	25 Aug 65	617	0	0	0	0	0	0	0.00		NWM	17	11 Sep 70	93	0	1	0	0	0	1.23		1.32		
MWM	36	24 Aug 64	418	0	0	0	0	0	0	0.00		MWM	22	13 Aug 70	358	1	0	0	0	0	0		0.29		
MWM	36	24 Aug 65	418	0	0	0	0	0	0	0.00		MWM	23	2 Sep 70	240	0	1	1	0	1			1.39		
NWM	155	1 Sep 65	348	0	2	2	0	0	0	10.81	3.10	MWM	24	21 Aug 70	307	10	2	1	0	0	0	13.00		4.24	
NWM	14a	30 Aug 65	557	0	0	0	0	0	0	0.00		MWM	26	10 Aug 70	374	0	0	0	0	0	0		0.00		
NWM	14a	30 Aug 65	557	0	0	0	0	0	0	0.00		MWM	27	18 Aug 70	260	0	0	0	0	0	0		0.00		
NWM	15a	6 Aug 65	794	1	1	0	0	0	0	2.00	0.25	MWM	28	2 Sep 70	871	0	0	0	0	0	0		0.00		
NWM	16a	16 Aug 65	268	4	1	2	0	0	0	7.04	2.63	MWM	29	3 Aug 70	488	0	0	0	0	0	0		0.00		
NWM	17	15 Aug 66	240	8	0	3	1	1	1	14.89	6.21	MWM	30	3 Sep 70	484	0	0	0	0	0	0		0.00		
MWM	22	18 Aug 66	274	0	0	0	0	0	0	0.00		MWM	32	20 Aug 70	396	1	1	0	0	0	0	2.00		0.51	
MWM	22	18 Aug 66	274	0	0	0	0	0	0	0.00		MWM	33	28 Aug 70	465	0	0	0	1	0	1		0.44		
MWM	24	16 Aug 66	318	8	2	1	1	0	0	2.03	0.64	MWM	34	11 Aug 70	602	2	0	2	0	0	0	4.09		0.68	
MWM	26	8 Aug 66	354	1	0	0	0	0	0	0.29	0.29	MWM	35	27 Aug 70	309	0	0	0	0	0	0		0.00		
MWM	26	8 Aug 66	354	1	0	0	0	0	0	0.29	0.29	MWM	36	26 Aug 70	395	0	0	0	0	0	0		0.00		
MWM	27	19 Aug 66	315	0	0	0	0	0	0	0.00		MWM	40	21 Aug 70	345	3	0	1	0	0	0	4.02		1.17	
MWM	28	9 Aug 66	829	8	3	1	0	0	0	13.11	1.58	MWM	41	20 Aug 70	326	0	0	0	0	0	0		0.00		
MWM	30	11 Aug 66	387	0	1	1	0	0	0	2.24	0.58	MWM	42	19 Aug 70	378	2	1	0	0	0	0	3.00		0.79	
MWM	32	31 Aug 66	401	0	0	1	0	0	0	1.54	0.38	SWM	47	10 Aug 70	371	1	1	1	0	0	0	3.19		0.86	
MWM	33	30 Aug 66	457	2	0	0	2	0	0	4.48	0.98	SWM	48	17 Aug 70	268	0	0	0	0	0	0		0.00		
MWM	34	23 Aug 66	606	0	0	0	0	0	0	0.00		SWM	49	26 Aug 70	289	0	0	0	0	0	0		0.00		
MWM	34	23 Aug 66	606	0	0	0	0	0	0	0.00		SWM	51	14 Aug 70	190	0	0	0	0	0	0		0.00		
MWM	36	22 Aug 64	404	0	0	0	0	0	0	0.00		Ren	54	24 Aug 70	231	0	0	0	0	0	0		0.00		
MWM	36	22 Aug 66	404	0	0	0	0	0	0	0.00		SWM	58	28 Jul 70	715	0	0	0	0	0	0		0.00		
NWM	14a	25 Aug 66	550	0	0	0	0	0	0	0.00		SWM	59	29 Jul 70	379	0	0	0	0	0	0		0.00		
NWM	14a	25 Aug 66	550	0	0	0	0	0	0	0.00		SWM	60	30 Jul 70	264	0	0	0	0	0	0		0.00		
NWM	15a	10 Aug 66	794	0	1	1	0	0	0	2.24	0.28	SWM	61	31 Jul 70	265	0	0	0	0	0	0		0.00		
NWM	15a	10 Aug 66	794	0	1	1	0	0	0	2.24	0.28	SWM	62	5 Aug 70	341	0	0	0	0	0	0		0.00		
NWM	16a	12 Aug 66	242	1	1	0	0	0	0	2.00	0.83	SWM	63	6 Aug 70	294	1	0	0	0	0	0		0.38		
NWM	17	15 Aug 67	308	5	1	4	1	0	0	13.14	4.26	SWM	64	7 Aug 70	192	1	0	0	0	0	0		0.58		
MWM	22	8 Aug 67	288	0	0	0	0	0	0	0.00		SWM	65	11 Aug 70	541	1	0	0	0	0	0		0.21		
MWM	24	21 Aug 67	304	3	0	2	3	0	0	9.39	3.09	SWM	66	18 Aug 70	315	1	0	0	0	0	0		0.35		
MWM	26	10 Aug 67	353	1	1	0	0	0	0	2.00	0.57	SWM	67	19 Aug 70	316	0	0	0	0	0	0		0.00		
MWM	27	24 Aug 67	296	0	0	0	0	0	0	0.00		SWM	68	20 Aug 70	438	0	0	0	0	0	0		0.00		
MWM	28	17 Aug 67	787	6	6	2	0	1	0	15.27	1.94	SWM	69	25 Aug 70	174	0	0	0	0	0	0		0.00		
MWM	29	9 Aug 67	390	0	1	0	0	0	0	1.06	0.27	SWM	70	27 Aug 70	398	0	0	0	0	0	0		0.00		
MWM	32	22 Aug 67	396	5	2	0	1	0	0	8.03	2.03	SWM	71	28 Aug 70	269	0	0	1	0	0	0		0.41		
MWM	33	23 Aug 67	463	2	1	1	0	0	0	4.03	0.87	SWM	72	6 Jul 70	143	0	0	0	0	0	0		0.00		
MWM	34	30 Aug 67	628	0	1	0	0	0	0	1.02	0.16	SWM	73	17 Jul 70	104	0	0	0	0	0	0		0.00		
MWM	35	29 Aug 67	337	1	0	0	0	0	0	0.30	0.30	SWM	79	6 Aug 70	292	0	0	0	0	0	0		0.00		
MWM	36	31 Aug 67	390	0	0	0	0	0	0	0.00		SWM	80	22 Jul 70	346	0	0	0	0	0	0		0.00		
NWM	14a	1 Sep 67	547	0	0	0	0	0	1	0	0.19	SWM	81	21 Jul 70	316	1	0	0	0	0	0		0.37		
NWM	15a	16 Aug 67	784	0	0	0	0	0	0	0.00		SWM	82	5 Aug 70	305	1	0	1	1	0	0	5.27		1.72	
NWM	16a	18 Aug 67	248	2	2	0	0	0	0	4.01	1.61	SWM	83	4 Aug 70	307	0	0	0	0	0	0		0.00		
NWM	17	23 Aug 68	308	5	1	2	2	1	1	14.35	4.66	SWM	89	9 Jul 70	162	0	0	0	0	0	0		0.00		
MWM	22	16 Aug 68	283	0	0	0	0	0	0	0.00		SWM	90	10 Jul 70	128	0	0	0	0	0	0		0.00		
MWM	24	22 Aug 68	304	1	1	0	1	2	0	2.69	0.88	SWM	91	24 Jul 70	248	0	0	0	0	0	0		0.00		
MWM	26	14 Aug 68	337	1	1	0	0	0	0	2.00	0.59	SWM	92	23 Jul 70	282	0	0	0	0	0	0		0.00		
MWM	27	19 Aug 68	241	0	0	0	1	0	0	0.46	0.46	SWM	93	14 Jul 70	326	0	0	0	0	0	0		0.00		
MWM	28	20 Aug 68	780	4	0	0	0	1	0	5.05	0.65	SWM	95	8 Jul 70	235	0	0	0	0	0	0		0.00		
MWM	29	13 Aug 68	415	0	1	1	0	0	0	2.24	0.54	SWM	96	7 Jul 70	217	0	0	0	0	0	0		0.00		
MWM	30	13 Aug 68	526	0	0	0	0	0	0	0.00		NWM	14a	25 Aug 70	547	0	0	0	1	0	0		0.19		
MWM	32	3 Sep 68	396	0	0	0	0	0	0	0.00		NWM	15a	19 Aug 70	709	0	0	0	0	0	0		0.00		
MWM	33	30 Aug 68	463	2	2	2	1	0	0	7.44	1.61	NWM	16a	17 Aug 70	237	1	2	0	0	0	0	3.01		1.27	
MWM	34	28 Aug 68	628	0	0	0	1	0	0	0.16	0.16	Cains	7a	29 Jun 70	328	0	0	0	0	0	0		0.00		
MWM	35	26 Aug 68	309	0	0	0	0	0	0	0.00		Main	8a	30 Jun 70	385	0	0	0	0	0	0		0.00		
MWM	36	27 Aug 68	404	0	0	0	0	0	0	0.00		Main	3	10 Sep 71	289	0	0	0	0	0	0		0.00		
NWM	14a	28 Aug 68	547	0	0	0	0	0	0	0.00		Main	4	15 Sep 71	116	0	0	0	0	0	0		0.00		
NWM	15a	15 Aug 68	690	3	0	0	0	0	0	0.51	0.51	Main	5	2 Sep 71	145	0	0	0	0	0	0		0.00		
NWM	16a	21 Aug 68	234	1	0	4	0	1	0	9.24	3.95	Main	6	2 Sep 71	134	0	1	2	0	0	0		2.61		
NWM	17	15 Aug 69	308	3	0	1	0	0	0	5.45	1.77	Main	9	8 Jul 71	324	0	0	0	0	0	0		0.00		
MWM	22	12 Aug 69	376	0	0	0	0	0	0	0.00		Main	10	17 Sep 71	277	0	1	0	0	0	0	1.23		0.44	
MWM	24	11 Aug 69	351	3	4	0	1	1	0	10.27	2.93	Main	13	8 Sep 71	294	10	6	3	5	0	33.89		11.53		
MWM	26	6 Aug 69	337	0	1	0	0	0	0	1.06	0.32	NWM	17	20 Aug 71	308	4	0	1	0	0	0	5.00		1.62	
MWM	27	14 Aug 69	2,209	1	0	0	0	0	0	0.05	0.05	Main	17	16 Sep 71	178	1	2	2	5	0	0		6.55		
MWM	28	19 Aug 69	913	4	0	0	4	0	0	1.02	1.02	MWM	20	7 Jul 71	317	0	0	0	0	0	0		0.00		
MWM	29	22 Aug 69	415	1	0	0	1	0	0	2.76	0.67	MWM	22	16 Aug 71	302	1	0	0	0	0	0		0.34		
MWM	30	22 Aug 69	526	0	0	0	0	0	0	0.00		MWM	23	24 Jun 71	238	3	0	0	0	0	0		1.40		
MWM	32	20 Aug 69	509	1	0	1	0	0	0	2.13	0.42	MWM	24	12 Aug 71	304	1	2	0	1	0	0	4.62		1.	

Table 22 (continued)

Branch ^a	Site	Date	Area (m ²) ^b	Number of eels per sweep						Zippin pop. est.		Eels/100 m ^{2d}	Branch ^a	Site	Date	Area (m ²) ^b	Number of eels per sweep						Zippin pop. est.		Eels/100 m ^{2d}
				in sweep no.						Pop.	±90% CI						in sweep no.						Pop.	±90% CI	
				0.5 ^c	1	2	3	4	5								6	0.5 ^c	1	2	3	4			
MWM	42	30 Jun 71	372	3	1	0	0	0	0	4.00	1.08	MWM	40	13 Sep 72	397	0	2	0	0	0	0	2.13	0.53		
MWM	43	25 Jun 71	410	2	0	0	0	0	0		0.54	MWM	41	11 Sep 72	521	0	0	0	0	0	0		0.00		
MWM	44	28 Jun 71	381	0	0	0	0	0	0		0.00	MWM	42	12 Sep 72	353	0	1	0	0	0	0	1.06	0.30		
MWM	45	23 Jun 71	354	4	0	0	0	0	0		1.26	MWM	43	18 Aug 72	347	0	0	0	0	0	0		0.00		
MWM	46	22 Jun 71	306	0	0	0	0	0	0		0.00	MWM	44	21 Aug 72	241	1	1	0	2	0	0	8.56	3.55		
SWM	47	23 Jul 71	371	7	2	3	3	1		19.11	5.15	MWM	45	15 Aug 72	238	2	1	1	0	0	4.09	1.72			
SWM	48	15 Jul 71	300	3	1	0	1			5.46	1.82	MWM	46	16 Aug 72	273	0	0	0	0	0		0.00			
SWM	49	4 Aug 71	326	0	0	1	0	0	0		0.34	SWM	47	14 Jul 72	242	0	0	1	0	0		0.48			
SWM	50	27 Aug 71	393	0	0	0	0	0	0		0.00	SWM	48	4 Aug 72	257	3	0	0	1	1	6.33	2.46			
SWM	51	8 Jul 71	251	0	0	0	0	0	0		0.00	SWM	49	18 Jul 72	377	0	0	0	0	0		0.00			
SWM	58	27 Jul 71	579	0	0	0	0	0	0		0.00	SWM	52	22 Aug 72	280	1	0	1	0	1		1.19			
SWM	59	5 Aug 71	371	0	0	0	0	0	0		0.00	SWM	58	2 Aug 72	575	0	0	0	0	0		0.00			
SWM	60	20 Jul 71	260	0	0	0	0	0	0		0.00	SWM	59	24 Jul 72	371	0	0	0	0	0		0.00			
SWM	61	22 Jul 71	266	0	0	0	0	0	0		0.00	SWM	60	27 Jul 72	292	0	0	0	0	0		0.00			
SWM	62	7 Jul 71	379	0	0	0	0	0	0		0.00	SWM	61	13 Jul 72	258	1	0	0	0	0		0.45			
SWM	63	19 Aug 71	307	0	2	0	0	0	0	2.13	0.69	SWM	62	11 Jul 72	259	0	1	0	0	0	1.06	0.41			
SWM	64	16 Jul 71	230	0	0	0	0	0	0		0.00	SWM	63	10 Aug 72	241	5	4	1	0	0	10.09	4.19			
SWM	65	19 Jul 71	278	0	0	0	0	0	0		0.00	SWM	65	8 Aug 72	407	0	0	0	0	0		0.00			
SWM	66	21 Jul 71	297	0	0	0	0	0	0		0.00	SWM	66	9 Aug 72	234	0	0	0	0	0		0.00			
SWM	67	6 Aug 71	334	0	0	0	0	0	0		0.00	SWM	67	25 Jul 72	482	0	0	0	0	0		0.00			
SWM	68	13 Aug 71	435	0	0	0	0	0	0		0.00	SWM	68	14 Aug 72	299	0	0	0	0	0		0.00			
SWM	69	18 Aug 71	315	0	0	0	0	0	0		0.00	SWM	69	15 Aug 72	327	0	0	0	0	0		0.00			
SWM	70	8 Jul 71	324	2	1	0	0	0	0	3.00	0.93	SWM	70	1 Aug 72	478	0	0	1	0	0		0.24			
SWM	71	28 Jul 71	334	0	0	0	0	0	0		0.00	SWM	72	23 Jun 72	275	0	0	0	0	0		0.00			
SWM	72	27 Aug 71	242	0	0	0	0	0	0		0.00	SWM	73	22 Jun 72	131	0	0	0	0	0		0.00			
SWM	73	20 Aug 71	101	0	0	0	0	0	0		0.00	SWM	74	31 Aug 72	335	0	0	0	0	0		0.00			
SWM	75	1 Sep 71	440	0	0	0	0	0	0		0.00	SWM	75	29 Aug 72	167	1	0	1	0	0	2.46	1.48			
SWM	76	19 Aug 71	215	0	0	0	0	0	0		0.00	SWM	76	17 Aug 72	223	2	1	0	1	0	4.25	1.90			
SWM	77	11 Aug 71	350	1	0	0	0	0	0		0.32	SWM	77	16 Aug 72	269	1	0	0	0	0		0.41			
SWM	78	16 Aug 71	220	0	0	0	0	0	0		0.00	SWM	79	11 Jul 72	298	1	0	0	0	0		0.37			
SWM	79	21 Jul 71	278	1	0	0	0	0	0		0.40	SWM	80	13 Jul 72	414	0	0	0	0	0		0.00			
SWM	80	2 Aug 71	421	0	0	0	0	0	0		0.00	SWM	81	6 Jul 72	346	0	1	0	0	0	1.06	0.31			
SWM	81	22 Jul 71	417	1	0	0	0	0	0		0.28	SWM	82	5 Sep 72	308	0	0	0	0	0		0.00			
SWM	82	23 Jul 71	328	0	0	0	0	0	0		0.00	SWM	83	31 Aug 72	356	0	0	0	0	0		0.00			
SWM	83	26 Jul 71	332	0	0	0	0	0	0		0.00	SWM	84	17 Aug 72	358	2	1	1	0	1	6.33	1.77			
SWM	84	24 Aug 71	220	0	0	1	0	0	0		0.51	SWM	85	29 Aug 72	359	0	0	0	0	0		0.00			
SWM	85	24 Aug 71	310	0	0	0	0	0	0		0.00	SWM	86	25 Jul 72	386	1	2	0	1	0	4.62	1.20			
SWM	89	5 Aug 71	268	0	0	0	0	0	0		0.00	SWM	87	3 Aug 72	370	0	1	1	0	0	2.76	0.75			
SWM	90	28 Jul 71	231	0	0	0	0	0	0		0.00	SWM	88	24 Jul 72	328	0	0	0	0	0		0.00			
SWM	91	29 Jul 71	250	0	0	0	0	0	0		0.00	SWM	89	28 Aug 72	369	0	0	0	0	0		0.00			
SWM	92	23 Aug 71	252	0	0	0	0	0	0		0.00	SWM	90	22 Aug 72	323	0	0	0	0	0		0.00			
SWM	93	4 Aug 71	271	0	0	0	0	0	0		0.00	SWM	91	9 Aug 72	290	0	1	0	0	0	1.06	0.37			
SWM	94	26 Aug 71	303	0	0	0	0	0	0		0.00	SWM	92	8 Aug 72	285	0	0	0	0	0		0.00			
SWM	95	12 Jul 71	253	1	0	1	0	0	0	2.13	0.84	SWM	94	7 Aug 72	305	0	0	0	0	0		0.00			
SWM	96	19 Jul 71	289	0	0	0	0	0	0		0.00	SWM	95	18 Jul 72	324	0	0	0	0	0		0.00			
SWM	97	1 Sep 71	400	6	1	4	4			54.71	13.68	SWM	96	18 Jul 72	302	0	0	0	0	0		0.00			
SWM	98	31 Aug 71	294	7	5	3	7			162.47	55.30	SWM	97	24 Aug 72	393	4	6	4	1	3	28.67	7.29			
Ren	12a	7 Sep 71	329	6	8	10	6	1		49.51	15.03	SWM	98	15 Sep 72	416	8	6	0	3	1	19.39	4.66			
NWM	14a	27 Aug 71	557	0	0	0	0	0	0		0.00	Tom	99	5 Oct 72	254	0	0	0	0	0		0.00			
NWM	14a	30 Aug 71	263	3	8	4	2			35.04	13.31	Tom	113	29 Aug 72	245	0	0	0	0	0		0.00			
NWM	15a	17 Aug 71	696	1	0	0	1	0		2.76	0.40	Ren	12a	20 Sep 72	356	10	3	1	1		15.33	4.31			
NWM	15a	30 Aug 71	334	5	0	0	0	0			1.75	NWM	14a	16 Aug 72	561	2	0	0	0	0	0		0.37		
NWM	16a	11 Aug 71	298	3	0	2	1	0	0	6.26	2.10	NWM	14a	7 Sep 72	356	1	3	1	0	0	6.15	1.73			
NWM	16a	16 Sep 71	350	15	3	3	1			22.52	6.44	NWM	15a	21 Aug 72	787	1	1	1	0	0	3.19	0.41			
Dun	2a	9 Sep 71	348	1	0	0	1	0		2.76	0.79	NWM	15a	7 Sep 72	387	0	0	0	0	0		0.00			
Cains	7a	30 Jul 71	353	0	1	0	0	0		1.06	0.30	NWM	16a	23 Aug 72	248	1	0	1	2	0		1.79			
Main	8a	9 Jul 71	338	1	0	0	0	1		0.66	0.66	NWM	16a	18 Sep 72	352	44	16	17	14	9	117.36	19.49	33.32		
Main	3	8 Sep 72	333	1	0	2	0			7.23	2.17	Dun	2a	1 Sep 72	397	0	0	0	0	0		0.00			
Main	4	14 Jul 72	116	0	0	0	0	0			0.00	Cains	7a	4 Aug 72	296	0	0	0	0	0		0.00			
Main	5	28 Jun 72	205	0	1	0	0			1.23	0.60	Main	8a	21 Jul 72	409	2	3	1	0	0	6.19	1.51			
Main	6	28 Jun 72	168	0	0	0	0				0.00	Main	3	28 Aug 73	300	2	0	0	0			0.83			
Main	9	31 Jul 72	289	0	0	0	0	0			0.00	Main	4	12 Jul 73	125	1	1	0	0		2.04	1.62			
Main	10	26 Jul 72	365	3	2	1	2			14.42	3.95	Main	5	13 Jul 73	221	0	0	0	0	0		0.00			
Main	11	25 Aug 72	347	0	0	0	0				0.00	Main	6	12 Jul 73	235	0	0	0	0	0		0.00			
Main	13	14 Sep 72	383	14	7	6	4	3		39.59	10.33	Main	9	12 Jul 73	290	0	0	0	0			0.00			
Main	17	18 Sep 72	329	5	1	4	6				5.67	Main	10	11 Jul 73	362	2	0	1	0	1	5.53	1.53			
NWM	17	4 Oct 72	339	0	0	0	0	0			0.00	Main	11	20 Jul 73	398	2	1	2	2	0	10.53	2.64			
MWM	18	21 Sep 72	402	0	1	0	0	0		1.06	0.26	Main	13	24 Aug 73	361	8	4	2	2		18.08	5.01			
MWM	22	11 Aug 72	353	2	1	0	3	1	0	10.78	3.05	Main	17	18 Jul 73	335	6	4	5	3		35.16	10.50			
MWM	23	10 Aug 72	252	3	7	5	2	1		24.88	9.88	MWM	17	23 Aug 73	314	0	0	0	0	2	0		0.65		
MWM	24	1 Sep 72	298	1	1	2	1	0		7.83	2.63	MWM	18	11 Sep 73	388	0	0	0	0	0		0.00			
MWM	26	9 Aug 72	367	1	0	1	0	0	0	2.05	0.56	MWM	19	17 Sep 73	92	0	0	0	0	0	0		0.00		
MWM	27	30 Aug 72																							

Table 22 (continued)

Branch ^a	Site	Date	Area (m ²) ^b	Number of eels per sweep						Zippin pop. est.		Eels/ 100 m ^{2d}	Branch ^a	Site	Date	Area (m ²) ^b	Number of eels per sweep						Zippin pop. est.		Eels/ 100 m ^{2d}		
				in sweep no.						Pop.	±90%						Pop.	±90%	in sweep no.							Pop.	±90%
				0.5 ^c	1	2	3	4	5	6	CI						100	CI	0.5 ^c	1	2	3	4	5		6	CI
MWM	30	22 Aug 73	599	0	0	0	0	0	0	0.00		MWM	21	12 Aug 74	327	0	1	0	0	0	0	1.06	0.32				
MWM	32	21 Aug 73	404	1	0	0	0	0	0	0.25		MWM	22	22 Aug 74	316	0	0	0	0	0	0		0.00				
MWM	33	17 Aug 73	474	1	1	0	0	0	0	2.00	0.42	MWM	23	20 Aug 74	287	1	0	0	0	0	0		0.39				
MWM	34	15 Aug 73	694	0	0	0	4	2	1	1.03		MWM	25	9 Aug 74	305	0	0	0	0	0	0		0.00				
MWM	35	13 Aug 73	331	0	0	0	0	0	0	0.00		MWM	26	12 Aug 74	344	1	2	2	2	0	0	13.63	3.96				
MWM	36	14 Aug 73	423	0	0	0	0	0	0	0.00		MWM	27	13 Aug 74	258	0	1	0	0	0	0	1.06	0.41				
MWM	40	22 Aug 73	358	2	1	0	0	0	1	4.62	1.29	MWM	28	8 Aug 74	608	0	2	1	0	0		7.23	1.19				
MWM	41	17 Aug 73	348	0	0	0	0	0	0	0.00		MWM	29	28 Aug 74	412	1	4	0	0	0	0	5.14	1.25				
MWM	42	7 Sep 73	378	1	0	0	0	0	0	0.29	0.37	MWM	30	28 Aug 74	475	1	0	0	0	0			0.25				
MWM	43	20 Jul 73	334	0	1	0	0	0	0	1.23	0.32	MWM	31	29 Aug 74	324	0	0	0	0	0			0.00				
MWM	44	23 Jul 73	334	0	1	0	0	0	0	1.06	0.32	MWM	32	22 Aug 74	508	0	0	0	0	1			0.22				
MWM	45	30 Jul 73	232	1	1	1	1	0	0	5.53	2.38	MWM	33	22 Aug 74	409	2	1	1	0	0	4.29	1.05					
MWM	46	5 Jul 73	292	0	0	0	0	0	0	0.00		MWM	34	19 Aug 74	742	3	3	2	0	0	9.04	1.22					
SWM	47	2 Aug 73	324	0	4	0	0	1	0	7.83	2.42	MWM	35	19 Aug 74	292	0	1	0	0	0	1.06	0.36					
SWM	48	10 Aug 73	261	0	0	0	0	0	0	0.00		MWM	36	19 Aug 74	372	0	0	0	0	0			0.00				
SWM	49	23 Jul 73	333	4	0	0	0	1	0	5.14	1.54	MWM	37	16 Sep 74	356	0	0	0	0	0			0.00				
SWM	50	31 Aug 73	393	0	0	0	0	0	0	0.00		MWM	38	6 Sep 74	367	0	0	0	0	0			0.00				
SWM	51	14 Aug 73	283	0	0	0	0	0	0	0.00		MWM	39	17 Sep 74	367	0	0	0	0	0			0.00				
SWM	52	16 Jul 73	336	0	0	0	0	0	0	0.00		MWM	40	16 Jul 74	415	0	0	0	0	1			0.27				
SWM	53	17 Aug 73	327	0	0	0	0	1	0	0.34	0.37	MWM	41	29 Jul 74	386	0	1	0	0	0	1.23	0.32					
SWM	58	27 Aug 73	375	0	0	0	0	0	0	0.00		MWM	42	26 Aug 74	385	1	3	0	0	0	4.09	1.06					
SWM	59	30 Jul 73	371	0	0	0	0	0	0	0.00		MWM	43	16 Jul 74	345	0	0	0	0	0			0.00				
SWM	60	1 Aug 73	266	0	0	0	0	0	0	0.00		MWM	44	26 Aug 74	348	1	0	0	0	0			0.32				
SWM	61	27 Jul 73	276	0	0	0	0	0	0	0.00		MWM	45	27 Aug 74	236	5	1	0	1	0	7.06	2.99					
SWM	62	24 Jul 73	403	1	0	0	0	0	0	0.28	0.28	MWM	46	17 Jul 74	281	0	0	0	0	0			0.00				
SWM	63	21 Aug 73	332	2	2	0	1	0	0	5.31	1.60	SWM	47	19 Jul 74	327	5	2	2	0	1	10.63	3.25					
SWM	64	12 Sep 73	221	0	0	0	0	0	0	0.00		SWM	48	16 Aug 74	343	0	0	0	0	0			0.00				
SWM	65	31 Jul 73	440	0	0	0	0	0	0	0.00		SWM	49	28 Jun 74	352	0	0	0	0	0			0.00				
SWM	66	6 Sep 73	312	0	0	0	0	0	0	0.00		SWM	50	26 Jul 74	365	2	1	0	0	0	3.00	0.82					
SWM	67	18 Jul 73	334	0	0	0	0	0	0	0.00		SWM	52	10 Jul 74	263	0	0	0	0	0			0.00				
SWM	68	16 Aug 73	441	0	0	0	0	0	0	0.00		SWM	53	29 Jul 74	306	0	1	0	0	0	1.06	0.35					
SWM	69	31 Jul 73	323	0	0	0	0	0	0	0.00		SWM	55	6 Sep 74	263	0	0	0	0	0			0.00				
SWM	70	25 Jul 73	382	0	0	0	0	0	0	0.00		SWM	56	9 Sep 74	285	0	0	0	0	0			0.00				
SWM	71	5 Sep 73	334	0	0	0	0	0	0	0.00		SWM	57	10 Sep 74	352	0	0	0	0	0			0.00				
SWM	72	23 Aug 73	198	0	0	0	0	0	0	0.00		SWM	58	15 Aug 74	376	0	0	0	0	0			0.00				
SWM	73	9 Aug 73	99	0	0	0	0	0	0	0.00		SWM	59	5 Sep 74	323	1	0	0	0	1			0.69				
SWM	74	24 Aug 73	869	0	0	0	0	0	0	0.00		SWM	60	3 Jul 74	294	0	0	0	0	0			0.00				
SWM	75	30 Aug 73	306	1	2	0	0	0	0	3.04	0.99	SWM	61	3 Jul 74	295	2	1	0	0	0	3.00	1.02					
SWM	76	20 Aug 73	212	0	0	0	0	0	0	0.00		SWM	62	4 Jul 74	392	0	1	0	0	0	1.23	0.31					
SWM	77	12 Sep 73	343	0	0	0	0	0	0	0.00		SWM	63	9 Aug 74	343	0	1	0	0	0	1.06	0.31					
SWM	79	3 Jul 73	293	0	0	0	0	0	0	0.00		SWM	64	1 Aug 74	217	0	0	0	0	0			0.00				
SWM	80	27 Jun 73	443	0	0	0	0	0	0	0.00		SWM	65	30 Jul 74	426	2	1	1	0	0	4.09	0.96					
SWM	81	26 Jun 73	307	0	1	0	0	0	0	1.23	0.40	SWM	66	27 Aug 74	292	0	0	0	0	0			0.00				
SWM	82	25 Jul 73	264	0	0	0	0	0	0	0.00		SWM	67	2 Jul 74	325	0	1	0	0	0	1.23	0.38					
SWM	83	6 Aug 73	219	0	0	0	0	0	0	0.00		SWM	68	23 Jul 74	381	0	0	0	0	0			0.00				
SWM	84	4 Sep 73	223	0	0	0	0	0	0	0.00		SWM	69	30 Jul 74	275	0	0	0	0	0			0.00				
SWM	85	29 Aug 73	276	0	0	1	0	0	0	0.40	0.40	SWM	70	8 Aug 74	420	0	0	0	0	0			0.00				
SWM	86	20 Aug 73	303	0	1	0	1	0	0	0.74	0.74	SWM	71	30 Aug 74	346	0	1	0	0	0	1.06	0.31					
SWM	87	6 Sep 73	406	0	0	0	0	0	0	0.00		SWM	72	9 Jul 74	220	0	0	0	0	0			0.00				
SWM	88	6 Sep 73	305	0	0	0	0	0	0	0.00		SWM	73	2 Jul 74	127	0	0	0	0	0			0.00				
SWM	89	19 Jul 73	341	0	1	0	0	0	0	1.06	0.31	SWM	74	29 Aug 74	600	0	0	0	0	0			0.00				
SWM	90	10 Jul 73	403	0	0	0	0	0	0	0.00		SWM	75	20 Aug 74	295	3	3	0	3	0	10.88	3.69					
SWM	91	8 Aug 73	315	0	0	0	0	0	0	0.00		SWM	76	21 Aug 74	198	0	1	0	0	0	1.06	0.54					
SWM	92	1 Aug 73	272	0	0	0	0	0	0	0.00		SWM	77	9 Sep 74	359	1	0	0	0	0			0.31				
SWM	94	31 Jul 73	209	0	0	0	0	0	0	0.00		SWM	79	18 Jul 74	287	0	0	0	0	0			0.00				
SWM	95	24 Jul 73	293	0	0	0	0	0	0	0.00		SWM	80	8 Jul 74	405	0	0	0	0	0			0.00				
SWM	96	24 Jul 73	290	0	0	0	0	0	0	0.00		SWM	81	26 Jun 74	295	0	1	0	0	0	1.23	0.42					
SWM	97	15 Aug 73	374	4	4	6	1	0	0	28.32	7.56	SWM	82	25 Jun 74	286	0	0	0	0	0			0.00				
SWM	98	26 Jul 73	388	10	3	3	1	0	0	17.29	4.46	SWM	83	23 Jul 74	237	0	0	0	0	0			0.00				
Tom	99	31 Aug 73	206	0	0	0	0	0	0	0.00		SWM	84	16 Aug 74	274	2	0	2	0	0	4.92	1.79					
Tom	113	28 Aug 73	145	0	0	0	0	0	0	0.00		SWM	85	25 Jul 74	304	0	0	0	0	0			0.00				
Ren	12a	14 Sep 73	365	12	5	4	1	1	0	23.85	6.53	SWM	86	31 Jul 74	438	2	0	0	0	0			0.51				
NWM	14a	16 Aug 73	561	1	0	1	0	0	0	2.05	0.36	SWM	87	24 Jul 74	361	0	0	0	0	0			0.00				
NWM	14a	30 Aug 73	296	6	2	0	1	1	0	10.42	3.52	SWM	88	24 Jul 74	316	1	0	0	0	0			0.35				
NWM	15a	1 Aug 73	696	0	1	0	0	0	0	1.02	0.15	SWM	89	22 Jul 74	366	0	0	0	0	0			0.00				
NWM	15a	30 Aug 73	315	0	0	0	0	0	0	0.00		SWM	90	9 Jul 74	339	0	0	0	0	0			0.00				
NWM	16a	18 Jul 73	280	35	18	9	16	8	0	105.02	23.15	37.55	SWM	91	14 Aug 74	241	0	0	0	0	0			0.00			
NWM	16a	20 Aug 73	248	0	1	0	0	1	0	0.90	0.90	SWM	92	14 Aug 74	213	0	0	0	0	0			0.00				
Dun	2a	27 Aug 73	347	1	0	0	0	0	0	0.34	0.34	SWM	94	10 Aug 74	170	0	0	0	0	0			0.00				
Cains	7a	31 Aug 73	326	0	0	0	0	0	0	0.00		SWM	95	30 Jul 74	238	0	0	0	0	0			0.00				
Main	8a	13 Jul 73	366	0	0	0	0</																				

Table 22 (continued)

Branch ^a	Site	Date	Area (m ²) ^b	Number of eels per sweep						Zippin pop. est.		Eels/ 100 m ^{2d}	Branch ^a	Site	Date	Area (m ²) ^b	Number of eels per sweep						Zippin pop. est.		Eels/ 100 m ^{2d}
				in sweep no.						Pop.	±90%						Pop.	±90%							
				0.5 ^c	1	2	3	4	5	6	Cl						100	Cl							
Main	1	27 Jun 75	378	3	1	1	1	1	9.06		2.39	SWM	98	11 Jul 75	373	7	2	4	5	0	22.59		6.06		
Main	4	11 Sep 75	123	0	0	0	0	0			0.00	Ren	12a	21 Jul 75	294	9	5	4	4		24.29		8.26		
Main	5	11 Sep 75	142	0	0	0	0	0			0.00	NWM	14a	27 Aug 75	337	10	2	0	1	2	15.55		4.61		
Main	9	18 Jul 75	272	1	1	0	0	0	2.01		0.74	NWM	15a	27 Aug 75	329	0	3	0	0	0	3.69		1.12		
Main	10	7 Jul 75	390	3	4	1	0	0	8.17		2.10	NWM	16a	15 Sep 75	270	6	6	10	3	3	50.33	90.95	18.62		
Main	11	5 Sep 75	374	0	0	0	0	0			0.00	Dun	2a	22 Jul 75	312	0	1	0	0	0	1.23		0.39		
Main	13	10 Jul 75	306	6	3	2	1	1	14.09		4.60	Cains	7a	12 Aug 75	332	1	1	0	0	0	2.01		0.61		
Main	17	9 Sep 75	292	5	3	0	1		9.43		3.23	Main	8a	4 Jul 75	354	2	3	3	0	0	8.80		2.48		
MWM	18	24 Jun 75	404	2	2	1	2	1	17.13		4.24	Main	1	25 Jun 76	297	2	3	2	0	0	7.44		2.51		
MWM	19	23 Jun 75	193	1	0	1	4	0			3.46	Main	3	16 Jul 76	335	5	2	0	0	0	7.00		2.09		
MWM	21	26 Jun 75	325	2	3	0	0	0	5.05		1.55	Main	4	6 Aug 76	130	0	1	0	0	0	1.23		0.95		
MWM	22	25 Jun 75	322	1	0	0	0	0			0.35	Main	5	20 Jul 76	156	0	0	0	0	0			0.00		
MWM	23	3 Jul 75	256	2	0	1	0	0	3.04		1.19	Main	9	23 Jul 76	278	0	0	0	0	0			0.00		
MWM	24	16 Sep 75	284	2	0	0	0	0			0.78	Main	10	8 Jul 76	344	1	1	0	0	0	2.01		0.58		
MWM	26	2 Jul 75	373	0	0	0	0	0			0.00	Main	11	7 Aug 76	332	0	0	0	0	0			0.00		
MWM	27	4 Jul 75	261	0	0	2	0	0			0.85	Main	13	30 Jun 76	310	8	2	1	1	1	13.43		4.33		
MWM	28	13 Aug 75	828	0	0	0	0	0			0.00	MWM	18	22 Jun 76	379	1	1	1	0	0	3.19		0.84		
MWM	29	14 Aug 75	386	0	1	0	0	0	1.06		0.28	MWM	19	23 Jun 76	169	3	0	1	0	0	4.02		2.38		
MWM	30	14 Aug 75	400	0	0	0	0	0			0.00	MWM	21	24 Jun 76	312	0	0	0	1	1			0.71		
MWM	31	13 Aug 75	292	2	3	2	0	0	7.44		2.55	MWM	22	25 Jun 76	282	0	0	0	1	0			0.39		
MWM	33	28 Aug 75	456	2	3	0	0	1	6.70		1.47	MWM	23	9 Jul 76	265	1	3	0	2	0	8.29		3.13		
MWM	34	8 Sep 75	733	0	0	2	1	0			0.46	MWM	24	26 Aug 76	272	5	4	2	1		13.89		5.11		
MWM	35	10 Sep 75	425	0	0	0	0	0			0.00	MWM	26	30 Jun 76	390	0	1	0	1	0			0.57		
MWM	36	26 Aug 75	390	0	0	0	0	0			0.00	MWM	27	9 Jul 76	259	0	0	0	0	0			0.00		
MWM	37	25 Aug 75	364	0	0	0	1	0			0.31	MWM	28	23 Aug 76	850	1	0	0	0	0			0.13		
MWM	38	30 Jul 75	410	0	0	0	0	0			0.00	MWM	29	5 Aug 76	383	0	3	0	0	1	8.56		2.24		
MWM	39	15 Aug 75	364	0	0	0	0	0			0.00	MWM	30	5 Aug 76	409	0	0	0	0	0			0.00		
MWM	40	18 Jul 75	297	0	0	0	0	0			0.00	MWM	31	4 Aug 76	296	2	1	2	0	0	5.31		1.80		
MWM	41	14 Jul 75	347	1	0	0	1	0	2.76		0.80	MWM	33	9 Sep 76	443	0	0	0	2	0			0.50		
MWM	42	25 Aug 75	339	0	1	0	0	0	1.06		0.31	MWM	35	28 Jul 76	429	0	0	0	0	0			0.00		
MWM	43	16 Jul 75	331	0	0	0	0	0			0.00	MWM	36	28 Jul 76	385	0	1	3	0	0	8.56		2.23		
MWM	44	20 Aug 75	335	0	0	0	0	0			0.00	MWM	37	27 Aug 76	332	0	0	0	0	0			0.00		
MWM	45	12 Aug 75	238	2	0	0	0	0			0.94	MWM	38	19 Jul 76	369	2	0	0	0	0			0.60		
MWM	46	15 Jul 75	295	0	0	0	0	0			0.00	MWM	39	7 Sep 76	369	0	1	0	0	0	1.06		0.29		
SWM	47	17 Jul 75	329	1	5	1	1	2	25.33		7.69	MWM	40	4 Aug 76	303	0	0	0	0	0			0.00		
SWM	48	8 Aug 75	289	0	0	0	0	0			0.00	MWM	41	6 Jul 76	354	1	0	1	0	0	2.13		0.60		
SWM	49	8 Jul 75	361	2	0	0	0	0			0.62	MWM	42	9 Sep 76	337	0	0	0	0	0			0.00		
SWM	50	22 Jul 75	335	0	0	0	0	0			0.00	MWM	43	7 Sep 76	272	0	0	0	0	0			0.00		
SWM	52	11 Jul 75	255	1	0	1	1	0	5.27		2.06	MWM	44	23 Aug 76	361	1	0	2	0	1			1.23		
SWM	53	7 Aug 75	295	0	0	0	0	0			0.00	MWM	45	22 Jul 76	234	6	3	1	0	0	10.05		4.30		
SWM	55	20 Aug 75	258	1	0	0	0	0			0.43	MWM	46	21 Jul 76	311	1	0	0	0	0			0.36		
SWM	56	29 Aug 75	260	0	0	0	0	0			0.00	SWM	47	9 Aug 76	303	3	3	3	2	0	13.56		4.47		
SWM	57	22 Aug 75	331	0	0	0	0	0			0.00	SWM	48	21 Jul 76	353	0	0	1	0	0			0.32		
SWM	58	1 Aug 75	377	11	1	0	0	0	12.00		3.18	SWM	49	6 Jul 76	381	1	1	2	1	1			1.75		
SWM	59	4 Sep 75	295	0	0	0	0	0			0.00	SWM	52	12 Jul 76	251	2	1	0	0	0	3.00		1.20		
SWM	60	9 Jul 75	305	1	0	0	0	0			0.36	SWM	53	8 Sep 76	244	0	0	0	0	0			0.00		
SWM	61	15 Jul 75	252	0	1	1	0	0	2.76		1.10	SWM	56	25 Aug 76	305	0	0	0	0	0			0.00		
SWM	62	10 Jul 75	380	6	0	1	0	0	7.00		1.84	SWM	57	25 Aug 76	371	0	0	0	0	0			0.00		
SWM	63	11 Aug 75	400	0	0	2	0	0			0.56	SWM	58	26 Jul 76	428	0	0	0	0	0			0.00		
SWM	64	25 Jul 75	237	0	1	0	0	0	1.06		0.45	SWM	60	5 Jul 76	357	0	0	0	0	0			0.00		
SWM	65	31 Jul 75	356	2	4	0	0	0	6.08		1.71	SWM	61	31 Aug 76	299	0	0	0	0	0			0.00		
SWM	66	21 Aug 75	286	0	0	0	0	0			0.00	SWM	62	7 Jul 76	401	4	0	2	0	0	6.08		1.52		
SWM	67	6 Aug 75	361	0	0	0	0	0			0.00	SWM	64	3 Aug 76	215	0	0	0	0	0			0.00		
SWM	68	18 Aug 75	371	1	1	0	0	0	2.01		0.54	SWM	65	29 Jul 76	384	1	0	0	1	1			0.87		
SWM	69	31 Jul 75	257	0	0	0	0	0			0.00	SWM	67	6 Aug 76	360	1	0	0	0	0			0.31		
SWM	70	5 Aug 75	334	1	0	0	1	0	2.76		0.83	SWM	69	29 Jul 76	281	1	0	0	0	0			0.41		
SWM	71	25 Jul 75	308	0	0	0	0	0			0.00	SWM	70	27 Jul 76	320	0	0	0	0	0			0.00		
SWM	72	12 Sep 75	216	0	0	0	0	0			0.00	SWM	71	3 Aug 76	316	0	0	0	0	0			0.00		
SWM	73	12 Sep 75	97	0	0	0	0	0			0.00	SWM	72	19 Aug 76	239	0	0	0	0	0			0.00		
SWM	74	24 Jul 75	538	0	0	0	0	0			0.00	SWM	73	10 Sep 76	100	0	0	0	0	0			0.00		
SWM	75	18 Aug 75	302	1	0	0	0	0			0.37	SWM	74	10 Sep 76	434	2	0	0	0	0			0.51		
SWM	76	15 Aug 75	219	0	0	0	0	0			0.00	SWM	75	24 Aug 76	310	0	0	0	0	0			0.00		
SWM	77	6 Aug 75	362	1	1	0	0	1	5.27		1.46	SWM	76	24 Aug 76	200	0	2	0	0	1			1.67		
SWM	79	17 Jul 75	290	0	0	0	0	0			0.00	SWM	77	13 Sep 76	314	0	0	0	0	0			0.00		
SWM	80	7 Jul 75	390	0	0	0	0	0			0.00	SWM	79	8 Jul 76	298	0	0	0	0	0			0.00		
SWM	81	8 Jul 75	349	1	0	0	0	0			0.33	SWM	80	29 Jun 76	416	0	0	0	0	0			0.00		
SWM	82	30 Jun 75	294	0	0	0	0	0			0.00	SWM	81	25 Jun 76	363	0	1	0	0	0	1.23		0.34		
SWM	83	3 Jul 75	253	0	0	0	0	0			0.00	SWM	82	29 Jun 76	298	2	1	0	0	0	3.00		1.01		
SWM	84	5 Aug 75	281	0	1	1	1	1			1.58	SWM	83	24 Jun 76	259	0	0	0	0	0			0.00		
SWM	85	23 Jul 75	306	0	0	0	0	0			0.00	SWM	84	8 Sep 76	297	2	0	0	0	0			0.75		
SWM	86	31 Jul 75	465	0	0	0	1	0			0.24	SWM	86	1 Sep 76	439	1	0	0	0	0			0.25		
SWM	87	19 Aug 75	390	1	0	0	0	0			0.29	SWM	87	1 Sep 76											

Table 22 (continued)

Branch ^a	Site	Date	Area (m ²) ^b	Number of eels per sweep						Zippin pop. est.		Eels/ 100 m ^{2d}	Branch ^a	Site	Date	Area (m ²) ^b	Number of eels per sweep						Zippin pop. est.		Eels/ 100 m ^{2d}
				in sweep no.						Pop.	±90%						Pop.	±90%							
				0.5 ^c	1	2	3	4	5	6	CI						100	CI	0.5 ^c	1	2	3	4	5	
Ren	12a	19 Jul 76	377	3	1	0	1	0	5.14	1.36	SWM	94	10 Aug 77	168	0	0	0	0	0	0	0.00				
NWM	14a	27 Jul 76	386	2	1	4	1	1	21.03	5.44	SWM	95	28 Jul 77	255	1	1	0	0	0	2.01	0.79				
NWM	15a	30 Aug 76	337	1	1	0	0	0	2.04	0.60	SWM	96	28 Jul 77	261	0	0	0	0	0	0.00	0.00				
NWM	16a	23 Jul 76	275	10	16	4	4	4	47.00	17.12	SWM	97	24 Aug 77	340	8	4	2	3	20.90	6.16					
Dun	2a	30 Aug 76	309	0	0	0	0	0	0.00	0.00	SWM	98	15 Jul 77	376	10	6	6	1	1	25.76	6.86				
Cains	7a	12 Jul 76	355	1	0	0	0	1	0.63	0.63	Ren	12a	15 Aug 77	368	3	0	1	0	0	4.02	1.09				
Main	8a	9 Aug 76	339	1	0	0	0	0	0.33	0.33	NWM	14a	26 Aug 77	380	0	2	0	1	0	5.27	1.39				
Main	1	5 Jul 77	357	3	1	2	2	1	15.80	4.43	NWM	15a	9 Sep 77	305	0	0	0	0	0	0.00	0.00				
Main	4	22 Jul 77	128	1	0	0	0	0	0.87	0.87	NWM	16a	2 Sep 77	293	11	1	0	2	1	15.30	5.22				
Main	5	22 Jul 77	157	0	0	0	0	0	0.00	0.00	Dun	2a	8 Jul 77	432	1	0	0	0	0	0.26	0.26				
Main	9	7 Jul 77	289	0	1	0	0	0	1.06	0.37	Cains	7a	6 Jul 77	338	0	0	0	0	0	0.00	0.00				
Main	10	6 Jul 77	377	1	0	0	0	0	0.30	0.30	Main	8a	5 Jul 77	392	2	1	1	0	0	4.09	1.04				
Main	11	7 Jul 77	490	0	0	0	0	0	0.00	0.00	Main	1	27 Jun 78	357	0	0	0	0	1	0.31	0.31				
Main	13	8 Aug 77	372	4	3	1	1	1	11.31	3.04	Main	4	28 Jul 78	131	1	0	0	0	0	0.89	0.89				
Main	17	2 Aug 77	319	3	3	5	2		112.13	35.14	Main	5	28 Jul 78	147	0	0	0	0	0	0.00	0.00				
MWM	18	15 Jul 77	358	3	0	1	1	0	5.31	1.49	Main	9	29 Jun 78	295	0	0	0	0	0	0.00	0.00				
MWM	19	8 Jul 77	164	2	0	0	0	1	3.63	2.21	Main	10	29 Jun 78	382	0	0	0	0	0	0.00	0.00				
MWM	21	13 Jul 77	314	2	1	0	0	0	3.00	0.96	Main	11	14 Jul 78	512	0	0	0	0	0	0.00	0.00				
MWM	22	12 Jul 77	291	2	0	0	0	0	0.77	0.77	Main	13	9 Aug 78	364	7	3	2	1	1	14.88	4.09				
MWM	23	25 Jul 77	280	0	1	1	0	1	1.19	1.19	Main	17	24 Jul 78	334	2	2	3	0	0	10.15	3.03				
MWM	24	19 Aug 77	277	2	0	1	0	0	3.04	1.10	MWM	18	25 Aug 78	318	0	0	0	1	0	0.35	0.35				
MWM	26	18 Jul 77	368	1	0	1	0	0	2.46	0.67	MWM	19	5 Sep 78	159	0	0	0	0	0	0.00	0.00				
MWM	27	23 Aug 77	285	0	0	0	0	0	0.00	0.00	MWM	21	18 Aug 78	288	0	0	0	0	0	0.00	0.00				
MWM	28	31 Aug 77	781	2	1	0	0	0	3.00	0.38	MWM	22	7 Sep 78	292	0	0	0	0	0	0.00	0.00				
MWM	29	21 Jul 77	383	2	2	0	0	1	5.65	1.48	MWM	23	31 Aug 78	261	3	0	0	0	0	1.28	1.28				
MWM	30	21 Jul 77	417	2	0	0	0	0	0.53	0.53	MWM	24	11 Aug 78	271	0	0	0	0	0	0.00	0.00				
MWM	31	8 Aug 77	314	0	2	0	1	0	5.27	1.68	MWM	26	28 Jun 78	310	0	0	0	0	0	0.00	0.00				
MWM	33	23 Aug 77	434	2	1	1	0	0	4.09	0.94	MWM	27	7 Jul 78	328	0	0	0	0	0	0.00	0.00				
MWM	34	1 Sep 77	721	2	2	0	0	0	4.02	0.56	MWM	28	20 Jul 78	823	2	1	0	0	0	3.00	0.36				
MWM	35	26 Jul 77	462	0	0	0	0	0	0.00	0.00	MWM	29	12 Jul 78	398	1	0	1	0	0	2.13	0.53				
MWM	36	19 Jul 77	381	1	0	0	0	0	0.29	0.29	MWM	30	12 Jul 78	434	1	0	0	1	0	2.76	0.64				
MWM	37	22 Aug 77	326	1	0	0	0	0	0.34	0.34	MWM	31	31 Jul 78	314	0	0	0	0	0	0.00	0.00				
MWM	38	26 Jul 77	298	0	0	0	0	0	0.00	0.00	MWM	33	16 Aug 78	436	1	1	1	1	1	1.27	1.27				
MWM	39	3 Aug 77	338	1	1	2	0	0	4.62	1.37	MWM	34	31 Jul 78	718	0	2	5	2	1	1.55	1.55				
MWM	40	5 Aug 77	340	0	0	0	0	0	0.00	0.00	MWM	35	27 Jul 78	467	1	0	0	0	0	0.24	0.24				
MWM	41	25 Jul 77	363	1	0	0	0	0	0.31	0.31	MWM	36	27 Jul 78	385	0	0	0	0	0	0.00	0.00				
MWM	42	18 Aug 77	235	1	0	0	0	0	0.47	0.47	MWM	37	26 Jul 78	310	1	0	0	0	0	0.36	0.36				
MWM	43	25 Aug 77	322	0	0	0	0	0	0.00	0.00	MWM	38	2 Aug 78	339	0	1	0	0	0	1.06	0.31				
MWM	44	3 Aug 77	392	1	1	1	0	0	3.19	0.81	MWM	39	26 Jul 78	350	1	1	0	1	0	7.23	2.06				
MWM	45	19 Aug 77	250	0	1	0	0	0	1.06	0.43	MWM	40	6 Jul 78	360	0	1	0	0	0	1.06	0.29				
MWM	46	12 Jul 77	311	1	1	0	0	0	2.01	0.65	MWM	41	6 Jul 78	364	0	0	0	0	0	0.00	0.00				
SWM	47	29 Jul 77	292	4	5	8	1	1	25.58	8.75	MWM	42	7 Jul 78	237	1	2	0	0	0	3.04	1.29				
SWM	48	29 Aug 77	329	0	1	0	0	0	1.06	0.32	MWM	43	21 Jul 78	323	0	0	0	0	0	0.00	0.00				
SWM	49	16 Aug 77	417	1	0	0	0	0	0.27	0.27	MWM	44	1 Aug 78	390	0	1	0	0	0	1.06	0.27				
SWM	52	24 Aug 77	268	0	0	0	0	0	0.00	0.00	MWM	45	23 Aug 78	240	0	2	1	0	0	3.63	1.51				
SWM	53	5 Aug 77	271	1	0	0	0	0	0.41	0.41	MWM	46	10 Jul 78	310	1	0	0	0	0	0.36	0.36				
SWM	55	25 Aug 77	240	0	0	0	0	0	0.00	0.00	SWM	47	11 Jul 78	329	7	2	1	1	0	11.13	3.38				
SWM	56	18 Aug 77	310	0	0	0	0	0	0.00	0.00	SWM	48	10 Jul 78	328	1	0	0	0	0	0.36	0.36				
SWM	57	17 Aug 77	400	0	0	0	0	0	0.00	0.00	SWM	49	25 Jul 78	419	0	0	0	0	0	0.00	0.00				
SWM	58	10 Aug 77	389	0	0	0	0	0	0.00	0.00	SWM	52	11 Jul 78	279	0	0	0	0	0	0.00	0.00				
SWM	59	29 Aug 77	286	2	0	0	0	0	0.78	0.78	SWM	53	19 Jul 78	274	0	0	0	0	0	0.00	0.00				
SWM	60	27 Jul 77	372	0	0	0	0	0	0.00	0.00	SWM	55	1 Aug 78	246	0	0	0	0	0	0.00	0.00				
SWM	61	7 Sep 77	293	0	0	0	0	0	0.00	0.00	SWM	56	13 Jul 78	319	1	1	0	0	0	2.01	0.63				
SWM	62	20 Jul 77	374	3	0	0	0	0	0.89	0.89	SWM	57	13 Jul 78	385	0	0	0	0	0	0.00	0.00				
SWM	63	30 Aug 77	485	0	0	0	0	0	0.00	0.00	SWM	58	21 Aug 78	396	0	0	0	0	0	0.00	0.00				
SWM	64	8 Sep 77	200	0	0	0	0	0	0.00	0.00	SWM	59	17 Aug 78	288	1	0	1	0	0	2.13	0.74				
SWM	65	28 Jul 77	328	0	0	0	0	0	0.00	0.00	SWM	60	10 Aug 78	373	0	0	0	0	0	0.00	0.00				
SWM	66	30 Aug 77	286	0	0	0	0	0	0.00	0.00	SWM	61	18 Jul 78	410	0	0	0	0	0	0.00	0.00				
SWM	67	6 Sep 77	411	0	0	0	0	0	0.00	0.00	SWM	62	21 Aug 78	485	1	0	0	1	0	2.76	0.57				
SWM	69	28 Jul 77	288	0	0	0	0	0	0.00	0.00	SWM	63	22 Aug 78	460	0	0	0	0	0	0.00	0.00				
SWM	70	9 Aug 77	322	0	0	0	0	0	0.00	0.00	SWM	64	14 Jul 78	209	0	0	0	0	0	0.00	0.00				
SWM	71	11 Aug 77	272	0	0	0	0	0	0.00	0.00	SWM	65	3 Aug 78	340	0	0	0	0	0	0.00	0.00				
SWM	72	22 Aug 77	254	0	0	0	0	0	0.00	0.00	SWM	66	23 Aug 78	289	0	0	0	0	0	0.00	0.00				
SWM	74	26 Aug 77	457	0	0	0	0	0	0.00	0.00	SWM	67	18 Jul 78	415	0	0	0	0	0	0.00	0.00				
SWM	75	12 Aug 77	314	0	0	0	0	0	0.00	0.00	SWM	69	3 Aug 78	276	1	0	0	0	0	0.42	0.42				
SWM	76	11 Aug 77	236	7	2	1	0	0	10.02	4.24	SWM	70	17 Aug 78	326	0	0	0	0	0	0.00	0.00				
SWM	77	4 Aug 77	348	0	1	0	0	0	1.06	0.30	SWM	71	28 Aug 78	269	0	0	0	0	0	0.00	0.00				
SWM	79	20 Jul 77	314	0	0	0	0	0	0.00	0.00	SWM	72	25 Jul 78	282	0	1	1	0	0	2.76	0.98				
SWM	80	11 Jul 77	388	0	0	0	0	0	0.00	0.00	SWM	73	1 Sep 78	218	0	0	0	0	0	0.00	0.00				
SWM	81	11 Jul 77	395	1	0	0	0	0	0.28	0.28	SWM	74	24 Aug 78	342	0	1	0	0	0	1.06	0.31				
SWM	82	14 Jul 77	301	0	0	0	0	0	0.00	0.00	SWM	75	9 Aug 78	318	3	0	0	0	0	1.05	1.05				
SWM	83	14 Jul 77	227	0	0	0	0	0	0.00	0.00	SWM	76	8 Aug 78	242	0	1	0	0	0	1.					

Table 22 (continued)

Branch ^a	Site	Date	Area (m ²) ^b	Number of eels per sweep						Zippin pop. est.		Eels/ 100 m ^{2d}	Branch ^a	Site	Date	Area (m ²) ^b	Number of eels per sweep						Zippin pop. est.		Eels/ 100 m ^{2d}		
				in sweep no.						Pop.	±90%						Pop.	±90%	in sweep no.							Pop.	±90%
				0.5 ^c	1	2	3	4	5	6	CI								0.5 ^c	1	2	3	4	5			
SWM	87	15 Aug 78	429	2	0	1	0	0	3.04	0.71	MWM	46	10 Jul 80	376	1	0	0	0	0	0.30							
SWM	88	15 Aug 78	294	0	0	0	0	0	0.00	0.00	SWM	48	11 Jul 80	320	1	0	0	0	0	0.35							
SWM	89	6 Sep 78	333	0	0	0	0	0	0.00	0.00	SWM	49	3 Sep 80	326	0	0	0	0	0	0.00							
SWM	90	6 Sep 78	169	0	0	0	0	0	0.00	0.00	SWM	53	10 Sep 80	298	0	1	0	0	0	1.06	0.36						
SWM	91	10 Aug 78	262	0	0	1	0	0	0.43	0.43	SWM	55	8 Jul 80	274	0	0	0	0	0	0.00							
SWM	92	10 Aug 78	274	0	0	0	0	0	0.00	0.00	SWM	57	29 Jul 80	302	0	0	0	0	0	0.00							
SWM	94	10 Aug 78	169	0	0	0	0	0	0.00	0.00	SWM	59	11 Sep 80	249	0	0	0	0	0	0.00							
SWM	95	3 Aug 78	260	0	0	0	0	0	0.00	0.00	SWM	60	21 Aug 80	271	0	0	0	0	0	0.00							
SWM	96	3 Aug 78	258	0	0	0	0	0	0.00	0.00	SWM	62	13 Aug 80	289	0	0	0	0	0	0.00							
SWM	97	30 Aug 78	336	2	6	2	0	1	12.86	3.82	SWM	64	28 Aug 80	219	1	0	0	0	0	0.51							
SWM	98	25 Aug 78	364	4	2	2	1	1	11.86	3.26	SWM	65	4 Sep 80	434	0	0	1	0	0	0.26							
Ren	12a	24 Aug 78	328	4	1	1	0	0	6.03	1.84	SWM	66	27 Aug 80	330	0	0	0	0	0	0.00							
NWM	14a	2 Aug 78	381	2	1	1	1	0	5.65	1.48	SWM	70	8 Aug 80	431	0	0	0	0	0	0.00							
NWM	15a	24 Jul 78	312	0	0	0	0	0	0.00	0.00	SWM	71	12 Sep 80	350	0	0	0	0	0	0.00							
NWM	16a	21 Jul 78	275	9	5	4	2		23.66	8.62	SWM	74	8 Sep 80	352	0	0	1	0	0	0.32							
Dun	2a	27 Jun 78	462	1	1	1	0	0	3.19	0.69	SWM	75	10 Sep 80	218	0	0	0	0	0	0.00							
Cains	7a	28 Jun 78	349	0	0	0	0	0	0.00	0.00	SWM	77	14 Aug 80	412	0	0	0	0	0	0.00							
Main	8a	26 Jun 78	376	0	1	0	0	0	1.06	0.28	SWM	79	26 Jun 80	258	0	1	0	0	0	1.06	0.41						
Main	9	8 Aug 79	292	0	0	0	0	0	0.00	0.00	SWM	81	1 Jul 80	381	0	0	0	0	0	0.00							
Main	10	21 Sep 79	417	0	0	0	0	1	0.27	0.27	SWM	82	4 Jul 80	320	0	0	0	0	0	0.00							
Main	11	28 Sep 79	388	0	0	0	0	0	0.00	0.00	SWM	83	30 Jun 80	224	0	0	0	0	0	0.00							
MWM	26	3 Jul 79	324	0	1	0	0		1.23	0.38	SWM	84	11 Aug 80	366	0	1	0	0	0	1.06	0.29						
MWM	28	22 Jul 79	950	2	0	0	0	0	0.23	0.23	SWM	85	12 Aug 80	305	0	0	0	0	0	0.00							
MWM	31	25 Jul 79	330	0	0	0	0	0	0.00	0.00	SWM	86	28 Aug 80	522	1	1	1	0	1	8.56	1.64						
MWM	33	24 Jul 79	436	3	1	0	0	0	4.00	0.92	SWM	88	20 Aug 80	313	0	0	0	0	0	0.00							
MWM	34	4 Jul 79	769	0	0	0	0	0	0.00	0.00	SWM	91	22 Aug 80	262	0	0	1	0	0	0.42							
MWM	36	12 Jul 79	366	0	0	0	0	0	0.00	0.00	SWM	92	21 Aug 80	187	0	0	0	0	0	0.00							
MWM	37	26 Sep 79	299	0	0	0	0	0	0.00	0.00	SWM	94	21 Aug 80	160	0	0	0	0	0	0.00							
MWM	38	27 Jul 79	361	1	0	0	0	0	0.31	0.31	Cains	7a	23 Jun 80	362	0	0	0	0	0	0.00							
MWM	39	27 Sep 79	348	1	0	0	0	0	0.32	0.32	Main	8a	16 Jul 80	376	0	1	0	0	0	1.06	0.28						
MWM	40	9 Jul 79	365	0	0	0	0	0	0.00	0.00	Main	9	22 Jun 81	245	0	0	0	0	0	0.00							
MWM	43	20 Jul 79	306	0	0	0	0	0	0.00	0.00	Main	10	25 Jun 81	388	0	0	1	0	0	0.29							
MWM	44	1 Oct 79	248	0	0	0	0	0	0.00	0.00	Main	11	10 Jul 81	427	0	0	0	0	0	0.00							
MWM	45	17 Sep 79	292	0	1	1	0	0	2.76	0.95	MWM	26	29 Jun 81	282	1	1	0	0	0	2.01	0.71						
MWM	46	10 Jul 79	363	1	1	0	0	0	2.01	0.55	MWM	28	1 Sep 81	842	2	1	0	0	0	3.00	0.36						
SWM	48	6 Jul 79	313	0	0	0	0	0	0.00	0.00	MWM	31	11 Sep 81	265	1	0	0	0	0	0.42							
SWM	49	30 Jul 79	321	0	1	0	0	0	1.06	0.33	MWM	33	10 Sep 81	396	2	2	1	0	1	7.26	1.83						
SWM	53	31 Jul 79	286	0	0	0	0	0	0.00	0.00	MWM	34	27 Aug 81	710	1	0	2	0	0	3.63	0.51						
SWM	55	13 Jul 79	272	0	0	0	0	0	0.00	0.00	MWM	36	27 Aug 81	341	1	0	0	1	0	2.76	0.81						
SWM	56	19 Jul 79	322	0	0	0	0	0	0.00	0.00	MWM	37	28 Aug 81	295	0	0	0	0	0	0.00							
SWM	57	18 Jul 79	333	0	0	0	0	0	0.00	0.00	MWM	38	28 Aug 81	379	0	0	0	0	0	0.00							
SWM	59	18 Sep 79	235	1	0	0	0	0	0.47	0.47	MWM	39	24 Aug 81	321	0	1	0	0	0	1.06	0.33						
SWM	60	3 Aug 79	370	0	0	0	0	0	0.00	0.00	MWM	40	3 Jul 81	385	2	2	0	1	0	5.31	1.38						
SWM	62	24 Sep 79	237	0	0	0	0	0	0.00	0.00	MWM	41	1 Jul 81	329	2	0	0	0	0	0.68							
SWM	64	16 Jul 79	262	0	0	0	0	0	0.00	0.00	MWM	43	29 Jul 81	272	0	0	0	0	0	0.00							
SWM	65	25 Sep 79	413	0	0	0	0	0	0.00	0.00	MWM	44	25 Aug 81	245	1	0	1	0	0	2.13	0.87						
SWM	66	19 Sep 79	278	0	0	0	0	0	0.00	0.00	MWM	45	31 Jul 81	260	5	0	0	0	0	2.14	0.00						
SWM	70	29 Aug 79	419	0	0	0	0	0	0.00	0.00	MWM	46	30 Jun 81	258	0	0	0	0	0	0.00							
SWM	71	31 Aug 79	338	0	0	0	0	0	0.00	0.00	SWM	48	24 Jul 81	359	0	0	0	0	0	0.00							
SWM	74	3 Sep 79	352	0	0	1	0	0	0.32	0.32	SWM	49	12 Aug 81	317	1	1	0	1	0	3.63	1.14						
SWM	75	21 Aug 79	270	0	0	0	0	0	0.00	0.00	SWM	53	30 Jul 81	290	0	0	0	0	0	0.00							
SWM	76	20 Aug 79	241	0	0	0	0	0	0.00	0.00	SWM	55	13 Jul 81	266	0	0	0	0	0	0.00							
SWM	77	4 Sep 79	382	0	0	0	0	0	0.00	0.00	SWM	57	17 Aug 81	388	1	1	1	0	0	3.19	0.82						
SWM	79	26 Jul 79	259	0	0	0	0	0	0.00	0.00	SWM	60	5 Aug 81	337	1	0	0	0	0	0.33							
SWM	81	27 Jun 79	400	0	0	0	0	0	0.00	0.00	SWM	62	14 Sep 81	249	0	0	0	0	0	0.00							
SWM	82	28 Jun 79	356	0	0	0	0	0	0.00	0.00	SWM	64	4 Sep 81	196	0	0	0	0	0	0.00							
SWM	83	5 Jul 79	197	0	0	0	0	0	0.00	0.00	SWM	65	2 Sep 81	352	0	0	0	0	0	0.00							
SWM	84	6 Sep 79	403	3	2	0	1	0	6.19	1.54	SWM	66	15 Sep 81	308	0	0	0	0	0	0.00							
SWM	85	28 Aug 79	372	0	0	0	0	0	0.00	0.00	SWM	70	22 Jul 81	311	0	0	0	0	0	0.00							
SWM	87	5 Sep 79	469	0	1	0	0	0	1.06	0.23	SWM	71	13 Aug 81	333	0	1	0	0	0	1.06	0.32						
SWM	88	20 Sep 79	297	0	0	0	0	0	0.00	0.00	SWM	74	17 Sep 81	376	0	0	0	1	0	0.30							
SWM	91	2 Aug 79	256	0	0	0	1	0	0.43	0.43	SWM	75	28 Jul 81	266	0	0	0	0	0	0.00							
SWM	92	2 Aug 79	278	0	0	0	0	0	0.00	0.00	SWM	76	18 Sep 81	184	0	0	0	0	0	0.00							
SWM	94	2 Aug 79	168	0	0	0	0	0	0.00	0.00	SWM	77	31 Aug 81	287	2	1	0	1	0	4.25	1.48						
Cains	7a	29 Jun 79	372	1	0	0	0	0	0.30	0.30	SWM	79	27 Jul 81	238	0	0	0	0	1	0.47							
Main	8a	11 Jul 79	372	0	0	0	0	0	0.00	0.00	SWM	81	6 Jul 81	239	0	0	0	0	0	0.00							
Main	9	24 Jun 80	285	0	0	0	0	0	0.00	0.00	SWM	82	7 Jul 81	371	0	0	0	0	0	0.00							
Main	10	25 Jun 80	330	0	1	1	0	0	2.76	0.84	SWM	83	2 Jul 81	243	0	0	0	0	0	0.00							
Main	11	27 Jun 80	421	0	0	0	0	0	0.00	0.00	SWM	84	26 Aug 81	373	1	1	0	1	0	3.63	0.97						
MWM	26	2 Jul 80	353	0	0	0	0	0	0.00	0.00	SWM	85	16 Sep 81	312	0	0	0	0	0	0.00							
MWM	31	28 Jul 80	328	0	0	0	0	0	0.00	0.00	SWM	86	3 Sep 81	432	2	1	0	0	0	3.00	0.69						
MWM	34	26 Aug 80	758	0	0	0	0	0	0.00	0.00	SWM	88	4 Aug 81	224	1	0	0	0	0	0.50							
MWM	36	17 Jul 80	380	0	0	0	0	0	0.00	0.00	SWM	91	5 Aug 81	258	0	0	0	0	0	0.00							
MWM	37	16 Sep 80	295	0	0	0	0	0	0.00	0.00	SWM	92	6 Aug 81	185	0	0	0	0	0	0.00							
MWM	38	18 Jul 80	414	0	0	0	0	0	0.00	0.00	SWM	94	5 Aug 81	144	0	0	0	0									

Table 22 (continued)

Branch ^a	Site	Date	Area (m ²) ^b	Number of eels per sweep						Zippin pop. est.		Eels/ 100 m ^{2d}	Branch ^a	Site	Date	Area (m ²) ^b	Number of eels per sweep						Zippin pop. est.		Eels/ 100 m ^{2d}
				in sweep no.						Pop.	±90% CI						in sweep no.						Pop.	±90% CI	
				0.5 ^c	1	2	3	4	5								6	0.5 ^c	1	2	3	4			
Main	10	23 Jun 82	358	0	2	2	0	0	0	5.53	1.55	Main	1	13 Sep 83	410	6	3	3	2	1	17.48	4.26			
Main	11	29 Jun 82	420	0	0	0	0	0	0		0.00	Main	4	20 Sep 83	127	0	0	0	0	0		0.00			
Main	13	1 Oct 82	450	1	1	0	0	0	0	2.01	0.45	Main	6	21 Sep 83	116	0	0	0	0	0		0.00			
Main	17	10 Sep 82	345	19	7	3	2	0	0	31.32	9.09	Main	9	30 Jun 83	258	0	0	0	0	0		0.00			
MWM	18	7 Oct 82	359	0	0	0	0	0	0		0.00	Main	10	28 Jun 83	315	1	1	0	0	0	2.01	0.64			
MWM	19	7 Oct 82	210	0	0	0	0	0	0		0.00	Main	11	29 Jun 83	451	0	0	0	0	0		0.00			
MWM	21	16 Sep 82	371	0	0	0	0	0	0		0.00	Main	13	19 Sep 83	303	3	0	1			4.36	1.44			
MWM	22	23 Sep 82	433	0	0	0	0	0	0		0.00	Main	17	6 Oct 83	297	29	6	3	1	0	39.07	13.17			
MWM	23	23 Sep 82	289	0	0	0	0	0	0		0.00	MWM	18	11 Oct 83	342	0	0	0	0	0		0.00			
MWM	24	21 Oct 82	220	1	0	0	1	0		2.76	1.26	MWM	19	27 Sep 83	200	0	1	0	1	1		1.67			
MWM	26	5 Jul 82	276	0	0	0	0	0			0.00	MWM	21	12 Sep 83	283	0	0	0	0	0		0.00			
MWM	27	6 Oct 82	360	0	0	0	0	0			0.00	MWM	22	9 Sep 83	329	0	0	0	0	0		0.00			
MWM	28	23 Aug 82	866	2	3	2	0	0		7.44	0.86	MWM	23	7 Oct 83	263	0	0	0	0	0		0.00			
MWM	29	13 Oct 82	471	0	0	0	0	0			0.00	MWM	24	3 Oct 83	251	0	0	0	0	0		0.00			
MWM	30	13 Oct 82	495	1	0	0					0.25	MWM	26	8 Jul 83	245	1	0	0	0	0		0.45			
MWM	31	1 Sep 82	309	0	0	0	0	0			0.00	MWM	27	4 Oct 83	228	0	0	0	0	0		0.00			
MWM	33	25 Aug 82	398	4	0	1	0	0		5.01	1.26	MWM	28	16 Aug 83	583	5	4	2	1	0	12.54	2.15			
MWM	34	19 Aug 82	735	0	1	0	0	0		1.06	0.14	MWM	29	12 Oct 83	442	0	0	0				0.00			
MWM	35	18 Oct 82	514	0	0	0	0	0			0.00	MWM	30	12 Oct 83	455	0	2	0	0		2.46	0.54			
MWM	36	19 Aug 82	347	1	0	0	0	0			0.32	MWM	31	28 Jul 83	306	0	0	1	0	0		0.36			
MWM	37	27 Sep 82	307	0	0	0	0	0			0.00	MWM	33	20 Jul 83	402	1	0	1	1	0	5.27	1.31			
MWM	38	20 Aug 82	392	0	1	0	0	0		1.06	0.27	MWM	34	27 Jul 83	516	0	1	0	0	0	1.06	0.21			
MWM	39	15 Jul 82	316	0	0	0	0	0			0.00	MWM	35	28 Sep 83	299	0	0	0	0	0		0.00			
MWM	40	16 Jul 82	368	2	0	0	1	0		3.19	0.87	MWM	36	27 Jul 83	306	0	0	0	0	0		0.00			
MWM	41	31 Aug 82	332	0	0	0	0	0			0.00	MWM	37	21 Jul 83	215	0	0	0	0	0		0.00			
MWM	43	13 Aug 82	287	0	2	1	0	0		3.63	1.27	MWM	38	7 Jul 83	505	0	0	0	0		0.00				
MWM	44	13 Sep 82	254	0	1	1	0	0		2.76	1.09	MWM	39	12 Jul 83	323	0	0	0	0	0		0.00			
MWM	45	22 Sep 82	273	2	1	0	0	1		4.62	1.70	MWM	40	14 Jul 83	325	2	2	1	0	0	5.14	1.58			
MWM	46	28 Jun 82	261	0	0	0	0	0			0.00	MWM	41	19 Jul 83	273	0	0	0	0	0		0.00			
SWM	47	20 Oct 82	379	0	0	0	0	0			0.00	MWM	43	12 Aug 83	282	0	0	0	0			0.00			
SWM	48	9 Jul 82	335	0	0	0	0	0			0.00	MWM	44	5 Jul 83	235	0	0	0	0	0		0.00			
SWM	49	4 Aug 82	326	0	0	0	0	0			0.00	MWM	45	8 Aug 83	208	1	0	1	0	4		3.21			
SWM	52	20 Oct 82	284	0	0	0	0	0			0.00	MWM	46	13 Jul 83	234	1	0	0	0	0		0.48			
SWM	53	14 Jul 82	305	0	0	0	0	0			0.00	SWM	47	18 Oct 83	308	1	1	0	1	0	3.63	1.18			
SWM	55	12 Jul 82	263	0	0	0	0	0			0.00	SWM	48	22 Jul 83	357	0	0	0	0	0		0.00			
SWM	56	28 Sep 82	370	0	0	0	0	0			0.00	SWM	49	26 Jul 83	303	0	0	0	0	0		0.00			
SWM	57	3 Aug 82	340	0	0	0	0	0			0.00	SWM	52	19 Oct 83	311	0	0	0	0	0		0.00			
SWM	58	19 Oct 82	392	0	0	0	0	0			0.00	SWM	53	11 Jul 83	275	0	0	0	0	0		0.00			
SWM	59	28 Sep 82	206	0	0	0	0	0			0.00	SWM	55	25 Jul 83	323	0	0	0	0	0		0.00			
SWM	60	6 Aug 82	353	2	1	0	0	0		3.00	0.85	SWM	56	17 Aug 83	232	0	0	0	0		0.00				
SWM	61	6 Oct 82	289	0	0	0	0	0			0.00	SWM	57	3 Aug 83	291	0	0	0	0	0		0.00			
SWM	62	16 Aug 82	336	0	0	0	0	0			0.00	SWM	58	26 Oct 83	339	0	0	0	0	0		0.00			
SWM	63	30 Sep 82	280	0	0	0	0	0			0.00	SWM	59	6 Sep 83	270	2	1	0	0	0	3.00	1.11			
SWM	64	19 Jul 82	214	1	0	0	0	0			0.55	SWM	60	11 Aug 83	265	0	0	0	0	0		0.00			
SWM	65	20 Jul 82	344	0	0	0	0	0			0.00	SWM	61	24 Oct 83	295	0	0	0	0	0		0.00			
SWM	66	27 Sep 82	353	0	0	0	0	0			0.00	SWM	62	31 Aug 83	266	1	0	0	0	0		0.42			
SWM	67	7 Oct 82	418	0	0	0	0	0			0.00	SWM	63	25 Oct 83	306	0	0	0	0	0		0.00			
SWM	69	24 Oct 82	332	0	0	0	0	0			0.00	SWM	64	2 Aug 83	156	1	0	0	0	0		0.71			
SWM	70	13 Jul 82	312	0	0	0	0	0			0.00	SWM	65	7 Sep 83	393	0	0	0	0	0		0.00			
SWM	71	21 Jul 82	335	0	0	0	0	0			0.00	SWM	66	8 Sep 83	359	0	0	0	0	0		0.00			
SWM	72	30 Sep 82	294	0	0	0	0	0			0.00	SWM	67	20 Oct 83	414	0	0	0	0	0		0.00			
SWM	73	29 Sep 82	194	1	0	0	0	0			0.60	SWM	70	4 Aug 83	184	0	0	0	0	0		0.00			
SWM	74	12 Aug 82	437	0	0	0	0	0			0.00	SWM	71	5 Aug 83	287	0	0	0	0	0		0.00			
SWM	75	21 Sep 82	282	0	0	0	0	0			0.00	SWM	72	28 Oct 83	314	0	0	0	0	0		0.00			
SWM	76	21 Sep 82	199	0	0	0	0	0			0.00	SWM	73	21 Oct 83	141	0	0	0	0	0		0.00			
SWM	77	22 Sep 82	299	0	0	0	0	0			0.00	SWM	74	23 Aug 83	370	0	0	1	0	1		0.60			
SWM	79	20 Sep 82	260	0	0	0	0	0			0.00	SWM	75	1 Sep 83	277	1	0	0	0	0		0.40			
SWM	80	18 Oct 82	343	0	0	0	0	0			0.00	SWM	76	15 Jul 83	293	0	0	0	0	0		0.00			
SWM	81	6 Jul 82	243	0	0	0	0	0			0.00	SWM	77	26 Aug 83	303	1	0	0	0	0		0.37			
SWM	82	7 Jul 82	393	0	0	1	0	0			0.28	SWM	79	9 Aug 83	303	0	0	0	0	0		0.00			
SWM	83	8 Jul 82	251	0	0	0	0	0			0.00	SWM	81	4 Jul 83	242	0	0	0	0	0		0.00			
SWM	84	20 Sep 82	388	1	1	0	0	0		2.01	0.52	SWM	82	15 Aug 83	340	2	0	0	0	0		0.65			
SWM	85	17 Aug 82	323	0	0	0	0	0			0.00	SWM	83	2 Sep 83	221	0	0	0	0		0.00				
SWM	86	14 Sep 82	542	1	0	0	0	0		0.21	0.00	SWM	84	24 Aug 83	324	3	1	0	0	1	5.31	1.64			
SWM	88	30 Aug 82	231	0	0	0	0	0			0.00	SWM	85	29 Aug 83	293	0	0	0	0	0		0.00			
SWM	89	19 Oct 82	373	0	0	0	0	0			0.00	SWM	86	25 Aug 83	459	2	1	0	1	0	4.25	0.93			
SWM	90	5 Oct 82	290	0	0	0	0	0			0.00	SWM	88	30 Aug 83	171	0	0	0	0	0		0.00			
SWM	91	5 Aug 82	269	1	2	1	0	0		4.25	1.58	SWM	89	31 Oct 83	336	0	0	0	0	0		0.00			
SWM	92	5 Aug 82	195	0	0	0	0	0			0.00	SWM	90	27 Oct 83	261	0	0	0	0	0		0.00			
SWM	94	5 Aug 82	150	0	0	0	0	0			0.00	SWM	91	10 Aug 83	266	0	0	0	0	0		0.00			
SWM	95	14 Oct 82	207	0	0	0	0	0			0.00	SWM	92	10 Aug 83	215	0	0	0	0	0		0.00			
SWM	96	14 Oct 82	260	0	0	0	0	0			0.00	SWM	94	10 Aug 83	161	0	0	0	0	0		0.00			
SWM	97	15 Sep 82	404	12	4	2	0	1		19.22	4.76	SWM	97	29 Sep 83	518	7	3	3	2	1	18.00	3.48			
SWM	98	15 Sep 82	385	0	1	1	1	0			0.87	SWM	98	30 Sep 83	227	1	0								

Table 22 (continued)

Branch ^a	Site	Date	Area (m ²) ^b	Number of eels per sweep						Zippin pop. est.		Eels/ 100 m ^{2d}	Branch ^a	Site	Date	Area (m ²) ^b	Number of eels per sweep						Zippin pop. est.		Eels/ 100 m ^{2d}		
				in sweep no.						Pop.	±90%						Pop.	±90%	in sweep no.							Pop.	±90%
				0.5 ^c	1	2	3	4	5	6	Cl						100	0.5 ^c	1	2	3	4	5	6		Cl	100
Main	1	30 Aug 84	400	1	1	2	0	0	0	7.21	1.80	NWM	16a	5 Sep 84	267	7	2	1	0	0	0	10.08	3.78				
Main	4	11 Jul 84	112	0	0	0	0	0	0		0.00	Dun	2a	11 Sep 84	374	0	0	0	0	0	0		0.00				
Main	6	11 Jul 84	128	0	0	0	0	0	0		0.00	Cains	7a	30 Jul 84	280	0	0	0	0	0	0		0.00				
Main	9	25 Jun 84	260	0	0	0	0	0	0		0.00	Main	8a	24 Aug 84	493	0	0	0	0	0	0		0.00				
Main	10	10 Aug 84	283	0	0	0	0	0	0		0.00	Main	4	26 Jun 85	141	0	0	0	0	0	0		0.00				
Main	11	10 Sep 84	385	1	0	0	0	0	0		0.30	Main	9	24 Jun 85	228	0	0	0	0	0	0		0.00				
Main	13	28 Aug 84	311	2	1	0	0	0	0	3.01	0.97	Main	10	27 Aug 85	212	1	1	0	0	0	0	2.18	1.03				
Main	17	6 Jul 84	340	6	5	3	2			20.90	6.15	Main	11	26 Aug 85	362	0	0	0	0	0	0		0.00				
MWM	18	4 Jul 84	311	2	0	1				3.79	1.22	MWM	23	2 Jul 85	276	1	1	1	0	0	0	3.69	1.34				
MWM	19	9 Jul 84	193	0	0	0	0	0	0		0.00	MWM	26	9 Sep 85	279	0	0	0	0	0	0		0.00				
MWM	21	16 Jul 84	313	0	0	0	0	0	0		0.00	MWM	33	12 Sep 85	416	0	0	0	0	0	0		0.00				
MWM	22	16 Jul 84	272	1	0	1	0	0	0	2.46	0.90	MWM	34	6 Sep 85	534	0	1	0	0	0	0	1.23	0.23				
MWM	23	8 Aug 84	263	0	0	0	0	0	0		0.00	MWM	36	5 Sep 85	234	0	0	0	0	0	0		0.00				
MWM	24	2 Aug 84	263	2	0	0	0	0	0		0.89	MWM	40	22 Jul 85	330	0	0	0	0	0	0		0.00				
MWM	26	19 Jul 84	251	0	0	0	0	0	0		0.00	MWM	41	3 Jul 85	248	0	0	0	0	0	0		0.00				
MWM	27	20 Jul 84	276	0	0	0	0	0	0		0.00	MWM	43	19 Aug 85	246	0	0	0	0	0	0		0.00				
MWM	28	3 Aug 84	582	4	1	0	0	0	0	5.00	0.86	MWM	44	6 Aug 85	254	1	1	0	0	0	0	2.04	0.80				
MWM	29	13 Aug 84	436	2	0	0	0	0	0		0.54	MWM	45	12 Aug 85	229	0	0	0	0	0	0		0.00				
MWM	30	13 Aug 84	489	0	1	0	0	0	0	1.23	0.25	MWM	46	15 Jul 85	188	0	0	0	0	0	0		0.00				
MWM	31	18 Jul 84	283	0	0	1	0	0	0		0.41	MWM	48	9 Aug 85	230	0	0	0	0	0	0		0.00				
MWM	33	22 Aug 84	410	7	2	1	0	0	0	10.08	2.46	MWM	49	26 Jul 85	261	0	0	0	0	0	0		0.00				
MWM	34	25 Jul 84	527	0	0	0	0	0	0		0.00	MWM	58	10 Sep 85	174	0	0	0	0	0	0		0.00				
MWM	35	16 Aug 84	325	0	0	0	0	0	0		0.00	MWM	60	15 Aug 85	293	0	0	0	0	0	0		0.00				
MWM	36	22 Aug 84	313	0	0	0	0	0	0		0.00	MWM	62	7 Aug 85	206	0	0	0	0	0	0		0.00				
MWM	37	14 Aug 84	237	0	1	0	0	0	0	1.23	0.52	MWM	64	3 Sep 85	188	1	0	0	0	0	0		0.62				
MWM	38	18 Jul 84	466	0	0	1	0	0	0		0.25	MWM	65	21 Aug 85	434	0	0	0	0	0	0		0.00				
MWM	39	30 Jul 84	335	0	0	0	0	0	0		0.00	MWM	70	13 Aug 85	199	0	0	0	0	0	0		0.00				
MWM	40	5 Jul 84	401	0	0	0	0	0	0		0.00	MWM	72	27 Jun 85	303	1	0	0	0	0	0		0.39				
MWM	41	17 Aug 84	193	0	0	0	0	0	0		0.00	MWM	74	8 Aug 85	388	2	1	0	0	0	0	3.01	0.78				
MWM	43	24 Aug 84	282	0	0	0	0	0	0		0.00	MWM	75	14 Aug 85	239	0	0	0	0	0	0		0.00				
MWM	44	31 Jul 84	249	2	0	1	0	0	0	3.14	1.26	MWM	76	29 Aug 85	237	0	0	0	0	0	0		0.00				
MWM	45	31 Jul 84	206	0	0	0	0	0	0		0.00	MWM	77	29 Jul 85	280	0	0	0	0	0	0		0.00				
MWM	46	9 Jul 84	247	1	0	0	0	0	0		0.47	MWM	80	5 Jul 85	230	0	0	0	0	0	0		0.00				
SWM	47	28 Aug 84	303	6	2	1	0	0	0	9.11	3.01	MWM	81	4 Jul 85	244	0	0	0	0	0	0		0.00				
SWM	48	1 Aug 84	306	0	0	0	0	0	0		0.00	MWM	82	24 Jul 85	373	0	0	0	0	0	0		0.00				
SWM	49	23 Jul 84	260	0	0	0	0	0	0		0.00	MWM	83	23 Jul 85	227	0	0	0	0	0	0		0.00				
SWM	52	27 Aug 84	304	0	0	0	0	0	0		0.00	MWM	84	31 Jul 85	337	0	0	0	0	0	0		0.00				
SWM	53	23 Jul 84	279	0	0	0	0	0	0		0.00	MWM	88	30 Jul 85	259	1	0	0	0	0	0		0.45				
SWM	55	27 Jul 84	334	0	0	0	0	0	0		0.00	MWM	89	4 Sep 85	189	0	0	0	0	0	0		0.00				
SWM	56	26 Jul 84	228	0	0	0	0	0	0		0.00	MWM	91	15 Aug 85	242	1	0	1	1			1.45					
SWM	57	26 Jul 84	328	0	0	0	0	0	0		0.00	MWM	92	16 Aug 85	156	0	0	0	0	0	0		0.00				
SWM	58	6 Sep 84	327	0	0	0	0	0	0		0.00	MWM	94	15 Aug 85	125	0	0	0	0	0	0		0.00				
SWM	59	21 Aug 84	302	2	1	0	0	0	0	3.01	1.00	Cains	7a	28 Aug 85	187	0	0	0	0	0		0.00					
SWM	60	16 Aug 84	278	0	0	0	0	0	0		0.00	Main	8a	25 Jul 85	509	0	0	0	0	0	0		0.00				
SWM	61	29 Aug 84	286	0	0	0	0	0	0		0.00	Main	9	7 Jul 86	223	0	0	0	0	0	0		0.00				
SWM	62	20 Aug 84	275	4	1	0	0	0	0	5.00	1.82	Main	10	29 Jul 86	211	0	1	0	1			1.11					
SWM	63	14 Sep 84	341	0	0	0	0	0	0		0.00	Main	11	1 Sep 86	387	0	0	0	0	0	0		0.00				
SWM	64	9 Aug 84	199	0	0	0	0	0	0		0.00	MWM	26	22 Aug 86	318	0	1	0	0	0	0	1.23	0.39				
SWM	65	23 Aug 84	412	0	0	0	0	0	0		0.00	MWM	35	21 Aug 86	145	0	0	0	0	0	0		0.00				
SWM	66	7 Aug 84	343	0	0	0	0	0	0		0.00	MWM	36	19 Aug 86	248	0	0	0	0	0	0		0.00				
SWM	67	30 Aug 84	399	0	0	0	0	0	0		0.00	MWM	40	8 Jul 86	286	1	0	0	1			0.82					
SWM	69	6 Sep 84	417	0	0	0	0	0	0		0.00	MWM	43	8 Aug 86	280	0	0	0	0	0	0		0.00				
SWM	70	8 Aug 84	226	0	0	0	0	0	0		0.00	MWM	44	6 Aug 86	259	0	0	0	0	0	0		0.00				
SWM	71	17 Aug 84	302	0	0	0	0	0	0		0.00	MWM	45	7 Aug 86	237	0	0	0	0	0	0		0.00				
SWM	72	17 Jul 84	289	0	0	0	0	0	0		0.00	MWM	46	23 Jul 86	208	0	0	0	0	0	0		0.00				
SWM	73	4 Sep 84	132	0	0	0	0	0	0		0.00	MWM	48	11 Jul 86	169	0	0	0	0	0	0		0.00				
SWM	74	1 Aug 84	429	2	0	0	0	0	0		0.54	MWM	49	13 Aug 86	272	0	0	0	0	0	0		0.00				
SWM	75	27 Aug 84	310	1	1	0	0	0	0	2.04	0.66	MWM	60	15 Aug 86	288	0	0	0	0	0	0		0.00				
SWM	76	2 Aug 84	280	0	0	0	0	0	0		0.00	MWM	62	5 Sep 86	211	0	0	0	0	0	0		0.00				
SWM	77	20 Sep 84	320	3	0	1	2			14.46	4.51	MWM	65	4 Sep 86	443	0	0	0	0	0	0		0.00				
SWM	79	22 Jul 84	332	0	0	0	0	0	0		0.00	MWM	70	28 Jul 86	228	0	0	0	0	0	0		0.00				
SWM	80	7 Sep 84	217	0	0	0	0	0	0		0.00	MWM	74	3 Sep 86	304	0	1	0	1			0.77					
SWM	81	26 Jun 84	231	0	0	0	0	0	0		0.00	MWM	75	2 Sep 86	244	0	0	0	0	0	0		0.00				
SWM	82	17 Jul 84	327	0	0	0	0	0	0		0.00	MWM	77	25 Jul 86	250	0	0	0	0	0	0		0.00				
SWM	83	3 Jul 84	268	0	0	0	0	0	0		0.00	MWM	79	18 Aug 86	223	0	0	0	0	0	0		0.00				
SWM	84	15 Aug 84	408	2	1	0	0	0	0	3.01	0.74	MWM	81	14 Jul 86	231	0	0	0	0	0	0		0.00				
SWM	85	14 Aug 84	304	0	0	0	0	0	0		0.00	MWM	82	24 Jul 86	373	0	0	0	0	0	0		0.00				
SWM	86	7 Aug 84	471	4	1	0	0	0	0	5.00	1.06	MWM	83	16 Jul 86	201	0	0	0	0	0	0		0.00				
SWM	88	19 Jul 84	220	0	0	1	0	0	0		0.53	MWM	84	9 Jul 86	235	0	0	0	0	0	0		0.00				
SWM	89	21 Aug 84	298	0	0	0	0	0	0		0.00	MWM	88	5 Aug 86	272	0	0	0	0	0	0		0.00				
SWM	90	23 Aug 84	253	0	0	0	0	0	0		0.00	MWM	89	27 Aug 86	2												

Table 22 (continued)

Branch ^a	Site	Date	Area (m ²) ^b	Number of eels per sweep						Zippin pop. est.		Eels/ m ^{2d}	Branch ^a	Site	Date	Area (m ²) ^b	Number of eels per sweep						Zippin pop. est.		Eels/ m ^{2d}
				in sweep no.						Pop.	±90% CI						in sweep no.						Pop.	±90% CI	
				0.5 ^c	1	2	3	4	5								6	0.5 ^c	1	2	3	4			
MWM	40	20 Jul 94	181	1	0	0				0.69		SWM	50	21 Aug 95	228	0								0.00	
MWM	41	20 Jul 94	67	0						0.00		Ren	54	22 Aug 95	300	0	0	1	0					0.44	
MWM	43	19 Jul 94	280	0						0.00		SWM	55	30 Aug 95	112	0	0	0	0					0.00	
MWM	44	19 Jul 94	321	0						0.00		SWM	60	17 Aug 95	218	0								0.00	
MWM	45	26 Jul 94	140	0						0.00		SWM	62	17 Aug 95	121	0								0.00	
MWM	46	25 Jul 94	93	0	0	0				0.00		SWM	74	28 Aug 95	156	0	0	0	0					0.00	
SWM	48	4 Aug 94	219	0						0.00		SWM	77	29 Aug 95	230	0	0	0	0					0.00	
SWM	52	12 Aug 94	439	0						0.00		SWM	79	14 Aug 95	209	0	0	0	0					0.00	
Ren	54	4 Aug 94	339	0	0	0				0.00		SWM	82	15 Aug 95	132	0	0	0	0					0.00	
SWM	55	16 Aug 94	176	0						0.00		SWM	84	16 Aug 95	203	0	0	1	0					0.65	
SWM	57	16 Aug 94	112	0						0.00		SWM	86	31 Aug 95	134	0								0.00	
SWM	58	18 Aug 94	326	0						0.00		SWM	92	17 Aug 95	117	0								0.00	
SWM	60	25 Aug 94	181	0	0	0				0.00		Sev	103	23 Aug 95	177	1	1	0	0					1.50	
SWM	62	23 Aug 94	190	1	0	0				0.66		NWM	105	22 Sep 95	87	0								0.00	
SWM	63	18 Aug 94	153	0						0.00		NWM	107	22 Sep 95	234	0								0.00	
SWM	64	24 Aug 94	27	1						11.11		NWM	107	22 Sep 95	239	0								0.00	
SWM	69	29 Aug 94	66	0						0.00		NWM	115	14 Sep 95	171	0								0.00	
SWM	71	24 Aug 94	100	0						0.00		SWM	116	21 Aug 95	385	0								0.00	
SWM	74	3 Aug 94	175	0	0	0				0.00		SWM	117	21 Aug 95	338	0								0.00	
SWM	76	3 Aug 94	169	0						0.00		SWM	119	18 Aug 95	180	0								0.00	
SWM	77	15 Aug 94	230	0	0	0				0.00		SWM	128	31 Aug 95	283	0								0.00	
SWM	78	24 Aug 94	35	0						0.00		SWM	129	31 Aug 95	147	0								0.00	
SWM	79	9 Aug 94	175	0	0	0				0.00		SWM	131	1 Sep 95	132	0								0.00	
SWM	82	14 Jul 94	749	0	0	0				0.00		NWM	150	1 Sep 95	111	0								0.00	
SWM	84	28 Jul 94	173	0	0	0				0.00		Cains	7	9 May 96	132	0								0.00	
SWM	86	18 Aug 94	471	0						0.00		Cains	9	9 May 97	187	0								0.00	
SWM	88	26 Aug 94	213	0						0.00		MWM	33	28 Aug 96	286	0								0.00	
SWM	92	30 Aug 94	161	0	0	0				0.00		MWM	34	28 Aug 96	85	0								0.00	
SWM	95	29 Aug 94	99	0						0.00		MWM	35	28 Aug 96	70	0								0.00	
SWM	97	17 Aug 94	270	0	0	0				0.00		MWM	38	28 Aug 96	172	0								0.00	
SWM	100	19 Jul 94	118	0						0.00		MWM	39	29 Aug 96	161	0								0.00	
NWM	101	19 Jul 94	323	0						0.00		MWM	40	30 Aug 96	154	1	1	0	0					1.72	
NWM	102	19 Jul 94	32	0						0.00		MWM	41	27 Aug 96	137	0								0.00	
Sev	103	21 Jul 94	192	0	0	0				0.00		MWM	45	9 Jun 96	290	5								13.72	
Sev	104	22 Jul 94	153	0						0.00		MWM	46	9 Jun 96	176	0								0.00	
NWM	105	26 Jul 94	84	1						3.52		SWM	48	9 Sep 96	289	0								0.00	
NWM	106	26 Jul 94	150	0						0.00		Ren	54	9 Sep 96	253	0								0.00	
NWM	106	26 Jul 94	55	0						0.00		SWM	55	9 May 96	303	0	0	0	0					0.00	
NWM	107	26 Jul 94	203	1						1.45		SWM	57	9 May 96	671	0								0.00	
NWM	107	26 Jul 94	26	1						11.34		Sev	103	27 Aug 96	230	1	1	1	0			3.18		1.38	
NWM	108	2 Aug 94	102	0						0.00		NWM	109	28 Aug 96	90	0								0.00	
NWM	109	2 Aug 94	90	0						0.00		SWM	116	9 Sep 96	127	0								0.00	
SWM	110	3 Aug 94	85	0						0.00		SWM	117	9 Sep 96	104	0								0.00	
NWM	111	6 Aug 94	43	0						0.00		SWM	119	9 Oct 96	103	0								0.00	
NWM	112	6 Aug 94	13	0						0.00		SWM	131	9 May 97	97	0								0.00	
NWM	112	6 Aug 94	24	0						0.00		NWM	145	9 Jun 96	271	0								0.00	
Tom	113	10 Aug 94	307	0						0.00		NWM	146	29 Aug 96	210	0								0.00	
NWM	114	10 Aug 94	303	0						0.00		NWM	147	29 Aug 96	113	0								0.00	
NWM	115	11 Aug 94	328	0						0.00		NWM	152	29 Aug 96	192	0								0.00	
SWM	116	12 Aug 94	74	0						0.00		NWM	153	29 Aug 96	94	0								0.00	
SWM	117	16 Aug 94	221	0						0.00		Ren	12b	9 Sep 96	178	0								0.00	
SWM	118	16 Aug 94	112	0						0.00		NWM	15b	3 Sep 96	156	0								0.00	
SWM	119	18 Aug 94	116	0						0.00		Dun	2b	9 May 96	168	0								0.00	
SWM	120	22 Aug 94	157	0						0.00		MWM	20	26 Aug 97	222	0								0.00	
SWM	121	22 Aug 94	135	0						0.00		MWM	23	27 Aug 97	74	0								0.00	
SWM	122	22 Aug 94	140	0						0.00		MWM	24	27 Aug 97	393	0								0.00	
SWM	123	22 Aug 94	251	0						0.00		MWM	26	26 Aug 97	157	0								0.00	
SWM	125	26 Aug 94	57	0						0.00		MWM	30	26 Aug 97	128	2								12.42	
SWM	126	29 Aug 94	65	0						0.00		MWM	31	27 Aug 97	108	0								0.00	
SWM	127	29 Aug 94	200	0						0.00		MWM	33	28 Aug 97	101	0								0.00	
SWM	128	31 Aug 94	96	0						0.00		MWM	34	19 Sep 97	109	0								0.00	
SWM	129	31 Aug 94	139	0						0.00		MWM	35	19 Sep 97	73	0								0.00	
SWM	130	31 Aug 94	98	0						0.00		MWM	38	27 Aug 97	159	0								0.00	
SWM	131	1 Sep 94	449	1						0.66		MWM	39	29 Aug 97	171	0								0.00	
NWM	132	1 Sep 94	83	0						0.00		MWM	40	28 Aug 97	174	0	0	0	0					0.00	
NWM	133	1 Sep 94	80	0						0.00		MWM	43	3 Oct 97	480	0								0.00	
NWM	134	1 Sep 94	152	0						0.00		MWM	44	3 Oct 97	254	0								0.00	
NWM	135	1 Sep 94	204	0						0.00		MWM	45	1 Oct 97	290	0								0.00	
Ren	12b	12 Aug 94	223	1						1.32		MWM	46	2 Oct 97	176	0	0	0	0					0.00	
NWM	14b	2 Aug 94	163	0						0.00		SWM	48	29 Aug 97	186	0								0.00	
MWM	20	14 Sep 95	79	0						0.00		SWM	52	29 Aug 97	191	0								0.00	
MWM	30	15 Sep 95	151	0						0.00		Ren	54	29 Aug 97	279	0								0.00	
MWM	32	14 Sep 95	132	0						0.00		SWM	55	16 Sep 97	303	1	0	1	0					0.87	
MWM	34	14 Sep 95	90	0						0.00		SWM	57	15 Sep 97	671	0								0.00	
MWM	37	15 Sep 95	250	0						0.00		SWM	58	18 Sep 97	198	0								0.00	
MWM	38	13 Sep 95	164	0	0	0	0			0.00		SWM	60	18 Sep 97	92	0								0.00	
MWM	40	12 Sep 95	155	0	0	0	0			0.00		SWM	62	17 Sep 97	119	0								0.00	
MWM	43	26 Sep 95	98	0																					

Table 22 (continued)

Branch ^a	Site	Date	Area (m ²) ^b	Number of eels per sweep						Zippin pop. est.		Eels/ m ^{2d}	Branch ^a	Site	Date	Area (m ²) ^b	Number of eels per sweep						Zippin pop. est.		Eels/ m ^{2d}
				in sweep no.						Pop.	±90%						in sweep no.						Pop.	±90%	
				0.5 ^c	1	2	3	4	5	6	Cl						100	0.5 ^c	1	2	3	4	5	6	
SWM	74	10 Sep 97	260	0	0	0	0			0.00	Sev	104	10 Aug 98	313	0							0.00			
SWM	75	12 Sep 97	474	0						0.00	NWM	107	20 Aug 98	273	0							0.00			
SWM	76	12 Sep 97	255	0						0.00	Tom	113	6 Aug 98	268	0							0.00			
SWM	77	11 Sep 97	243	0						0.00	NWM	115	6 Aug 98	205	0							0.00			
SWM	78	11 Sep 97	222	0						0.00	SWM	117	17 Aug 98	251	1							3.17			
SWM	79	17 Sep 97	118	0						0.00	SWM	119	18 Aug 98	274	0							0.00			
SWM	82	27 Aug 97	174	0	0	0	0			0.00	SWM	120	21 Sep 98	147	0							0.00			
SWM	84	17 Sep 97	241	0	0	0	0			0.00	SWM	121	21 Sep 98	232	0							0.00			
SWM	86	24 Sep 97	186	0						0.00	SWM	126	25 Aug 98	123	0							0.00			
SWM	88	24 Sep 97	137	0						0.00	SWM	129	21 Sep 98	196	0							0.00			
SWM	92	18 Sep 97	183	0						0.00	SWM	131	18 Aug 98	178	0							0.00			
SWM	95	23 Sep 97	130	0						0.00	NWM	134	28 Aug 98	265	0							0.00			
SWM	97	11 Sep 97	172	0						0.00	NWM	135	6 Aug 98	294	0							0.00			
SWM	98	11 Sep 97	142	1						5.58	NWM	145	20 Aug 98	332	0							0.00			
Sev	103	26 Aug 97	228	0	0	0	1			0.58	NWM	146	4 Sep 98	163	0							0.00			
Sev	104	27 Aug 97	168	0						0.00	NWM	147	4 Sep 98	125	0							0.00			
NWM	107	1 Oct 97	361	0						0.00	NWM	153	5 Aug 98	214	0							0.00			
NWM	109	19 Sep 97	68	0						0.00	SWM	186	11 Aug 98	131	0							0.00			
SWM	110	12 Sep 97	94	0						0.00	NWM	190	21 Aug 98	215	0							0.00			
Tom	113	26 Aug 97	194	0						0.00	NWM	191	3 Sep 98	100	0							0.00			
NWM	115	26 Aug 97	118	0						0.00	SWM	192	17 Sep 98	135	0							0.00			
SWM	117	15 Sep 97	297	0						0.00	SWM	193	18 Sep 98	332	0							0.00			
SWM	119	15 Sep 97	285	0						0.00	SWM	194	18 Sep 98	164	0							0.00			
SWM	125	18 Sep 97	66	0						0.00	SWM	195	17 Sep 98	239	0							0.00			
SWM	126	23 Sep 97	98	0						0.00	SWM	196	17 Sep 98	422	0							0.00			
SWM	129	23 Sep 97	150	0						0.00	SWM	197	17 Sep 98	212	0							0.00			
SWM	131	11 Sep 97	148	0						0.00	SWM	199	17 Aug 98	217	2							7.33			
NWM	135	25 Aug 97	130	0						0.00	Ren	12b	17 Aug 98	196	1							4.05			
NWM	145	1 Oct 97	271	0						0.00	NWM	14b	5 Aug 98	125	0							0.00			
NWM	147	29 Aug 97	125	0						0.00	Dun	2b	11 Aug 98	208	0							0.00			
NWM	150	15 Sep 97	126	0						0.00	MWM	20	15 Jun 99	161	0							0.00			
NWM	153	29 Aug 97	214	0						0.00	MWM	20	15 Jul 99	150	0							0.00			
NWM	159	25 Aug 97	172	0						0.00	MWM	20	24 Aug 99	131	0							0.00			
SWM	174	16 Sep 97	107	0						0.00	MWM	20	16 Sep 99	147	0							0.00			
SWM	178	11 Sep 97	60	0						0.00	MWM	23	29 Aug 99	88	2							18.06			
SWM	186	29 Aug 97	119	0						0.00	MWM	26	26 Aug 99	316	0							0.00			
SWM	188	24 Sep 97	138	0						0.00	MWM	30	20 Aug 99	179	0							0.00			
NWM	190	27 Aug 97	203	0						0.00	MWM	31	20 Aug 99	113	0							0.00			
Ren	12b	29 Aug 97	244	0						0.00	MWM	33	18 Aug 99	175	0							0.00			
NWM	15b	27 Aug 97	100	0						0.00	MWM	34	30 Aug 99	151	1							5.25			
Dun	2b	17 Sep 97	128	0						0.00	MWM	35	18 Aug 99	101	0							0.00			
SWM	7b	16 Sep 97	115	0						0.00	MWM	38	17 Aug 99	204	0	0	0	0	0			0.00			
MWM	20	6 Aug 98	164	0						0.00	MWM	39	3 Sep 99	122	0							0.00			
MWM	23	10 Aug 98	104	0						0.00	MWM	40	25 Aug 99	211	0	0	0	0				0.00			
MWM	26	21 Aug 98	435	0						0.00	MWM	41	3 Sep 99	174	0							0.00			
MWM	30	10 Aug 98	297	0						0.00	MWM	43	26 Aug 99	244	0							0.00			
MWM	31	6 Aug 98	552	0						0.00	MWM	44	28 Aug 99	192	0							0.00			
MWM	33	10 Aug 98	371	0						0.00	MWM	45	25 Jun 99	177	0							0.00			
MWM	34	5 Aug 98	189	0						0.00	MWM	45	22 Jul 99	177	0							0.00			
MWM	35	5 Aug 98	103	0						0.00	MWM	45	24 Aug 99	177	1							4.49			
MWM	38	3 Sep 98	199	0	0	0	0			0.00	MWM	46	28 Aug 99	88	0							0.00			
MWM	39	5 Aug 98	171	0						0.00	SWM	48	25 Aug 99	104	0							0.00			
MWM	40	7 Aug 98	222	0	1	2	0		3.79	1.70	SWM	52	25 Aug 99	176	0							0.00			
MWM	43	21 Aug 98	423	1						1.88	Ren	54	16 Jun 99	218	0							0.00			
MWM	44	21 Aug 98	353	1						2.25	Ren	54	16 Jul 99	218	0							0.00			
MWM	45	20 Aug 98	374	0						0.00	Ren	54	24 Aug 99	280	0							0.00			
MWM	46	20 Aug 98	135	0						0.00	Ren	54	15 Sep 99	358	0							0.00			
SWM	48	17 Aug 98	206	0						0.00	SWM	55	26 Aug 99	165	0	0	0	0				0.00			
SWM	52	17 Aug 98	205	0						0.00	SWM	57	25 Aug 99	132	0							0.00			
Ren	54	17 Aug 98	312	1						2.55	SWM	58	31 Aug 99	141	0							0.00			
SWM	55	19 Aug 98	321	1	1	0	0	0		0.73	SWM	60	31 Aug 99	127	0							0.00			
SWM	57	18 Aug 98	275	0						0.00	SWM	61	2 Sep 99	139	0							0.00			
SWM	58	27 Aug 98	175	0						0.00	SWM	62	2 Sep 99	144	0							0.00			
SWM	60	27 Aug 98	252	0						0.00	SWM	65	23 Aug 99	166	0							0.00			
SWM	61	24 Aug 98	138	0						0.00	SWM	69	23 Aug 99	179	0							0.00			
SWM	62	26 Aug 98	155	0						0.00	SWM	74	24 Aug 99	266	0	0	0	0				0.00			
SWM	65	25 Aug 98	152	0						0.00	SWM	75	2 Sep 99	220	0							0.00			
SWM	69	25 Aug 98	234	0						0.00	SWM	77	2 Sep 99	147	0							0.00			
SWM	74	31 Jul 98	252	0	0	0	0			0.00	SWM	78	2 Sep 99	171	0							0.00			
SWM	77	24 Aug 98	139	0						0.00	SWM	79	31 Aug 99	105	0							0.00			
SWM	78	24 Aug 98	240	0						0.00	SWM	82	19 Aug 99	163	0	0	0	0				0.00			
SWM	79	26 Aug 98	146	0						0.00	SWM	84	23 Aug 99	328	0	0	0	0				0.00			
SWM	82	1 Sep 98	199	0	0	0	0			0.00	SWM	86	13 Sep 99	208	0							0.00			
SWM	84	2 Sep 98	232	0	0	0	0			0.00	SWM	88	1 Sep 99	299	0							0.00			
SWM	86	16 Sep 98	199	0						0.00	SWM	92	7 Sep 99	162	0							0.00			
SWM	88	16 Sep 98	305	0						0.00	SWM	95	23 Aug 99	60	0							0.00			
SWM	92	27 Aug 98	185	0						0.00	SWM	97	16 Aug 99	189	1							4.21			
SWM	95	25 Aug 98	175	0						0.00	SWM	98	16 Aug 99	119	0							0.00			
SWM	97	18 Aug 98	286	0						0.00	SWM	100	8 Sep 99	132	0							0.00			
SWM	98	18 Aug 98	170	2						9.33	Sev	103	27 Aug 99	225	1	1	1	0		3.18		1.41			
Sev	103	4 Aug 98	335	0	1	0	2	0		7.23	2.16	Sev	104	30 Aug 99	167	0						0.00			

Table 22 (continued)

Branch ^a	Site	Date	Area (m ²) ^b	Number of eels per sweep						Zippin pop. est.		Eels/ 100 m ^{2d}	Branch ^a	Site	Date	Area (m ²) ^b	Number of eels per sweep						Zippin pop. est.		Eels/ 100 m ^{2d}				
				in sweep no.						Pop.	±90%						in sweep no.						Pop.	±90%					
				0.5 ^c	1	2	3	4	5	6	CI						0.5 ^c	1	2	3	4	5	6	CI					
NWM	190	14 Sep 01	431	0							0.00	NWM	207	9 Sep 02	246	5										16.14			
NWM	191	14 Sep 01	156	0							0.00	Sev	208	24 Sep 02	110	0											0.00		
SWM	195	30 Aug 01	635	0							0.00	Ren	209	1 Oct 02	136	0											0.00		
SWM	200	28 Aug 01	193	2							8.23	Dun	2	11 Sep 03	208	0											0.00		
NWM	201	7 Sep 01	138	0							0.00	Cains	8	19 Sep 03	157	0											0.00		
SWM	206	29 Aug 01	183	0							0.00	Ren	12	15 Sep 03	220	0											0.00		
NWM	207	22 Aug 01	251	8							25.29	NWM	15	26 Aug 03	413	2											3.85		
	Ren	12b	30 Aug 01	204	0						0.00	NWM	16	2 Sep 03	228	0											0.00		
NWM	15b	7 Sep 01	406	1							1.96	NWM	20	25 Aug 03	273	0											0.00		
NWM	16b	7 Sep 01	276	0							0.00	NWM	23	9 Sep 03	82	0											0.00		
	Dun	2b	4 Sep 01	240	0						0.00	NWM	26	29 Aug 03	287	0											0.00		
Main	8b	16 Aug 01	625	0							0.00	NWM	30	25 Aug 03	338	0											0.00		
	Dun	2	17 Sep 02	276	0						0.00	NWM	31	26 Aug 03	208	0												0.00	
Cains	8	18 Sep 02	486	0							0.00	NWM	33	29 Aug 03	336	0											0.00		
Main	9	29 Aug 02	167	0							0.00	NWM	34	2 Sep 03	164	0												0.00	
	Ren	12	23 Sep 02	214	0						0.00	NWM	35	2 Sep 03	168	0												0.00	
NWM	15	10 Sep 02	279	0							0.00	NWM	38	2 Sep 03	210	0												0.00	
NWM	16	5 Sep 02	374	0							0.00	NWM	39	8 Sep 03	135	0												0.00	
MWM	20	26 Aug 02	163	0							0.00	NWM	40	3 Sep 03	173	0	2	0	0									1.53	
MWM	23	6 Sep 02	144	0							0.00	NWM	43	3 Sep 03	205	1												3.88	
MWM	26	3 Sep 02	266	0							0.00	NWM	44	23 Sep 03	350	0												0.00	
MWM	30	3 Sep 02	197	0							0.00	NWM	45	4 Sep 03	413	2												3.84	
MWM	31	5 Sep 02	331	0							0.00	NWM	46	4 Sep 03	294	0	0	0	0									0.00	
MWM	33	5 Sep 02	209	0							0.00	SWM	48	15 Sep 03	229	0												0.00	
MWM	35	5 Sep 02	100	0							0.00	SWM	52	15 Sep 03	472	0												0.00	
MWM	38	27 Aug 02	210	0	0	0	0				0.00	Ren	54	15 Sep 03	205	0												0.00	
MWM	39	4 Sep 02	156	0							0.00	SWM	55	16 Sep 03	255	0												0.00	
MWM	40	28 Aug 02	162	0	0	0	0				0.00	SWM	57	16 Sep 03	270	0												0.00	
MWM	43	4 Sep 02	394	0							0.00	SWM	58	22 Sep 03	275	2												5.77	
MWM	44	4 Sep 02	405	1							1.96	SWM	60	11 Sep 03	132	0												0.00	
MWM	45	6 Sep 02	135	0							0.00	SWM	61	10 Sep 03	200	0												0.00	
MWM	46	30 Aug 02	229	0	0	0	0				0.00	SWM	62	19 Sep 03	389	0												0.00	
SWM	48	12 Sep 02	169	0							0.00	SWM	65	25 Sep 03	174	0												0.00	
SWM	52	23 Sep 02	459	0							0.00	SWM	69	25 Sep 03	234	1												3.39	
	Ren	54	23 Sep 02	304	1						2.61	SWM	74	17 Sep 03	251	0	0	0	0									0.00	
SWM	55	17 Sep 02	340	0							0.00	SWM	75	19 Sep 03	194	0												0.00	
SWM	57	20 Sep 02	311	0							0.00	SWM	77	16 Sep 03	158	0												0.00	
SWM	58	11 Sep 02	203	0							0.00	SWM	78	16 Sep 03	297	0												0.00	
SWM	60	11 Sep 02	331	0							0.00	SWM	79	18 Sep 03	212	0	0	0	0	0								0.00	
SWM	61	10 Sep 02	461	0							0.00	SWM	82	10 Sep 03	204	0	0	0	0									0.00	
SWM	62	11 Sep 02	297	2							5.34	SWM	84	12 Sep 03	275	0	0	0	0									0.00	
SWM	65	12 Sep 02	220	0							0.00	SWM	86	22 Sep 03	113	0												0.00	
SWM	69	18 Sep 02	264	0							0.00	SWM	88	22 Sep 03	142	0												0.00	
SWM	74	29 Aug 02	233	1	0	0	0				0.57	SWM	92	11 Sep 03	144	0												0.00	
SWM	75	20 Sep 02	255	0							0.00	SWM	95	25 Sep 03	215	0												0.00	
SWM	77	13 Sep 02	290	0							0.00	SWM	98	26 Sep 03	95	1												8.35	
SWM	78	13 Sep 02	170	0							0.00	Sev	103	9 Sep 03	248	0	1	0	0	0								0.47	
SWM	79	19 Sep 02	181	0	0	0	0				0.00	Sev	104	26 Aug 03	232	0												0.00	
SWM	82	10 Sep 02	215	0	0	0	0				0.00	Sev	111	8 Sep 03	136	0												0.00	
SWM	84	26 Sep 02	215	0	0	0	0				0.00	Tom	113	26 Aug 03	359	1												2.21	
SWM	86	27 Sep 02	154	0							0.00	NWM	115	25 Aug 03	122	0												0.00	
SWM	88	27 Sep 02	160	0							0.00	SWM	117	22 Sep 03	381	0												0.00	
SWM	92	11 Sep 02	188	0							0.00	SWM	119	19 Sep 03	156	0												0.00	
SWM	95	12 Sep 02	193	0							0.00	SWM	120	24 Sep 03	190	0												0.00	
SWM	98	9 Sep 02	60	0							0.00	SWM	121	24 Sep 03	124	0												0.00	
SWM	100	4 Sep 02	270	0							0.00	SWM	129	24 Sep 03	168	0												0.00	
	Sev	103	28 Aug 02	212	1	1	0	0			1.25	SWM	131	26 Sep 03	183	0												0.00	
	Sev	104	27 Aug 02	275	0						0.00	NWM	134	28 Aug 03	222	0													0.00
NWM	107	6 Sep 02	283	0							0.00	NWM	135	28 Aug 03	436	0												0.00	
	Tom	113	3 Sep 02	157	0						0.00	NWM	145	23 Sep 03	179	0													0.00
NWM	114	3 Sep 02	197	0							0.00	NWM	147	8 Sep 03	143	0													0.00
NWM	115	26 Aug 02	190	0							0.00	NWM	153	8 Sep 03	154	0													0.00
SWM	117	13 Sep 02	305	0							0.00	SWM	186	15 Sep 03	128	0												0.00	
SWM	119	20 Sep 02	308	0							0.00	NWM	190	29 Aug 03	86	0												0.00	
SWM	120	25 Sep 02	190	0							0.00	NWM	191	28 Aug 03	148	0												0.00	
SWM	121	25 Sep 02	152	0							0.00	SWM	200	17 Sep 03	193	0												0.00	
SWM	129	25 Sep 02	194	0							0.00		Sev	208	5 Sep 03	192	0	0	0	0								0.00	
SWM	131	9 Sep 02	81	0							0.00		Dun	2	15 Sep 04	208	0											0.00	
NWM	134	6 Sep 02	397	0							0.00	Cains	8	23 Sep 04	157	0												0.00	
NWM	135	6 Sep 02	404	0							0.00	Cains	9	29 Sep 04	167	1												4.77	
NWM	145	6 Sep 02	179	0							0.00	Ren	1																

Table 22 (continued)

Branch ^a	Site	Date	Area (m ²) ^b	Number of eels per sweep						Zippin pop. est.		Eels/ m ^{2d}	Branch ^a	Site	Date	Area (m ²) ^b	Number of eels per sweep						Zippin pop. est.		Eels/ m ^{2d}
				in sweep no.						Pop.	±90%						in sweep no.						Pop.	±90%	
				0.5 ^c	1	2	3	4	5								6	CI	0.5 ^c	1	2	3			
Sev	39	26 Aug 04	135	0							0.00	SW	61	22 Sep 05	200	0									0.00
NW	40	27 Aug 04	200	0	0	0	1	0			0.58	SW	62	15 Sep 05	389	0									0.00
LSW	43	23 Aug 04	226	0							0.00	SW	65	12 Sep 05	174	0									0.00
LSW	44	24 Aug 04	273	1							2.91	SW	69	12 Sep 05	234	0									0.00
LSW	45	7 Sep 04	413	0							0.00	Cains	74	26 Sep 05	249	0									0.00
LSW	46	23 Aug 04	272	0	0	0	0				0.00	Cains	75	15 Sep 05	194	0									0.00
Ren	48	17 Sep 04	229	0							0.00	Cains	77	15 Sep 05	158	0									0.00
Ren	54	17 Sep 04	205	0							0.00	Cains	78	15 Sep 05	297	1									2.67
Dun	55	15 Sep 04	255	0							0.00	SW	79	26 Sep 05	200	0									0.00
Dun	57	20 Sep 04	270	0							0.00	SW	82	16 Sep 05	185	0	0	0	0						0.00
SW	58	21 Sep 04	275	0							0.00	SW	84	26 Sep 05	217	1									3.65
SW	60	15 Sep 04	132	0							0.00	Tax	86	20 Sep 05	113	0									0.00
SW	61	13 Sep 04	200	0							0.00	Tax	88	20 Sep 05	142	0									0.00
SW	62	14 Sep 04	389	0							0.00	SW	92	21 Sep 05	144	0									0.00
SW	65	16 Sep 04	174	0							0.00	SW	95	12 Sep 05	215	0									0.00
SW	69	16 Sep 04	234	0							0.00	Barn	98	13 Sep 05	95	0									0.00
Cains	74	27 Sep 04	249	0	0	0	0				0.00	Sev	103	9 Sep 05	226	0									0.00
Cains	75	13 Sep 04	194	0							0.00	Sev	104	30 Aug 05	142	0									0.00
Cains	77	13 Sep 04	158	0							0.00	LSW	107	24 Aug 05	283	1									2.81
Cains	78	13 Sep 04	297	0							0.00	NW	113	31 Aug 05	359	0									0.00
SW	79	22 Sep 04	200	0	0	0	0				0.00	NW	114	7 Sep 05	197	0									0.00
SW	82	14 Sep 04	246	0	0	0	0				0.00	NW	115	31 Aug 05	122	1									6.52
SW	84	23 Sep 04	217	1	0	1	0				1.22	Ren	116	29 Aug 05	195	3									12.20
Tax	86	24 Sep 04	113	0							0.00	Dun	117	8 Sep 05	381	0									0.00
Tax	88	24 Sep 04	142	0							0.00	Bart	119	8 Sep 05	156	0									0.00
SW	92	15 Sep 04	144	0							0.00	SW	120	19 Sep 05	190	0									0.00
SW	95	16 Sep 04	215	0							0.00	SW	121	19 Sep 05	124	0									0.00
Barn	98	29 Sep 04	95	0							0.00	SW	129	19 Sep 05	168	0									0.00
LSW	100	24 Aug 04	270	0							0.00	Barn	131	13 Sep 05	183	0									0.00
Sev	103	8 Sep 04	226	2	2	0	0				2.35	NW	134	26 Aug 05	222	1									3.58
Sev	104	17 Aug 04	142	0							0.00	NW	135	9 Sep 05	436	0									0.00
LSW	107	7 Sep 04	283	0							0.00	LSW	145	24 Aug 05	179	2									8.87
NW	113	18 Aug 04	359	0							0.00	LSW	147	9 Sep 05	143	0									0.00
NW	114	18 Aug 04	197	0							0.00	Sev	153	30 Aug 05	154	0									0.00
NW	115	18 Aug 04	122	0							0.00	Dun	186	29 Aug 05	128	0									0.00
Ren	116	17 Sep 04	195	3							12.20	Sev	190	7 Sep 05	86	0									0.00
Dun	117	20 Sep 04	381	0							0.00	NW	191	31 Aug 05	148	0									0.00
Bart	119	20 Sep 04	156	0							0.00	Tax	195	20 Sep 05	653	0									0.00
SW	120	21 Sep 04	190	0							0.00	SW	200	22 Sep 05	193	0									0.00
SW	121	21 Sep 04	124	0							0.00	NW	201	6 Sep 05	201	0									0.00
SW	129	21 Sep 04	168	0							0.00	SW	206	12 Sep 05	180	0									0.00
Barn	131	29 Sep 04	183	0							0.00	Sev	208	30 Aug 05	174	0									0.00
NW	134	24 Aug 04	222	1							3.58	NW	20	5 Sep 06	273	0									0.00
NW	135	24 Aug 04	436	0							0.00	NW	23	31 Aug 06	82	2									19.38
NW	145	7 Sep 04	179	0							0.00	NW	26	8 Sep 06	287	1									2.77
NW	147	1 Sep 04	143	1							5.56	NW	30	5 Sep 06	206	0									0.00
NW	153	1 Sep 04	154	0							0.00	NW	31	30 Aug 06	208	1									3.82
NW	186	7 Sep 04	128	0							0.00	NW	33	29 Aug 06	336	0									0.00
Sev	190	1 Sep 04	86	0							0.00	NW	34	29 Aug 06	164	0									0.00
NW	191	8 Sep 04	148	0							0.00	NW	35	29 Aug 06	168	0									0.00
Tax	195	24 Sep 04	653	0							0.00	Sev	38	30 Aug 06	210	0									0.00
SW	200	20 Sep 04	193	0							0.00	Sev	39	6 Sep 06	135	0									0.00
NW	201	25 Aug 04	201	0							0.00	NW	40	31 Aug 06	245	0	0	0	0						0.00
SW	206	16 Sep 04	180	0							0.00	LSW	43	7 Sep 06	226	1									3.52
Sev	208	26 Aug 04	174	0	0	0	0				0.00	LSW	44	7 Sep 06	273	0									0.00
Dun	2	8 Sep 05	208	0							0.00	LSW	45	7 Sep 06	413	0									0.00
Cains	8	15 Sep 05	157	0							0.00	LSW	46	1 Sep 06	234	0	0	0	0						0.00
Cains	9	22 Sep 05	167	0							0.00	Ren	48	11 Sep 06	229	0									0.00
Ren	12	29 Aug 05	220	1							3.60	Ren	54	11 Sep 06	205	0									0.00
NW	15	31 Aug 05	413	1							1.92	Dun	55	22 Sep 06	255	0									0.00
NW	16	7 Sep 05	302	0							0.00	Dun	57	22 Sep 06	270	0									0.00
NW	20	31 Aug 05	273	0							0.00	SW	58	20 Sep 06	275	0									0.00
NW	23	7 Sep 05	82	0							0.00	SW	60	18 Sep 06	132	0									0.00
NW	26	7 Sep 05	287	0							0.00	SW	61	25 Sep 06	200	0									0.00
NW	30	31 Aug 05	206	0							0.00	SW	62	12 Sep 06	389	0									0.00
NW	31	6 Sep 05	208	0							0.00	SW	69	14 Sep 06	234	0									0.00
NW	33	6 Sep 05	336	0							0.00	Cains	74	9 Aug 06	203		1	0	0	0					0.58
NW	35	6 Sep 05	168	0							0.00	Cains	74	19 Sep 06	200	0	0	0	0	0	0				0.00
Sev	38	30 Aug 05	210	0							0.00	Cains	75	25 Sep 06	194	0									0.00
Sev	39	30 Aug 05	135	0							0.00	Cains	77	10 Aug 06	234		1	0	0	0					0.50
NW	40	26 Aug 05	177	0	1	0	0				0.75	Cains	77	26 Sep 06	279	0	0	0	0						0.00
LSW	43	24 Aug 05	226	1							3.52	Cains	78	25 Sep 06	297	0									0.00
LSW	44	25 Aug 05	273	2							5.82	SW	79	12 Sep 06	190	0	0	0	0						0.00
LSW	45	24 Aug 05	413	3							5.77	SW	82	21 Sep 06	185	0									0.00
LSW	46	25 Aug 05	221	0	0	0	0				0.00	SW	83	21 Sep 06	176	0									0.00
Ren	48	29 Aug 05	229																						

Table 22 (continued)

Branch ^a	Site	Date	Area (m ²) ^b	Number of eels per sweep						Zippin pop. est.		Eels/ 100 m ^{2d}	Branch ^a	Site	Date	Area (m ²) ^b	Number of eels per sweep						Zippin pop. est.		Eels/ 100 m ^{2d}											
				in sweep no.						Pop.	±90%						in sweep no.						Pop.	±90%												
				0.5 ^c	1	2	3	4	5								6	CI	0.5 ^c	1	2	3				4	5	6	CI							
Sev	103	6 Sep 06	226	0							0.00	NW	134	8 Sep 06	222	0							0.00	NW	135	8 Sep 06	436	0							0.00	
Sev	104	30 Aug 06	142	0							0.00	LSW	145	7 Sep 06	179	1							2.81	LSW	147	6 Sep 06	143	0							4.43	
LSW	107	7 Sep 06	283	1							0.00	Sev	153	6 Sep 06	154	0							0.00	Sev	153	6 Sep 06	154	0							0.00	
NW	113	5 Sep 06	359	0							0.00	Dun	186	11 Sep 06	128	0							0.00	Dun	186	11 Sep 06	128	0							0.00	
NW	114	5 Sep 06	197	0							0.00	Sev	190	5 Sep 06	86	0							0.00	Sev	190	5 Sep 06	86	0							0.00	
NW	115	30 Aug 06	122	0							0.00	NW	191	8 Sep 06	148	0							0.00	NW	191	8 Sep 06	148	0							0.00	
Ren	116	11 Sep 06	195	0							0.00	SW	200	25 Sep 06	193	1							0.00	SW	200	25 Sep 06	193	1							4.12	
Dun	117	22 Sep 06	381	0							0.00	NW	201	29 Aug 06	201	0							0.00	NW	201	29 Aug 06	201	0							0.00	
Bart	119	15 Sep 06	156	0							0.00	Cains	202	11 Aug 06	233	0	1	0	0				1.22	Cains	202	11 Aug 06	233	0	1	0	0					0.53
SW	120	18 Sep 06	190	0							0.00	Cains	202	27 Sep 06	229	0	0	0	0				0.00	Cains	202	27 Sep 06	229	0	0	0	0					0.00
SW	121	18 Sep 06	124	0							0.00	SW	206	14 Sep 06	180	0							0.00	SW	206	14 Sep 06	180	0							0.00	
SW	127	14 Sep 06	200	0							0.00	Sev	208	6 Sep 06	174	0							0.00	Sev	208	6 Sep 06	174	0							0.00	
SW	129	18 Sep 06	168	0							0.00																									
Barn	131	15 Sep 06	183	0							0.00																									

^aBarn=Barnaby, Bart=Bartholomew, Dun=Dungarvon, LSW=Little Southwest, NW=Northwest, Ren=Renous, Sev=Sevogle, SW=Southwest, Tax=Taxis, Tom=Tomogonops

^bWhere areas measurements are unavailable for a given year, the area is taken from measurements in the closest year surveyed.

^cSweep 0.5 is a sweep without barrier nets that is conducted alone, or conducted prior to regular Zippin sweeps.

^dCalculated from Zippin estimates where available. Otherwise calculated by applying conversion factors from Miramichi data (Table 18) to counts per sweep.

Table 23. Densities of eels estimated from electrofishing surveys in southeastern New Brunswick rivers, 1996-2005.

River ^a	Site	Date	Area (m ²)	Number of eels per				Eels/ 100 m ^{2c}	River ^a	Site	Date	Area (m ²)	Number of eels per				Eels/ 100 m ^{2c}
				sweep			Zippin pop. est.						sweep			Zippin pop. est.	
				0.5 ^b	1	2							3	0.5 ^b	1		
Kouch	1	11 Aug 99	293	1				3.79	Buc	3	6 Aug 97	299	0	0	0	0	0.00
Kouch	2	11 Aug 99	394	0				0.00	Buc	4	7 Aug 97	387	0				0.00
Kouch	2	31 Jul 00	462	0				0.00	Buc	6	7 Aug 97	445	0				0.00
Kouch	1	1 Aug 00	423	0				0.00	Buc	2	8 Aug 97	318	0				0.00
Kouch	3	1 Aug 00	834	1				1.33	Buc	11	8 Aug 97	458	0				0.00
Kouch	4	1 Aug 00	427	0				0.00	Buc	1	11 Aug 97	260	0	0	0	0	0.00
Kouch	5	2 Aug 00	360	0				0.00	Buc	7	12 Aug 97	469	0				0.00
Kouch	1	22 Aug 01	594	0				0.00	Buc	8	12 Aug 97	251	0				0.00
Kouch	2	22 Aug 01	515	0				0.00	Buc	7	5 Aug 98	378	0				0.00
Kouch	3	22 Aug 01	589	0				0.00	Buc	8	5 Aug 98	271	1				4.10
Kouch	1	28 Aug 02	292	0				0.00	Buc	1	7 Aug 98	320	0	1	2	0	3.79
Kouch	2	28 Aug 02	309	0				0.00	Buc	11	10 Aug 98	308	0				0.00
Kouch	3	28 Aug 02	450	1				2.47	Buc	2	11 Aug 98	163	0	2	1	1	5.85
Kouch	K1	14 Sep 05	292	0				0.00	Buc	5	12 Aug 98	147	0				0.00
Kouch	K2	14 Sep 05	309	0				0.00	Buc	12	12 Aug 98	231	0				0.00
Kouch	K3	14 Sep 05	450	1				2.47	Buc	3	13 Aug 98	219	0	0	0	0	0.00
Kcis	1	2 Aug 00	588	0				0.00	Buc	4	14 Aug 98	397	0				0.00
Kcis	2	9 Aug 00	367	0				0.00	Buc	6	14 Aug 98	405	0				0.00
Kcis	1	23 Aug 01	552	0				0.00	Buc	7	3 Aug 99	671	0				0.00
Kcis	3	23 Aug 01	555	0				0.00	Buc	8	3 Aug 99	297	1				3.75
Kcis	2	24 Aug 01	275	0				0.00	Buc	4	4 Aug 99	416	0				0.00
Kcis	1	27 Aug 02	662	1				1.68	Buc	5	4 Aug 99	224	0				0.00
Kcis	2	27 Aug 02	439	0				0.00	Buc	12	4 Aug 99	225	0				0.00
Kcis	3	27 Aug 02	427	0				0.00	Buc	1	5 Aug 99	399	0	0	0	0	0.00
Kcis	KS1	13 Sep 05	662	0				0.00	Buc	6	6 Aug 99	437	0				0.00
Kcis	KS2	13 Sep 05	439	0				0.00	Buc	11	6 Aug 99	457	1				2.44
Kcis	KS3	13 Sep 05	427	0				0.00	Buc	2	9 Aug 99	262	0				0.00
Rich	B1	18 Aug 97	369	0				0.00	Buc	3	10 Aug 99	362	0	0	0	0	0.00
Rich	R1	18 Aug 97	499	2				4.46	Buc	7	11 Aug 00	469	2				4.74
Rich	C2e	19 Aug 97	335	0				0.00	Buc	8	11 Aug 00	381	0				0.00
Rich	R2	19 Aug 97	280	0				0.00	Buc	11	11 Aug 00	340	1				3.27
Rich	C1	20 Aug 97	389	0				0.00	Buc	3	14 Aug 00	317	0	0	0	0	0.00
Rich	C2	20 Aug 97	180	0				0.00	Buc	4	16 Aug 00	418	1				2.66
Rich	N7	21 Aug 97	182	0				0.00	Buc	5	16 Aug 00	292	0				0.00
Rich	N9	21 Aug 97	179	0				0.00	Buc	12	16 Aug 00	220	0				0.00
Rich	R1	19 Aug 98	439	2				5.07	Buc	6	17 Aug 00	445	0				0.00
Rich	R2	19 Aug 98	345	1				3.23	Buc	1	18 Aug 00	396	1	1	0	0	0.65
Rich	C2	20 Aug 98	426	0				0.00	Buc	2	22 Aug 00	242	0				0.00
Rich	C5	20 Aug 98	246	0				0.00	Buc	7	6 Sep 01	521	1				2.13
Rich	R1	9 Aug 99	506	1				2.20	Buc	8	6 Sep 01	309	0				0.00
Rich	R2	9 Aug 99	390	0				0.00	Buc	11	6 Sep 01	364	0				0.00
Rich	C2	12 Aug 99	454	0				0.00	Buc	1	12 Sep 01	347	0				0.00
Rich	C3	12 Aug 99	448	0				0.00	Buc	2	12 Sep 01	262	0				0.00
Rich	R1	9 Aug 00	570	1				1.95	Buc	3	12 Sep 01	202	0				0.00
Rich	R2	9 Aug 00	469	1				2.37	Buc	6	12 Sep 01	261	0				0.00
Rich	C2	23 Aug 00	583	0				0.00	Buc	4	13 Sep 01	245	0				0.00
Rich	C3	23 Aug 00	409	0				0.00	Buc	5	13 Sep 01	213	0				0.00
Rich	C3	13 Aug 01	401	2				5.55	Buc	3	20 Aug 02	303	0				0.00
Rich	C5	14 Aug 01	187	1				5.93	Buc	7	20 Aug 02	250	1				4.45
Rich	R1	23 Aug 01	520	1				2.14	Buc	8	20 Aug 02	222	0				0.00
Rich	R2	24 Aug 01	312	0				0.00	Buc	11	20 Aug 02	391	0				0.00
Rich	C2	14 Sep 01	344	0				0.00	Buc	1	21 Aug 02	258	0				0.00
Rich	C2	22 Aug 02	521	1				2.14	Buc	2	21 Aug 02	306	1				3.63
Rich	C3	22 Aug 02	330	0				0.00	Buc	6	21 Aug 02	206	0				0.00
Rich	C5	23 Aug 02	268	1				4.15	Buc	4	22 Aug 02	285	0				0.00
Rich	R1	23 Aug 02	359	2				6.19	Buc	B1	6 Oct 05	258	1				4.31
Rich	R2	23 Aug 02	351	0				0.00	Buc	B2	6 Oct 05	306	0				0.00
Rich	R1	14 Sep 05	359	2				6.19	Buc	B3	6 Oct 05	303	0				0.00
Rich	R2	14 Sep 05	351	0				0.00	Buc	B4	6 Oct 05	285	0				0.00
Rich	R-C2	5 Oct 05	521	0				0.00	Buc	B8	6 Oct 05	222	0				0.00
Rich	R-C3	5 Oct 05	330	0				0.00	Buc	B1B	7 Oct 05	258	1				4.31
Rich	R-C5	5 Oct 05	268	0				0.00	Buc	B6	7 Oct 05	206	0				0.00
Buc	1	12 Aug 96	576	2	1	0	1	0.90	Buc	B7	7 Oct 05	250	0				0.00
Buc	2	13 Aug 96	326	0	0	1	0	0.40	Coc	1	13 Aug 99	544	1				2.04
Buc	3	14 Aug 96	327	0	0	0	0	0.00	Coc	2	13 Aug 99	400	2				5.57
Buc	4	15 Aug 96	294	0				0.00	Coc	1	22 Aug 00	435	0				0.00
Buc	5	15 Aug 96	135	0				0.00	Coc	2	22 Aug 00	221	1				5.04
Buc	6	16 Aug 96	440	0	0	0	0	0.00	Coc	1	7 Sep 01	204	0				0.00
Buc	7	19 Aug 96	306	0				0.00	Coc	2	7 Sep 01	297	0				0.00
Buc	8	19 Aug 96	216	1				5.14	Coc	3	7 Sep 01	241	0				0.00
Buc	9	20 Aug 96	123	0				0.00	Coc	1	26 Aug 02	244	0				0.00
Buc	10	20 Aug 96	300	0				0.00	Coc	2	26 Aug 02	304	1				3.66
Buc	11	21 Aug 96	392	0				0.00	Coc	3	26 Aug 02	227	0				0.00
Buc	12	21 Aug 96	183	0				0.00	Coc	C1	5 Oct 05	244	0				0.00
Buc	5	5 Aug 97	135	0				0.00	Coc	C2	5 Oct 05	304	0				0.00
Buc	12	5 Aug 97	183	0				0.00	Coc	C3	5 Oct 05	227	0				0.00

^aRiver codes: Kouch - Kouchibouguac; Kcis - Kouchibouguacis River; Rich - Richibucto River, Buc - Buctouche River; Coc - Cocagne River.

^bFor electrofishing conducted in 2005, areas are from measurements made in previous years.

^cSweep 0.5 is a sweep without barrier nets that is conducted alone, or conducted prior to regular Zippin sweeps.

^dCalculated from Zippin population estimate where available. Where Zippin estimate is not available, calculated by applying conversion factors for southern Gulf data (Table 18) to counts per sweep.

^eRichibucto sites C1 through C5 are on Coal Branch, which shares a common estuary with the Richibucto River.

Table 24. Densities of eels estimated from electrofishing surveys in Gulf Nova Scotia rivers other than the Margaree, 1977-2002.

River ^a	Site	Date	Area (m ²)	Number of eels per sweep in sweep no.					Zippin pop. est.	Eels/ 100 m ^{2c}	River ^a	Site	Date	Area (m ²)	Number of eels per sweep in sweep no.					Zippin pop. est.	Eels/ 100 m ^{2c}		
				0.5 ^b	1	2	3	4							5	0.5 ^b	1	2	3			4	5
Phil	1	29 Jul 80	212	0	0	0			0.00	Wal	4	9 Sep 02	110	0					0.00				
Phil	2	31 Jul 80	179	0	0	0			0.00	Wal	7	9 Sep 02	82	0					0.00				
Phil	3	1 Aug 80	244	10	5	0	0	0	15.02	Wal	8	9 Sep 02	95	0					0.00				
Phil	4	8 Aug 80	275	0	0	0			0.00	Wa	1	29 Aug 02	55	0					0.00				
Phil	1	6 Jun 86	204	1	1	0		2.18	1.07	Wa	2	29 Aug 02	55	0					0.00				
Phil	1	15 Sep 93	124	0	0	0	0		0.00	John	1	13 Aug 80	491	1	0	0	0	0	0.23				
Phil	3	15 Sep 93	297	0					0.00	John	2	14 Aug 80	227	0	0	0	0	0	0.00				
Phil	5	15 Sep 93	0						0.00	John	1	10 Sep 93	0						0.00				
Phil	6	15 Sep 93	0						0.00	John	2	10 Sep 93	0						0.00				
Phil	2	1993	135	0					0.00	John	3	10 Sep 93	0						0.00				
Phil	1	20 Sep 95	176	0	0	0			0.00	John	4	10 Sep 93	0						0.00				
Phil	2	20 Sep 95	0 ^d						0.00	John	5	10 Sep 93	0						0.00				
Phil	3	20 Sep 95	0						0.00	John	6	10 Sep 93	0						0.00				
Phil	1	27 Aug 97	176	0	0	0			0.00	John	3	21 Sep 95	0						0.00				
Phil	1	20 Aug 98	176	0	0	0			0.00	John	4	21 Sep 95	0						0.00				
Phil	2	20 Aug 98	0						0.00	John	1	22 Sep 95	0	0	0	0	0		0.00				
Phil	3	20 Aug 98	596	0 ^e	0 ^e				0.00	John	2	22 Sep 95	0						0.00				
Phil	1	23 Aug 99	176	0					0.00	John	5	22 Sep 95	0						0.00				
Phil	99.1	24 Aug 99	227	0	0	0			0.00	John	6	22 Sep 95	96 ⁱ	1					11.59				
Phil	3	25 Aug 99	596	0					0.00	John	2	28 Aug 98	59	0					0.00				
Phil	2	26 Aug 99	0						0.00	John	4	28 Aug 98	66	0					0.00				
Phil	3	23 Aug 00	444	0					0.00	John	5	28 Aug 98	151	0					0.00				
Phil	1	14 Sep 00	166	0					0.00	John	6	28 Aug 98	96	1					11.59				
Phil	99.1	19 Sep 00	144	0	0	0			0.00	John	5	28 Aug 02	117	0					0.00				
Phil	1	30 Aug 01	61	0					0.00	John	2	29 Aug 02	51	0					0.00				
Phil	3	30 Aug 01	69	0					0.00	John	3	29 Aug 02	78	0					0.00				
Phil	1	9 Sep 02	96	0					0.00	MRPic	95.1	13 Sep 95	0d						0.00				
Phil	3	9 Sep 02	106	0					0.00	MRPic	95.2	13 Sep 95	644	0d					0.00				
Wal	2	9 Aug 78	408	0	0	0			0.00	MRPic	95.3	13 Sep 95	0d						0.00				
Wal	4	9 Aug 78	96	0	0	0	0	0	0.00	MRPic	95.4	1995	0d						0.00				
Wal	7	9 Aug 78	130	0	0	0			0.00	MRPic	5	22 Aug 96	426	0d					0.00				
Wal	3 ^g	10 Aug 78	212	0	0	0			0.00	MRPic	3	23 Aug 96	338	0					0.00				
Wal	6 ^h	10 Aug 78	86	0	0	0	1	0	1.30	MRPic	95.1	23 Aug 96	590	0					0.00				
Wal	1	11 Aug 78	280	2	0	0	0		0.83	MRPic	95.2	23 Aug 96	445	0					0.00				
Wal	1	14 Sep 93	0						0.00	MRPic	95.4	1996	0						0.00				
Wal	2	14 Sep 93	0						0.00	ERPic	1	4 Aug 78	354	1	1	0	0	1	5.27	1.49			
Wal	4	14 Sep 93	0						0.00	ERPic	2	4 Aug 78	249	0	0	0	0	0		0.00			
Wal	5	14 Sep 93	0						0.00	ERPic	3	4 Aug 78	290	0	0	0	0	0		0.00			
Wal	1	21 Sep 95	0						0.00	ERPic	4	4 Aug 78	150	0	0	0	0	0		0.00			
Wal	2	21 Sep 95	0						0.00	ERPic	4	23 Jul 80	174	0	0	0	0	0		0.00			
Wal	3	21 Sep 95	0						0.00	ERPic	3	24 Jul 80	297	1	0	0	0	0		0.37			
Wal	4	21 Sep 95	0						0.00	ERPic	2	25 Jul 80	244	0	0	0	0	0		0.00			
Wal	5	21 Sep 95	0						0.00	ERPic	1	5 Aug 80	267	1	1	0	0	0	2.01	0.75			
Wal	3	19 Aug 96	0						0.00	ERPic	3	5 Aug 92	193	0	0	0	0			0.00			
Wal	6	19 Aug 96	235	0 ^e	0 ^e				0.00	ERPic	5	5 Aug 92	0							0.00			
Wal	7	19 Aug 96	118	0 ^e	0 ^e				0.00	ERPic	4	6 Aug 92	135	0	0	0	0			0.00			
Wal	1	20 Aug 96	80	0					0.00	ERPic	6	6 Aug 92	0							0.00			
Wal	4	20 Aug 96	135	0					0.00	ERPic	7	6 Aug 92	0							0.00			
Wal	5	20 Aug 96	86	0					0.00	ERPic	4	9 Sep 93	0	0	0	0				0.00			
Wal	3	26 Aug 97	0						0.00	ERPic	5	9 Sep 93	0							0.00			
Wal	6	26 Aug 97	235	0 ^e	0 ^e				0.00	ERPic	8	9 Sep 93	0							0.00			
Wal	7	26 Aug 97	118	0 ^e	0 ^e				0.00	ERPic	4	24 Aug 94	129	0	0	0	0			0.00			
Wal	6	21 Aug 98	369	0 ^e	0 ^e				0.00	ERPic	7	24 Aug 94	0							0.00			
Wal	7	21 Aug 98	118	0 ^e	0 ^e				0.00	ERPic	3	25 Aug 94	160	0	0	0	0			0.00			
Wal	1	25 Aug 98	86	0					0.00	ERPic	5	25 Aug 94	0							0.00			
Wal	4	25 Aug 98	92	0					0.00	ERPic	6	25 Aug 94	0							0.00			
Wal	3	24 Aug 99	0						0.00	ERPic	3	14 Sep 95	737	0 ^e	0 ^e					0.00			
Wal	6	24 Aug 99	0						0.00	ERPic	4	15 Sep 95	253	0	0	0				0.00			
Wal	7	24 Aug 99	118	0					0.00	ERPic	5	29 Sep 95	0							0.00			
Wal	8	26 Aug 99	307	0					0.00	ERPic	6	29 Sep 95	0							0.00			
Wal	1	27 Aug 99	0						0.00	ERPic	7	29 Sep 95	0							0.00			
Wal	4	27 Aug 99	0						0.00	ERPic	4	28 Aug 97	253	0	0	0				0.00			
Wal	5	27 Aug 99	0						0.00	ERPic	5	28 Aug 97	102	0						0.00			
Wal	5	8 Sep 00	86f	1					12.98	ERPic	3	29 Sep 97	684	0e	0e					0.00			
Wal	7	8 Sep 00	118	0					0.00	ERPic	3	26 Aug 98	747	0e	0e					0.00			
Wal	8	8 Sep 00	307	0					0.00	ERPic	4	26 Aug 98	252	0e	0e					0.00			
Wal	7	30 Aug 01	111	0					0.00	ERPic	5	27 Aug 98	98	0						0.00			
Wal	4	31 Aug 01	107	0					0.00	ERPic	7	27 Aug 98	37	0						0.00			
Wal	8	31 Aug 01	77	0					0.00	ERPic	3	31 Aug 99	684	0						0.00			

Table 24 (continued)

River ^a	Site	Date	Area (m ²)	Number of eels per sweep in sweep no.					Zippin pop. est.	Eels/ 100 m ^{2c}	River ^a	Site	Date	Area (m ²)	Number of eels per sweep in sweep no.					Zippin pop. est.	Eels/ 100 m ^{2c}
				0.5 ^b	1	2	3	4							5	0.5 ^b	1	2	3		
ERPic	4	31 Aug 99	132	0	0	0			0.00	WRAnt	3	17 Aug 78	189	0	0	0	0	0	0.00		
ERPic	6	31 Aug 99	75f	1					14.83	WRAnt	4	18 Aug 78	141	8	6	1	0	1	16.34	11.59	
ERPic	5	2 Sep 99		0					0.00	WRAnt	4	4 Jun 86	29	2	2	1	0		5.46	19.02	
ERPic	7	2 Sep 99		0					0.00	WRAnt	4.1	4 Jun 86	229	2	2	1	0	4		4.38	
ERPic	3	20 Aug 00	336	0					0.00	WRAnt	4	5 Jun 86	220	2	2	0			4.36	1.98	
ERPic	4	28 Aug 00	132	0					0.00	WRAnt	4.1	22 Jul 86	387	0	0	0	0			0.00	
ERPic	5	28 Aug 00		0					0.00	WRAnt	4.2	22 Jul 86		0	0	0	0			0.00	
ERPic	3	28 Aug 01	146	0					0.00	WRAnt	4.1	22 Jul 87		0	0	0	0			0.00	
ERPic	5	28 Aug 01	61	0					0.00	WRAnt	4.2	22 Jul 87		0	0	0	0			0.00	
ERPic	4	29 Aug 01	64	0					0.00	WRAnt	4.2	28 Jul 88	106	0	1	0	0		1.23	1.16	
ERPic	7	29 Aug 01	78	0					0.00	WRAnt	4	2 Aug 91	121	0	0	0	0			0.00	
ERPic	4	26 Oct 01		0					0.00	WRAnt	4	30 Jul 92	125	0	0	0	0			0.00	
ERPic	5	26 Oct 01		0					0.00	WRAnt	2	4 Aug 92	84	0	0	0	0	0		0.00	
ERPic	4	28 Aug 02	57	0					0.00	WRAnt	2	8 Sep 93		0						0.00	
ERPic	5	28 Aug 02	55	0					0.00	WRAnt	4	8 Sep 93		0	0	0	0			0.00	
ERPic	7	28 Aug 02	45	0					0.00	WRAnt	2	16 Aug 94	120	1	0	0	0	0		0.00	
ERPic	3	30 Aug 02	95	0					0.00	WRAnt	4	17 Aug 94	115	1	0	0	0	0		0.00	
Sut	1	15 Aug 80	257		1	1	1		1.44	WRAnt	2	28 Sep 95	188	1	0	0				0.66	
Sut	2	15 Aug 80	215		3	3	2	1	1	12.65	WRAnt	4	28 Sep 95	113	0	0	0				0.00
Sut	3	18 Aug 80	279		8	2	1	1	0	12.10	WRAnt	2	22 Jul 96	139 ^j	3						23.96
Sut	1	12 Aug 92		0					0.00	WRAnt	4	22 Jul 96	198	0							0.00
Sut	2	12 Aug 92		0					0.00	WRAnt	1	23 Jul 96	432	0							0.00
Sut	3	12 Aug 92		0					0.00	WRAnt	3	23 Jul 96	269	0							0.00
Sut	1	23 Aug 94		0					0.00	WRAnt	5	25 Jul 96	185	0	0	0					0.00
Sut	3	24 Aug 94		0					0.00	WRAnt	2	24 Sep 97	233	0							0.00
Sut	1	14 Sep 95	64	0					0.00	WRAnt	4	24 Sep 97	200	0							0.00
Sut	3	14 Sep 95		0					0.00	WRAnt	1	25 Sep 97	508	0							0.00
Sut	1	12 Sep 96		0					0.00	WRAnt	3	25 Sep 97	269	0							0.00
Sut	3	13 Sep 96		0					0.00	WRAnt	2	2 Sep 98	132	1							8.42
Sut	1	1 Sep 99		0					0.00	WRAnt	4	2 Sep 98	196	1							5.68
Sut	3	1 Sep 99		0					0.00	WRAnt	5	10 Sep 98	157	0							0.00
Sut	1	6 Sep 00		0					0.00	WRAnt	3	11 Sep 98	259	0							0.00
Sut	3	19 Sep 00		0					0.00	WRAnt	2	1 Sep 99	170	0							0.00
Fr	4	7 Aug 78	160		1	0	1	0	0	2.13	WRAnt	4	7 Sep 99	198	0						0.00
Fr	2	8 Aug 78	222		0	0	0	0	0	0.00	WRAnt	1	8 Sep 99	363	0						0.00
Fr	3	8 Aug 78	158		0	0	0	0	0	0.00	WRAnt	5	8 Sep 99	132	0						0.00
Fr	1	15 Aug 78	172		2	2	0	0	0	4.02	WRAnt	3	9 Sep 99	245	1						4.53
Fr	1	7 Aug 92		0					0.00	WRAnt	2	30 Aug 00	170	0							0.00
Fr	2	7 Aug 92		0					0.00	WRAnt	4	30 Aug 00	191	0							0.00
Fr	3	7 Aug 92	102	0	0	0	0		0.00	WRAnt	1	31 Aug 00	363	0							0.00
Fr	1	23 Aug 94		0					0.00	WRAnt	3	31 Aug 00	199	0	0	0	0				0.00
Fr	2	23 Aug 94		0					0.00	WRAnt	5	31 Aug 00	74	0							0.00
Fr	3	23 Aug 94	120	0	0	0	0		0.00	WRAnt	2	27 Aug 01	44	0							0.00
Fr	3	2 Sep 99		0					0.00	WRAnt	6	27 Aug 01	121	0							0.00
Fr	2	3 Sep 99		0					0.00	WRAnt	4	28 Aug 01	52	0							0.00
Bar	1	21 Aug 80	341		0	0	0		0.00	WRAnt	4	26 Aug 02	64	0							0.00
Bar	2	22 Aug 80	169		1	0	0	0	0	0.66	WRAnt	6	26 Aug 02	74	0						0.00
Bar	3	25 Aug 80	278		2	0	1	0	0	3.04	WRAnt	4L	26 Aug 02	33	0						0.00
Bar	4	26 Aug 80	125		0	0	0	0		0.00	WRAnt	2	27 Aug 02	38	0						0.00
Bar	5	27 Aug 80	152		0	0	0		0.00	SRAnt	1	25 Sep 97	79	0							0.00
Bar	2	12 Aug 92		0					0.00	SRAnt	2	25 Sep 97	120	0							0.00
Bar	1	13 Aug 92		0					0.00	SRAnt	3	25 Sep 97	123	0							0.00
Bar	3	13 Aug 92	134	0					0.00	SRAnt	1	9 Sep 99	127	0							0.00
Bar	4	1992		0					0.00	SRAnt	3	9 Sep 99		0							0.00
Bar	3	22 Aug 94	158	0	0	0	0		0.00	SRAnt	2	13 Sep 99		0							0.00
Bar	1	26 Aug 94		0					0.00	Pom	1	11 Aug 92		0							0.00
Bar	4	26 Aug 94		0					0.00	Pom	2	11 Aug 92		0							0.00
Bar	2	24 Jul 97		0					0.00	Pom	3	11 Aug 92		0							0.00
Bar	3	24 Jul 97		0					0.00	Pom	4	11 Aug 92	149i	1							7.48
Bar	2	3 Sep 99		0					0.00	Pom	5	11 Aug 92		0							0.00
Bar	1	13 Sep 99		0					0.00	Pom	6	12 Aug 92	166	0	0	0	0				0.00
Bar	5	6 Sep 00		0					0.00	Pom	1	18 Aug 94		0							0.00
Bar	1	31 Aug 01	59	0					0.00	Pom	2	18 Aug 94		0							0.00
Bar	5	31 Aug 01	107	0					0.00	Pom	3	18 Aug 94		0							0.00
Bar	1	27 Aug 02	66	0					0.00	Pom	4	18 Aug 94		0							0.00
Bar	3	27 Aug 02	52	0					0.00	Pom	5	18 Aug 94		0							0.00
Bar	5	27 Aug 02	57	0					0.00	Pom	6	18 Aug 94	152	0	0	0	0				0.00
WRAnt	2	16 Aug 78	214		1	2	0	0	0	3.04	Pom	4	23 Jul 97		0						0.00
WRAnt	1	17 Aug 78	314		2	0	0	1	0	3.19	Pom	1	24 Jul 97	110	0						0.00

Table 24 (continued)

River ^a	Site	Date	Area (m ²)	Number of eels per					Zippin pop. est.	Eels/ 100 m ^{2c}	River ^a	Site	Date	Area (m ²)	Number of eels per					Zippin pop. est.	Eels/ 100 m ^{2c}		
				sweep in sweep no.											sweep in sweep no.								
				0.5 ^b	1	2	3	4							5	0.5 ^b	1	2	3			4	5
Pom	5	24 Jul 97	151	0						0.00	Mab	1	8 Jul 77	137	4	0	0						3.60
Pom	6	24 Jul 97	166	0	0	0				0.00	Mab	2	8 Jul 77	128	1	0	1						1.93
Pom	1	13 Sep 99		0						0.00	Mab	1	13 Jul 77	235	1								4.74
Pom	4	13 Sep 99		0						0.00	Mab	2	13 Jul 77	184	1	0	0	0					0.63
Pom	5	13 Sep 99		0						0.00	Mab	2	13 Jul 77	66	0	0	0						0.00
Aft	1	12 Aug 92		0						0.00	Mab	304-1001	13 Jul 77	61	0	1	0						2.03
Aft	2	12 Aug 92		0						0.00	Mab	1	15 Jul 77	608	4	2	2	0		8.58			1.41
Aft	3	12 Aug 92		0						0.00	Mab	SP1(1)	21 Jul 97	167	0	0	0	0					0.00
Aft	1	19 Aug 94		0						0.00	Mab	2	26 Jul 97	301	0	0	0	0					0.00
Aft	2	19 Aug 94		0						0.00	Mab	SP1(1)	9 Jul 98	218	0	1	0						0.57
Aft	3	19 Aug 94		0						0.00	Mab	2	10 Jul 98	315	0	0	0						0.00
Aft	1	23 Jul 97		0						0.00	Mab	2	7 Jul 99	298	0	0	0						0.00
Aft	2	23 Jul 97		0						0.00	Mab	SP1(1)	8 Jul 99	190	0	0	0						0.00
Aft	1	14 Sep 99		0						0.00	Mab	2	12 Jul 00	315	0	0	0	0					0.00
Aft	2a	14 Sep 99		0						0.00	Mab	SP1(1)	29 Aug 00	152	1	0	0						0.81
Trac	1	23 Jul 97	185	0						0.00	Chet	1	30 Aug 00	416	1	0	0						0.30
Trac	2	23 Jul 97	148	0						0.00	Chet	2	31 Aug 00	309	4	0	0						1.60
Trac	3	23 Jul 97	145	0						0.00	Chet	1	20 Aug 02	92	0								0.00
Trac	2	6 Sep 00		0						0.00	Chet	3	20 Aug 02	67	0								0.00
Trac	3	6 Sep 00		0						0.00	Chet	4	20 Aug 02	73	0								0.00
Mab	1	8 Jul 77	65	0	0	0				0.00	Chet	2	21 Aug 02	90	0								0.00

^aRiver codes: Phil=Phillip, Wal=Wallace, Wa=Waugh, MRPic=Middle R. Pictou, ERPic=East R. Pictou, Sut=Sutherlands, Fr=French, Bar=Barneys, WRAnt=West R. Antigonish, SRAnt=South R. Antigonish, Pom=Pomquet, Aft=Afton, Trac=Tracadie, Mab=Mabou, Chet=Cheticamp.

^bSingle-sweep spot checks, or double sweeps for mark-recapture population estimates. In the case of double sweeps the number given is summed from both sweeps.

^cCalculated from Zippin estimates where available. Otherwise calculated by applying conversion factors for the Southern Gulf (Table 18) to counts per sweep.

^d10 minute spot check

^eFish were captured, released, and recaptured for mark-recapture estimate

^fArea very approximate, not measured in field

^gReferred to as Site 6 by Cameron and Gray 1979

^hReferred to as Site 4 by Cameron and Gray 1979

ⁱArea is mean of the other areas measured for the same site or system

Table 25. Densities of eels estimated from electrofishing surveys on the Margaree River, 1957-2006.

Branch ^a	Site	Date	Area (m ²)	Number of eels per sweep							Zippin pop. est.		Eels/100 m ^{2d}	Branch ^a	Site	Date	Area (m ²)	Number of eels per sweep							Zippin pop. est.		Eels/100 m ^{2d}		
				in sweep no. ^b							Pop.	±90%						Pop.	±90%	in sweep no. ^b								Pop.	±90%
				0.5 ^c	1	2	3	4	5	6	7	CI						100	CI	0.5 ^c	1	2	3	4	5	6		7	CI
FGB	40	24 Jul 57	451	3	2	0	2					10.1		1.81	GB	3	14 Oct 65	272	0	1	0	0	0	0	0	0		1.1	0.42
FGB	41	24 Jul 57	217	2	1	1	1					8.0		2.69	FGB	40	25 Jul 66	408	2	1	1	1	0	0	0	0		5.2	1.37
FGB	42	25 Jul 57	212	2	0	1	0	0	0	0		3.0		1.58	FGB	41	26 Jul 66	184	2	1	0	0	0	0	0		3.0	1.83	
FGB	43	25 Jul 57	202	1	0	0	0	0	0	0				0.55	FGB	43	27 Jul 66	239	0	0	0	0	0	0	0		0.00	0.00	
NEM	52	26 Jul 57	602	3	4	1	0	1	0			9.3		1.67	FGB	42	28 Jul 66	234	2	2	1	0	0	0	0		5.0	2.39	
SWM	93	27 Jul 57	564	5	4	9	5	4	3					5.94	BB	14	29 Jul 66	113	1	1	0	0	0	0	0		2.0	1.98	
SWM	97	28 Jul 57	1,027	35	25	26	17	16	19			236.5	113.1	15.02	LOB	24	1 Aug 66	153	1	1	0	1	0	0	0		3.2	2.19	
NEM	51	29 Jul 57	585	7	2	1	0	0	0			10.0		1.94	SWM	97	2 Aug 66	988	48	20	8	3	1			80.8	2.87	9.17	
NEM	54	2 Aug 57	502	10	4	4	2	0	4			27.7		5.34	SWM	91	3 Aug 66	418	14	13	3	6	4	1		44.9	10.97		
FGB	40	25 Jul 58	429	1	0	0	0	0	0					0.26	NEM	52	4 Aug 66	640	1	2	3	1	1	0		20.8	1.40		
FGB	41	26 Jul 58	235	3	1	0	0	0	0			4.0		1.91	NEM	51	5 Aug 66	990	6	2	6	3	0		20.8	1.95			
FGB	42	28 Jul 58	235	0	0	1	0	0	0					0.48	NEM	53	8 Aug 66	557	1	0	0	0	0	0			0.20		
FGB	43	28 Jul 58	237	1	0	1	2	0	0			6.2		1.89	NEM	54	9 Aug 66	354	0	2	1	0	0	0		3.2	0.95		
NEM	52	29 Jul 58	643	3	0	0	0	0	0					0.53	TB	18	12 Aug 66	116	0	0	0	0	0	0			0.00		
NEM	51	4 Aug 58	462	7	3	5	3	2	1			27.6		5.08	NB	27	15 Aug 66	151	0	0	0	0	0	0			0.00		
NEM	54	6 Aug 58	372	2	3	3	1	0	1			12.2		3.00	BB	15	18 Aug 66	446	9	8	3	1	0		21.6	5.34			
FGB	40	28 Jul 59	429	2	5	0	0	0	1			8.5		2.08	IB	33	19 Aug 66	127	0	0	0	0	0	0			0.00		
FGB	41	29 Jul 59	235	1	0	1	1	1	0			9.9		1.90	LOB	22	23 Aug 66	186	32	5	4	3	0		44.2	26.84			
FGB	43	30 Jul 59	220	2	1	2	0	0	0			5.1		2.54	NB	26	23 Aug 66	156	0	1	0	1	0			1.45			
FGB	42	31 Jul 59	224	1	1	0	0	0	0			2.0		1.00	GB	4	24 Aug 66	151	2	2	1	0	0		5.1	3.75			
NEM	52	1 Aug 59	694	2	2	2	1	1	0			6.7		0.98	IB	32	24 Aug 66	108	0	0	0	0	0	0			0.00		
NEM	54	3 Aug 59	381	6	0	1	2	0	1			10.7		2.93	GB	2	29 Aug 66	278	5	0	0	0	0	0			2.01		
NEM	51	6 Aug 59	399	7	1	4	0	2	0			14.7		3.92	GB	3	30 Aug 66	250	2	1	0	0	0	0		3.0	1.34		
SWM	97	12 Aug 59	1,027	46	17	13						86.5	14.71	9.36	IB	31	1 Sep 66	165	0	0	0	0	0	0			0.00		
FGB	40	21 Jul 60	429	2	2	0	0	0	0			4.0		1.04	FGB	40	27 Jul 67	367	1	0	0	0	0	0			0.30		
FGB	41	26 Jul 60	209	1	0	0	1	0	0			2.2		1.07	NEM	53	28 Jul 67	516	2	0	1	0	0	0		3.0	0.65		
FGB	43	27 Jul 60	196	1	0	0	0	0	0					0.57	NEM	54	1 Aug 67	424	7	4	1	1	1	0		14.2	3.69		
FGB	42	28 Jul 60	192	1	1	0	0	1	0			3.6		1.75	NEM	51	2 Aug 67	1,137	11	4	1	3	1		21.0	1.99			
NEM	52	30 Jul 60	683	2	1	0	1	2	1					1.15	NEM	52	3 Aug 67	671	2	1	0	0	0	0		3.0	0.50		
NEM	51	1 Aug 60	371	6	5	0	1	0	0			12.1		3.61	FGB	42	4 Aug 67	224	2	1	1	0	0	0		4.0	2.00		
SWM	97	5 Aug 60	1,027	63	77	39	23	11	34			313.0	44.94	26.88	FGB	41	7 Aug 67	209	1	0	0	0	0	0			0.53		
NEM	54	8 Aug 60	392	5	6	3	5	2	0			25.1		5.99	FGB	43	7 Aug 67	383	1	0	0	0	0	0			0.29		
FGB	40	19 Jul 61	415	4	2	1	0	0	0			7.0		1.89	IB	32	8 Aug 67	120	0	0	0	0	0	0			0.00		
FGB	41	20 Jul 61	232	7	2	0	0	0	0			9.0		4.34	IB	33	8 Aug 67	127	0	0	0	0	0	0			0.00		
FGB	43	21 Jul 61	189	2	1	0	0	0	0			3.0		1.77	IB	31	9 Aug 67	175	0	0	0	0	0	0			0.00		
FGB	42	22 Jul 61	179	0	0	0	0	0	0					0.00	NB	26	10 Aug 67	176	1	0	0	0	0	0			0.64		
NEM	52	27 Jul 61	719	1	3	1	2	1	0			10.9		1.24	NB	27	10 Aug 67	120	0	0	0	0	0	0			0.00		
NEM	51	28 Jul 61	277	12	5	0	0	0	0			17.0		6.86	LOB	24	11 Aug 67	190	1	1	1	0	0	0		3.1	1.77		
SWM	97	31 Jul 61	1,027	19	13	7	3	9				65.1		5.63	NEM	58	16 Aug 67	350	4	1	1	1	1	1		10.8	2.87		
NEM	54	2 Aug 61	303	7	8	7	10	5	3			81.6	14.74	14.74	LOB	22	18 Aug 67	252	18	8	7	2	2	1		39.2	16.86		
FGB	41	30 Jul 62	234	5	0	1	1	1				8.8		3.87	BB	15	21 Aug 67	376	2	4	4	1	1	1		17.3	3.87		
NEM	51	1 Aug 63	260	10	5	7	1	0	0			23.5		9.88	GB	4	22 Aug 67	145	1	0	0	0	0	0			0.77		
NEM	54	2 Aug 63	452	6	2	2	3	2	1			20.0		3.96	BB	14	22 Aug 67	121	1	0	0	0	0	0			0.94		
FGB	40	7 Aug 63	410	2	2	2	2	2	1			29.4		3.00	GB	2	23 Aug 67	230	3	1	2	1	0			7.7	3.45		
NEM	52	8 Aug 63	749	4	3	1	1	0	0			9.1		1.34	GB	3	23 Aug 67	237	2	1	1	0	0	0		4.0	1.89		
SWM	97	22 Aug 63	1,027	49	22	15						101.2	19.41	10.58	SWM	91	24 Aug 67	690	21	15	9	3	2	0		51.2	3.79	8.10	
SWM	97	22 Aug 63	1,011	0	0	0								0.00	NEM	58	31 Jul 68	223	5	0	4	0	0	0		9.1	4.51		
NEM	53	23 Aug 63	310	0	0	0	0	0	0					0.00	NEM	59	1 Aug 68	213	0	1							0.71		
IB	32	28 Aug 63	112	1	3	0	3	0	0			8.6		6.98	NEM	57	2 Aug 68	217	4	1	0	1	0	0		6.0	3.09		
TB	18	4 Sep 63	138	0	0	0	0							0.00	NEM	60	8 Aug 68	195	1	0	0	0	0	0			0.57		
NB	26	5 Sep 63	161	8	2	2	0	0	0			12.0		8.36	FGB	41	9 Aug 68	157	3	2	0	2	0	0		7.3	4.98		
BB	14	16 Sep 63	138	2	0	0	0	0	0					1.62	NEM	53	13 Aug 68	530	0	0	0	0	0	0			0.00		
GB	3	17 Sep 63	234	1	2	0	0	0	0			3.0		1.43	NEM	54	14 Aug 68	404	1	0	0	0	0	0			0.28		
LOB	22	24 Sep 63	304	17	11	4	8	4	2			51.																	

Table 25 (continued)

Branch ^a	Site	Date	Area (m ²)	Number of eels per sweep							Zippin pop. est.			Branch ^a	Site	Date	Area (m ²)	Number of eels per sweep							Zippin pop. est.			
				in sweep no.							Pop.	±90%	100					in sweep no.							Pop.	±90%	100	
				0.5 ^c	1	2	3	4	5	6	7	CI	m ^{2d}					0.5 ^c	1	2	3	4	5	6	7	CI	m ^{2d}	
BB	12	5 Aug 75	382	0	0	0	0	0		0.00	LOB	22	11 Jul 79	348	19	7	3	0		29.4	9.73							
BB	13	6 Aug 75	129	0	3	0	0			3.7	FGB	41	12 Jul 79	213	0	0	0				0.00							
LOB	22	7 Aug 75	257	22	14	6	3	0	0	0	45.4	BB	12	16 Jul 79	394	0	0	0			0.00							
LOB	23	8 Aug 75	472	3	4	2	0	0			9.4	BB	15	16 Jul 79	321	1	0	0			0.39							
GB	2	11 Aug 75	200	3	1	2					11.3	GB	2	22 Jul 79	232	1	0	0			0.55							
NEM	56	12 Aug 75	575	5	1	0					6.0	FGB	42	25 Jul 79	558	3	0	1	0		4.1	0.84						
IB	31	14 Aug 75	182	0	0	0	0	0	0	0		NEM	54	26 Jul 79	1,018	4	8	1			19.9	1.62						
IB	32	15 Aug 75	111	0	0	0					0.00	GB	3	28 Jul 79	266	1	0	0	0	0		0.43						
GB	4	19 Aug 75	171	0	0	0	0	0			0.00	IB	31	31 Jul 79	195	1	0	0	0	0	0	0	0	0	0	0	0	0.57
NB	26	20 Aug 75	160	0	0	0	0	0			0.00	LOB	23	10 Aug 79	499	2	2	0	0	0		4.1	0.94					
GB	3	21 Aug 75	308	1	2	0	0	0			3.0	IB	34	17 Aug 79	415	2	1	0	0		3.0	0.84						
SWM	90	22 Aug 75	515	19							9.01	NEM	52	20 Aug 79	616	2	1	1	0		4.3	0.76						
SWM	95	25 Aug 75	490	4	0	0	1	0			5.0	GB	5	21 Aug 79	374	3	0	0	0			0.93						
MB	96	27 Aug 75	363	1	2	0	1	0			4.6	NEM	51	22 Aug 79	596	2	1	0		3.1	0.64							
SWM	92	4 Sep 75	737	17	9	6	4				41.7	NEM	57	28 Aug 79	230	0	0	0			0.00							
FGB	42	9 Sep 75	422	0	2	0	1	1			1.08	FGB	45	27 May 86	361	0	1	0			0.35							
NEM	52	12 Sep 75	692	5	1	2	0	0			8.1	LOB	23	28 May 86	249	0	0	0	0	0		0.00						
NEM	56	17 Sep 75	575	0	0	0	0	1			0.20	GB	2	11 Jul 86	372	0	0	0	0			0.00						
FGB	41	23 Sep 75	272	0	0	1	0	0	0		1.5	LOB	22	12 Jul 86	246	4	3	0	0		7.1	3.32						
IB	34	24 Sep 75	297	3	2	0	1	0			6.2	FGB	45L	13 Jul 86	151	0	0	0	0			0.00						
IB	33	25 Sep 75	127	0	0	0					0.00	FGB	45U	13 Jul 86	157	0	0	0	0			0.00						
IB	33	25 Sep 75	129	0	0	0					0.00	IB	34	14 Jul 86	398	0	0	0	0			0.00						
FGB	42	20 Jul 76	340	2	3	0	0				5.2	BB	15	15 Jul 86	331	1	0	0	0			0.35						
NB	27	22 Jul 76	210	0	0	0	0	0			0.00	NEM	51	23 Jul 86	290	1	0	0	0			0.40						
NEM	51	23 Jul 76	483	0	2	1	0	0			3.6	NEM	52	24 Jul 86	486	1	1	0		2.2	0.52							
NEM	52	26 Jul 76	698	3	0	1	2				14.5	NEM	55	25 Jul 86	305	0	0	0			0.00							
NEM	54	27 Jul 76	903	4	7	1	3	1			19.9	FGB	45L	21 Aug 86	150	2	0	0	0			1.56						
NEM	53	29 Jul 76	528	0	0	0	0	0			0.00	FGB	45U	21 Aug 86	151	1	0	0	0			0.77						
BB	15	30 Jul 76	405	4	1	1					6.5	LOB	22	27 Jul 87	181	5	0	1	0		6.0	3.87						
BB	12	3 Aug 76	339	0	0	0	0	0	0	0		0.00	FGB	45L	28 Jul 87	141	0	0	0	0			0.00					
BB	13	4 Aug 76	230	1	0	0	0				0.51	FGB	45U	28 Jul 87	135	0	0	0	0			0.00						
TB	19	4 Aug 76	87	0	0	0	0				0.00	BB	15	30 Jul 87	313	0	0	0	0			0.00						
LOB	22	5 Aug 76	261	9	9	6	3				37.4	BB	15	1991	222							0.00						
GB	2	9 Aug 76	257	1	2	0	3	0			17.6	MB	96	1991	240							0.00						
GB	4	10 Aug 76	172	0	0	0	0	1	0	0		0.65	TrB	98	1991	251	3	1	0	0		4.0	1.86					
GB	3	11 Aug 76	360	1	1	0	1				7.2	FGB	45-1	1991	234	0	0	4	0			1.99						
IB	31	12 Aug 76	192	0	0	0	0	0	0		0.00	FGB	45-2	1991	387	1	1	4				1.96						
NEM	56	13 Aug 76	609	2	1	2	1	2			1.49	BB	15	1992	209							0.00						
IB	32	16 Aug 76	118	0	0	0					0.00	FGB	40	1992	128							0.00						
FGB	41	17 Aug 76	300	0	0	0	1	0			0.38	FGB	45	1992	171							0.00						
IB	34	18 Aug 76	432	2	1	1	0	0	0		4.0	MB	96	1992	135							0.00						
NB	26	19 Aug 76	126	2	0	0					2.01	TrB	98	1992	191							0.00						
SWM	90	20 Aug 76	557	8	4	1					13.9	BB	15	1993	216							0.00						
SWM	92	23 Aug 76	806	21	17	12	12	4			84.1	26.02	FGB	45	1993	226						0.00						
MB	96	24 Aug 76	419	3	1	1	0				5.2	MB	96	1993	185							0.00						
SWM	95	25 Aug 76	506	0	2	0	0				2.5	BB	15	1994	148							0.00						
LOB	23	26 Aug 76	806	0	0	0					0.00	FGB	40	1994	116							0.00						
FGB	43	25 Jul 77	872	2	0	1	0				3.1	FGB	45	1994	193							0.00						
NB	27	27 Jul 77	206	1	0	0	0				0.57	MB	96	1994	160	1	0	0	0			0.73						
IB	31	28 Jul 77	206	1	0	0	0	0			0.55	TrB	98	1994	174							0.00						
FGB	42	29 Jul 77	530	0	0	1	1	0			0.43	BB	15	1995	147							0.00						
LOB	23	2 Aug 77	487	2	3	2	2				2.15	FGB	40	1995	131							0.00						
LOB	22	3 Aug 77	348	7	14	2					36.5	FGB	45	1995	172							0.00						
FGB	41	4 Aug 77	323	2	2	1	2	0			9.1	OBB	51	1995	443	0	1	0				0.29						
BB	15	5 Aug 77	464	1	0	0	1				0.50	MB	96	1995	289	1	0	0	0			0.40						
NEM	54	9 Aug 77	887	9	12	3	1				27.8	TrB	98	1995	179							0.00						
NEM	51	11 Aug 77	580	2	0	1	0	0			3.0	BB	15	1996	215							0.00						
NEM	52	12 Aug 77	824	0	2	1					0.46	FGB	45	1996	249							0.00						
NEM	58	16 Aug 77	259	0	1	2	1	0			1.75	OBB	51	1996	477							0.00						
NEM	57	17 Aug 77	203	0	0	0					0.00	MB	96	1996	317							0.00						
MB	96	17 Aug 77	468	1	1	1					0.81	TrB	98	1996	210							0.00						
SWM	95	22 Aug 77	535	3	2	0	0				5.0	BB	15	1997	171	1	0	0	0			0.68						
NEM	53	24 Aug 77	492	0	0	0					0.00	FGB	45	1997	235							0.00						
FGB	42	25 Jul 78	548	0	2	2	0				0.85	OBB	51	1997	421	1	0	0				0.30						
FGB	40	26 Jul 78	286	0	1	0	0				1.2	MB	96	1997	268							0.00						
FGB	41	26 Jul 78	269	0	0	0	0				0.00	TrB	98	1997	206							0.00						
NEM	54	27 Jul 78	896	7	4	4	2				22.1	BB	15	1998	242							0.00						
NEM	53	28 Jul 78	450	0	0	0					0.00	FGB	45	1998	207							0.00						
NEM	57	31 Jul 78	168	2	0	0	0				1.39	OBB	51	1998	508	2	0	0				0.50						
NEM	58	1 Aug 78	250	1	0	0	0				0.47	MB	96	1998	258							0.00						
NEM	51	3 Aug 78	594	3	0	1	0	0			4.0	TrB	98	1998	196							0.00						
NEM	52	4 Aug 78	675	1	1	0					2.2	BB	15	1999	215							0.00						
LOB	22	7 Aug 78	310	13	8	4	3				32.0	FGB	45	1999	248							0.00						
LOB	23	8 Aug 78	415	2	1	1	0				4.3	OBB	51	1999	543							0.00						
NB	27	8 Aug 78	171	0	0	0					0.00	MB	96	1999	247							0.00						
BB	15	9 Aug 78	328	2	1	0					3.1	TrB	98	1999	220							0.00						
IB	31	10 Aug 78	184	0	1	0					0.69	BB	15	2000	198							0.00						
IB	32	11 Aug 78	110	0	0	0					0.00	FGB	45	2000	226							0.00						
IB	34	14 Aug 78	382	1	1	2					1.32	OBB	51	200														

Table 25 (continued)

Bran- ch ^a	Site	Date	Area (m ²)	Number of eels per sweep							Zippin pop. est.		Eels/ 100 m ^{2d}	Bran- ch ^a	Site	Date	Area (m ²)	Number of eels per sweep							Zippin pop. est.		Eels/ 100 m ^{2d}
				in sweep no.							Pop.	±90%						in sweep no.							Pop.	±90%	
				0.5 ^c	1	2	3	4	5	6	7	CI						0.5 ^c	1	2	3	4	5	6	7	CI	
SWM	100	8 Jul 02	161	9							62.08	BB	15	13 Aug 03	189	0	0	0	0	0	0.00						
NEM	53B	11 Jul 02	103	0							0.00	OBB	51	14 Aug 03	385	0	0	0	0	0	0.00						
NEM	56B	12 Jul 02	110	0							0.00	GB	2	14 Sep 04	247	1					4.50						
SWM	91B	15 Jul 02	117	0							0.00	BB	15	14 Sep 04		0					0.00						
MPB	95C	15 Jul 02	101	0	0	0	0				0.00	LOB	22L	14 Sep 04		0					0.00						
NB	27C	16 Jul 02	147	0	0	0	0	0			0.00	IB	34C	14 Sep 04		0					0.00						
MPB	95U	17 Jul 02	116	0							0.00	FGB	40	15 Sep 04		0					0.00						
MPB	95L	22 Jul 02	104	0							0.00	FGB	45	15 Sep 04		0					0.00						
SWM	103L	23 Jul 02	91	1							12.22	OBB	51	15 Sep 04		0					0.00						
NB	27L	23 Jul 02	67	0							0.00	ML	52	15 Sep 04		0					0.00						
NB	27U	23 Jul 02	83	0							0.00	MB	96	16 Sep 04		0					0.00						
SWM	103C	24 Jul 02	163	0	0	0	0				0.00	TrB	98	16 Sep 04		0					0.00						
LOB	22C	25 Jul 02	170	0	1	0	0				0.76	SM	100	16 Sep 04		0					0.00						
Main	102	29 Jul 02	238	0							0.00	BP	103C	16 Sep 04		0					0.00						
SWM	103U	29 Jul 02	143	0							0.00	DB	53B	16 Sep 04		0					0.00						
LOB	22L	29 Jul 02	143	0							0.00	LOB	105	17 Sep 04		0					0.00						
LOB	22U	29 Jul 02	152	0							0.00	TP	56B	17 Sep 04		0					0.00						
IB	34L	30 Jul 02	96	0							0.00	BB	15	12 Sep 05	183	0					0.00						
IB	34U	30 Jul 02	123	0							0.00	FGB	45	13 Sep 05	169	0					0.00						
IB	34C	31 Jul 02	184	0	0	0	0	0			0.00	BP	103C	13 Sep 05	217	0					0.00						
SB	104L	1 Aug 02	60	0							0.00	LOB	22L	13 Sep 05	137	0					0.00						
SB	104U	1 Aug 02	81	0							0.00	SWM	91B	13 Sep 05	289	0					0.00						
FGB	41B	2 Aug 02	98	0							0.00	GB	2	14 Sep 05	257	0					0.00						
FGB	47B	2 Aug 02	99	0							0.00	MB	96	14 Sep 05	183	0					0.00						
NEM	54	3 Aug 02	0								0.00	TrB	98	14 Sep 05	212	0					0.00						
MB	96	3 Aug 02	124	0							0.00	IB	34C	14 Sep 05	131	0					0.00						
MB	96C	3 Aug 02	110	0	0	0	0				0.00	FGB	40	15 Sep 05	205	0					0.00						
MB	96L	3 Aug 02	116	0							0.00	OBB	51	15 Sep 05	138	0					0.00						
MB	96U	3 Aug 02	95	0							0.00	ML	52	15 Sep 05	146	0					0.00						
TrB	98	4 Aug 02	195	0	0	0	0				0.00	TP	56B	15 Sep 05	233	0					0.00						
TrB	98L	4 Aug 02	109	0							0.00	GB	2	16 Aug 06	320	0					0.00						
TrB	98U	4 Aug 02	129	0							0.00	BB	15	11 Sep 06	134	0					0.00						
GB	2	5 Aug 02	119	0							0.00	LOB	22L	11 Sep 06	148	0					0.00						
GB	3	5 Aug 02	170	0							0.00	FGB	40	12 Sep 06	199	0					0.00						
GB	4	5 Aug 02	148	0							0.00	FGB	45	12 Sep 06	201	0					0.00						
NEM	52	13 Aug 02	71	0							0.00	OBB	51	12 Sep 06	251	0					0.00						
BB	13B	14 Aug 02	72	0							0.00	ML	52	12 Sep 06	211	0					0.00						
BB	12	16 Aug 02	60	0							0.00	BP	103C	13 Sep 06	313	0					0.00						
LOB	105	20 Aug 02	62	0							0.00	IB	34C	13 Sep 06	125	0					0.00						
LOB	106	21 Aug 02	46	0							0.00	TP	56B	13 Sep 06	239	0					0.00						
MB	46	30 Jul 03	189	1	0	0	0	0			0.62	SWM	91B	13 Sep 06	374	0					0.00						
FGB	45	31 Jul 03	256	0	0	0	0				0.00	MB	96	14 Sep 06	198	0					0.00						
TrB	98	5 Aug 03	197	0	0	0	0	0			0.00	TrB	98	14 Sep 06	220	0					0.00						

^aBB=Big Brook, FGB=Forest Glen Brook, GB=Gallant Brook, IB=Ingram Brook, LOB=Lake O'Law Brook, Main=Main Branch, MB=MacFarlanes Brook, MPB=Mount Pleasant Brook, NB=Nile Brook, NEM=North East Margaree R., OBB=Old Bridge Brook, SB=Stewart Brook, SWM=South West Margaree R., TB=Tompkins Brook, TrB=Trout Brook.

^bNumber of sweeps in 1991-2001 was either 3 or 4.

^cSweep 0.5 is a sweep without barrier nets that is conducted alone, or conducted prior to regular Zippin sweeps.

^dCalculated from Zippin estimates where available. Otherwise calculated by applying conversion factors (Table 18) to counts per sweep. Conversion factors derived from southern Gulf data were used where only Sweep 0.5 was done, and where Sweeps 0.5, 1, 2, and 3 were done. In other cases correction factors derived from Margaree data were used.

Table 26 (continued)

Ri- ver ^a	Site ^b	Date	Area (m ²)	Number of eels per sweep in sweep no.					Zippin pop. est.		Eels/ 100 m ^{2d}	Ri- ver ^a	Site ^b	Date	Area (m ²)	Number of eels per sweep in sweep no.					Zippin pop. est.		Eels/ 100 m ^{2d}
				0.5 ^c	1	2	3	4	5	Pop.						90% CI (+/-)	Pop.	90% CI (+/-)					
SV	3	9 Sep 93	77	0	0	0	0			0.00	En	4	12 Oct 94	78	0	0	0			0.00			
SV	4	14 Sep 93	48	0	0	0	0			0.00	En	1	22 Jun 95	91	0	0	0			0.00			
SV	1	30 May 94	50	0	0	0	0			0.00	En	2	22 Jun 95	127	0	0	0			0.00			
SV	2	31 May 94	52	0	0	0				0.00	En	4	23 Jun 95	86	0	0	0	0		0.00			
SV	3	1 Jun 94	80	0	0	0				0.00	En	3	26 Jun 95	106	0	0	0			0.00			
SV	4	8 Jun 94	59	0	0	0				0.00	En	1	7 Aug 95	76	0	0	0			0.00			
SV	1	20 Jul 94	49	0	0	0	0			0.00	En	2	7 Aug 95	107	0	0	0	0		0.00			
SV	4	20 Jul 94	52	0	0	0				0.00	En	3	8 Aug 95	94	0	0	0			0.00			
SV	2	21 Jul 94	52	0	0	0				0.00	En	4	9 Aug 95	84	0	0	0	0		0.00			
SV	3	21 Jul 94	82	0	0	0				0.00	En	1	19 Sep 95	103	0	0	0			0.00			
SV	1	19 Sep 94	46	0	0	0				0.00	En	2	19 Sep 95	140	0	0	0			0.00			
SV	2	20 Sep 94	48	0	0	0				0.00	En	4	22 Sep 95	93	0	0	0			0.00			
SV	3	20 Sep 94	76	0	0	0				0.00	En	3	25 Sep 95	88	0	0	0			0.00			
SV	4	21 Sep 94	55	0	0	0				0.00	LPJ	2	8 Oct 93	93	0	0	0	0		0.00			
SV	4	7 Jul 95	58	0	0	0				0.00	LPJ	1	12 Oct 93	125	0	0	0	0		0.00			
SV	1	11 Jul 95	66	0	0	0				0.00	LPJ	3	14 Oct 93	114	0	0	0	0		0.00			
SV	2	11 Jul 95	58	0	0	0				0.00	LPJ	4	19 Oct 93	144	0	0	0	0		0.00			
SV	3	11 Jul 95	79	0	0	0				0.00	LPJ	1	14 Jun 94	135	0	0	0	0		0.00			
SV	1	17 Oct 95	70	0	0	0				0.00	LPJ	2	15 Jun 94	111	0	0	0			0.00			
SV	4	17 Oct 95	58	0	0	0				0.00	LPJ	4	16 Jun 94	161	0	0	0	0		0.00			
SV	2	23 Oct 95	51	0	0	0				0.00	LPJ	3	18 Jun 94	157	0	0	0			0.00			
SV	3	23 Oct 95	84	0	0	0				0.00	LPJ	1	11 Jul 94	135	0	0	0	0		0.00			
En	2	1 Oct 93	144	0	0	0	0			0.00	LPJ	2	12 Jul 94	115	0	0	0	0		0.00			
En	1	4 Oct 93	98	0	0	0	0			0.00	LPJ	3	13 Jul 94	126	0	0	0	0		0.00			
En	4	6 Oct 93	115	0	0	0	0			0.00	LPJ	4	14 Jul 94	145	0	0	0	0		0.00			
En	3	12 Nov 93	130	0	0	0	0			0.00	LPJ	1	7 Sep 94	125	0	0	0	0		0.00			
En	1	6 Jun 94	106	0	0	0	0			0.00	LPJ	3	7 Sep 94	123	0	0	0			0.00			
En	2	8 Jun 94	157	0	0	0	0			0.00	LPJ	2	8 Sep 94	104	0	0	0	0		0.00			
En	3	9 Jun 94	141	0	0	0				0.00	LPJ	4	9 Sep 94	133	0	0	0			0.00			
En	4	13 Jun 94	96	0	0	0	0			0.00	LPJ	2	27 Jun 95	106	0	0	0	0		0.00			
En	1	3 Jul 94	115	0	0	0				0.00	LPJ	1	28 Jun 95	128	0	0	0			0.00			
En	2	5 Jul 94	149	0	0	0				0.00	LPJ	3	29 Jun 95	125	0	0	0	0		0.00			
En	3	6 Jul 94	119	0	0	0				0.00	LPJ	4	30 Jun 95	132	0	0	0	0		0.00			
En	4	7 Jul 94	92	0	0	0				0.00	LPJ	1	10 Aug 95	116	0	0	0			0.00			
En	1	15 Aug 94	89	0	0	0				0.00	LPJ	2	10 Aug 95	92	0	0	0	0		0.00			
En	2	15 Aug 94	80	0	0	0	0			0.00	LPJ	3	11 Aug 95	129	0	0	0	0		0.00			
En	3	16 Aug 94	99	0	0	0				0.00	LPJ	4	11 Aug 95	106	0	0	0			0.00			
En	4	17 Aug 94	84	0	0	0	0			0.00	LPJ	1	25 Sep 95	115	0	0	0	0		0.00			
En	1	11 Oct 94	83	0	0	0				0.00	LPJ	2	26 Sep 95	93	0	0	0	0		0.00			
En	2	11 Oct 94	127	0	0	0				0.00	LPJ	3	26 Sep 95	104	0	0	0			0.00			
En	3	12 Oct 94	102	0	0	0				0.00	LPJ	4	27 Sep 95	118	0	0	0			0.00			

^aEl=Ellerslie, En=Enmore, LPJ=Little Pierre Jacques, Mor=Morell, SV=Seal R. (Vernon), TC=Trout R. (Coleman), Ver=Vernon.

^bALP=Above Landing Pool, BH=Bannys Hole, C=Cranes, E=Everglades, F=Forks, GR=Gill Road, G=Grants, IB=Indian Bridge, KH=Kennys Hole, LB=Leards Bridge, LC=Lower Cranes, LL=Lower Leards, M=Martinvale, MT=Mooney Tracks, MB=Mooneys Bridge, O=Oates, OC=Old Cardigan III, RR=Rowells Riffle, UK=Upper Kennys.

^cSweep 0.5 is a sweep without barrier nets that is conducted alone, or conducted prior to regular Zippin sweeps.

^dCalculated from Zippin estimate where available. Otherwise calculated from numbers of eels per sweep and correction factors for the southern Gulf (see Table 18).

Table 27. Densities of eels estimated from electrofishing surveys in southern Gulf of St. Lawrence rivers, and estimated river populations, by decade.

River	1952-1959			1960-1969			1970-1979			1980-1989			1990-1999			2000-2006			1952-2006										
	area (m ²) ^a	Eels/100 m ²	Pop.	Mean	SD	N	Eels/100 m ²	Mean	SD	N	Pop.	Eels/100 m ²	Mean	SD	N	Pop.	Eels/100 m ²	Mean	SD	N	Pop.								
Restigouche R.	22,326,000																												
Jacquet R.	1,135,000																												
Tabusintac R.	824,300																												
Miramichi R.	54,600,000	0.70	94	381,408	0.68	1.22	145	370,585	1.15	4.08	799	625,179	0.51	1.95	460	279,064	0.50	1.97	479	274,031	0.80	2.93	481	436,287	0.79	2.96	2,458	430,671	
Kouchibouguac R.	588,000																												
Kouchibouguais R.	549,000																												
Richibucto R.	1,226,000																												
Buctouche R.	661,900																												
Cocagne R.	283,000																												
R. Phillip	962,100																												
Wallace R.	622,900																												
Waugh R.	313,200																												
R. Join	397,300																												
Middle R., Pictou	295,300																												
East R., Pictou	729,100																												
Sutherland R.	66,600																												
French R.	174,000																												
Barneys R.	212,800																												
West R., Antigonish	480,300																												
South R., Antigonish	95,000																												
Pomquet R.	76,900																												
Afton R.	18,900																												
Tracadie R.	52,500																												
Mabou R.	235,100																												
Margaree R.	2,797,600	3.10	3.29	24	86,742	2.92	4.72	138	81,592	1.58	2.86	108	44,261	0.65	1.18	17	18,320	0.20	0.51	44	5,537	0.86	6.49	95	24,115	1.76	4.50	426	49,220
Cheticamp R.	322,000																												
Trout R., Coleman																													
Ellerslie R.																													
Morell R.	237,200																												
Vernon R.																													
Seal R., Vernon																													
Enmore R.																													
Little Pierre Jacques R.																													
Pooled data																													
Sum		1.19	1.96	118	468,150	1.77	3.58	283	452,177	1.08	3.66	1,184	814,878	0.57	2.10	819	428,004	0.40	1.77	1,229	381,157	1.01	5.27	1,413	857,045	0.74	2.85	4,536	764,633

^aArea of fluvial habitat, from O'Connell et al. 1997

Table 28. Estimated populations and densities of eels at sites on Prince Edward Island, from Bayesian analysis of mark-recapture data.

Location	Year	Sampling dates	Bayesian population estimate			Mean weight (g)	Area within 295 m of gear (ha) ^a	Population density ^b Eels/ha	Pond area (ha)	Estimated population ^b		
			Median	Mode	5% con-fidence limit						95% con-fidence limit	
<u>Barachois ponds, with an outlet stream to the sea</u>												
Clarks Pond	2000	12 May-15 Jun, 14 Jul-29 Aug	360	358	332	394	434	15.0	24.0	10.4	15.0	360
Clarks Pond	2001	13 Jun-7 Aug	156	133	94	300	322	8.4	18.6	6.0	15.0	279
Lake of Shining Waters	2000	1 Jun-13 Aug	221	201	150	354	331	11.0	20.1	6.7	11.0	221
Rollings Pond	2000	12 May-15 Jun, 14 Jul-29 Aug	603	598	538	683	326	2.4	251.3	81.8	2.4	603
Rollings Pond	2001	28 May-7 Aug	318	253	168	718	406	2.4	132.3	53.8	2.4	318
Long Pond, Dalvay	2000	30 May-14 Aug	1,175	1,169	1,067	1,302	296	11.2	104.9	31.0	15.0	1,573
Long Pond, Dalvay	2003	24 Jun-2 Oct	2,071	2,035	1,729	2,521	258	15.0	138.1	35.7	15.0	2,071
Campbells Pond	2000	30 May-14 Aug	657	640	532	834	306	21.9	30.0	9.2	28.7	860
Campbells Pond	2001	22 Aug-18 Sep	347	329	259	490	227	21.9	15.8	3.6	28.7	455
Schooner Pond	2000	26 Jun-8 Jul, 20-28 Aug	394	328	223	826	276	14.0	28.1	7.8	14.0	394
Mean									76.3	24.6		
<u>Freshwater impoundments</u>												
North Pinette Pond	2000	13 Sep-22 Oct	238	165	108	690	622	2.8	84.4	52.5	2.8	238
<u>Estuaries & brackish lagoons</u>												
Flat River	2002	5 Jul-25 Aug	1,458	1,158	762	3,342	372	51.6	28.3	10.5		
South Pinette Estuary	2000	29 Jul-14 Oct	6,250	5,100	3,400	13,350	293	9.5	655.8	192.2		
North Pinette Estuary	2000	9 Aug-4 Oct	1,620	1,492	1,092	2,580	291	9.5	171.2	49.9		
Mean									285.1	84.2		

^aThe 95th percentile of maximum distances between capture and recapture sites of eels in PEI National Park barachois ponds in 2000 and 2003 was 295 m.

N = 317. (Cairns unpubl. data)

^bFrom Bayesian median

Table 29. Population densities of American eels in northeastern North America

Region	Location	Habitat	Year	Eel density ^a		Approx. min. size counted (cm)	Method	Source
				Number/ha	kg/ha			
Labrador	Sand Hill R	River	1971	127.0			Electrofishing	Fletcher and Anderson 1973
Gulf of St. Lawrence, St. Lawrence River								
Newfoundland, southwest coast	Little Codroy R	River	1956-1963	1,020.0			Electrofishing	Fletcher and Anderson 1973
Quebec, NW Gulf of St. Lawrence	Matamek R	River	1974	132.5	17.9	30	Mark-recapture	Dolan 1975
Quebec, Anticosti I	Bec-Scie River & Castor Brook	River	1988-1996	1,144.3			Electrofishing	Caron and Verreault 1997
Vermont	Lake Champlain	Lake	1979	429.0	26.1		Mark-recapture	LaBar and Facey 1983
Gulf New Brunswick	Restigouche R	River	1972-1979	39.3		10	Electrofishing	Present study
Gulf New Brunswick	Restigouche R	River	1980-1989	35.3		10	Electrofishing	Present study
Gulf New Brunswick	Restigouche R	River	1990-1999	20.3	1.3	10	Electrofishing	Present study
Gulf New Brunswick	Restigouche R	River	2000-2006	131.8	8.6	10	Electrofishing	Present study
Gulf New Brunswick	Tabusintac R	River	1999-2001	0.5	0.0	10	Electrofishing	Present study
Gulf New Brunswick	Miramichi R	River	1952-1959	69.9		10	Electrofishing	Present study
Gulf New Brunswick	Miramichi R	River	1960-1969	67.9		10	Electrofishing	Present study
Gulf New Brunswick	Miramichi R	River	1970-1979	114.5		10	Electrofishing	Present study
Gulf New Brunswick	Miramichi R	River	1980-1989	51.1		10	Electrofishing	Present study
Gulf New Brunswick	Miramichi R	River	1990-1999	50.2	3.3	10	Electrofishing	Present study
Gulf New Brunswick	Miramichi R	River	2000-2006	79.9	5.2	10	Electrofishing	Present study
Gulf New Brunswick	Richibucto R	River	1997-1999	93.4	6.1	10	Electrofishing	Present study
Gulf New Brunswick	Richibucto R	River	2000-2005	192.7	12.6	10	Electrofishing	Present study
Gulf New Brunswick	Buctouche R	River	1996-1999	51.2	3.3	10	Electrofishing	Present study
Gulf New Brunswick	Buctouche R	River	2000-2005	86.2	5.6	10	Electrofishing	Present study
Gulf Nova Scotia	R Phillip	River	1980-1986	144.4		10	Electrofishing	Present study
Gulf Nova Scotia	R Phillip	River	1993-1999	0.0	0.0	10	Electrofishing	Present study
Gulf Nova Scotia	R Phillip	River	2000-2002	0.0	0.0	10	Electrofishing	Present study
Gulf Nova Scotia	Wallace R	River	1978	35.4		10	Electrofishing	Present study
Gulf Nova Scotia	Wallace R	River	1993-1999	0.0	0.0	10	Electrofishing	Present study
Gulf Nova Scotia	Wallace R	River	2000-2002	144.2	9.4	10	Electrofishing	Present study
Gulf Nova Scotia	East R Pictou	River	1978	37.2		10	Electrofishing	Present study
Gulf Nova Scotia	East R Pictou	River	1980	28.2		10	Electrofishing	Present study
Gulf Nova Scotia	East R Pictou	River	1992-1999	49.4	3.2	10	Electrofishing	Present study
Gulf Nova Scotia	East R Pictou	River	2000-2002	0.0	0.0	10	Electrofishing	Present study
Gulf Nova Scotia	West R Antigonish	River	1978	350.7		10	Electrofishing	Present study
Gulf Nova Scotia	West R Antigonish	River	1986-1988	331.9		10	Electrofishing	Present study
Gulf Nova Scotia	West R Antigonish	River	1991-1999	160.2	10.5	10	Electrofishing	Present study
Gulf Nova Scotia	West R Antigonish	River	2000-2002	0.0	0.0	10	Electrofishing	Present study
Gulf Nova Scotia	Margaree R	River	1957-1959	310.1		10	Electrofishing	Present study
Gulf Nova Scotia	Margaree R	River	1960-1969	291.6		10	Electrofishing	Present study
Gulf Nova Scotia	Margaree R	River	1975-1979	158.2		10	Electrofishing	Present study
Gulf Nova Scotia	Margaree R	River	1981-1987	65.5		10	Electrofishing	Present study
Gulf Nova Scotia	Margaree R	River	1991-1999	19.8	1.3	10	Electrofishing	Present study
Gulf Nova Scotia	Margaree R	River	2000-2006	86.2	5.6	10	Electrofishing	Present study
Prince Edward Island	Ellerslie R	River	1993-1995	0.0		10	Electrofishing	Present study
Prince Edward Island	Morell R	River	1975	1,273.1		10	Electrofishing	Present study
Prince Edward Island	Morell R	River	1984-1985	675.5		10	Electrofishing	Present study
Prince Edward Island	Morell R	River	1994-1998	80.5	5.3	10	Electrofishing	Present study
Prince Edward Island	Morell R	River	2001-2002	152.9	10.0	10	Electrofishing	Present study
Prince Edward Island	PEI National Park	Barachois ponds, sea connected	2000-2003	76.3	24.6	40	Mark-recapture	Present study
Prince Edward Island	N. Pinette Pond	Freshwater impoundment	2000	84.4	52.5	40	Mark-recapture	Present study
Prince Edward Island	Flat R estuary	estuary	2002	28.3	10.5	40	Mark-recapture	Present study
Prince Edward Island	S. Pinette estuary	estuary	2000	655.8	192.2	40	Mark-recapture	Present study
Prince Edward Island	N. Pinette estuary	estuary	2000	171.2	49.9	40	Mark-recapture	Present study
Nova Scotia, Gulf drainage	McCormick Lake	Lake	1930s	0.0	0.0		Poisoning, min. estimate	Smith and Saunders 1955
Maritime Provinces, Atlantic-Fundy drainages								
Nova Scotia, southwest	Tedford Lake	Lake	1930s	133.0	2.6		Poisoning, min. estimate	Smith and Saunders 1955
Nova Scotia, southwest	Jesse Lake	Lake	1930s	59.0	0.8		Poisoning, min. estimate	Smith and Saunders 1955
Nova Scotia, Fundy drainage	Boars Back Lake	Lake	1930s	12.0	0.2		Poisoning, min. estimate	Smith and Saunders 1955
Nova Scotia, southwest	Trefrys Lake	Lake	1930s	153.0	2.9		Poisoning, min. estimate	Smith and Saunders 1955
New Brunswick, Fundy drainage	Potters Lake	Lake	1940	52.0	9.0		Poisoning, min. estimate	Smith and Saunders 1955
New Brunswick, Fundy drainage	Bills Lake	Lake	1930s	529.0	79.3		Poisoning, min. estimate	Smith and Saunders 1955
New Brunswick, Fundy drainage	Cooks Lake	Lake	1930s	0.2			Poisoning, min. estimate	Smith and Saunders 1955
New Brunswick, Fundy drainage	Pollet River	River	1947-1952	1,813.9	38.1		Seining, electrofishing	Elson 1962
New England								
Massachusetts	Falmouth	Salt marsh	1979	875.0		15	Mark-recapture	Ford and Mercer 1986
Rhode I	Annaquatucket R	Estuary	1990-1992	3,230.0		16	Electrofishing	Oliveira 1997
Rhode I	Annaquatucket R	River	1990-1992	1,690.0		16	Electrofishing	Oliveira 1997

^aFor electrofishing present study results, numerical densities were converted to weight densities using a mean weight of 65.3 g (SD=134.3, N=182), from electrofishing surveys in New Brunswick and Prince Edward Island, 1994-2002. Lengths were converted to weight by a length-weight formula (Fig. 10).

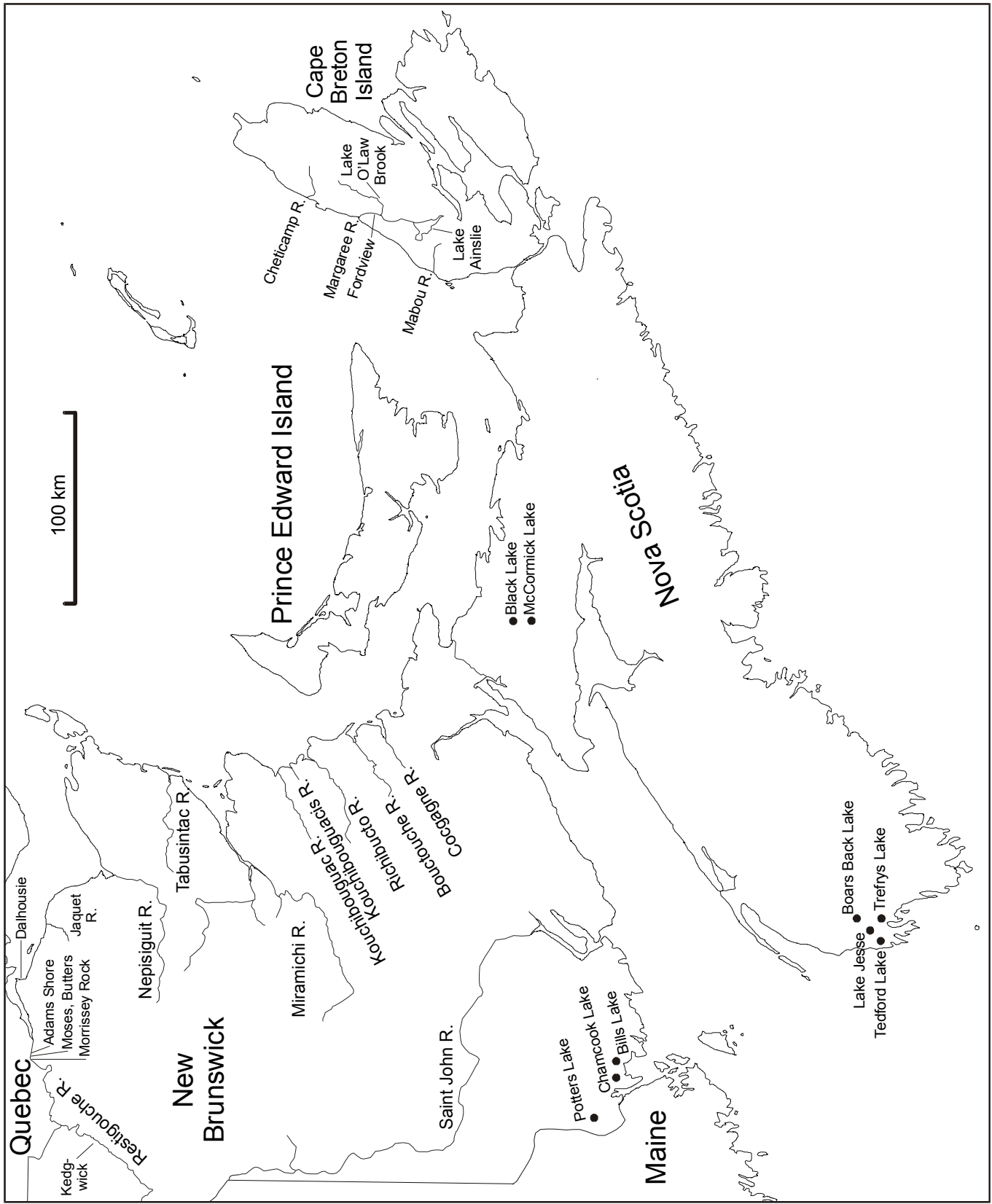


Fig. 1. The Maritime Provinces of Canada, showing eel research sites.

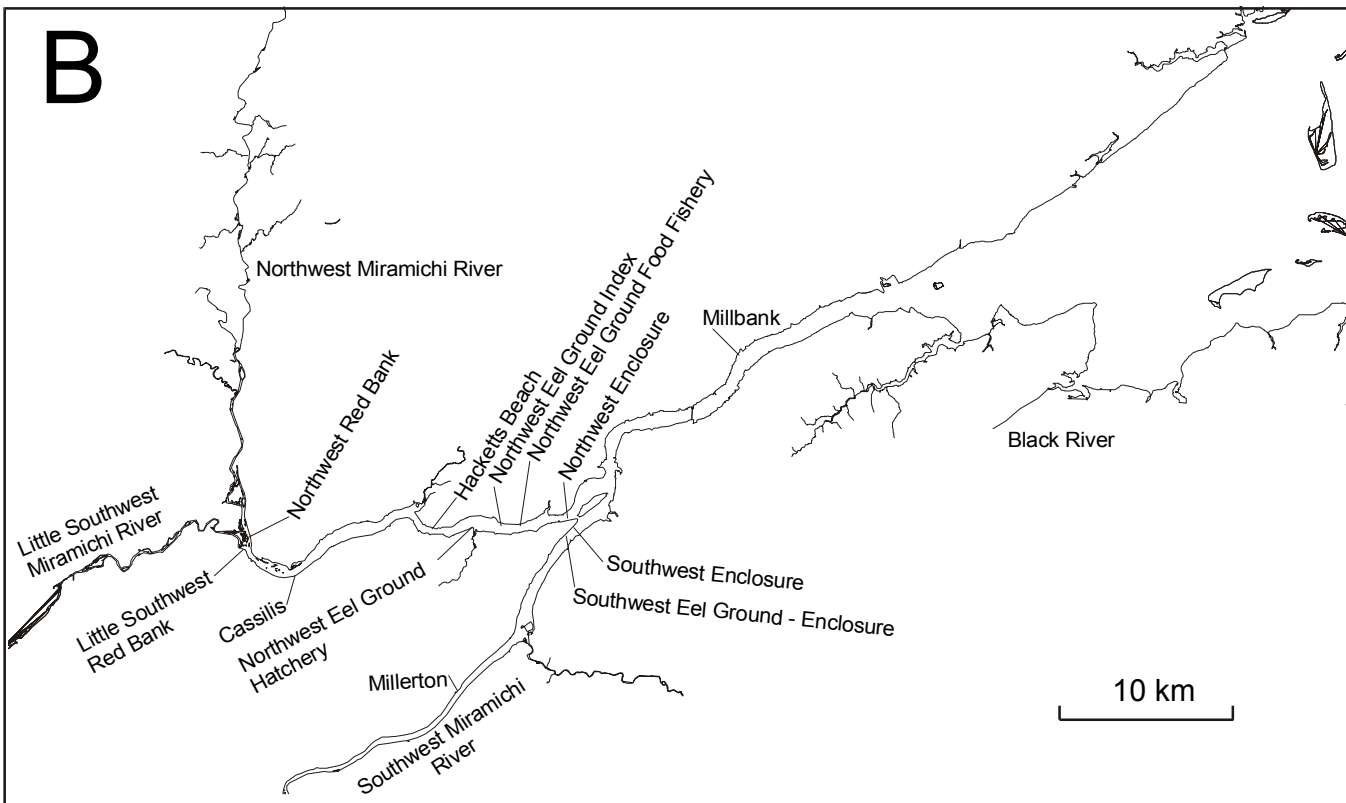
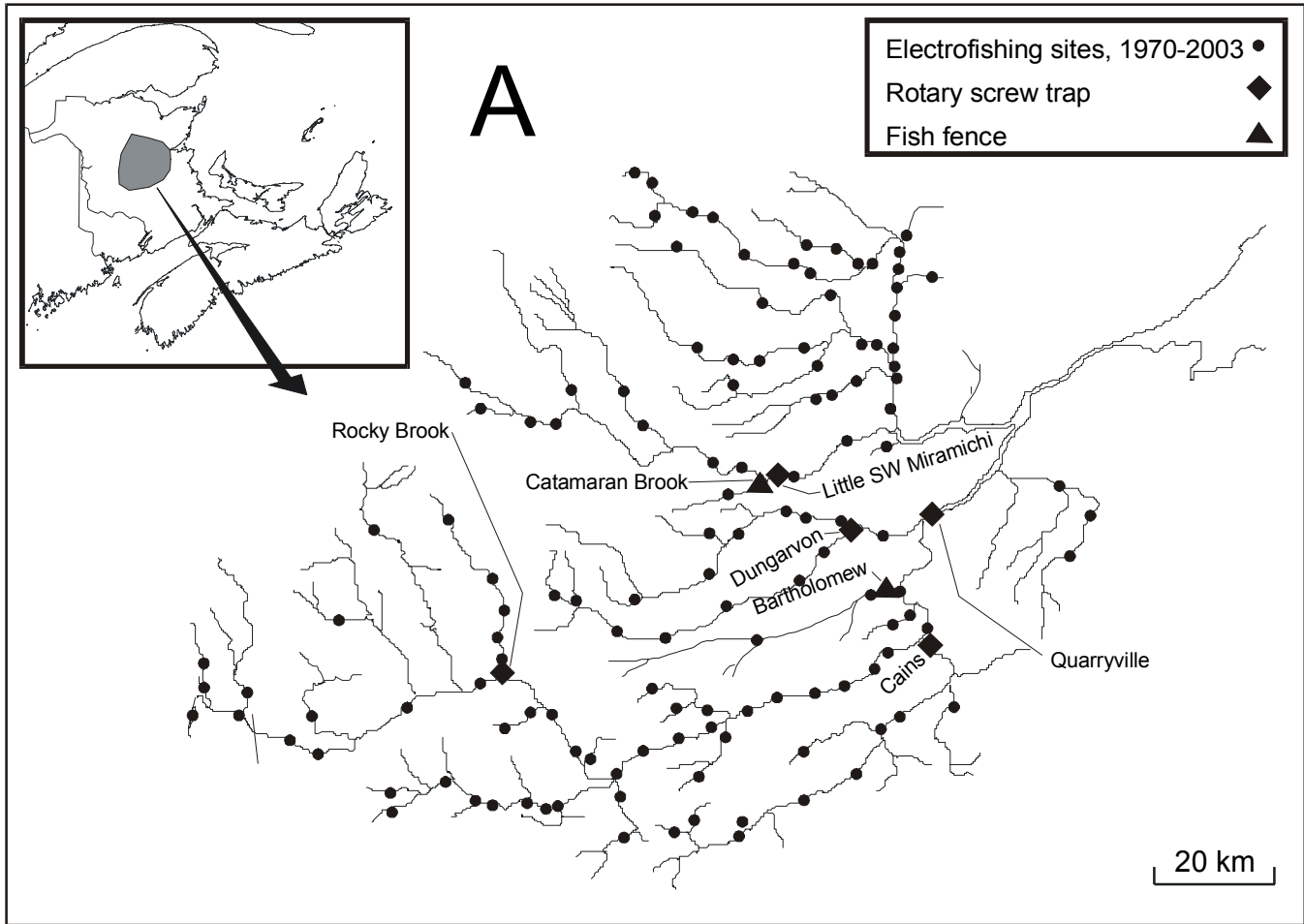


Fig 2. The Miramichi River, New Brunswick, showing locations of electrofishing, rotary screw traps, and fish fences (A), and estuary trap-nets (B).

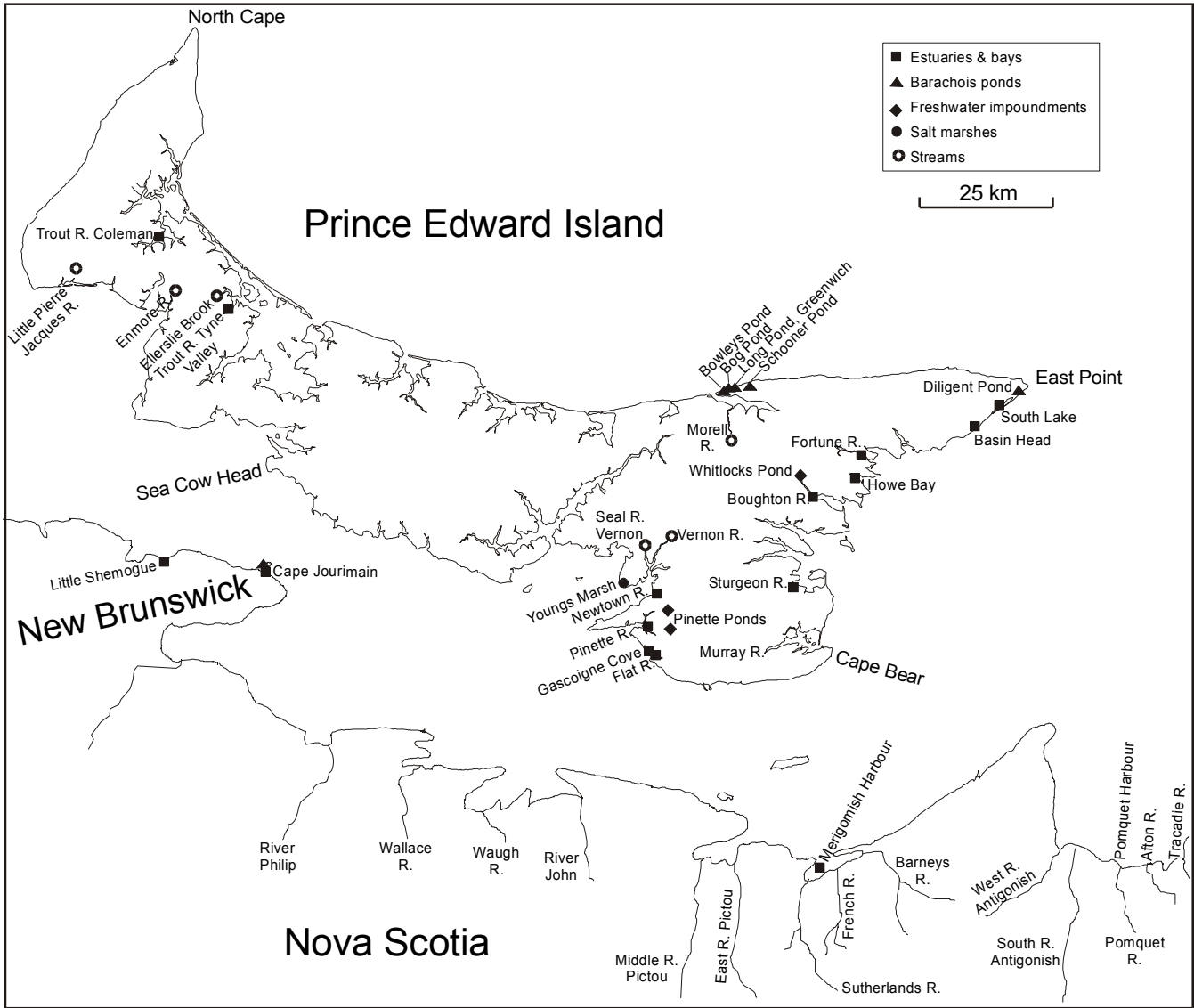


Fig. 3. Southeast New Brunswick, north mainland Nova Scotia, and Prince Edward Island, showing eel research sites.

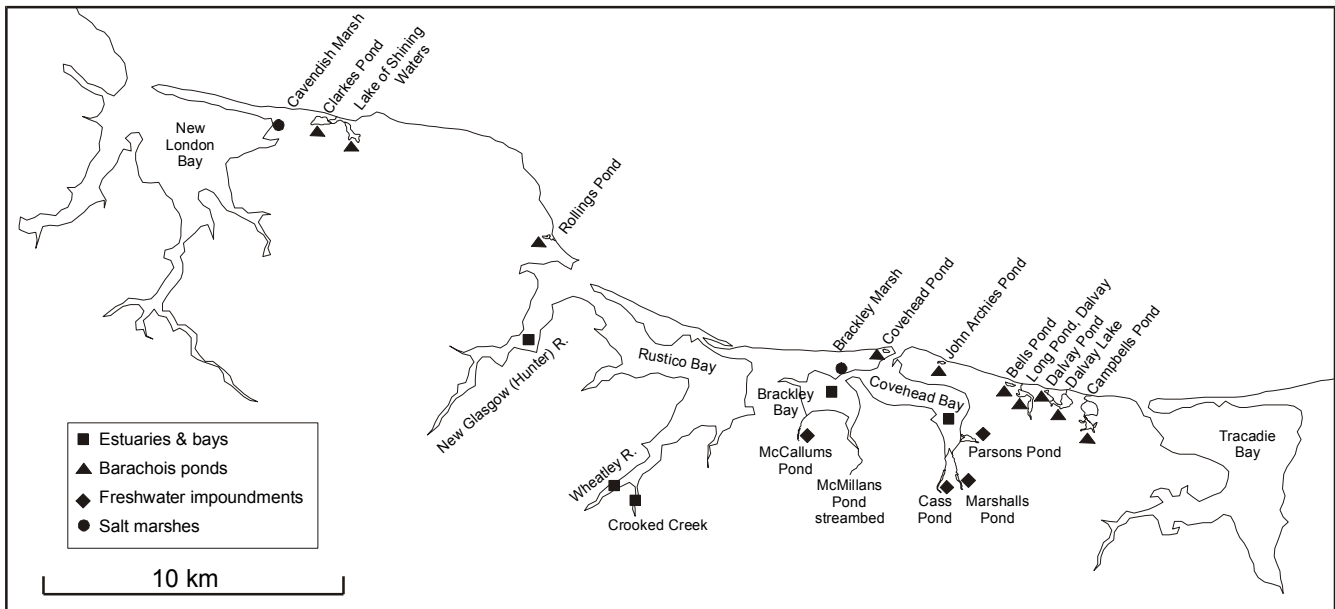


Fig. 4. Central north shore of Prince Edward Island, showing eel research sites.

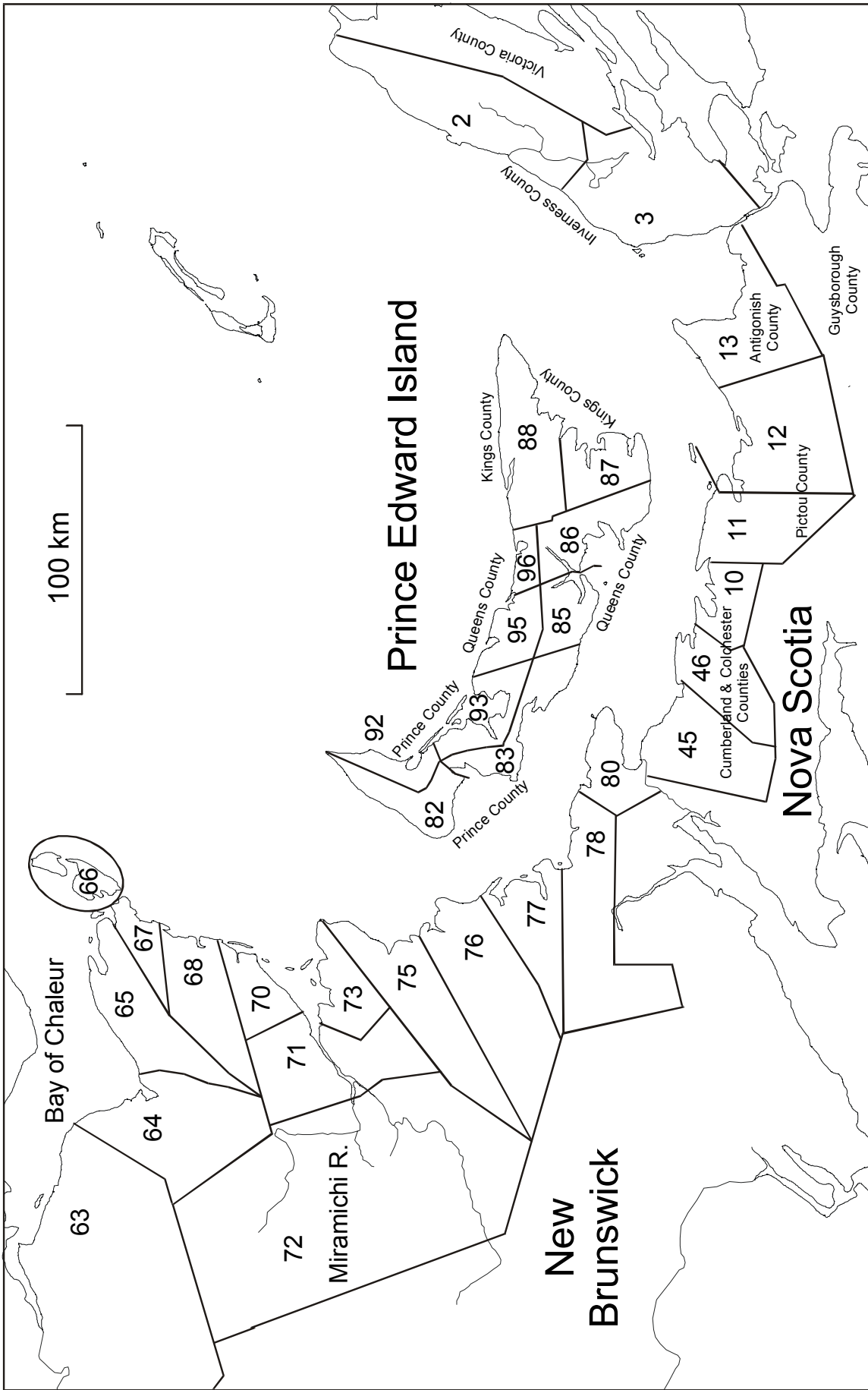


Fig. 5. The southern Gulf of St. Lawrence, showing Statistical Districts.




Fig. 6. Elver ramp trap at Murray River, Prince Edward Island.



Fig. 7. Habitat trap for eels.




Fig. 8. Eel mud spear.



Fig. 9. Eel measuring trough, with intake bin.

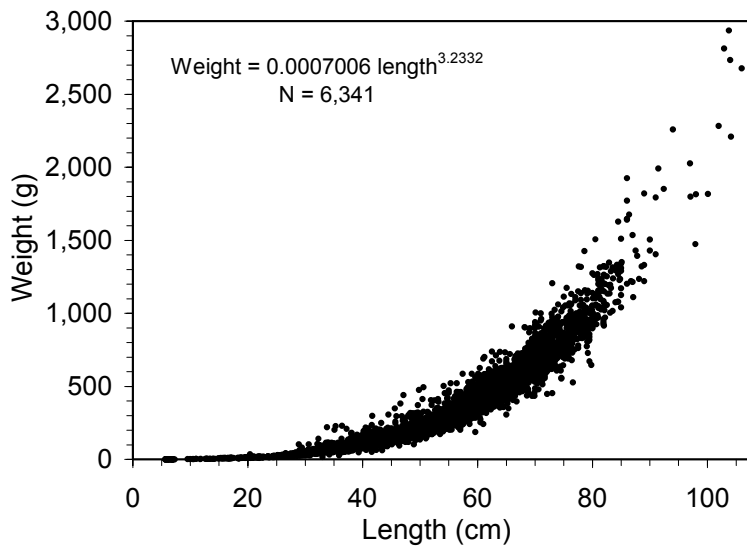


Fig. 10. Length - weight relation of eels sampled in the southern Gulf of St. Lawrence.

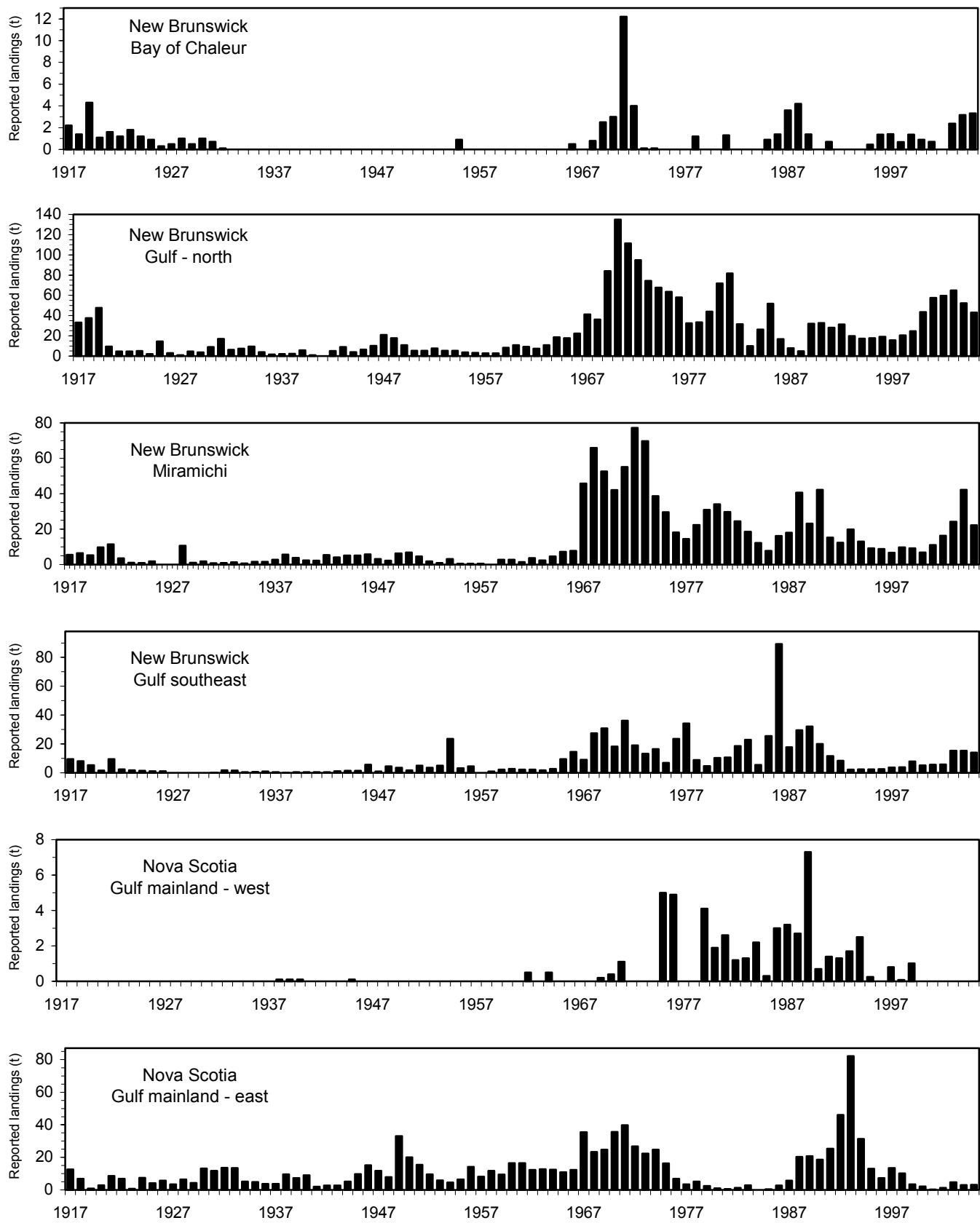


Fig. 11. Reported landings of American eels in the southern Gulf of St. Lawrence, 1917-2005, by region.

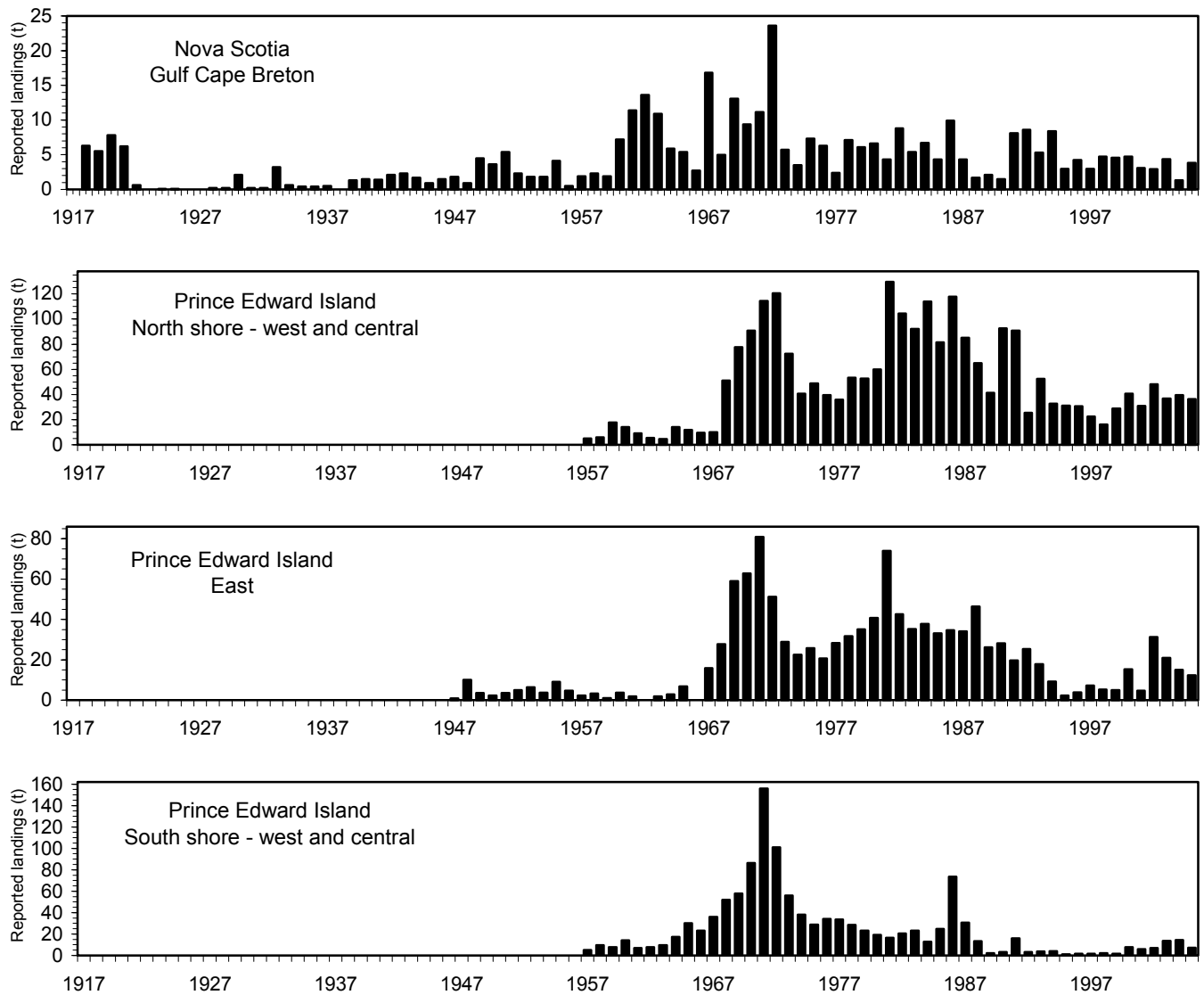


Fig. 11 (continued)

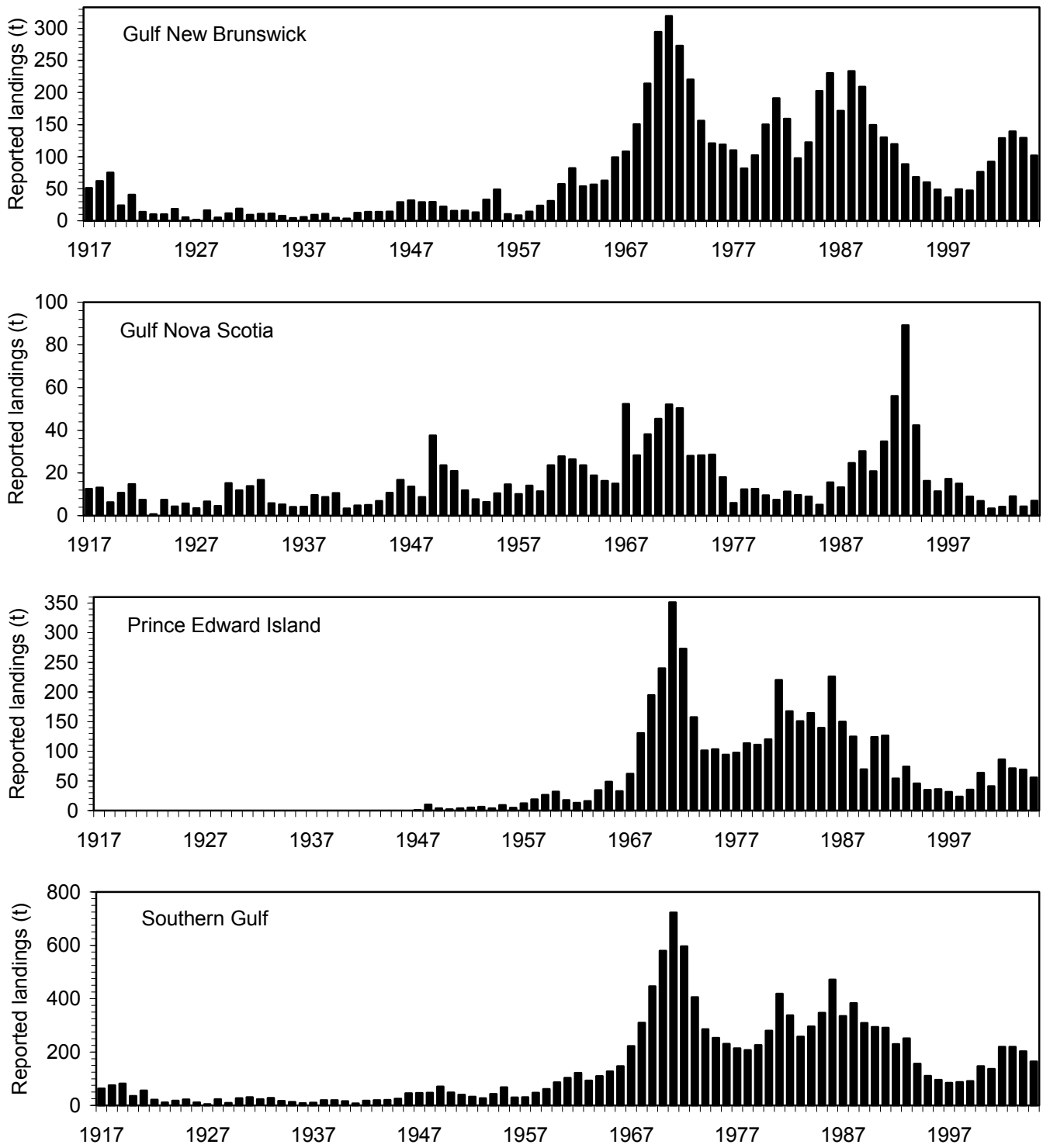


Fig. 12. Reported landings of American eels in the southern Gulf of St. Lawrence, 1917-2005, by province.

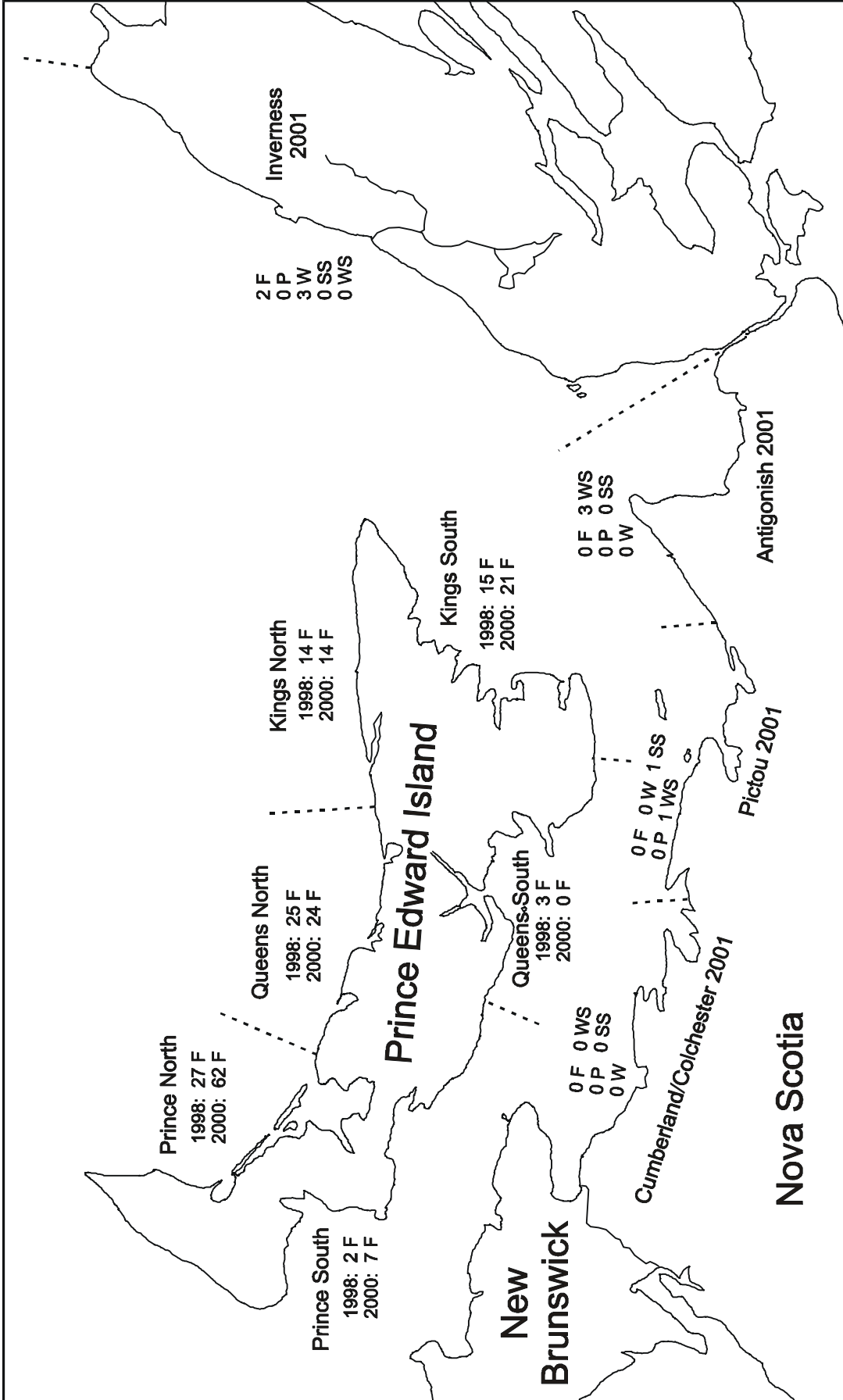


Fig. 13. Number of eel fishing locations reported by commercial fishermen in Prince Edward Island and Gulf Nova Scotia from phone-out surveys conducted in fall 1998 and 2000 in PEI and in fall 2001 in Nova Scotia. Results are given by survey year and by county for each gear type (F - fyke net, W - weir, P - pot, SS - summer spearing, WS - winter spearing).

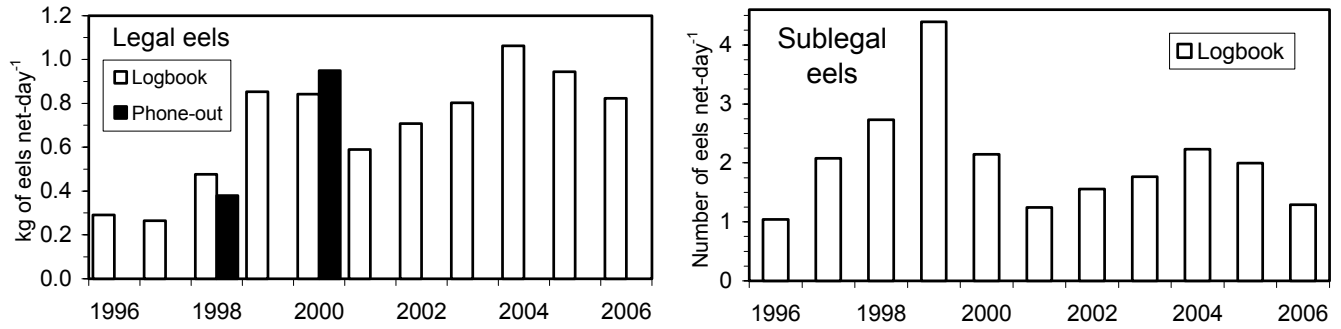


Fig. 14. Catch rates of legal and sublegal eels in fyke nets from logbook surveys (1996-2006) and from phone-out surveys (1998 and 2000) on Prince Edward Island. Catch rates are standardized to a minimum size of 53.0 cm.

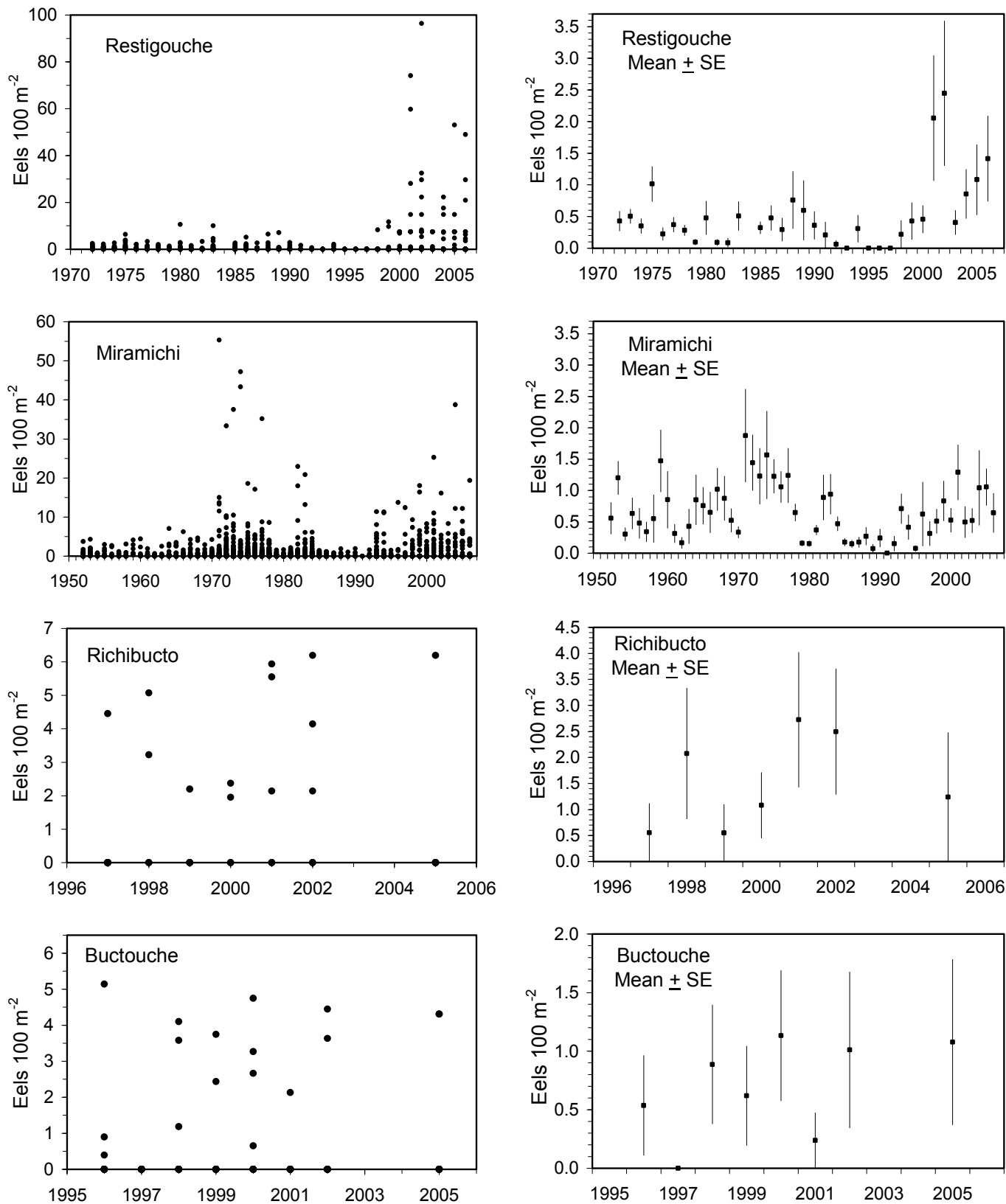


Fig. 15. Scattergrams (left panels) and means \pm standard errors (right panels) of densities of American eels in southern Gulf of St. Lawrence rivers, estimated from electrofishing surveys.

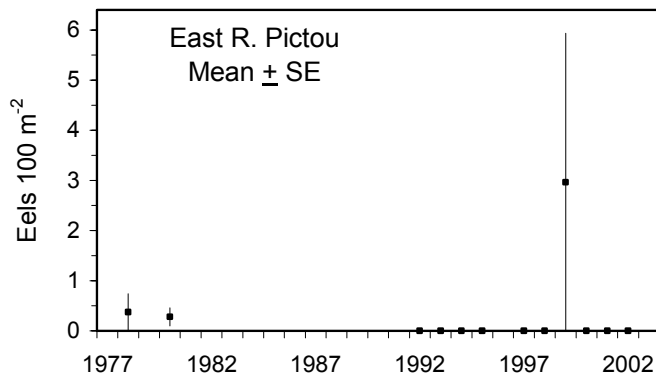
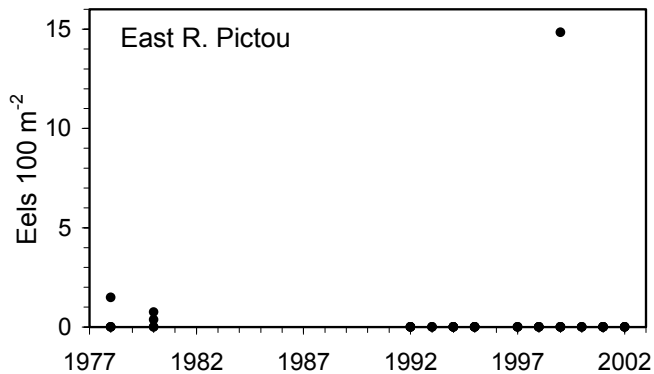
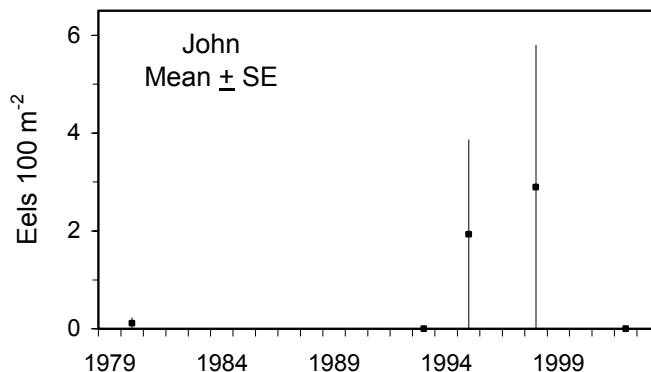
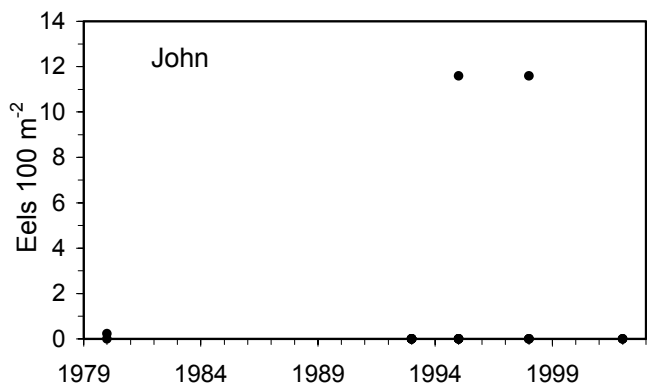
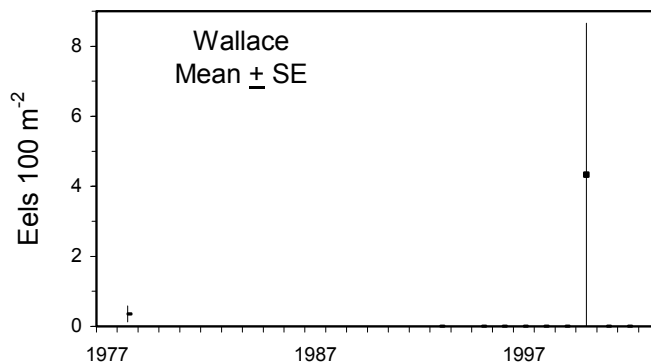
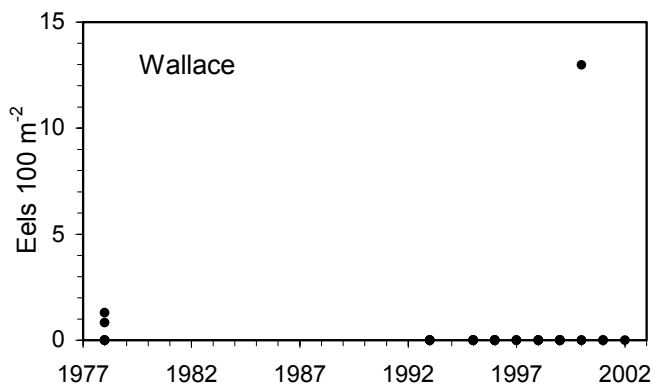
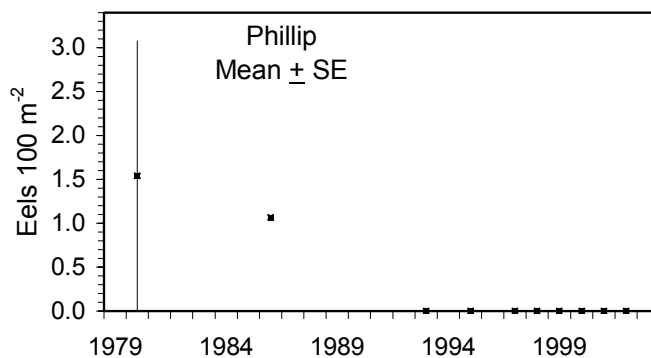
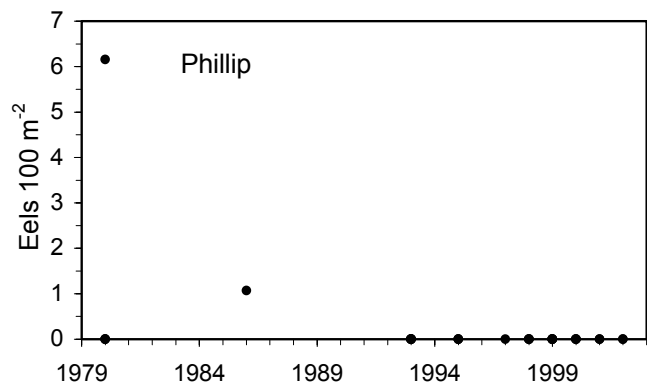


Fig. 15 (continued)

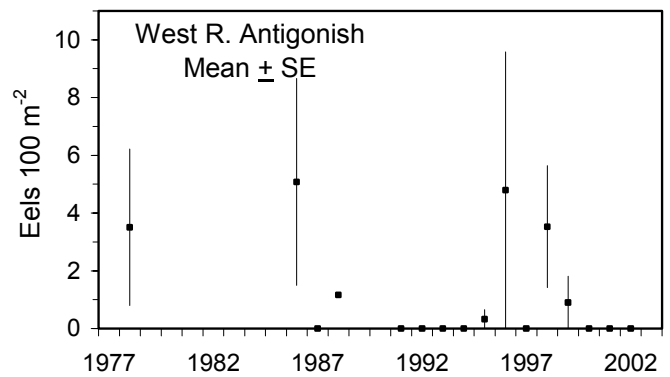
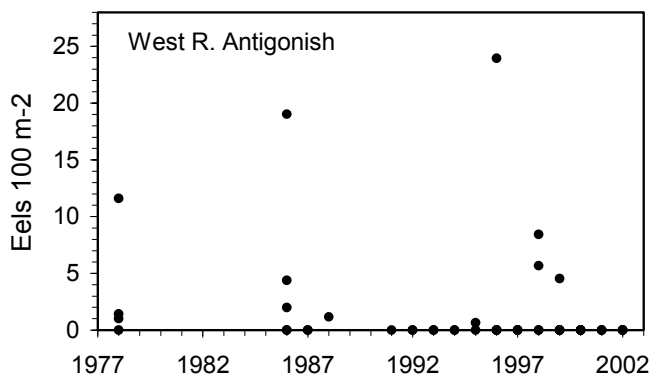
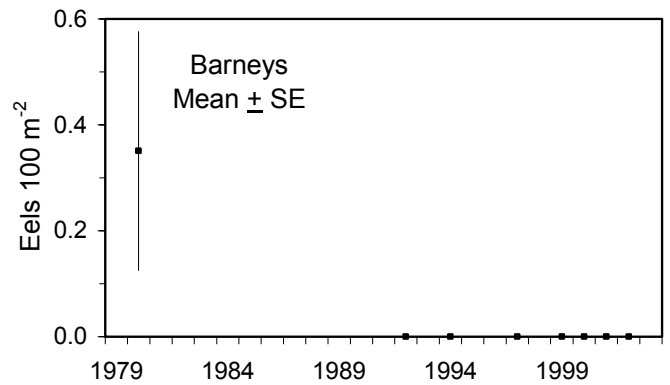
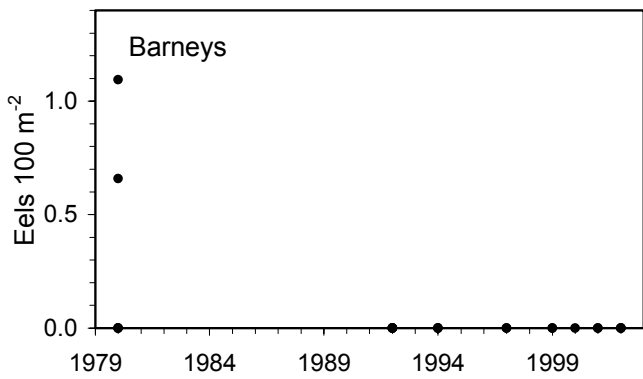
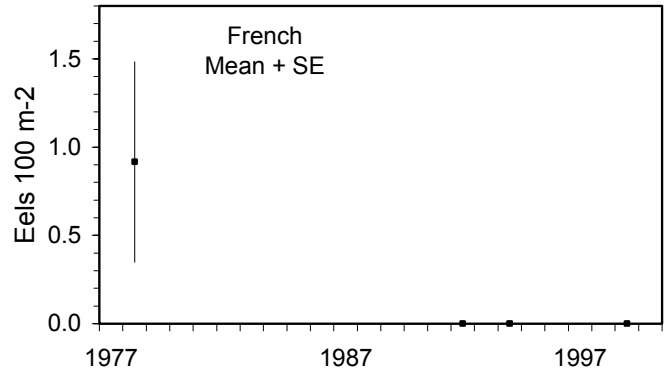
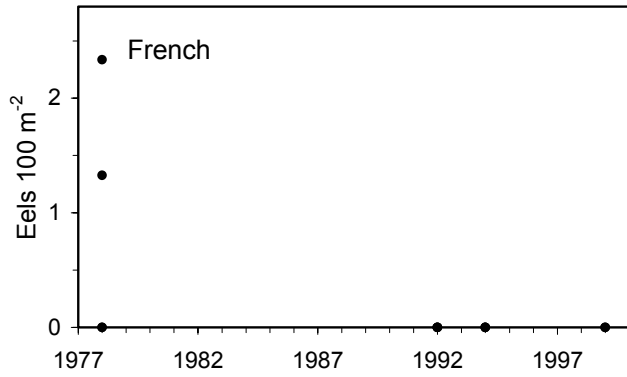
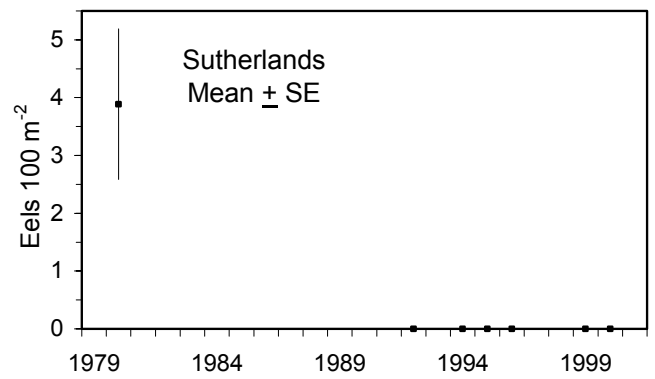
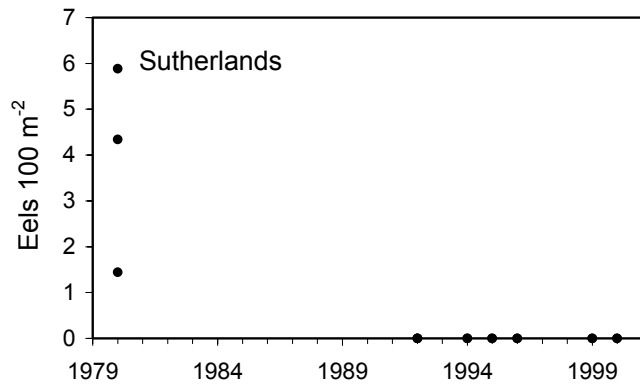


Fig. 15 (continued)

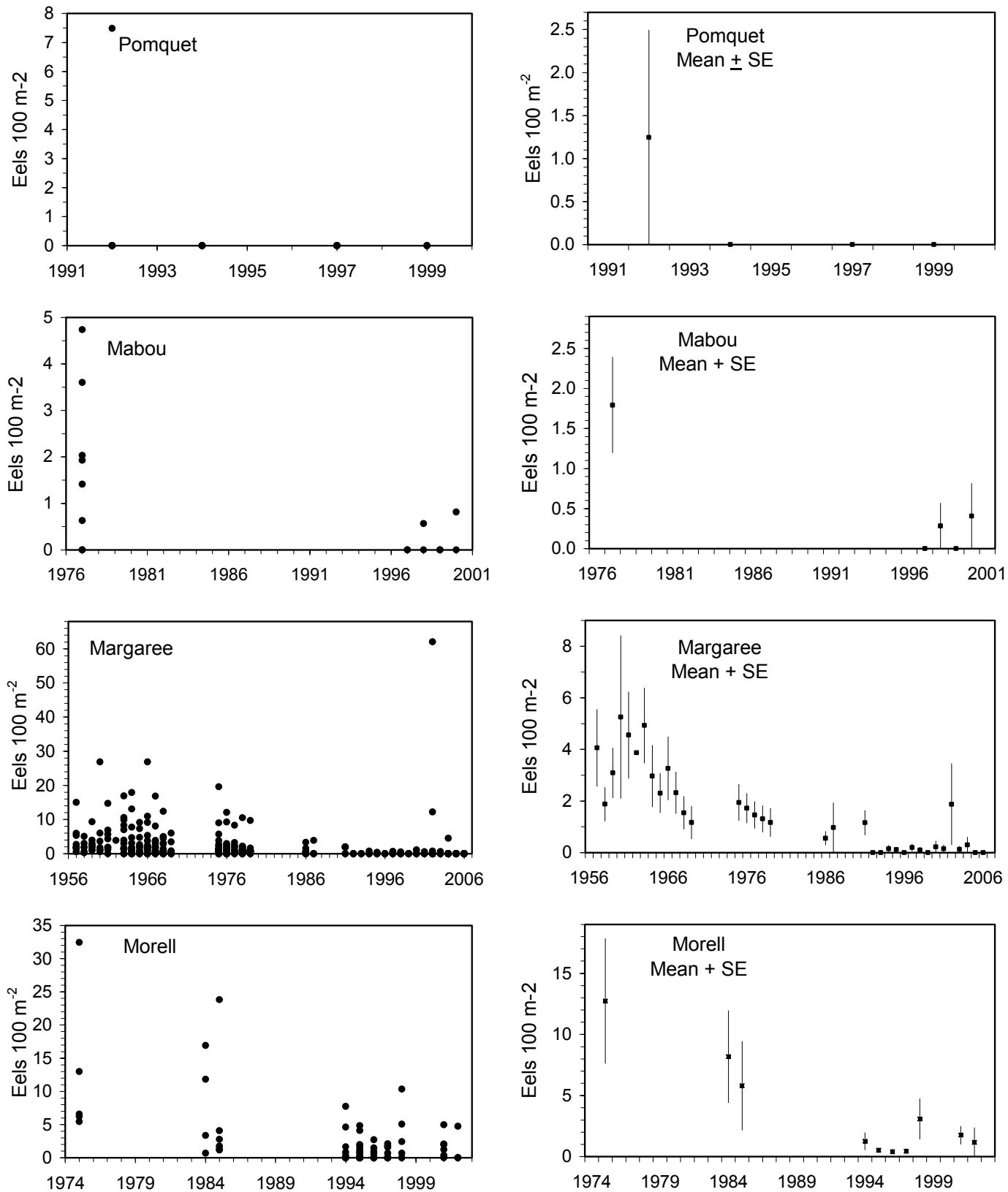


Fig. 15 (continued)

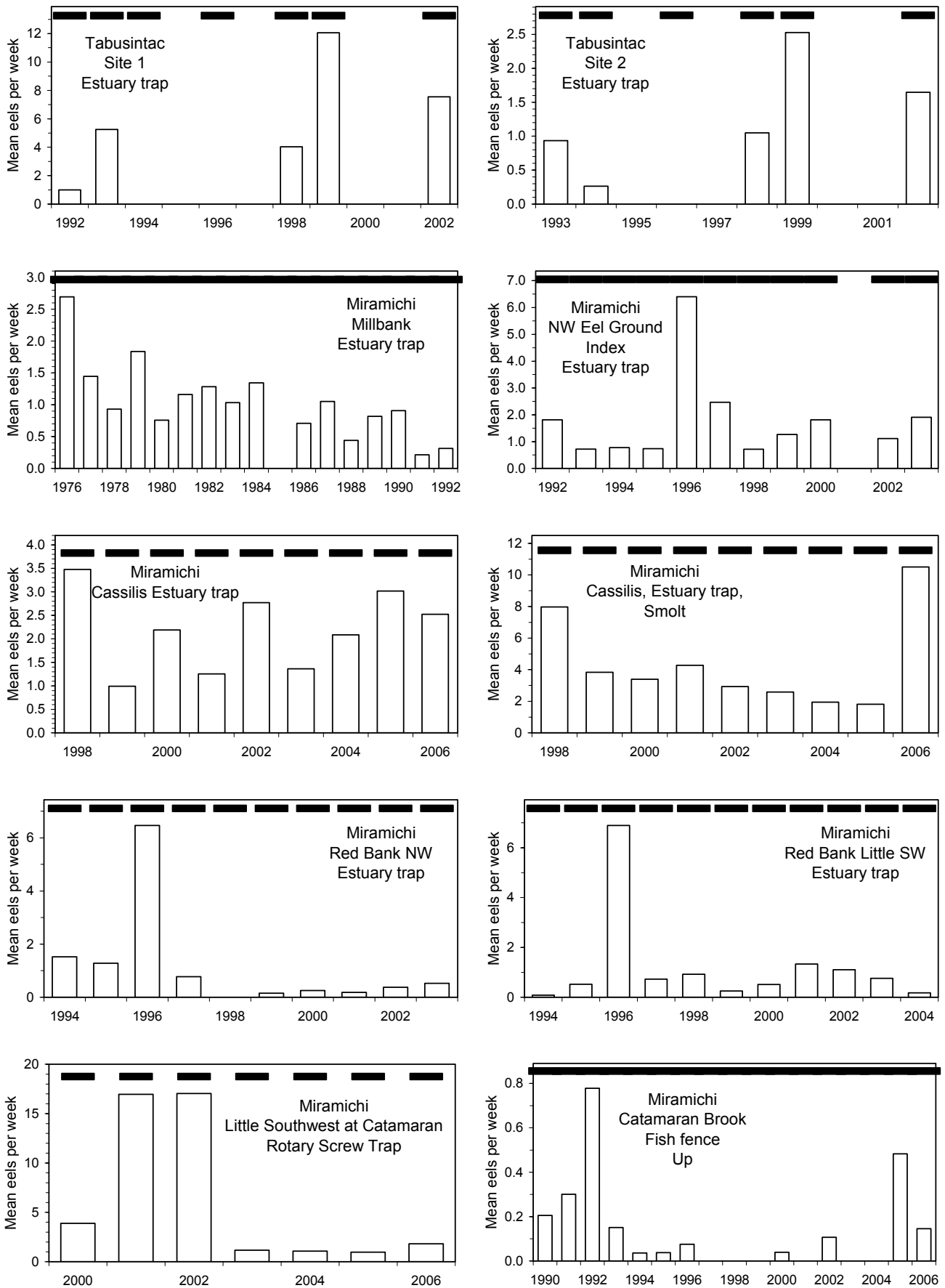


Fig. 16. Yearly means of weekly eel counts in fishing gears which intercept upstream and downstream movement, in the southern Gulf of St. Lawrence, 1976-2006. Horizontal bars indicate the years for which data are available.

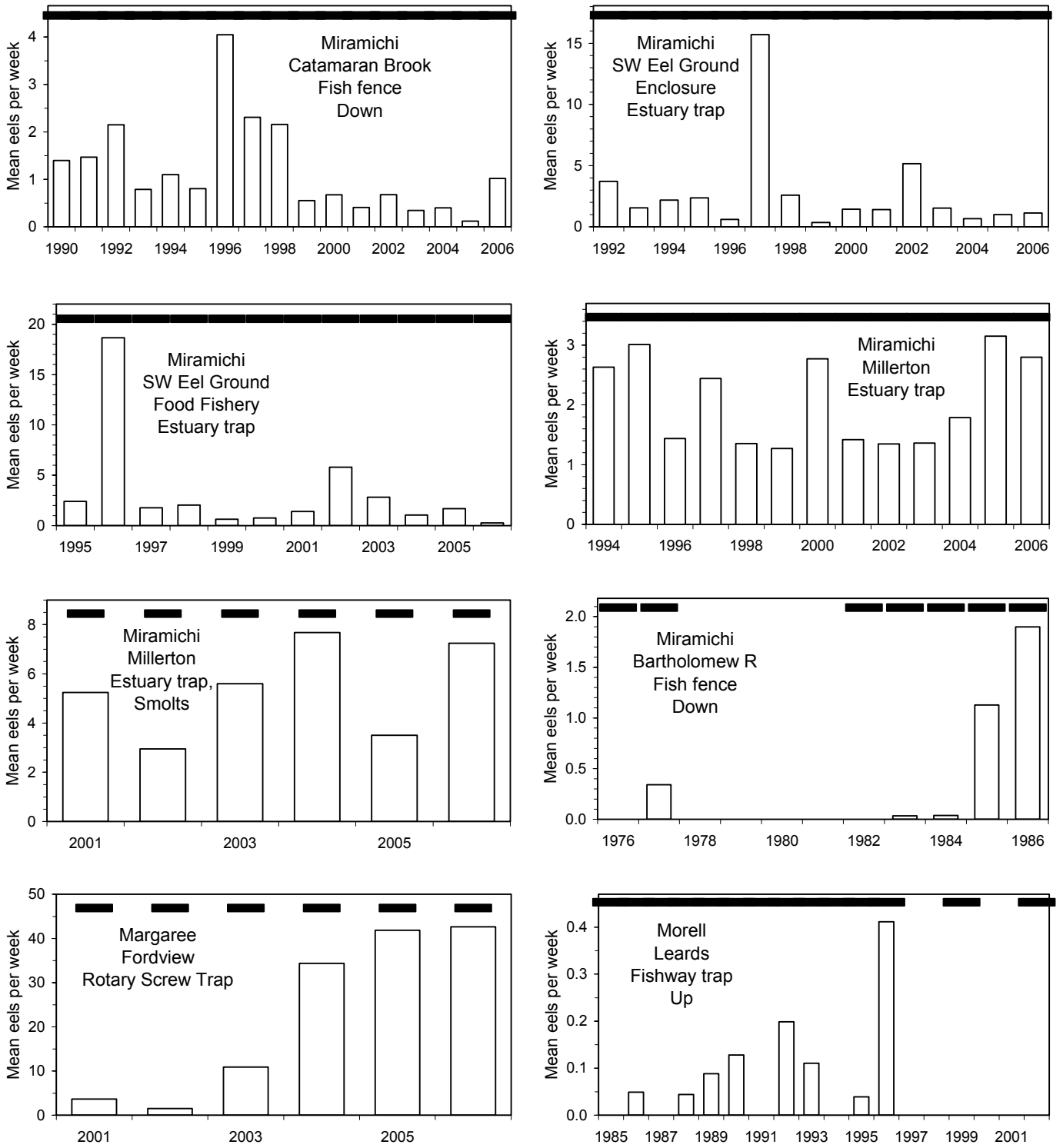


Fig. 16 (continued)

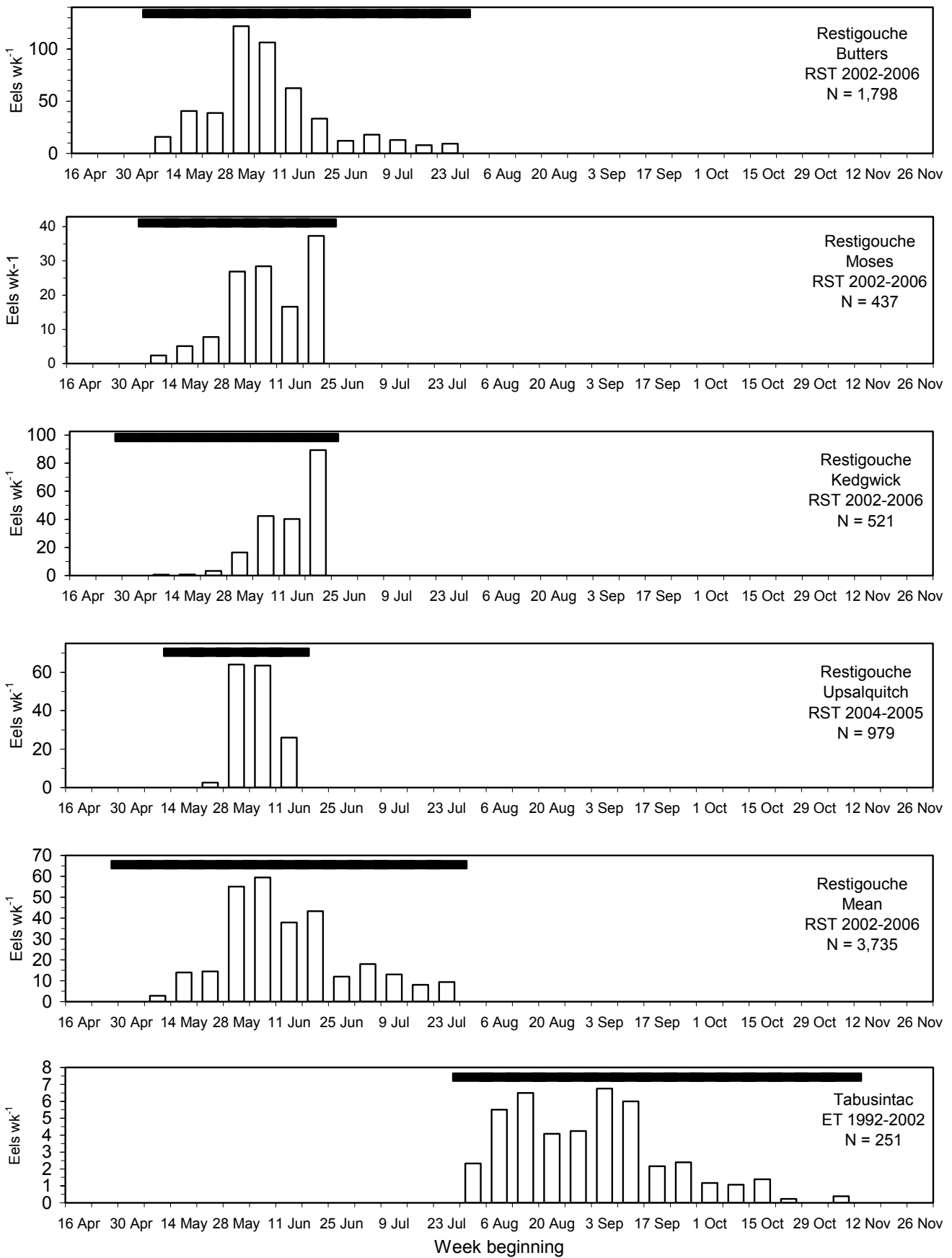


Fig. 17. Mean weekly eel counts in fishing gears which intercept upstream and downstream movement, in the southern Gulf of St. Lawrence, 1976-2006. Horizontal bars indicate the weeks for which data are available. ET - estuary trap, ETS - estuary trap rigged for smolts, FF - fish fence, FN - fyke nets deployed across the stream, RST - rotary screw trap, RT - ramp trap.

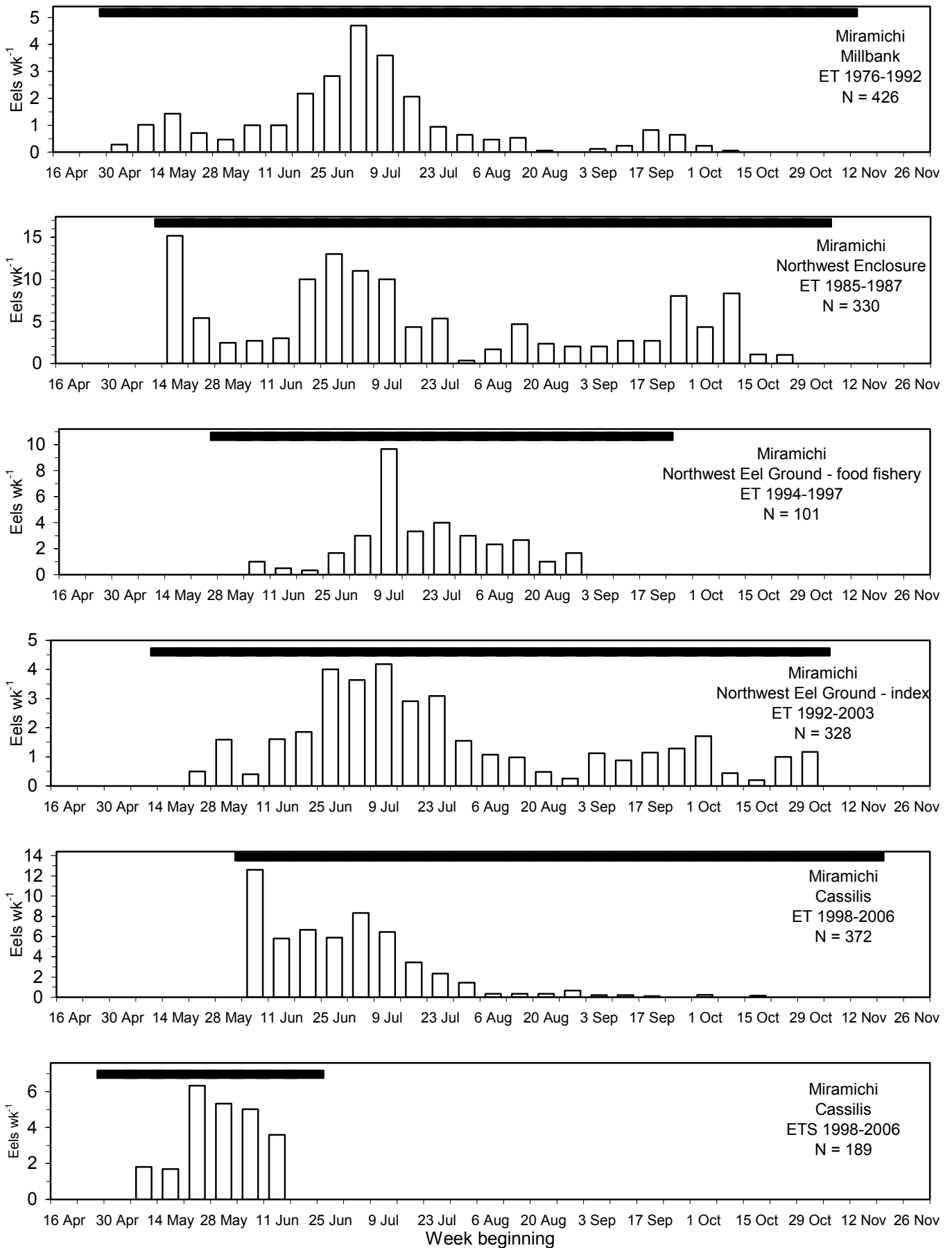


Fig. 17 (continued)

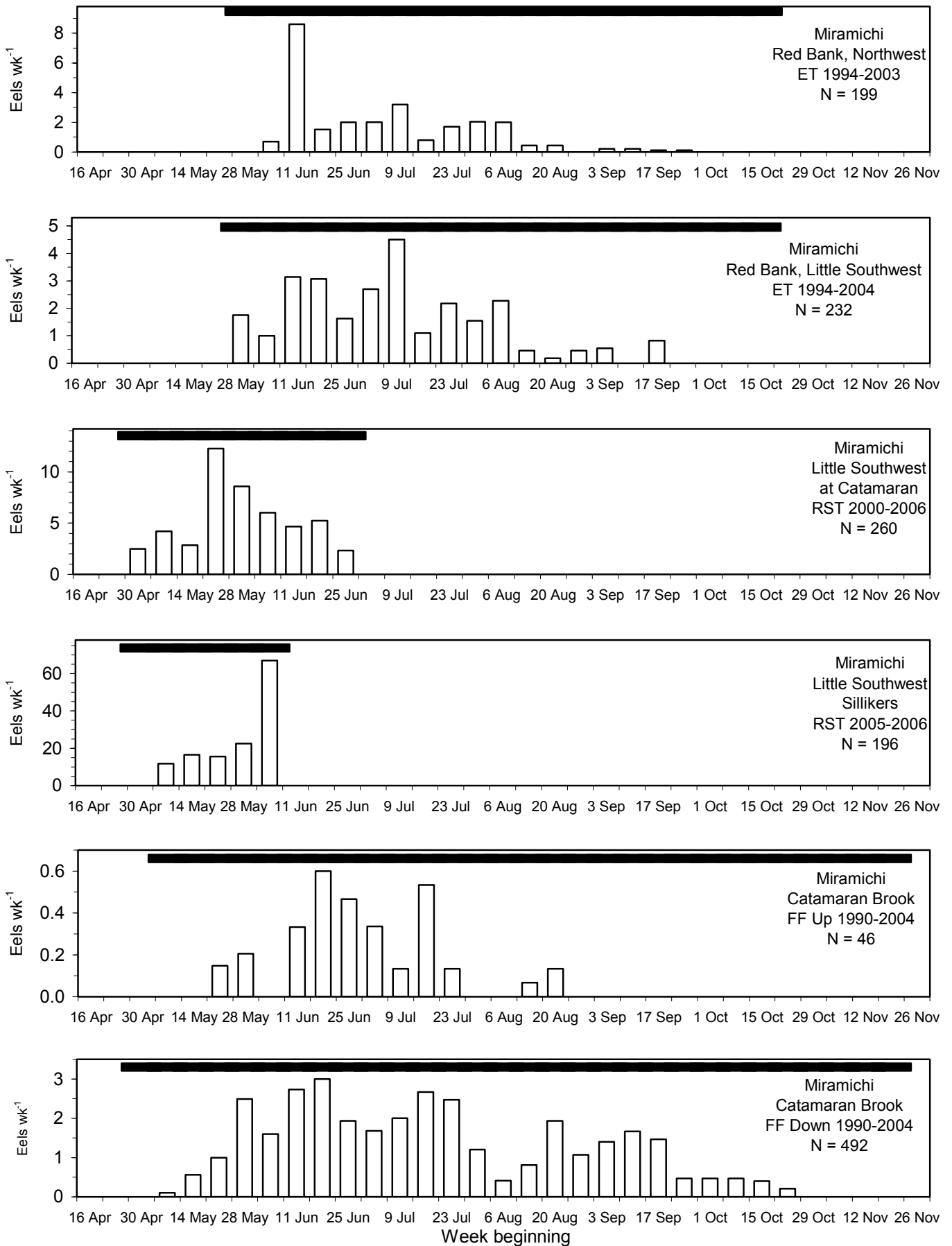


Fig. 17 (continued)

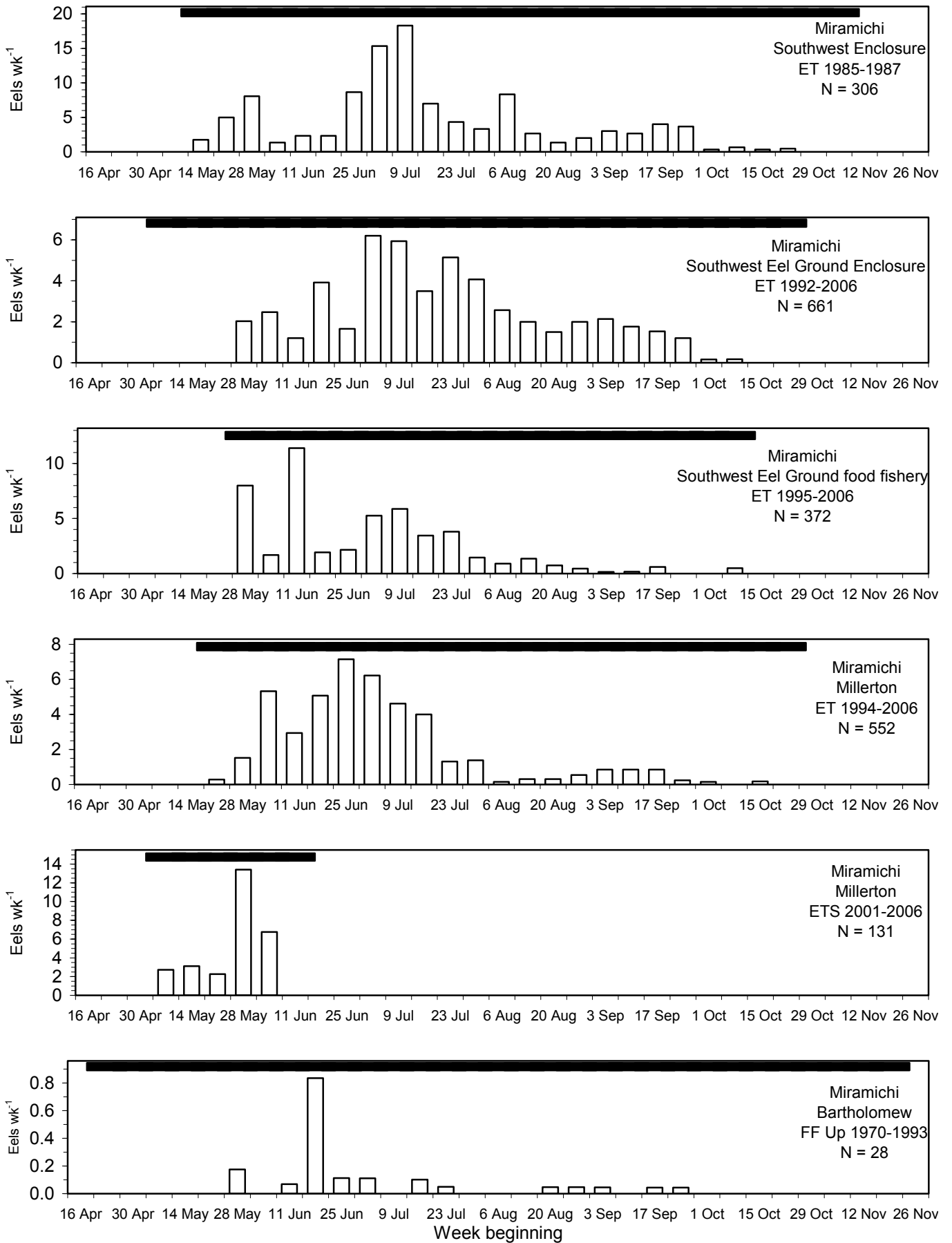


Fig. 17 (continued)

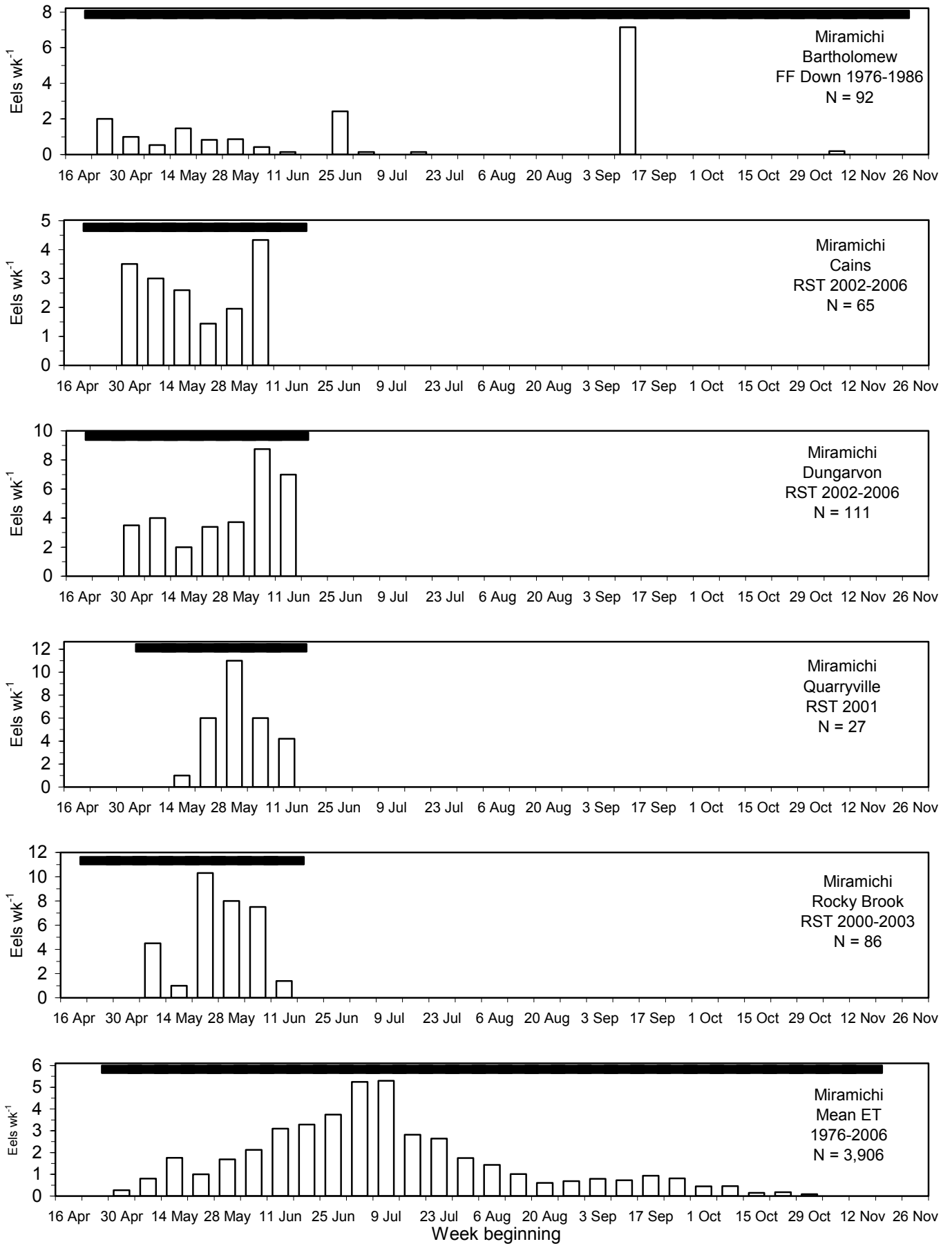


Fig. 17 (continued)

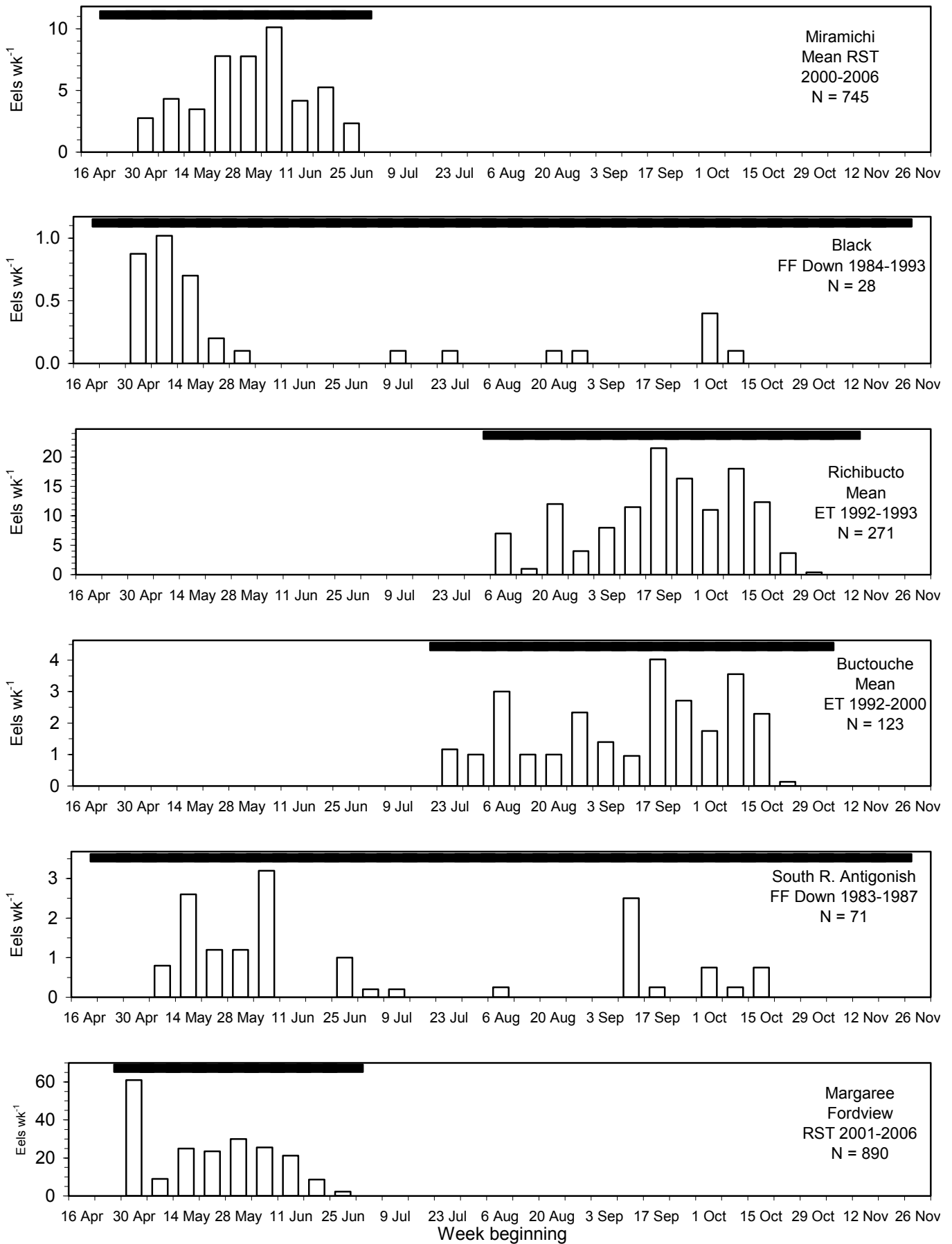


Fig. 17 (continued)

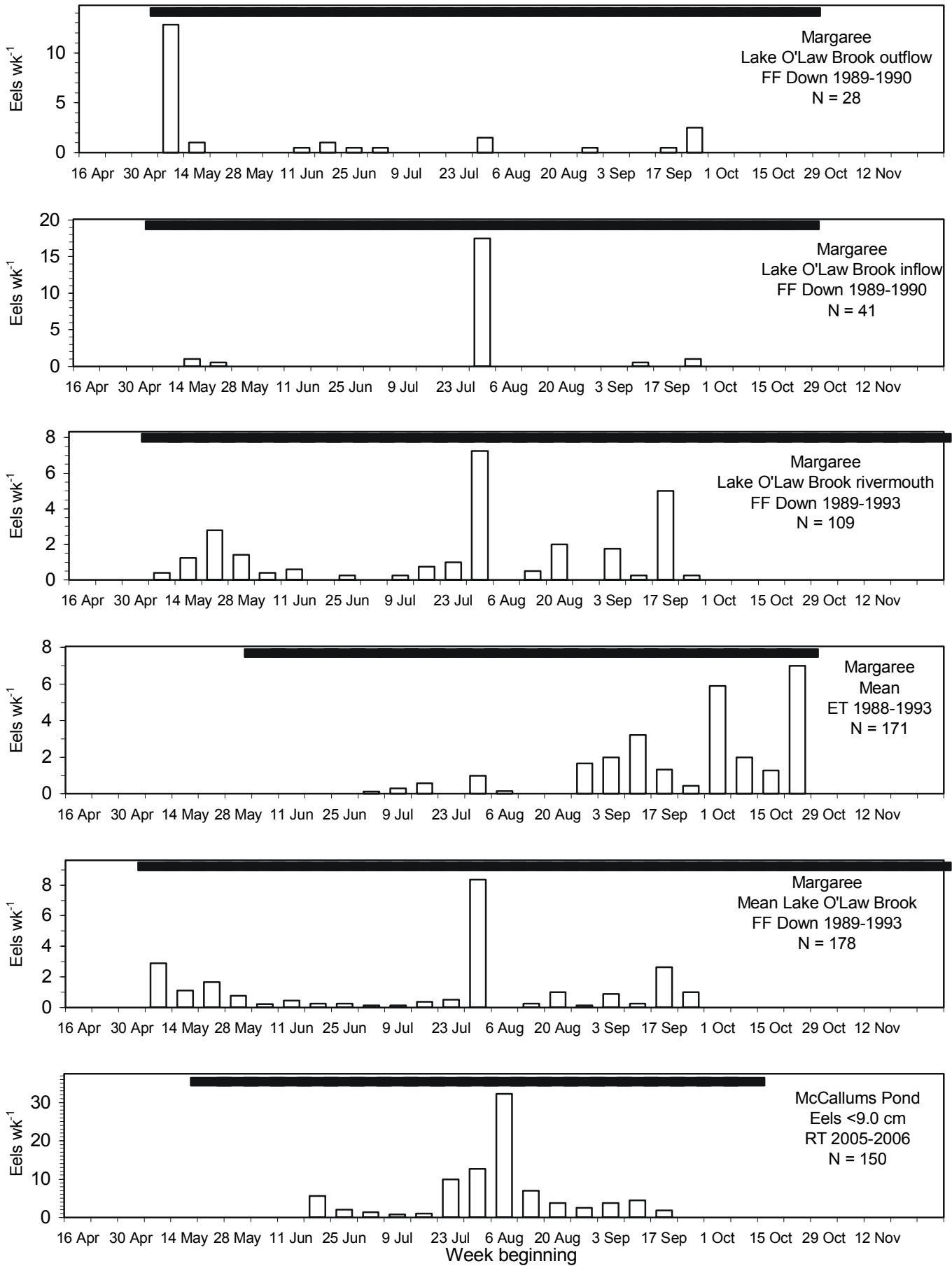


Fig. 17 (continued)

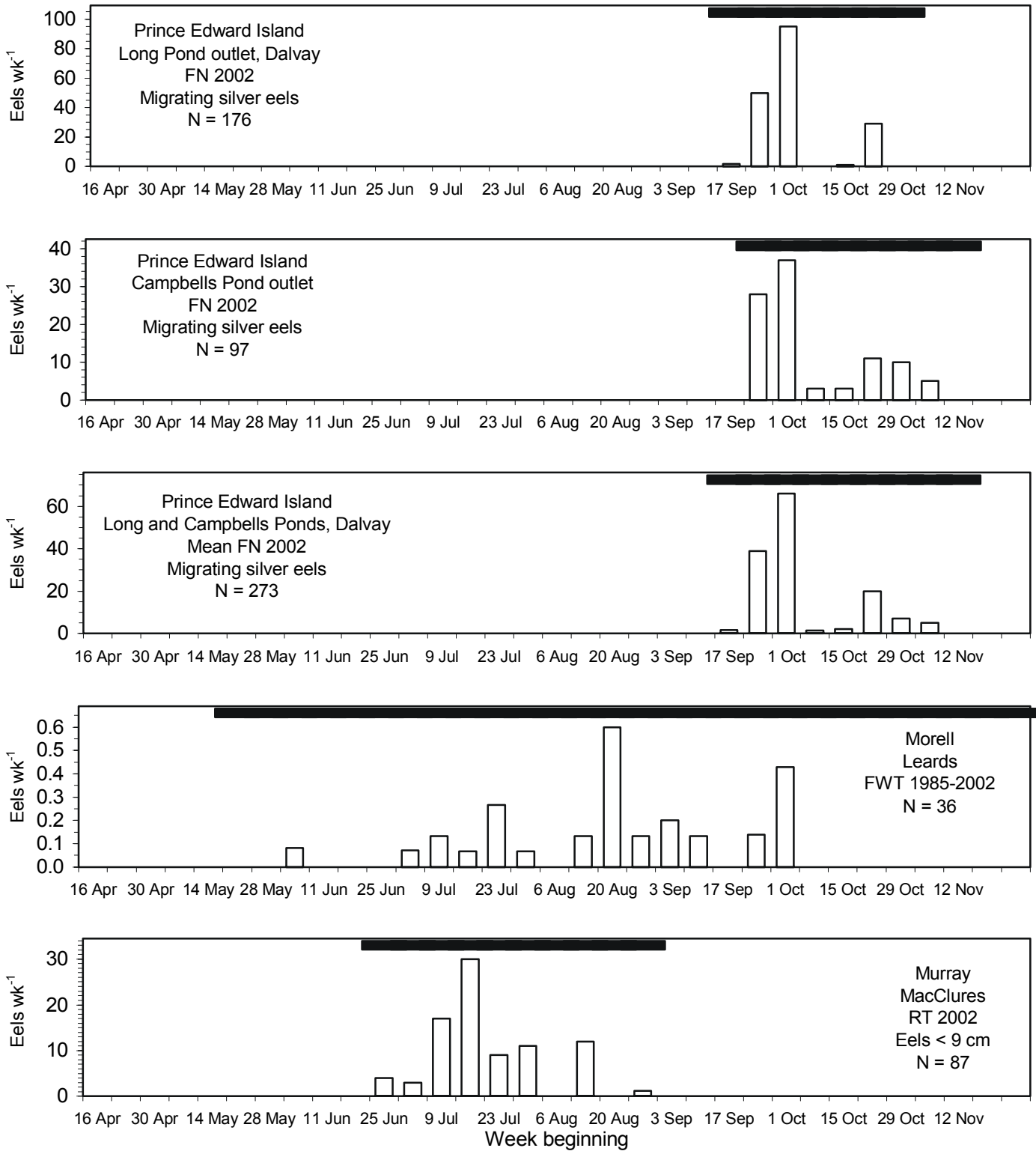


Fig. 17 (continued)

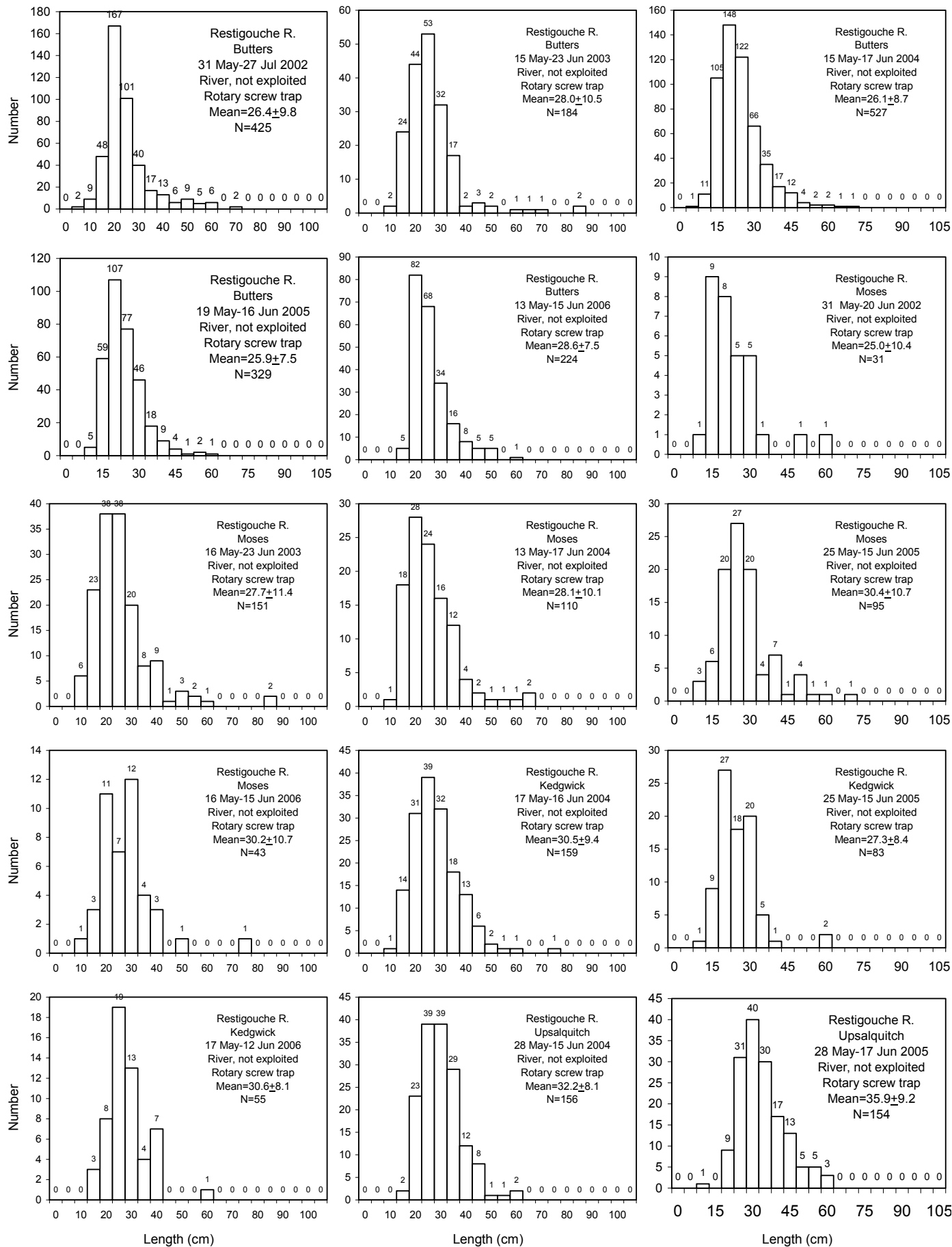


Fig. 18. Length frequencies of eels sampled in the southern Gulf of St. Lawrence, by location and year. Dates on which samples were obtained, habitat type, exploitation status, gear type, mean length±SD, and sample size are given in each panel.

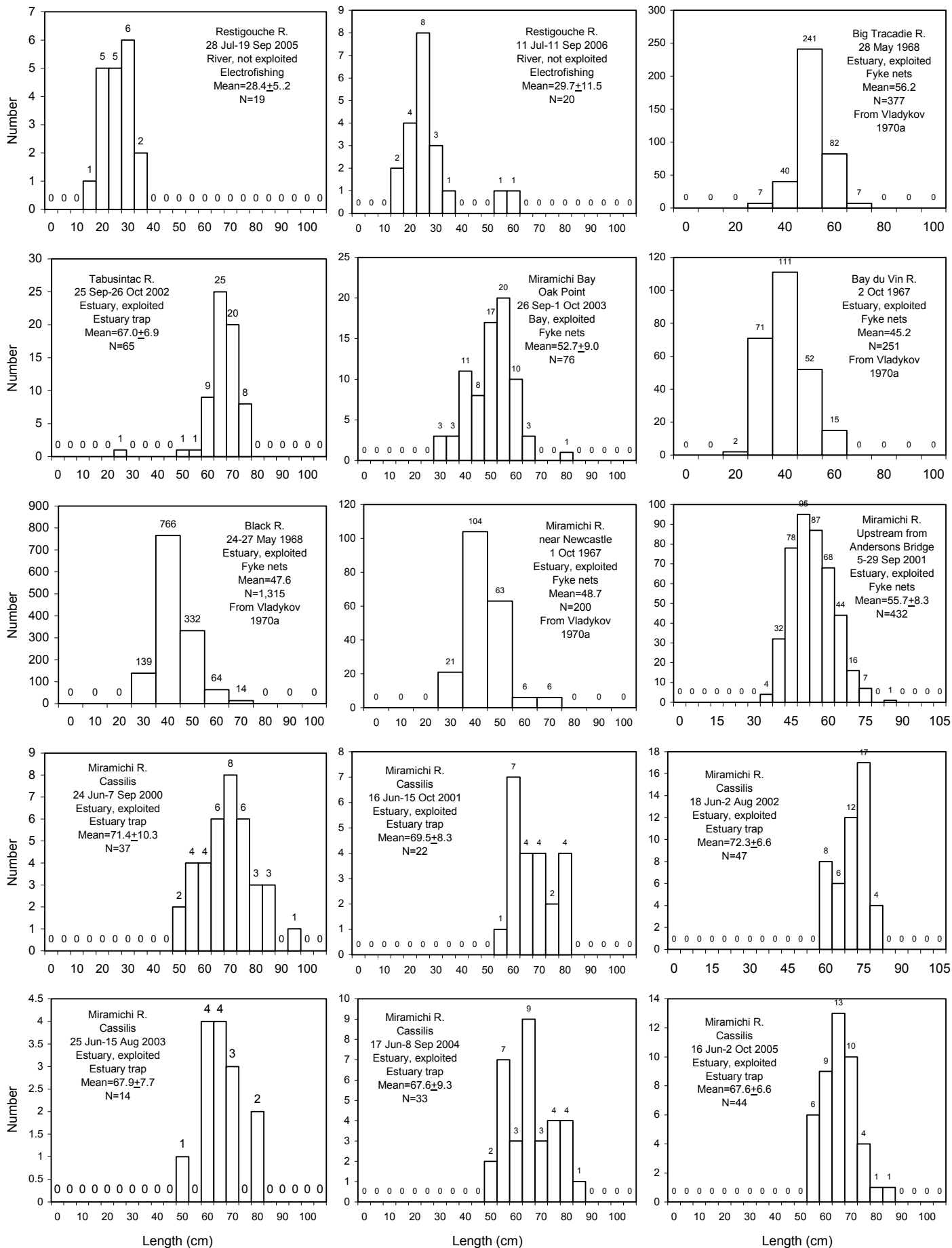


Fig. 18 (continued)

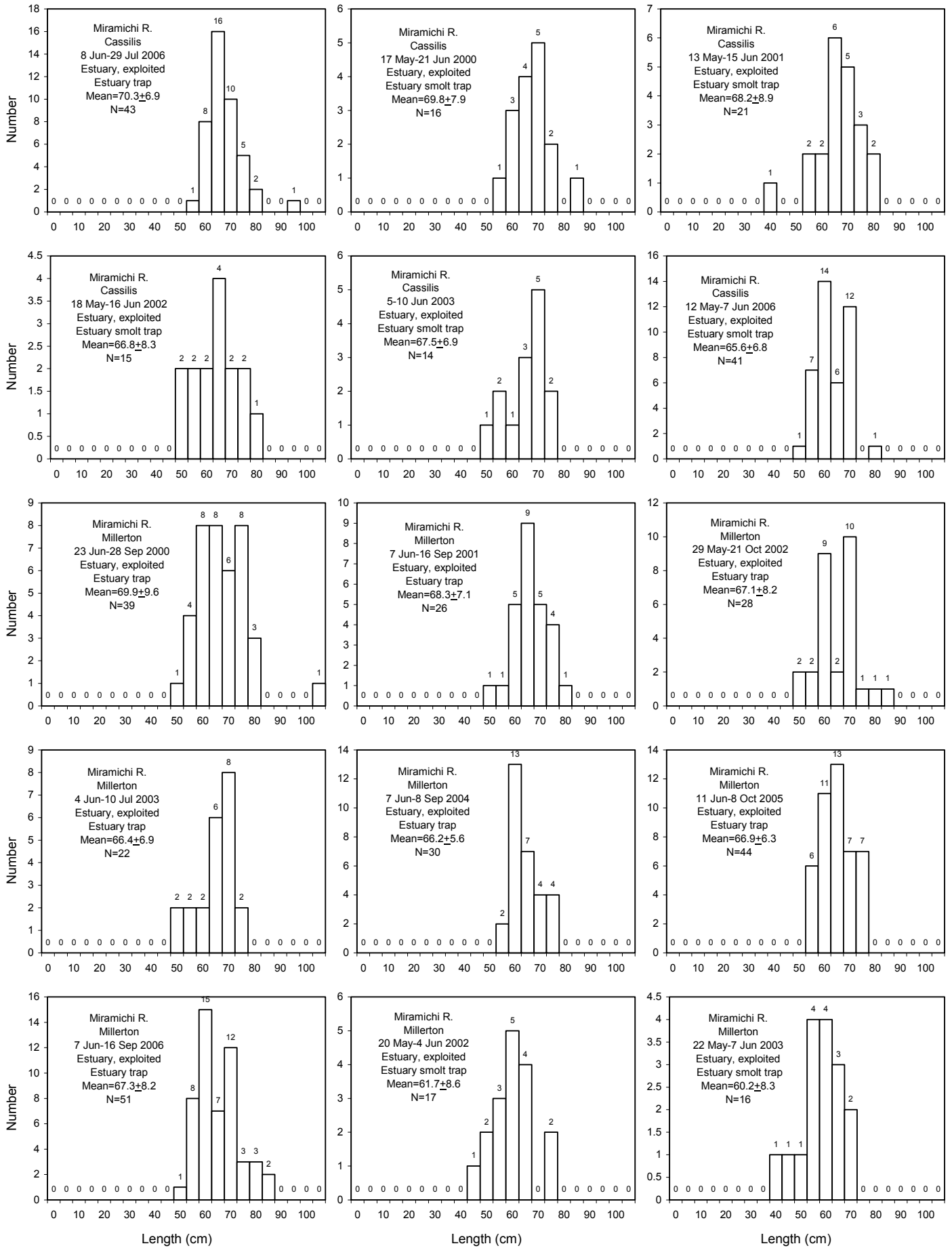


Fig. 18 (continued)

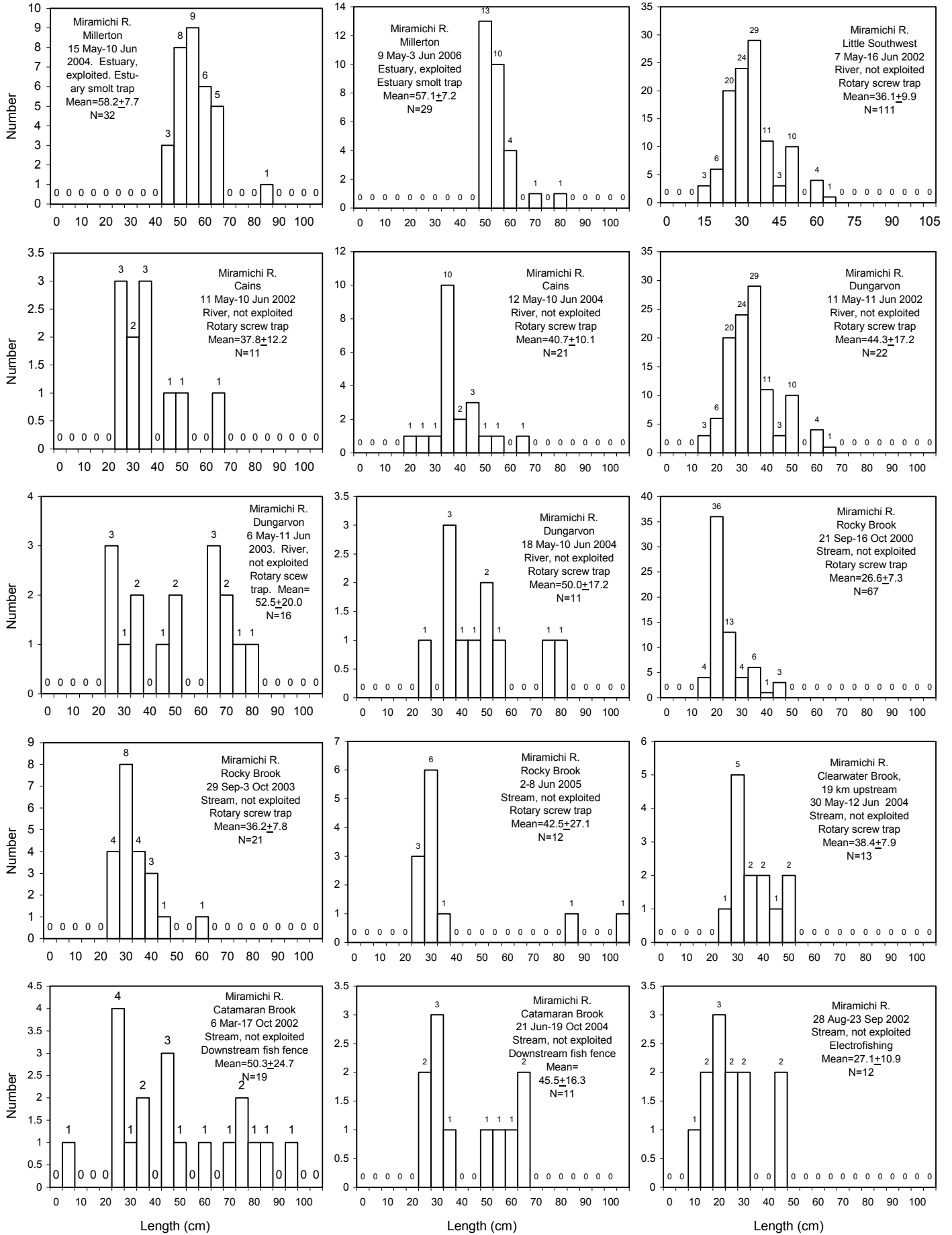


Fig. 18 (continued)

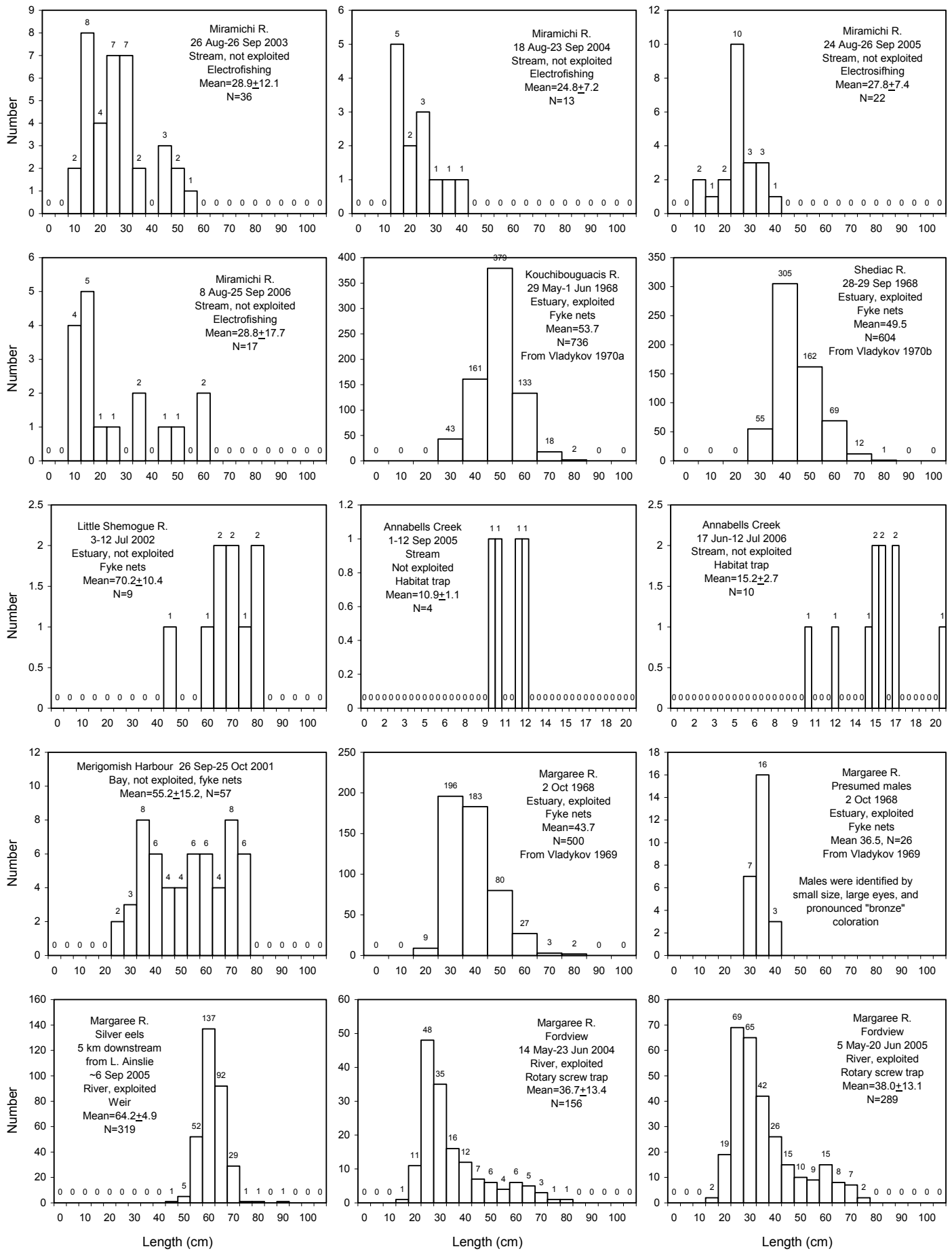


Fig. 18 (continued)

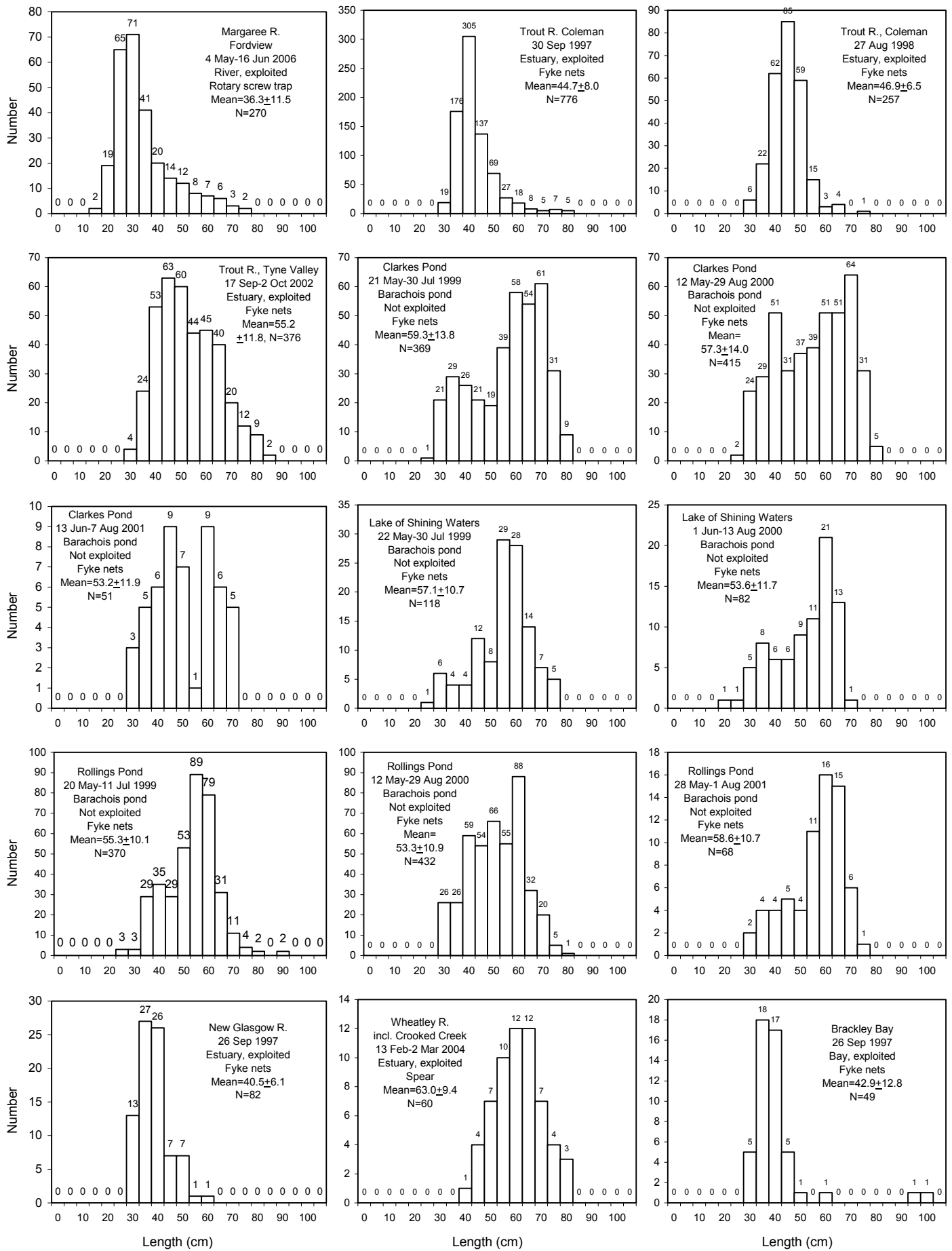


Fig. 18 (continued)

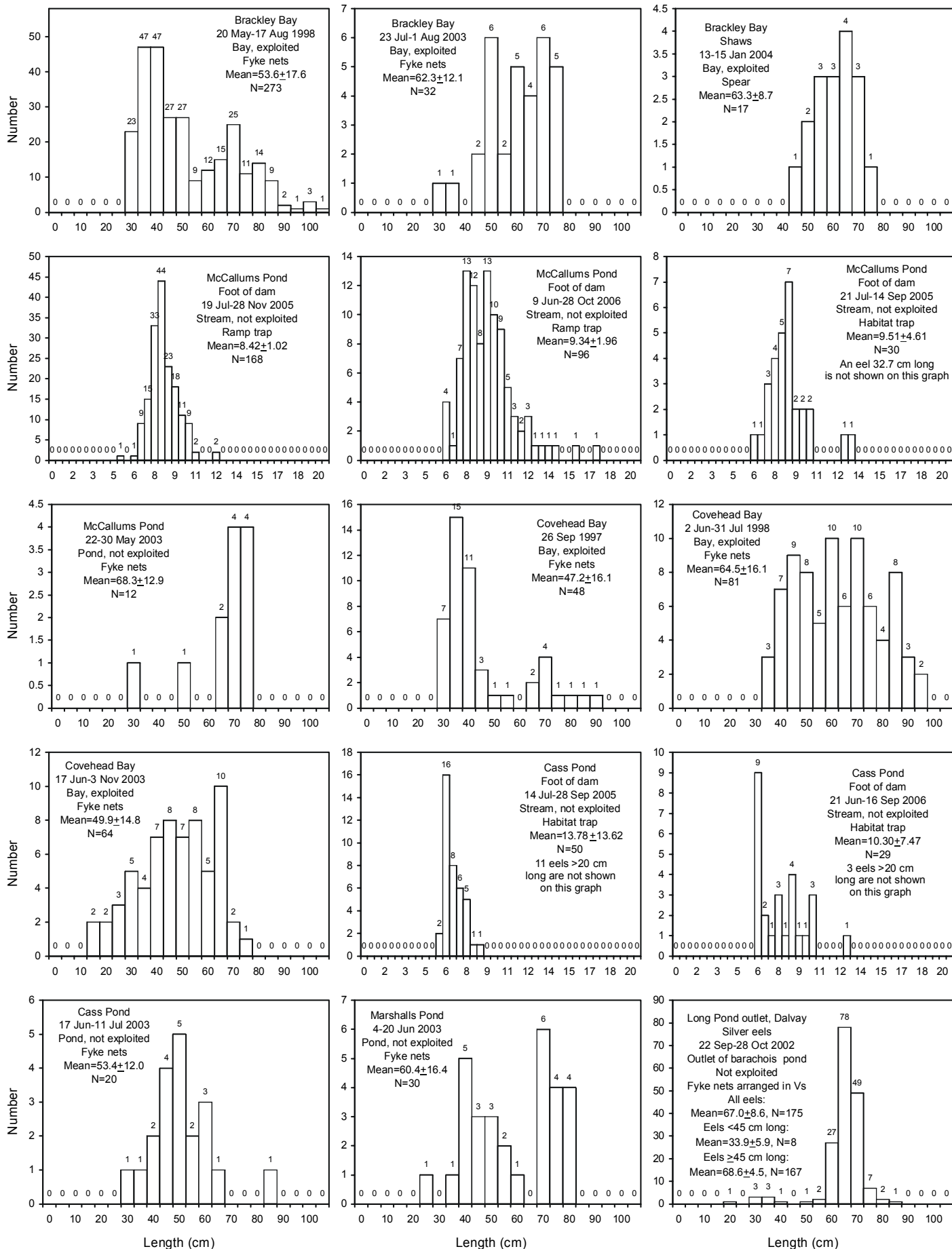


Fig. 18 (continued)

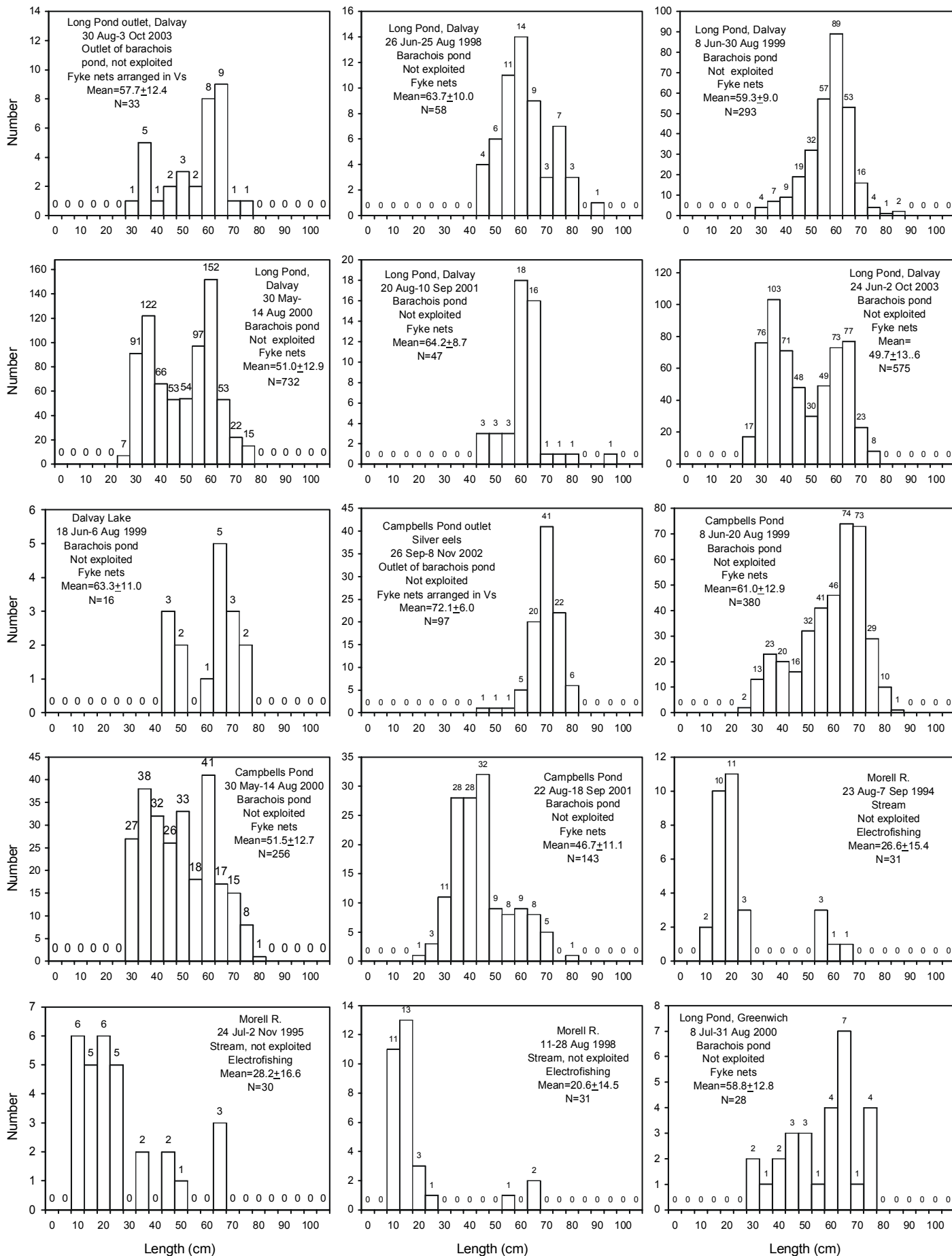


Fig. 18 (continued)

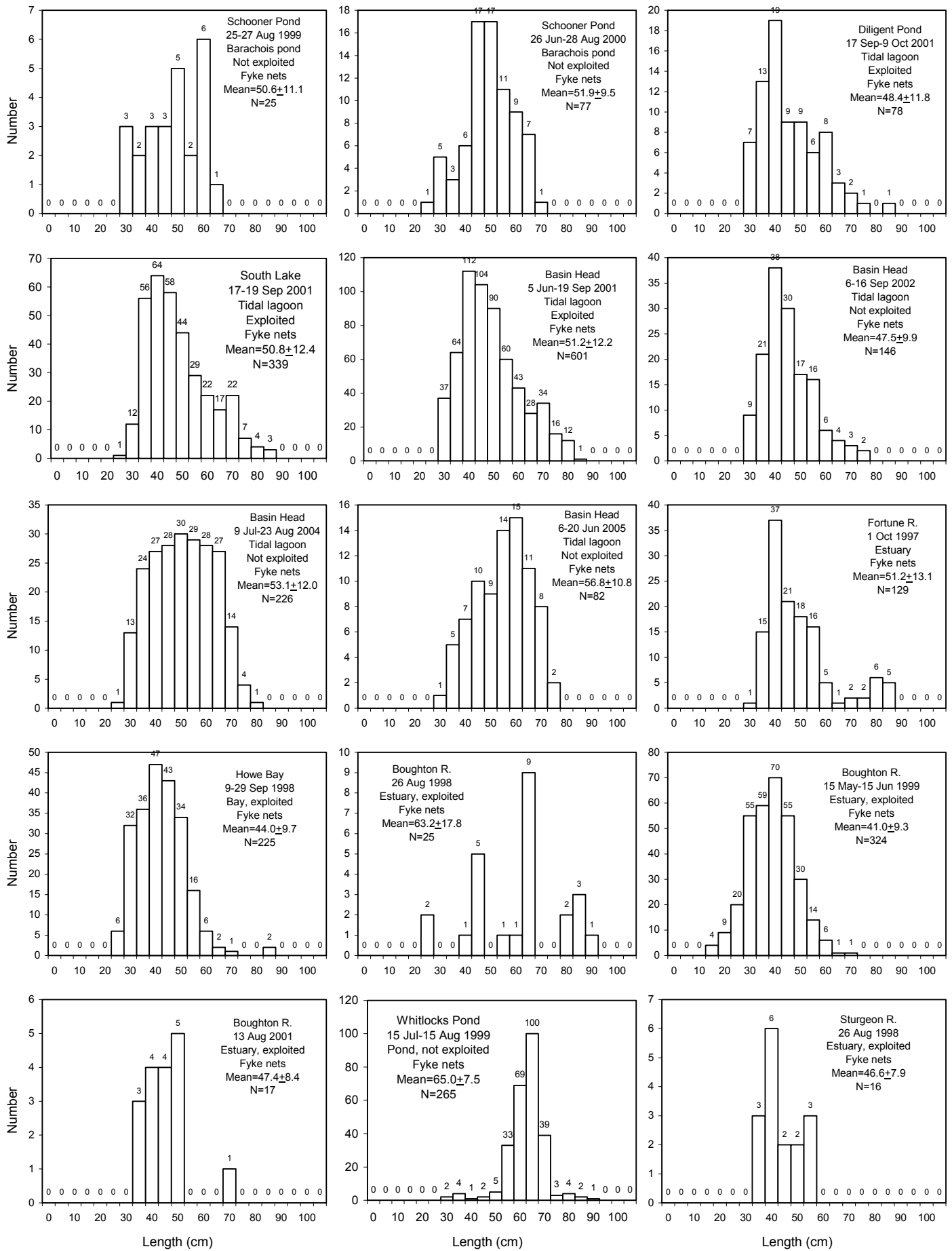


Fig. 18 (continued)

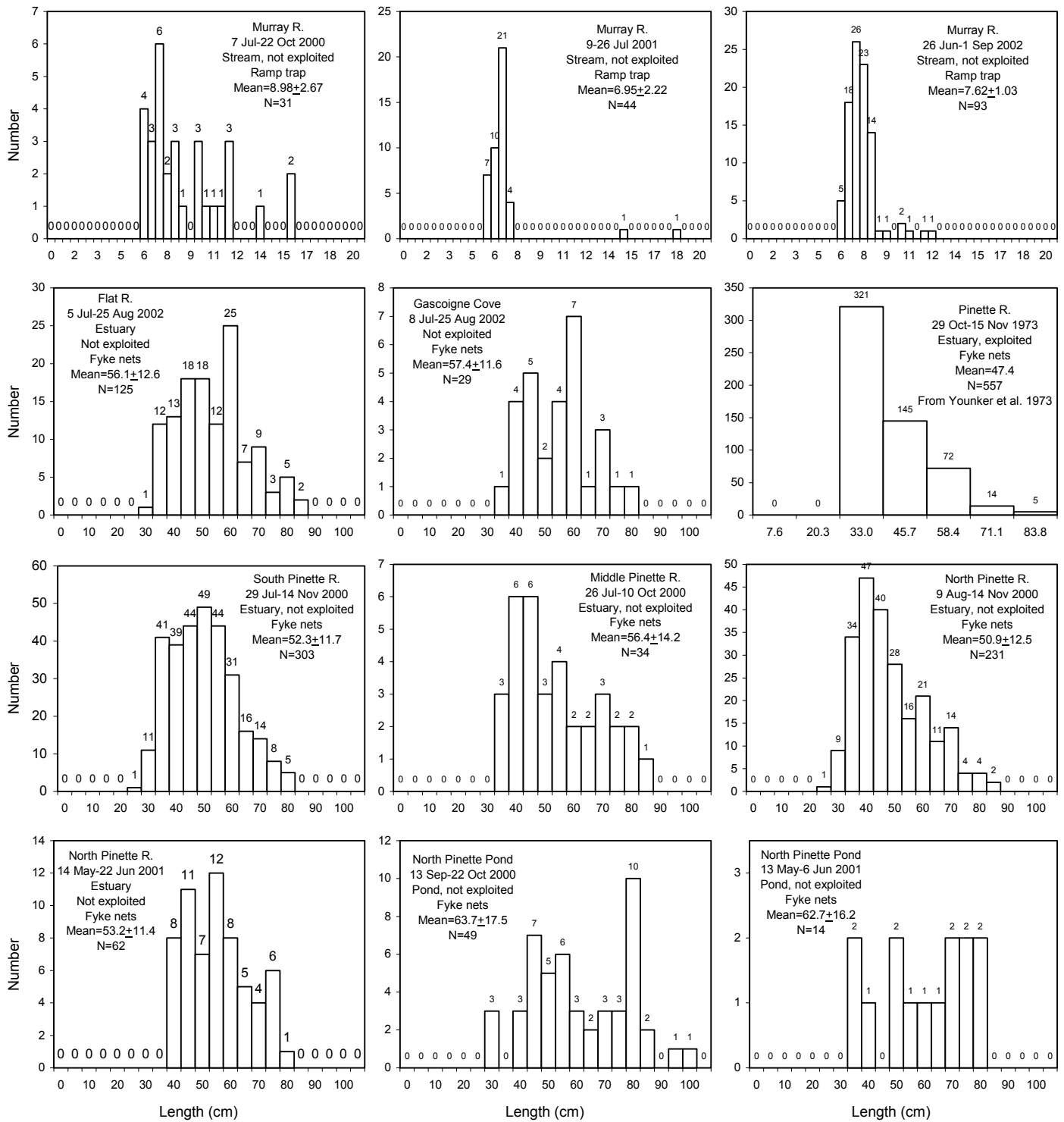


Fig. 18 (continued)

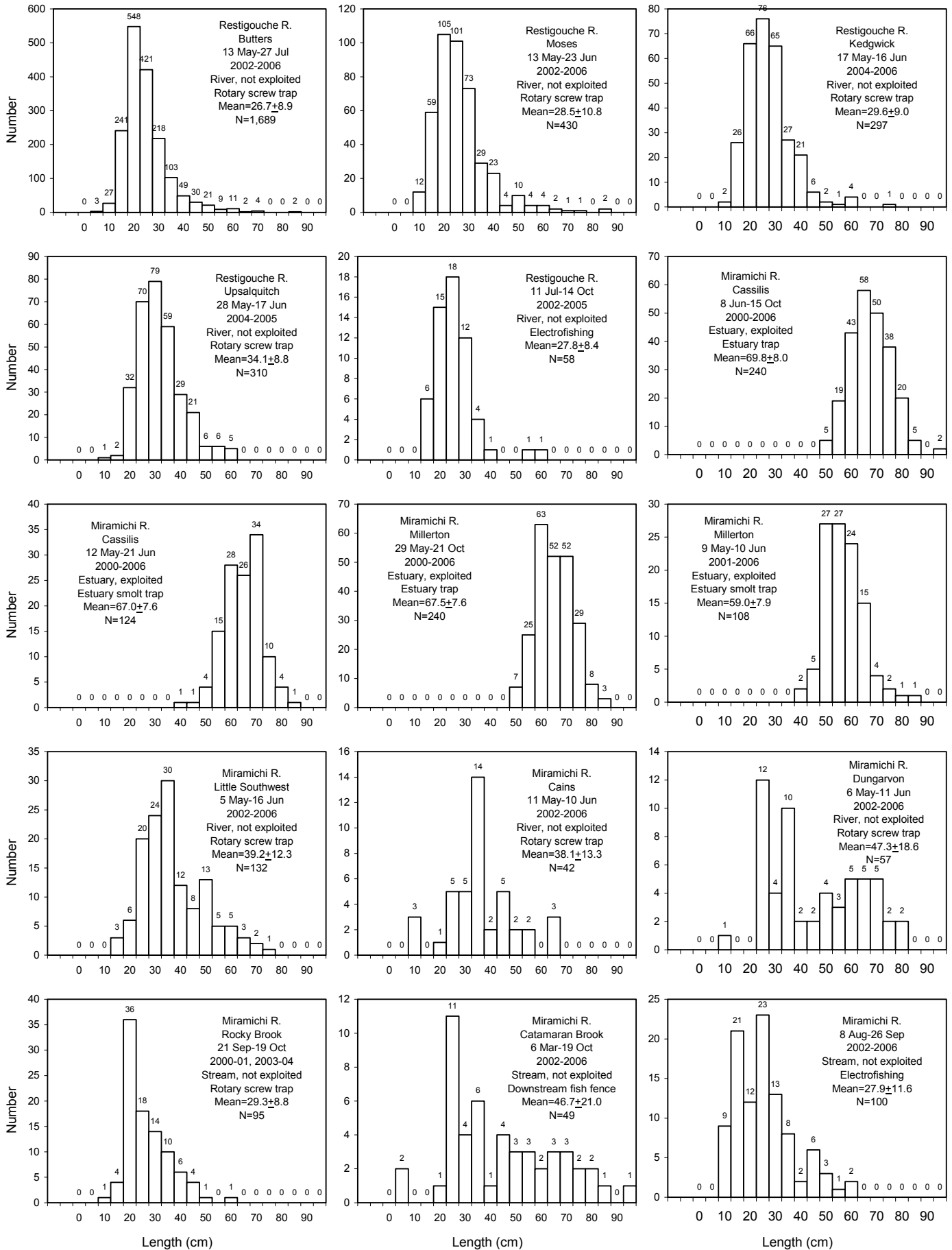


Fig. 19. Length frequencies of eels sampled in the southern Gulf of St. Lawrence, by location across years. Dates on which samples were obtained, habitat type, exploitation status, gear type, mean length±SD, and sample size are given in each panel.

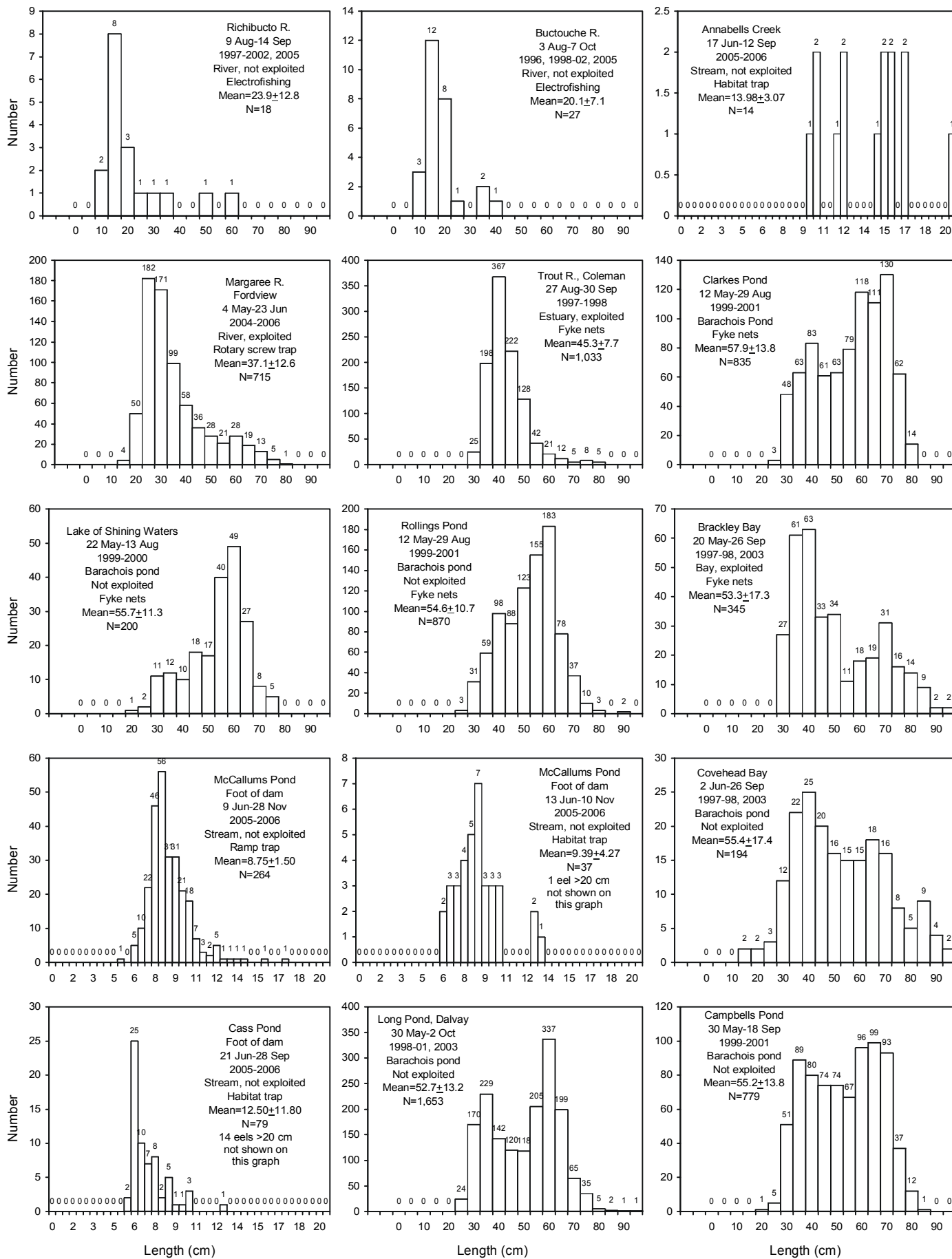


Fig. 19 (continued)

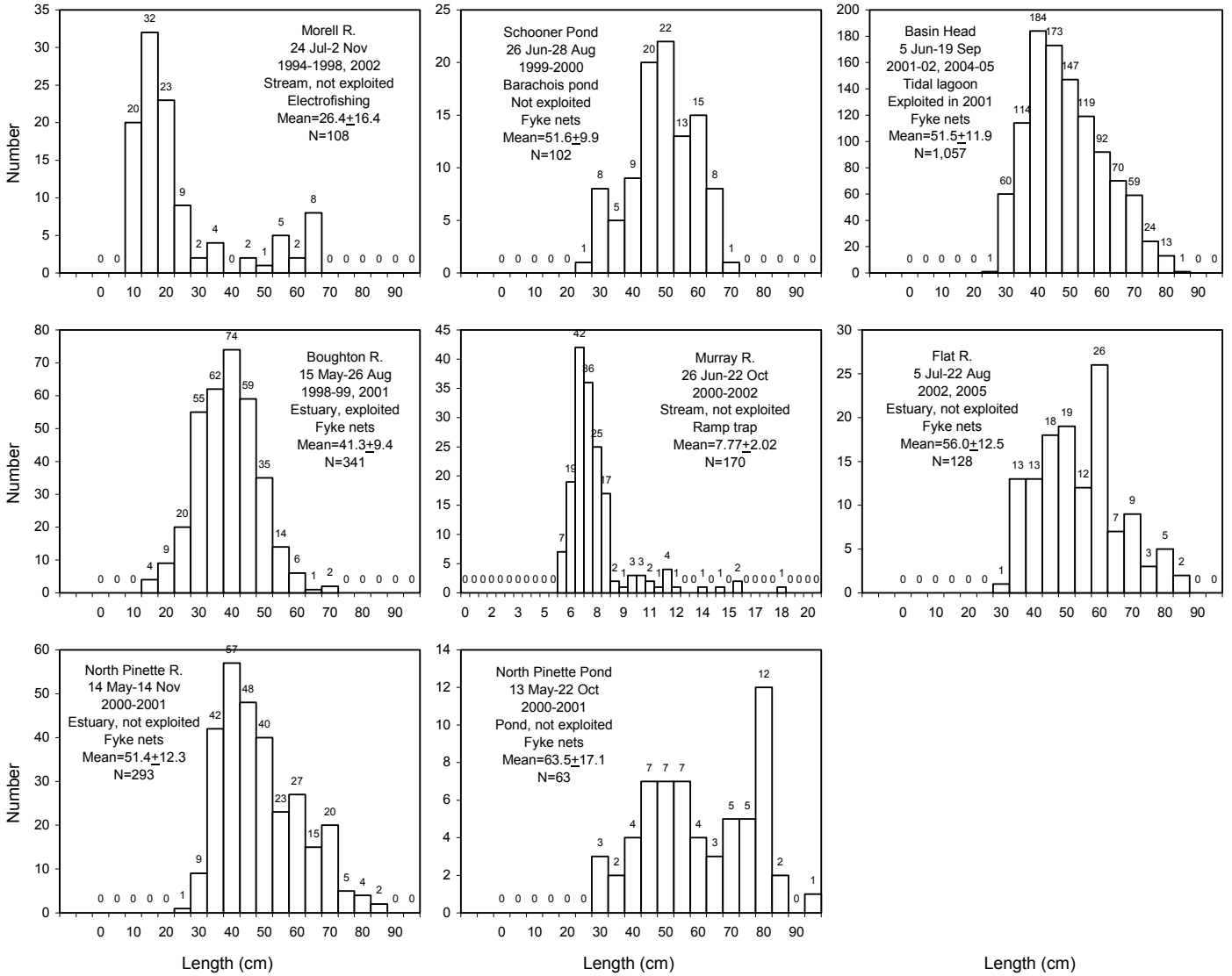


Fig. 19 (continued)

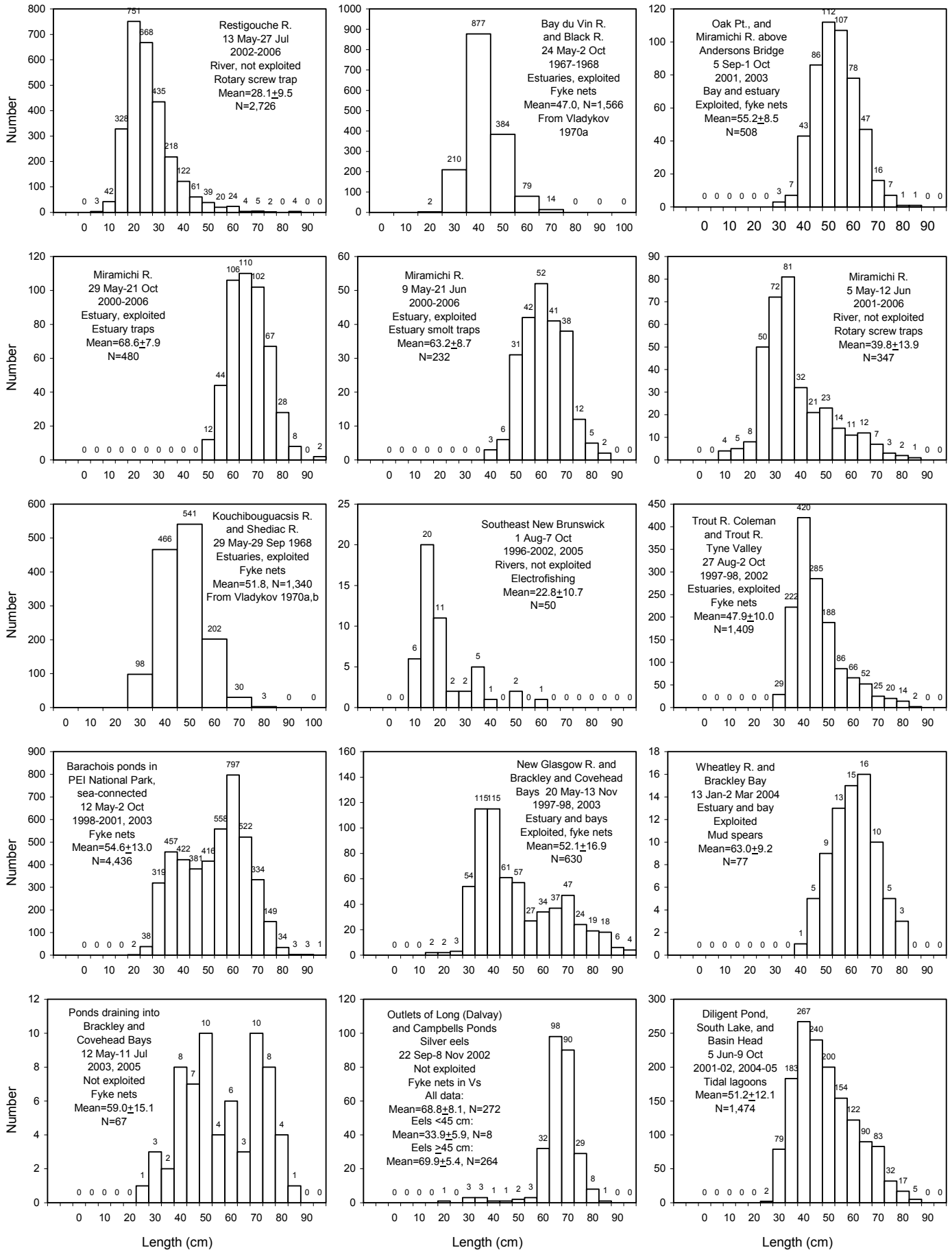


Fig. 20. Length frequencies of eels sampled in the southern Gulf of St. Lawrence, by gear, across regions and years. Dates on which samples were obtained, habitat type, exploitation status, gear type, mean length±SD, and sample size are given in each panel.

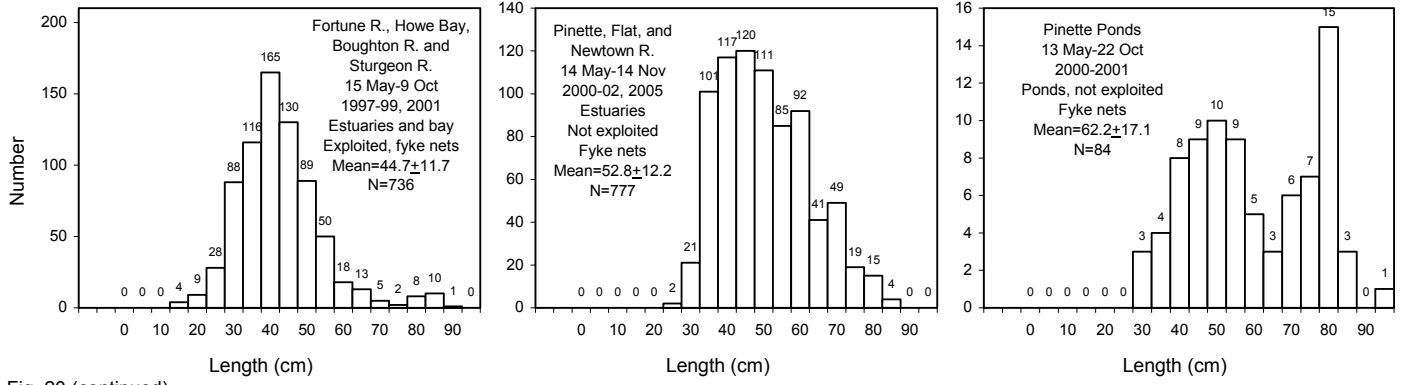


Fig. 20 (continued)

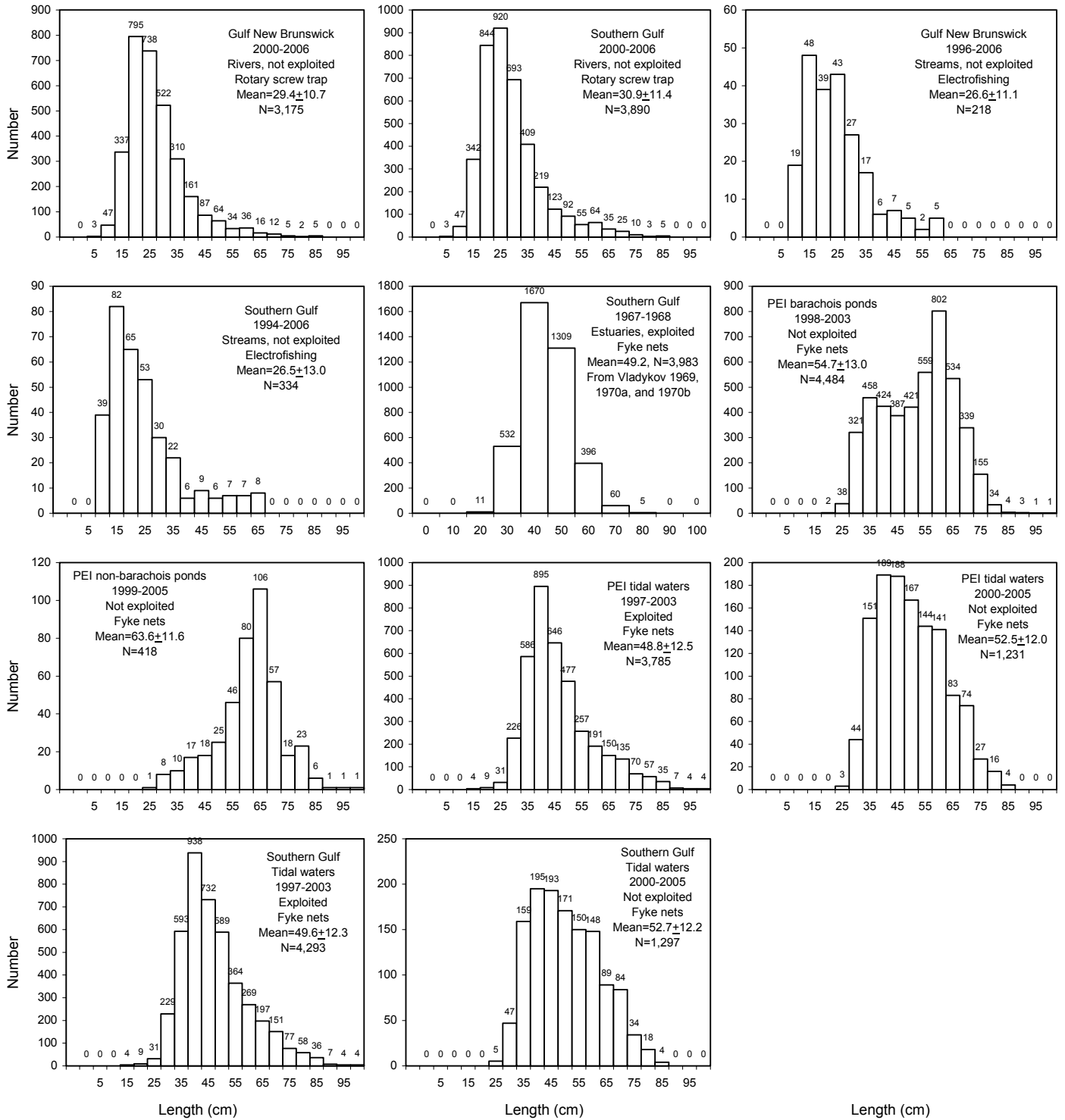


Fig. 21. Regional summations of length frequencies of eels sampled in the southern Gulf of St. Lawrence. Years in which samples were obtained, habitat type, exploitation status, gear type, mean length±SD, and sample size are given in each panel.

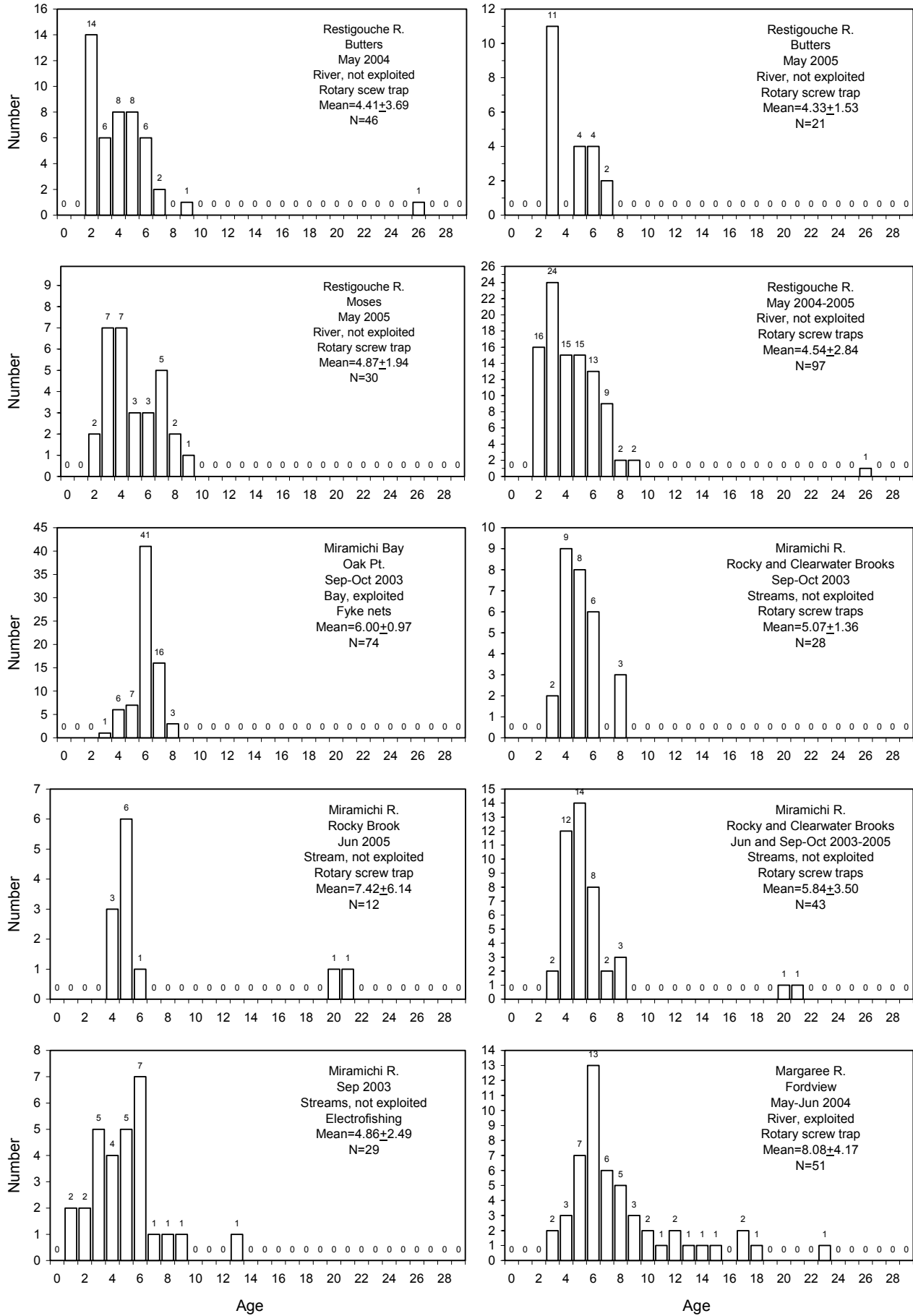


Fig. 22. Age frequency distribution of eels sampled in the southern Gulf of St. Lawrence. Sampling dates, habitat type, exploitation status, gear type, mean age±SD, and sample size are given for each panel.

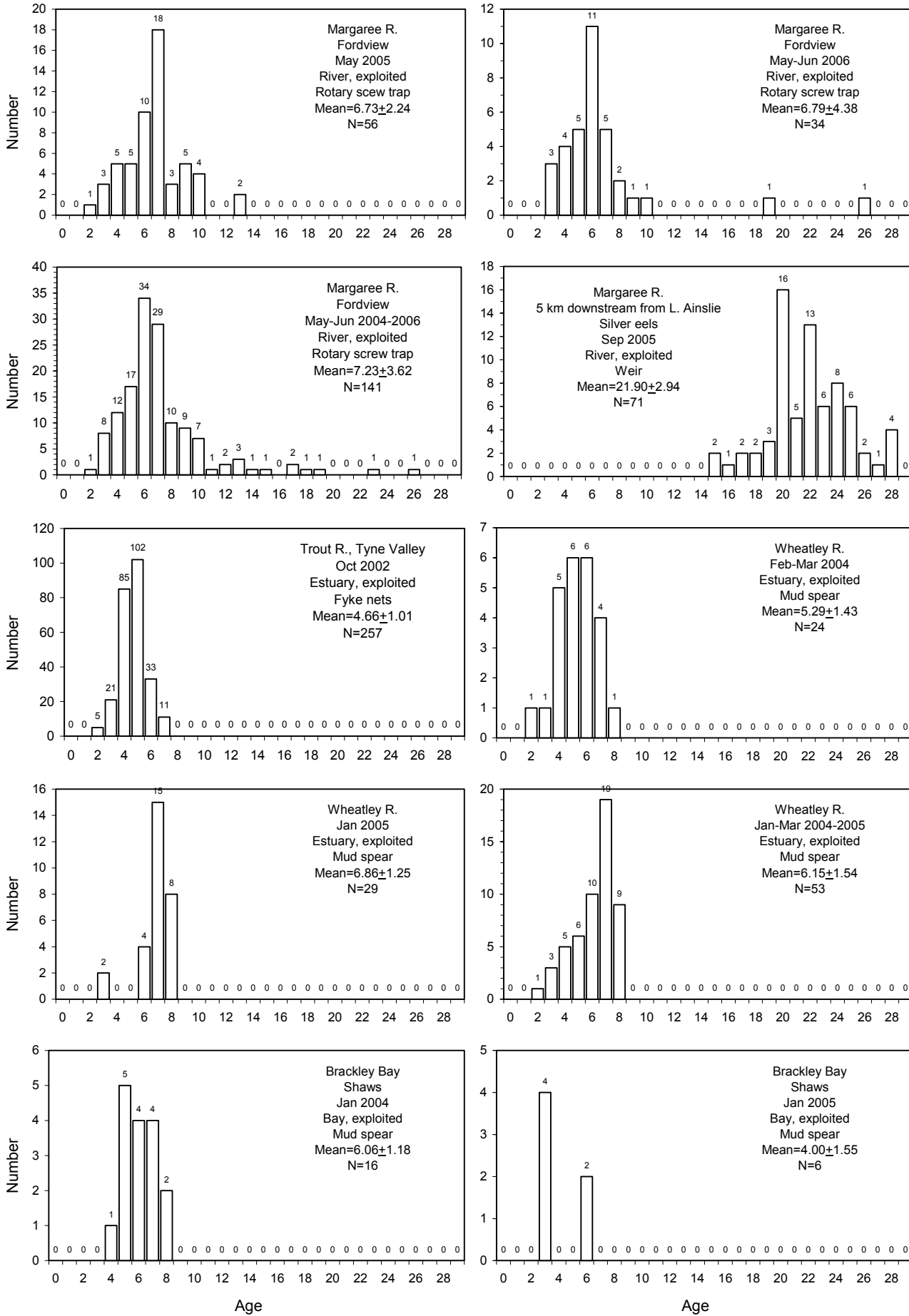


Fig. 22 (continued)

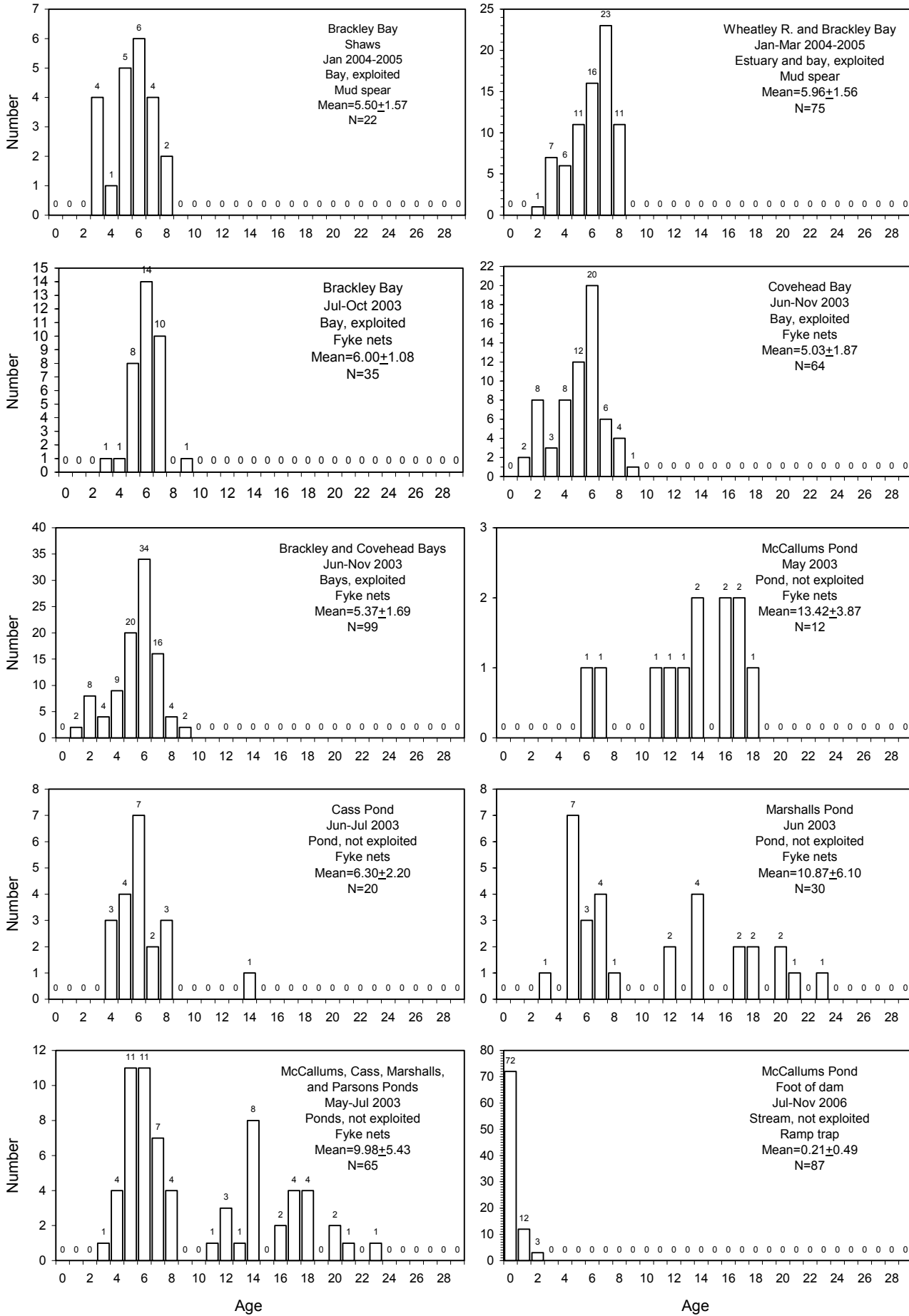


Fig. 22 (continued)

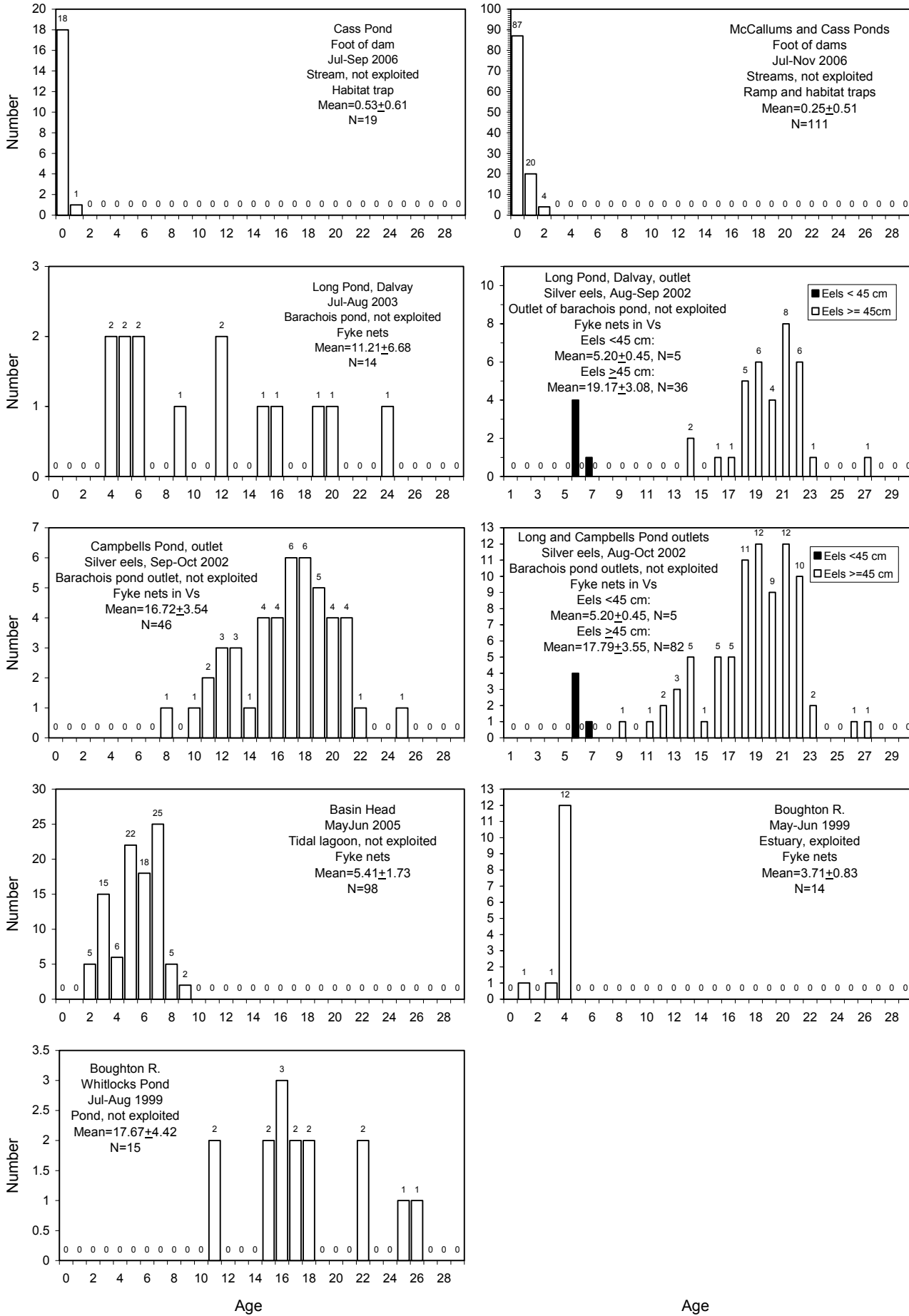


Fig. 22 (continued)