

Zoobenthos Data from Upper Frobisher Bay, 1967-1973

J. W. Wacasey, E. G. Atkinson, and L. Glasspoole

Arctic Biological Station
Department of Fisheries and Oceans
Ste. Anne de Bellevue, Quebec H9X 3L6

October 1979

**Canadian Data Report of
Fisheries and Aquatic Sciences
No. 164**

Canadian Data Report of Fisheries and Aquatic Sciences

These reports provide a medium for filing and archiving data compilations where little or no analysis is included. Such compilations commonly will have been prepared in support of other journal publications or reports. The subject matter of Data Reports reflects the broad interests and policies of the Department of Fisheries and Oceans, namely, fisheries management, technology and development, ocean sciences, and aquatic environments relevant to Canada.

Numbers 1-25 in this series were issued as Fisheries and Marine Service Data Records. Numbers 26-160 were issued as Department of Fisheries and the Environment, Fisheries and Marine Service Data Reports. The current series name was changed with report number 161.

Data Reports are not intended for general distribution and the contents must not be referred to in other publications without prior written clearance from the issuing establishment. The correct citation appears above the abstract of each report.

Rapport statistique canadien des sciences halieutiques et aquatiques

Ces rapports servent de base à la compilation des données de classement et d'archives pour lesquelles il y a peu ou point d'analyse. Cette compilation aura d'ordinaire été préparée pour appuyer d'autres publications ou rapports. Les sujets des Rapports statistiques reflètent la vaste gamme des intérêts et politiques du Ministère des Pêches et des Océans, notamment gestion des pêches, techniques et développement, sciences océaniques et environnements aquatiques, au Canada.

Les numéros 1 à 25 de cette série ont été publiés à titre de Records statistiques, Service des pêches et de la mer. Les numéros 26-160 ont été publiés à titre de Rapports statistiques du Service des pêches et de la mer, Ministère des Pêches et de l'Environnement. Le nom de la série a été modifié à partir du numéro 161.

Les Rapports statistiques ne sont pas préparés pour une vaste distribution et leur contenu ne doit pas être mentionné dans une publication sans autorisation écrite préalable de l'établissement auteur. Le titre exact paraît au haut du résumé de chaque rapport.

Canadian Data Report of Fisheries and Aquatic Sciences

No. 164

October, 1979

ZOOBENTHOS DATA FROM UPPER FROBISHER BAY, 1967-1973

by

J. W. Wacasey, E. G. Atkinson and L. Glasspoole

**Arctic Biological Station
Department of Fisheries and Oceans
Ste. Anne de Bellevue, Quebec H9X 3L6**

TABLE OF CONTENTS

Abstract	iv
Introduction	1
Description of study area	2
Methods	2
Associated data	2
Zoobenthos	2
Grab	2
Trawl	4
Dredge	4
Substrate analysis	5
Synoptic procedures for sediment analysis	5
References to sediment analysis	7
Acknowledgements	8
References	9
Maps	10
Tables	13

ABSTRACT

Wacasey, J. W., E. G. Atkinson, and L. Glasspoole. 1979. Zoobenthos data from upper Frobisher Bay, 1967-1973. Can. Data Rep. Fish. Aquat. Sci. 164: 99 p.

Data on marine zoobenthic invertebrates were obtained from samples collected from 1967 to 1973 by grab, trawl, and dredge in depths of water of 25 to 90 m in an area of 1.2 km² located in upper Frobisher Bay, southern Baffin Island. Methods of collecting and processing samples, and directions for the presentation of data are given.

Results are presented in tabular form and consist of density and biomass of species collected by grab, species representation and biomass of species collected by trawl and dredge, and values of substances in the substrate. Associated collecting data together with some data on benthic fish and macrophytes are included.

Key words: Zoobenthos: density, biomass, distribution; marine invertebrates; Canada; Arctic; Frobisher Bay; marine sediments.

RESUME

Wacasey, J. W., E. G. Atkinson, and L. Glasspoole. 1979. Zoobenthos data from upper Frobisher Bay, 1967-1973. Can. Data Rep. Fish. Aquat. Sci. 164: 99 p.

Des données relatives aux invertébrés benthiques ont été recueillies à partir d'échantillons prélevés de 1967 à 1973, à la benne, à la drague et au chalut à des profondeurs allant de 25 à 30 mètres sur une superficie de 1,2 km² située dans le haut de la Baie de Frobisher, au sud de l'île de Baffin.

La description des méthodes de prélèvement et de préparation des échantillons ainsi que des indications sur la présentation des données sont incluses.

Les résultats, présentés sous forme tabulaire, comprennent la biomasse et la densité des espèces prises à la benne, les noms et la biomasse des espèces prises au chalut et à la drague et une description quantitative des composants du substrat. A ceci se rejoutent des données relatives aux prélèvements ainsi que certaines données relatives aux poissons démersaux et aux macrophytes.

INTRODUCTION

Zoobenthic studies were initiated in 1967 in upper Frobisher Bay, southern Baffin Island, as part of a multidiscipline program devised by the Biological Oceanography Section of the Arctic Biological Station. The objective of these continuing studies is to determine the nature and magnitude of the role of benthic invertebrates in an arctic marine ecosystem.

The presentation of these data was intended as the fourth in a series of related technical reports pertaining to the station 5 area; however, the zoobenthic studies were interrupted by more urgent projects in other parts of the Canadian arctic. With the termination of the above projects, attention was again turned to the Frobisher Bay studies, and this report represents the first of a series of planned data reports on the zoobenthos of Frobisher Bay. At the beginning of the zoobenthic studies in 1967 a standard procedure for collecting and processing samples was developed for the presentation of similar kinds of data from different stations. Such an approach allows the data to be used in comparing benthic communities in different parts of the arctic, and in other areas of the world.

The data in the present report were derived from collections made periodically from 1967 to 1973, excluding the years 1971 and 1972 in which no samples were taken. The data were derived from grab, trawl, dredge, and substrate samples and are presented in tabular form in this order. Data from grab samples, taken to measure infauna, are listed chronologically by station and consist of values of density and biomass of species. Trawls and dredges were taken to measure the epifauna, and the derived data consist of species representation and biomass values. Samples of substrate were usually collected when grab samples were taken. Substrate data consist of values of particle-size distribution, pH, nitrate-nitrogen, ammonia-nitrogen, total nitrogen, organic carbon, carbon-nitrogen ratio, calcium, potassium, magnesium, phosphorus, manganese, zinc, copper, and silicon. Associated collecting data are presented in tabular form and are included in each of the sections pertaining to the method of sampling. Some data on biomass of benthic algae and fish are included.

Zoobenthic studies together with the chemical, zooplankton, and phytoplankton studies (Grainger, 1971a; Grainger, 1971b; Bursa, 1971) have resulted in substantial amounts of data pertaining to the station 5 area. These data have been amassed from several years of replicate sampling and have provided an insight into the structure and level of activity of an arctic marine ecosystem. The study area has become one of the most thoroughly worked locations of the Canadian arctic. The zoobenthic community, excluding the protozoans, consists of 448 species which account for 12 to 137 g m⁻² of dry weight biomass. This area as compared to other areas that have been sampled (Wacasey, 1974; Wacasey, Atkinson, and Kinlough, 1976; Wacasey, Atkinson, Derick, and Weinstein, 1977) has a diverse and abundant zoobenthic fauna which is contrary to the general impression that prevails about arctic regions.

DESCRIPTION OF STUDY AREA

The 1.2 km² area of study (stations 5, 5a, 5c-g) is located between Cairn and Mair Islands, approximately 8 km south of the settlement of Frobisher Bay (Fig. 1). The bottom, which is irregular, slopes from each of the islands towards a trench which bisects the area along its long axis. The depth of the water at the upper end of the trench is about 60 m. The trench bifurcates as it courses towards the lower end of the study area, and the depth of water of the trench is 100 m at the southern boundary of the area. The bottom is soft, consisting of fine sediment, with scattered rocks and boulders. Bottom temperatures and salinities at the sampled depths of 25 to 90 m are fairly constant, varying by no more than 2°C and 2‰ respectively.

Ice begins to form in late November or early December, depending on the year, gradually increasing to a depth of about 2 m by late May or early June when the snow cover melts, and ice breakup commences.

The tides in upper Frobisher Bay are semi-diurnal with a mean range of 7.3 m and a large range of 11.6 m.

METHODS

ASSOCIATED DATA

Associated data, most of which are self-explanatory, are presented in Tables 3, 11, and 14. The depth of water of a station is that recorded at the time of sampling. Temperature and salinity values are listed for all grab stations. Calibrated reversing thermometers were used to determine temperatures. Prior to 1973 salinity values from collected samples were determined at Bedford Institute in Dartmouth, Nova Scotia. The salinity values for the collections in 1973 were determined at the Arctic Biological Station using a Bissett-Berman model 6230 laboratory salinometer. The temperature and salinity values were usually obtained at a depth within 5 m of the bottom.

ZOOBENTHOS

Grab

Station 5a was sampled 5 times at depths of 26 to 37 m from December 1967 to August 1968. Station 5 was sampled 9 times at depths of 45 to 72 m from July 1968 to August 1970. Stations 5c, 5d, 5e, and 5f were sampled on 23 August 1969. The latter 4 stations make up a depth series of 31 m, 43 m, 58 m, and 73 m, respectively. The locations of the stations are shown in Fig. 1.

A "Petterson" grab (Foerst, Chicago) was used to collect samples, from the M.V. *Calanus* during the open water season, and from the surface of the ice in winter. This grab samples an area of 0.065 m² and has a volume of 5 L. On soft bottoms the grab penetrates from 6 to 15 cm of substrate, varying with the type of substrate. Grabs with less than 2 L of substrate or with rocks wedged in the jaws were not kept. Usually, a sample consisted of 6 grabs for a combined surface area of 0.39 m² (Table 3).

Following the collection of a set of grabs from a station, substrate and organisms were washed on a stainless steel screen with a mesh size of 0.5 mm; however, the first three collections from station 5a (Dec., Feb., and Apr.) were washed on a screen with a mesh size of 1 mm. Retained invertebrates and debris were preserved in formalin (1 part formaldehyde with 9 parts water) for transporting to the Arctic Biological Station where they were processed.

Processing consisted of sorting, identifying, counting, and weighing the specimens in each sample.

Each sample was sorted by hand using a Wild M5 dissecting microscope. Specimens were identified to species in most cases, and counts of specimens of each species were recorded. Species identification was not attempted for some taxa, such as nematodes, nemerteans, hydroids, and bryozoans, and although several species were involved, they were listed by taxon on a collective basis. In a similar manner sponges, bryozoans, hydroids, and other colonial forms were regarded as one individual or their presence was indicated by an "X". The names of some species are not necessarily the most recent. The name that was decided upon when the species was initially identified has been retained to allow for consistent referral to the species presence at different localities in the Canadian arctic. Protozoans are arbitrarily excluded from this report.

After sorting and identification, specimens were dried (drying oven at 100°C overnight) and weighed on a Sartorius gravimetric balance in grams to four decimal places. The dry weight excludes the tubes of polychaetes and the shells of molluscs, but no effort was made to eliminate the gut contents of the organisms. The calcareous parts of echinoderms and the skeletal spicules of sponges are included in the dry weight because of difficulty in separating organic and inorganic parts.

Data are presented on a m² basis. In each sample, number and weight of individuals of each species were multiplied by a factor to convert sample values to m² values. For example, values derived from a sample area of 0.39 m² were multiplied by the factor 2.5 to obtain the m² values. The factor was rounded off to the nearest 0.5 for convenience; thus, a factor of 2.5 instead of 2.6 was used to multiply values of a sample with an area of 0.39 m² in converting to m² values. A greater degree of accuracy was considered to be unnecessary. Most species collected by grab were considered

to be representative, and the sample values were converted to m^2 equivalents in a consistent manner. In a few cases, as indicated, the sample values were used without converting, because representation of occasionally collected, large, epifaunal species was not known.

Species data for stations and samples are presented in Tables 5 to 10. Density and biomass values for each station are summarized in Table 4.

Benthic algae that was brought up by the grab was retained, dried, and weighed. Station 5a, the 35 m station, yielded sizeable amounts of *Phyllophora* sp. Biomass values of dry algae are listed by collection in Table 17.

Trawl

Trawls were taken for identifying and measuring the epifaunal components of the bottom community. Three preliminary trawls, using a large otter trawl with a trawling width of 4 m, were made in 1967. Data from these trawls are not presented, but identified species that were not found in other collections are included in the species list for the area (Table 1).

In 1968 five small otter trawls were made in depths of water from 55 to 74 m in the vicinity of station 5 (Fig. 2). The small otter trawl had a trawling width of about 2.5 m and the mesh size of the cod end of the net was 0.5 cm. The speed of the ship was 3 to 4 knots and the estimated trawling time varied from 1 to 5 minutes. After collecting, specimens were washed on a 0.5 cm stainless steel screen, separated into taxa, and a wet weight was obtained for each taxa. The animals were preserved in formalin for transporting to the Arctic Biological Station, where they were identified and dried. Dry weight was determined in the same manner as that described for the infauna. Associated data and biomass values are presented in Table 11. Dry weight values of taxa are presented in Table 12 and trawled species are listed in Table 13.

Since it is difficult to measure the effective trawling distance, a method was developed using a dredge to obtain more reliable biomass estimates of the epifauna.

Dredge

The dredge consisted of an iron frame with a 2 m length net attached. The width of the dredge was 36 inches and the mesh size of the net at the cod end was 0.5 cm. This dredge was employed in the following way. The M.V. *Calanus* was anchored in the spot of the desired depth to be sampled. The dredge was carried in a powered canoe to a distance of about 100 m from the *Calanus* and dropped into the water. After the dredge had settled

to the bottom, it was winched in from the *Calanus*. The length of wire was determined from the meter-block when the dredge started to move, as indicated by a change in the angle of the wire. Knowing the depth of water and the amount of wire that was out at the beginning of a dredge haul, the horizontal distance that the dredge traversed along the bottom was calculated to within about 5 metres. Thirteen dredge samples were taken on the bottom in depths of water from 40 to 68 m in 1969, 1970, and 1973 (Fig. 3). Each sample consisted of 1 to 5 dredge hauls. After collection, the specimens were treated in a similar manner to those described above in the section on trawls. Associated data and biomass values of the dredges are presented in Table 14. Dry weight values of taxa are presented in Table 15 and identified dredged species are listed in Table 16. Tables 18 and 19 include biomass data for algae and fish.

SUBSTRATE ANALYSIS

Samples of sediments were obtained from stations 5a, 5, 5c, 5d, 5e, and 5f at the time that grab samples were taken. Only a substrate sample was taken at station 5g. Most of the substrate samples were dried soon after collection. Substrate samples were not taken when trawl and dredge samples were collected.

Mechanical and chemical analyses of sediments were made by the Macdonald College Soil Testing Laboratory under the supervision of A. F. MacKenzie. Synoptic procedures provided by Dr. MacKenzie are presented below. Where applicable, values are related to 1 g of oven-dried sediment. In most cases the values of the determined substances are presented as levels of the substances in forms that are available to zoobenthos and phytobenthos; however, the significance and relationship of the substances to the biota remain to be evaluated. Data from sediment analyses are presented in Tables 21-24.

Synoptic procedures for sediment analysis

1. Particle size analysis was made by the hydrometer method described by Day (1). Three fractions were recognized; particles of 0.05-2.00 mm, particles of 0.002-0.05 mm, and particles less than 0.002 mm effective diameter.

For this report, values were transformed to the Wentworth Scale, with particle-size fractions of 0.063-2.00 mm, 0.004-0.063 mm, and less than 0.004 mm.

2. pH was determined with a glass calomel electrode combination on a suspension of sample/0.01M CaCl₂ in a 1:3 ratio.
3. Nitrogen was determined for total and inorganic forms of nitrogen. Total nitrogen was determined by the semi-micro Kjeldahl procedure described by Bremner (2).

Inorganic forms of nitrogen were extracted with 1N KCl from freshly thawed samples by modification of the method described by Bremner (3). Nitrate and ammonia levels in the extracts were determined colorimetrically by the methods currently in use at the Macdonald College Soil Testing Laboratory.

4. Organic carbon was determined by the Walkley-Black procedure as described by Allison (4).
5. Potassium, calcium, and magnesium were extracted by the procedure described by Jackson (5) with a sample/extractant ratio of 1:10 and an extraction time of 15 minutes. Potassium was determined by flame photometry and calcium and magnesium were determined by atomic absorption spectrophotometry.
6. Phosphorus was extracted using a modification of the procedure for available P (phosphorus soluble in dilute acid-fluoride) as described by Jackson (6). The sample/extractant ratio was 1:10 with an extraction time of 1 minute. Determination was made by the chlorostannous-reduced molybdophosphoric blue color method (7) adapted to automated analysis.
7. Total phosphorus was obtained from dried ground samples digested with 60% perchloric acid (HClO_4) by the method described in Black (9). Total P was determined colorimetrically according to Jackson (8) by the vanadomolybdophosphoric yellow color method at 470 nm.
8. Iron, manganese, and zinc were extracted from samples using 1N HCl with a sample/extractant ratio of 1:10 and an extraction time of 30 minutes. Concentrations in the extracts were determined by atomic absorption spectrophotometry (10).
9. Copper was obtained by the EDTA extraction method as modified by Makhan (11). Sample/extractant ratio was 1:10 with an extraction time of 30 minutes. Extracted copper concentrations were determined by atomic absorption spectrophotometry.
10. Silicon was extracted by the method described by McKeague and Cline (12). Dried ground sediments were shaken in a 1:1 ratio with 0.01M CaCl_2 for 24 hours and centrifuged. Supernatant was diluted and silicon content was determined colorimetrically at 830 nm after reduction of the yellow silicomolybdate complex according to the method of Voinovitch et al. (13).

References to sediment analysis

1. Day, P. R. 1965. Particle fractionation and particle-size analysis, p. 562-566. *In* C. A. Black, et al. (eds.), *Methods of soil analysis, Part 1*. American Society of Agronomy, Monograph 9.
2. Bremner, J. M. 1960. Determination of nitrogen in soil by the Kjeldahl method. *J. Agr. Sci.* 55: 11-33.
3. Bremner, J. M. 1965. Inorganic forms of nitrogen, p. 1185-1191. *In* C. A. Black, et al. (eds.), *Methods of soil analysis, Part 2*. American Society of Agronomy, Monograph 9.
4. Allison, L. E. 1965. Walkley-Black method, p. 1372-1375. *In* C. A. Black, et al. (eds.), *Methods of soil analysis, Part 2*. American Society of Agronomy, Monograph 9.
5. Jackson, M. L. 1958. Soil chemical analysis, p. 82-109, 128-129. Prentice-Hall Inc., Englewood Cliffs, N.J.
6. Jackson, M. L. 1958. Soil chemical analysis, p. 154-156. Prentice-Hall Inc., Englewood Cliffs, N.J.
7. Jackson, M. L. 1958. Soil chemical analysis, p. 144-146. Prentice-Hall Inc., Englewood Cliffs, N.J.
8. Jackson, M. L. 1958. Soil chemical analysis, p. 151-154. Prentice-Hall Inc., Englewood Cliffs, N.J.
9. Olsen, S. R., and L. A. Dean. 1965. Phosphorus, p. 1036-1037. *In* C. A. Black, et al. (eds.), *Methods of soil analysis, Part 2*. American Society of Agronomy, Monograph 9.
10. Macdonald College Soil Testing Laboratory. Mimeograph reports. Macdonald College, Ste. Anne de Bellevue, Que.
11. Makhan, D. S. 1968. Some studies on the behavior of copper in organic soils. M.Sc. Thesis, McGill University, Montreal, Que. 130 p.
12. McKeague, J. A., and M. G. Cline. 1963. Silica in soil solutions. *Can. J. Soil Sci.* 43: 70-82.
13. Voinovitch, I. A., J. Debras-Guedon, and J. Louvier. 1962. *In* Herman (ed.), *The analyses of silicates*. Trans. from French by Israel Program for Scientific Translation, Jerusalem. 1966.

ACKNOWLEDGEMENTS

We wish to thank B. Emmett, D. Fleet, J. Lovrity, B. Petolas, G. Sleno, and D. Weston who assisted in the collection and processing of samples in the field and to summer students, L. Kinlough, C. Lewis, L. Joffre, and S. Starr who sorted the samples in the laboratory and made some of the identifications.

Of our colleagues at the Arctic Biological Station we are grateful to E. H. Grainger for providing the temperature and salinity data; to A. Mohammed for identifying the amphipods; to J. Lovrity for identifying the sponges; and to J. G. Hunter, I. Gidney and S. Leach for identifying the fish.

In the early phases of the study, assistance in the identification of molluscs was provided by A. Clarke, E. MacPherson, and I. Lubinsky. At other times during the study, identifications of various species of anemones, amphipods, pycnogonids, and molluscs, were made by K. Riemann-Zurneck, D. Laubitz, J. Just, D. Franz and M. Mercer.

Appreciation is extended to L. McMullon, S. McMullen, and F. Reid for typing and preparing the report for the printer.

Illustrations were made by E. Krivanek and G. Ferrand.

REFERENCES

- Bursa, Adam S. 1971. Biological oceanographic observations in Frobisher Bay. III. Phytoplankton tables, 1967. Fish. Res. Board Can. Tech. Rep. 267:21 p.
- Grainger, E. H. 1971. Biological oceanographic observations in Frobisher Bay. I. Physical, nutrient and primary production data, 1967-1971. Fish. Res. Board Can. Tech. Rep. 265:75 p.
- Grainger, E. H. 1971. Biological oceanographic observations in Frobisher Bay. II. Zooplankton data, 1967-1970. Fish. Res. Board Can. Tech. Rep. 266:61 p.
- Wacasey, J. W. 1974. Biological oceanographic observations in the Eskimo Lakes, Arctic Canada. I. Zoobenthos data, 1971-1973. Fish. Mar. Serv. Tech. Rep. 475:69 p.
- Wacasey, J. W., E. G. Atkinson, and L. Kinlough. 1976. Zoobenthos data from James Bay, 1959, 1974. Fish. Mar. Serv. Tech. Rep. 661:62 p.
- Wacasey, J. W., E. G. Atkinson, L. Derick, and A. Weinstein. 1977. Zoobenthos data from the southern Beaufort Sea, 1971-1975. Fish. Mar. Serv. Data Rep. 41:187 p.

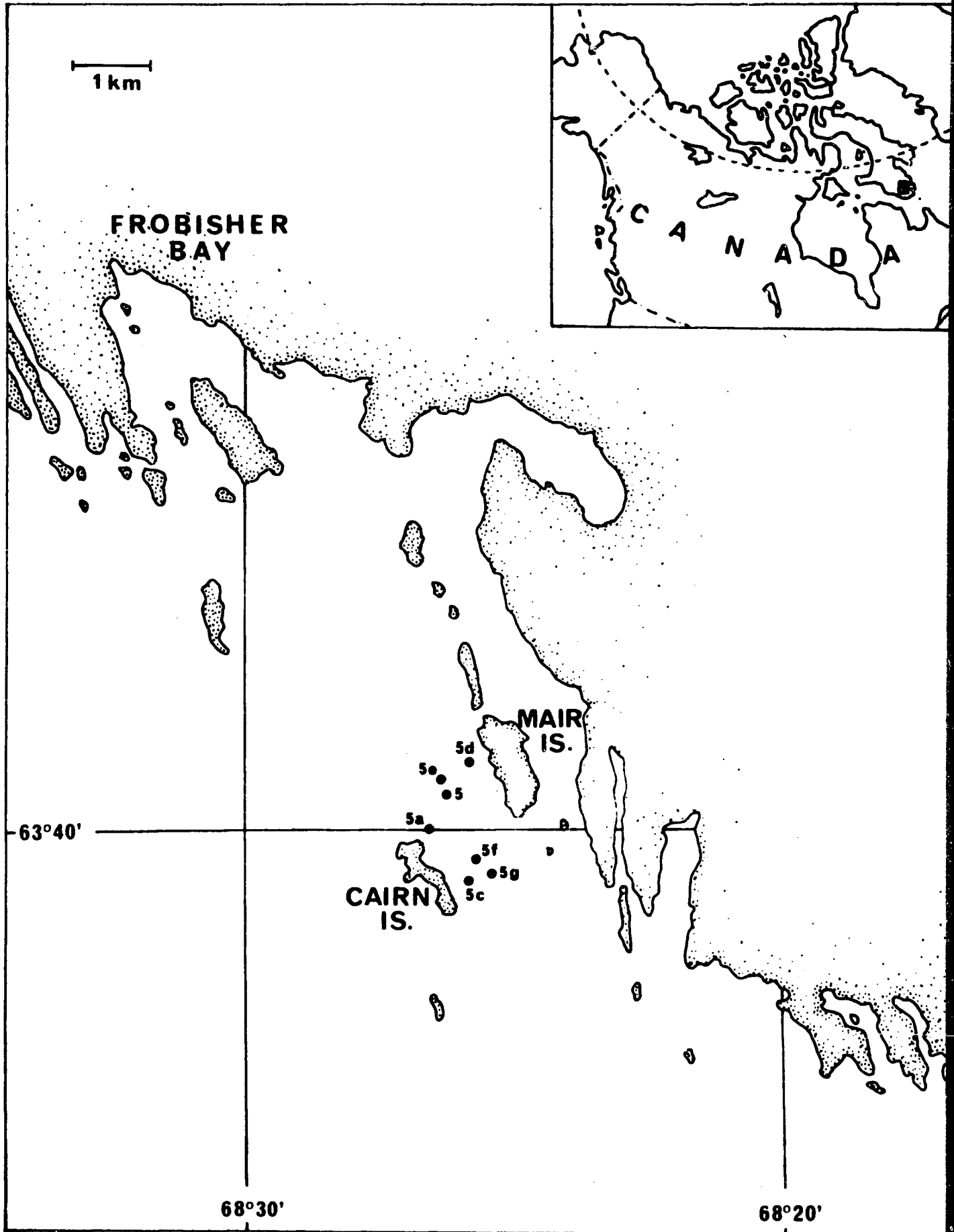


Fig. 1. Stations sampled by grab in upper Frobisher Bay, 1967-1970.

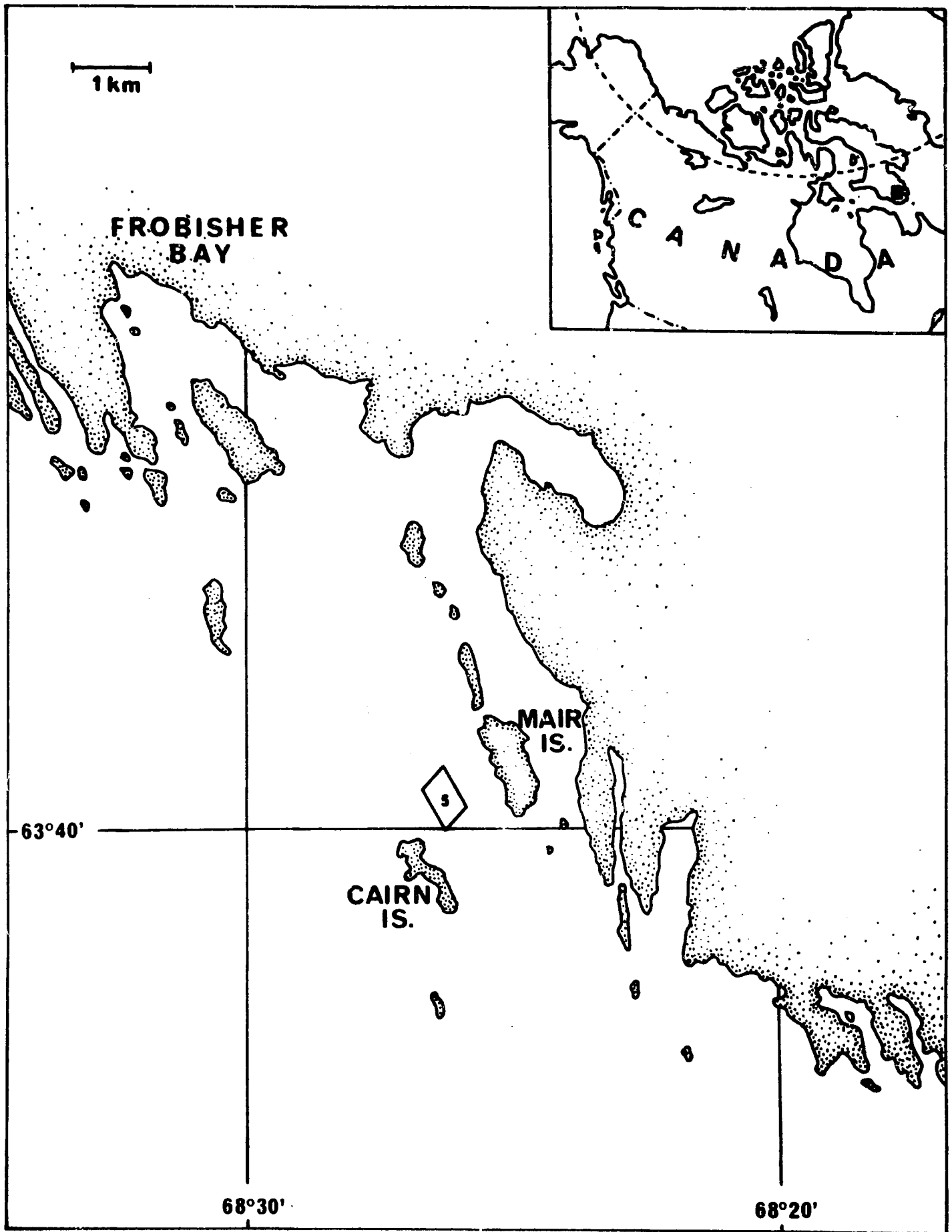


Fig. 2. Area sampled by trawl in upper Frobisher Bay, 1967-1968.

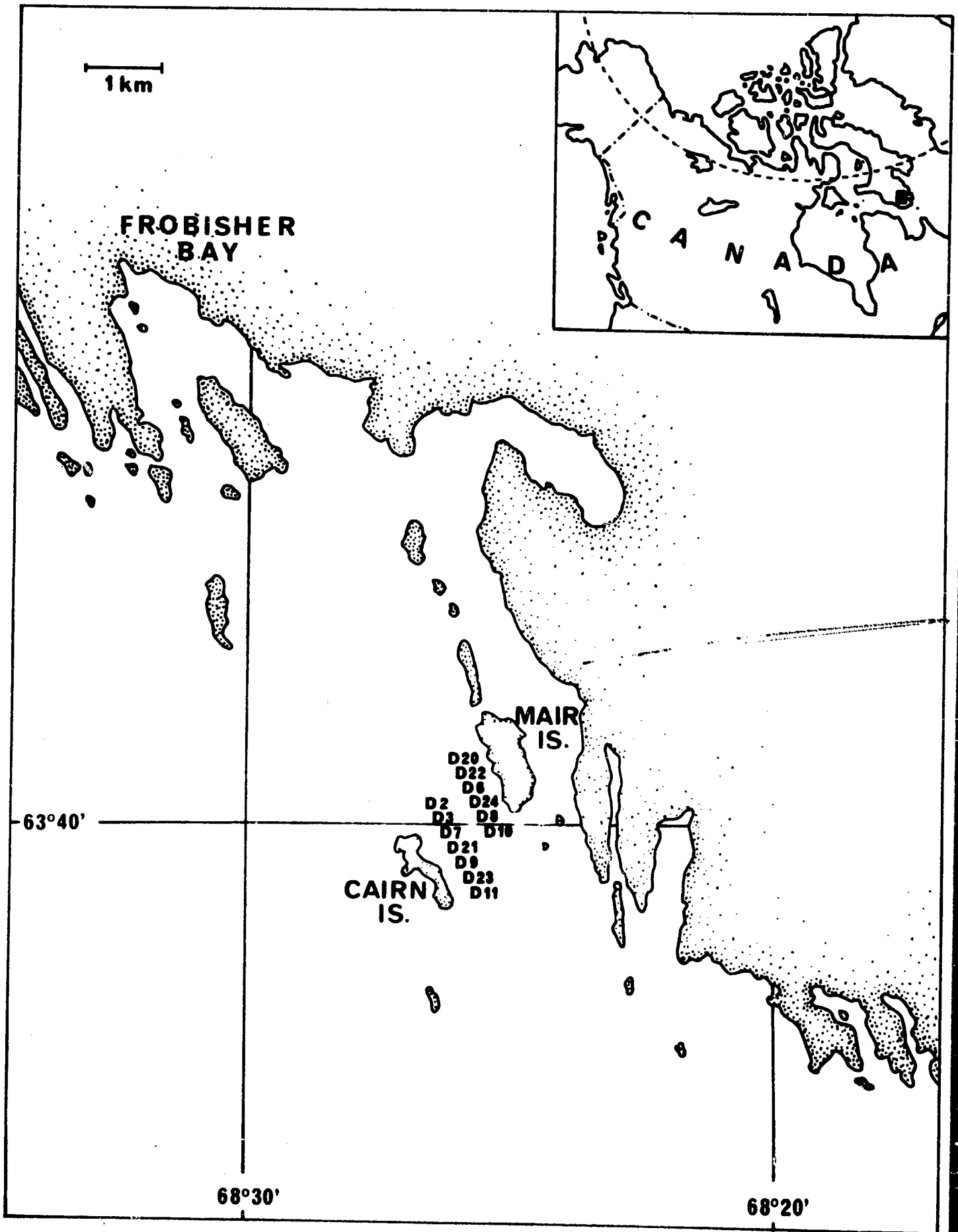


Fig. 3. Stations sampled by dredge in upper Frobisher Bay, 1969-1973.

Table 1. Species of invertebrates collected from the station 5 area in upper Frobisher Bay, 1967-1973.

Species	No.	Species	No.
ANNELIDA:Hirudinea	1	<i>Fabricia sabella</i>	
Leech		<i>Flabelligera affinis</i>	
		<i>Gattyana cirrosa</i>	
ANNELIDA:Polychaeta	116	<i>Harmothoe extenuata</i>	
<i>Ammotrypane breviata</i>		<i>Harmothoe imbricata</i>	
<i>Ampharete acutifrons</i>		<i>Harmothoe nodosa*</i>	
<i>Ampharete arctica</i>		<i>Harmothoe oerstedii*</i>	
<i>Amphitrite cirrata</i>		Hesionid	
<i>Amphitrite groenlandica</i>		<i>Heteromastus</i> sp.	
<i>Antinoella badia</i>		<i>Lanassa venusta</i>	
<i>Apistobranchus tullbergi</i>		<i>Laonice cirrata</i>	
<i>Aricidea jeffreysi</i>		<i>Lacnome kroyeri</i>	
<i>Aricidea suecica</i>		<i>Laphania boeckii</i>	
<i>Autotytus cornutus**</i>		<i>Leaena abranchiata</i>	
<i>Brada granosa</i>		<i>Leiochone polaris</i>	
<i>Brada inhabilis</i>		<i>Lumbriclymene minor</i>	
<i>Brada villosa</i>		<i>Lumbrineris fragilis</i>	
<i>Branchiomma infarcta</i>		<i>Lumbrineris minuta</i>	
<i>Capitella capitata</i>		<i>Lumbrineris tenuis</i>	
<i>Chaetozone setosa</i>		<i>Maldane sarsi</i>	
<i>Chaetozone</i> sp.		<i>Melinna cristata</i>	
<i>Chitinopoma fabricii</i>		<i>Micronephthys minuta</i>	
<i>Chone dumeri</i>		<i>Microspio</i> sp.	
<i>Chone infundibuliformis</i>		<i>Myriochele heeri</i>	
<i>Chone</i> sp. a		<i>Mystides borealis</i>	
<i>Chone</i> sp. b.		<i>Nephtys ciliata</i>	
<i>Cossura longocirrata</i>		<i>Nephtys paradoxa</i>	
<i>Diplocirrus glaucus</i>		<i>Nereimyra aphroditoides</i>	
<i>Enipo gracilis</i>		<i>Nereis zonata*</i>	
<i>Ephesiella minuta</i>		<i>Nicolea zostericola</i>	
<i>Ephesiella peripatus</i>		<i>Nicomache lumbricalis</i>	
<i>Eteone barbata</i>		<i>Nicomache quadrispinata</i>	
<i>Eteone flava</i>		<i>Owenia fusiformis</i>	
<i>Eteone longa</i>		<i>Parahesion</i> sp.	
<i>Eteone spetsbergensis</i>		<i>Paraonis gracilis</i>	
<i>Euchone analis</i>		<i>Paraonis</i> sp. a	
<i>Euchone papillosa</i>		<i>Paraonis</i> sp. b	
<i>Eumida</i> sp. a		<i>Petaloproctus tenuis</i>	
<i>Eumida</i> sp. b		<i>Pherusa plumosa</i>	
<i>Euphrosine borealis</i>		<i>Pholoe minuta</i>	
<i>Euphrosine cirrata</i>		<i>Phyllodoce groenlandica</i>	
<i>Eusyllis blomstrandii</i>		<i>Pionosyllis compacta</i>	
<i>Exogone dispar</i>		<i>Pionosyllis</i> sp.	
<i>Exogone naidina</i>		<i>Pista flexuosa</i>	

Table 1. (cont'd.)

Species	No.	Species	No.
ANNELIDA: Polychaeta		<i>Andaniella pectinata</i>	
<i>Pista maculata</i>		<i>Anonyx compactus</i>	
<i>Polycirrus medusa</i>		<i>Anonyx debruynei</i>	
<i>Polydora caeca</i>		<i>Anonyx lilljeborgi</i>	
<i>Polydora caulleryi</i>		<i>Anonyx nugax</i>	
<i>Polydora quadrilobata</i>		<i>Anonyx sp.</i>	
<i>Polydora sp.</i>		<i>Argissa hamatipes</i>	
<i>Potamilla neglecta</i>		<i>Arrhinopsis longicornis</i>	
<i>Praxillella affinis</i>		<i>Arrhinopsis sp.</i>	
<i>Praxillella gracilis</i>		<i>Bathymedon obtusifrons</i>	
<i>Praxillella praetermissa</i>		<i>Boeckosimus edwardsi</i>	
<i>Prionospio steenstrupi</i>		<i>Byblis gaimardi</i>	
<i>Proclea graffi</i>		<i>Caprella dubia</i>	
<i>Pygospio elegans</i>		<i>Caprella septentrionalis</i>	
<i>Rhodine loveni</i>		<i>Dulichia porrecta</i>	
<i>Sabella crassicornis</i>		<i>Eriethonius tolli</i>	
<i>Sabellides borealis</i>		<i>Eusirus cuspidatus*</i>	
<i>Sabellides octocirrata</i>		<i>Gammaropsis maculata</i>	
<i>Scalibregma inflatum</i>		<i>Gitanopsis inermis</i>	
<i>Scoloplos armiger</i>		<i>Guernea nordenskioldi</i>	
<i>Sphaerodorum gracile</i>		<i>Halirages fulvocinctus</i>	
<i>Sphaerosyllis erinaceus</i>		<i>Halirages megalops</i>	
<i>Spio filicornis</i>		<i>Haploops laevis</i>	
<i>Spirorbis sp.</i>		<i>Haploops tubicola</i>	
<i>Spirorbis sp.</i>		<i>Harpinia serrata</i>	
<i>Spirorbis sp.</i>		<i>Harpinia sp.**</i>	
<i>Stauronereis caecus</i>		<i>Hippomedon propinquus</i>	
<i>Syllis cornuta</i>		<i>Ischyrocerus anguipes</i>	
<i>Syllis fasciata</i>		<i>Ischyrocerus latipes</i>	
<i>Terebellides stroemi</i>		<i>Ischyrocerus megalops</i>	
<i>Tharyx acutus</i>		<i>Ischyrocerus nanoides</i>	
<i>Thelepus cincinnatus</i>		<i>Lembos sp.</i>	
<i>Trichobranchus glacialis</i>		<i>Lepidepecreum umbo*</i>	
ARTHROPODA: Amphipoda		<i>Melita dentata</i>	
<i>Acanthonotozoma cristatum*</i>	91	<i>Melita quadrispinosa</i>	
<i>Acanthonotozoma inflatum*</i>		<i>Melita sp.</i>	
<i>Acanthonotozoma serratum</i>		<i>Mesopleustes sp.</i>	
<i>Aceroides l. latipes</i>		<i>Metopa boeckii</i>	
<i>Aceroides sp.</i>		<i>Metopa bruzelii</i>	
<i>Aeginina longicornis</i>		<i>Metopa cariana</i>	
<i>Ampelisca eschrichti</i>		<i>Metopa groenlandica</i>	
<i>Ampelisca macrocephala</i>		<i>Metopa robusta</i>	
<i>Amphithopsis longicaudata</i>		<i>Metopa sp.</i>	
		<i>Metopella nasuta</i>	

Table 1. (cont'd.)

Species	No.	Species	No.
ARTHROPODA: Amphipoda		ARTHROPODA: Cumacea	19
<i>Metopella</i> sp.		<i>Brachydiastylis resima</i>	
<i>Monoculodes latimanus</i>		<i>Cumella</i> sp.	
<i>Monoculodes tuberculatus</i>		<i>Diastylis goodsiri</i>	
<i>Monoculodes</i> sp. c		<i>Diastylis lepechini</i>	
<i>Odius carinatus</i>		<i>Diastylis lucifera</i>	
<i>Oediceros borealis</i>		<i>Diastylis scorpioides</i>	
<i>Oediceros</i> sp.		<i>Diastylis</i> sp.	
<i>Orchomene groenlandica</i>		<i>Eudorella emarginata</i>	
<i>Orchomene macroserrata</i>		<i>Eudorella truncatula</i>	
<i>Orchomene minuta</i>		<i>Eudorellopsis deformis</i>	
<i>Orchomene serrata</i>		<i>Lamprops fuscata</i>	
<i>Paradulichia typica</i>		<i>Leptostylis ampullacea</i>	
<i>Paramphithoe hystrix</i> *		<i>Leptostylis longimana</i>	
<i>Pardalisca cuspidata</i>		<i>Leptostylis villosa</i>	
<i>Pardalisca tenuipes</i>		<i>Leucon acutirostris</i>	
<i>Paroediceros lynceus</i> **		<i>Leucon fulvus</i>	
<i>Paroediceros</i> sp.		<i>Leucon nasica</i>	
<i>Photis tenuicornis</i>		<i>Leucon nasicoides</i>	
<i>Phorocephalus holbolli</i>		<i>Leucon pallidus</i>	
<i>Pleustes media</i>		ARTHROPODA: Decapoda	8
<i>Pleustes panopla</i>		<i>Argis dentata</i> *	
<i>Pleusymtes</i> sp.		<i>Eualus gaimardi</i> *	
<i>Pontoporeia femorata</i>		<i>Lebbeus groenlandica</i> *	
<i>Protomedeia fasciata</i>		<i>Lebbeus polaris</i> *	
<i>Rhachotropis aculeata</i> *		<i>Sabinea septemcarinata</i> *	
<i>Schisturella pulchra</i> *		<i>Sclerocrangon boreas</i> *	
<i>Socarnes bidenticulatus</i>		<i>Spirontocaris phippii</i> *	
<i>Socarnes vahli</i>		<i>Spirontocaris spinus</i>	
<i>Socarnes</i> sp.		ARTHROPODA: Isopoda	21
<i>Stegocephalus inflatus</i> *		<i>Arcturus baffini</i>	
<i>Stenopleustes pulchella</i>		<i>Desmosoma lineare</i>	
<i>Syrrhoe crenulata</i>		<i>Eugerda globiceps</i>	
<i>Syrrhoe</i> sp.		<i>Eurycope mutica</i>	
<i>Tiron spiniferum</i>		<i>Eurycope pygmaea</i>	
<i>Tryphosella schneideri</i>		<i>Eurycope</i> sp.	
<i>Unciola leucopis</i>		<i>Gnathia dentata</i>	
<i>Westwoodilla brevicalar</i>		<i>Gnathia elongata</i>	
<i>Westwoodilla megalops</i>		<i>Gnathia maxillaris</i>	
ARTHROPODA: Cirripedia	2	<i>Iollella erostrata</i>	
<i>Balanus balanus</i>		<i>Janiropsis</i> sp.	
<i>Balanus crenatus</i>			

Table 1. (cont'd.)

Species	No.	Species	No.
ARTHROPODA: Isopoda	21	ARTHROPODA: Tanaidacea	10
<i>Munna boeckii</i>		<i>Cryptocope arctica</i>	
<i>Munna fabricii</i>		<i>Heterotanais oerstedii</i>	
<i>Munna kroyeri</i>		<i>Leptognathia longiremis</i>	
<i>Munna limicola</i>		<i>Paratanais batei</i>	
<i>Pleurogonium inerme</i>		<i>Pseudotanais lilljeborgi</i>	
<i>Pleurogonium spinosissimum</i>		<i>Pseudotanais macrocheles</i>	
<i>Pseudarachna hirsuta</i>		<i>Pseudotanais</i> sp.	
<i>Synidotea bicuspida</i> *		<i>Sphyrapus anomalus</i>	
<i>Synidotea</i> sp. a		<i>Typhlotanais aquiremis</i>	
<i>Synidotea</i> sp. b*		<i>Typhlotanais finmarchicus</i>	
ARTHROPODA: Mysidacea	1	ASCHELMINTHES: Nematoda	1
<i>Erythropros erythroptalma</i> **		Nematode	
ARTHROPODA: Nebaliacea	1	BRACHIOPODA	2
<i>Nebalia hipes</i>		<i>Atretia gnomon</i>	
ARTHROPODA: Ostracoda	11	<i>Hemithyris psittacea</i>	
<i>Cythereis tuberculata</i>		CHORDATA: Ascidiacea	17
<i>Cytheridea</i> sp.		<i>Aplidium glabrum</i>	
<i>Cytherois</i> sp.		<i>Ascidia callosa</i>	
<i>Cytheropteron punctatum</i>		<i>Boltenia echinata</i>	
<i>Cytheropteron</i> sp.		<i>Boltenia ovifera</i> *	
<i>Hemicythere finmarchica</i>		<i>Botrylloides aureum</i>	
<i>Hemicythere quadridentata</i>		<i>Chelyosoma</i> sp.	
<i>Hemicythere</i> sp. a		<i>Ciona intestinalis</i>	
<i>Hemicythere</i> sp. b		<i>Cnemidocarpa</i> sp.	
<i>Macrocythere simplex</i>		<i>Didemnum albidum</i>	
<i>Philomedes globosus</i>		<i>Halocynthia pyriformis</i>	
ARTHROPODA: Pycnogonida	12	<i>Kukenthalia borealis</i>	
<i>Boreonymphon abyssorum</i> *		<i>Molgula</i> sp.	
<i>Colossendeis proboscidea</i> *		<i>Pelonaia corrugata</i>	
<i>Eurycyde hispida</i>		<i>Polycitor vitreus</i>	
<i>Nymphon elegans</i> *		<i>Styela coriacea</i>	
<i>Nymphon hirtipes</i>		<i>Styela rustica</i>	
<i>Nymphon longitarse</i> *		<i>Synoicum pulmonaria</i>	
<i>Nymphon macrum</i> *		COELENTERATA: Anthozoa	5
<i>Nymphon mixtum</i> ?*		<i>Drifa glomerata</i> *	
<i>Nymphon serratum</i> *		<i>Edwardsia</i> sp.	
<i>Nymphon stromi</i> *		<i>Gersemia rubiformis</i>	
<i>Pseudopallene brevicollis</i> *		<i>Halocampa arctica</i> *	
<i>Pseudopallene circularis</i>		<i>Hormathia nodosa</i> *	

Table 1. (cont'd.)

Species	No.	Species	No.
COELENTERATA:Hydrozoa Hydrozoan	1	MOLLUSCA:Amphineura <i>Lophyrochiton albus</i> <i>Tonicella marmorea</i>	2
ECHINODERMATA:Asteroidea <i>Ctenodiscus crispatus*</i> <i>Henricia eschrichti</i> <i>Henricia scabrior</i> <i>Leptasterias groenlandica</i> <i>Leptasterias polaris</i> <i>Lophaster furcifer*</i> <i>Poraniomorpha tumida</i> <i>Pteraster militaris*</i> <i>Pteraster obscurus*</i> <i>Pteraster pulvillus*</i> <i>Solaster endeca*</i> <i>Solaster papposus</i> <i>Solaster syrtensis*</i> <i>Stephanasterias albula</i>	14	MOLLUSCA:Cephalopoda <i>Bathypolypus arcticus*</i> <i>Rossia molleri*</i> <i>Rossia palpebrosa*</i>	3
ECHINODERMATA:Crinoidea <i>Heliometra glacialis</i>	1	Mollusca:Gastropoda <i>Acmaea rubella</i> <i>Admete couthouyi</i> <i>Alvania sp.</i> <i>Aquilonaria turneri (shell)*</i> <i>Astyris rosacea</i> <i>Boreotrophon clathratus</i> <i>Boreotrophon fabricii</i> <i>Boreotrophon truncatus*</i> <i>Buccinum hydrophanum*</i> <i>Buccinum tenue*</i> <i>Buccinum undatum</i> <i>Cadlina laevis</i> <i>Capulaacmaea radiata*</i> <i>Cingula arenaria</i> <i>Cingula moerchi</i> <i>Colus islandicus*</i> <i>Colus pubescens</i> <i>Colus stimpsoni</i> <i>Colus tortuosus</i> <i>Cylichna alba</i> <i>Cylichna occulta</i> <i>Hydrobia minuta</i> <i>Lepeta caeca</i> <i>Lunatia pallida</i> <i>Margarites costalis</i> <i>Margarites groenlandicus</i> <i>Margarites olivaceus</i> <i>Margarites umbilicalis</i> <i>Margarites vahli</i> <i>Marsenia glabra*</i> <i>Moelleria costulata</i> <i>Natica clausa*</i> <i>Neptunea despecta*</i> <i>Nudibranch*</i> <i>Oenopota arctica</i> <i>Oenopota declivis*</i>	55
ECHINODERMATA:Echinoidea <i>Strongylocentrotus droebachiensis</i>	1		
ECHINODERMATA:Holothuroidea <i>Cucumaria calcigera*</i> <i>Myriotrochus rinki</i> <i>Psolus fabricii</i> <i>Psolus phantapus</i> <i>Thyonidium sp.</i> Holothuroid	6		
ECHINODERMATA:Ophiuroidea <i>Amphiura sundevalli</i> <i>Ophiacantha bidentata</i> <i>Ophiocten sericeum*</i> <i>Ophiopus arcticus</i> <i>Ophiura robusta</i> <i>Ophiura sarsi*</i> <i>Stegophiura nodosa</i>	7		
ECTOPROCTA <i>Alcyonidium gelatinosum</i> <i>Microporina articulata</i>	2		

Table 1. (cont'd.)

Species	No.	Species	No.
MOLLUSCA:Gastropoda			
<i>Oenopota incisula</i>		<i>Periploma abyssorum</i>	
<i>Oenopota obliqua?*</i>		<i>Serripes groenlandicus</i>	
<i>Oenopota turricula</i>		<i>Thracia myopsis?*</i>	
<i>Onchidiopsis sp.*</i>		<i>Thyasira gouldi</i>	
<i>Philine finmarchia</i>			
<i>Puncturella noachina</i>		NEMERTINA	3
<i>Retusa obtusa</i>		Nemertean	
<i>Scissurella crispata</i>		Nemertean	
<i>Tachyrhynchus reticulatus</i>		Nemertean	
<i>Taranis amoena</i>			
Tectibranch*		PLATYHELMINTHES:Turbellaria	1
<i>Trichotropis bicarinata</i>		Turbellarian	
<i>Trichotropis borealis</i>			
<i>Trichotropis conica</i>		PORIFERA	7
<i>Velutina plicatilis*</i>		<i>Mycale lingua*</i>	
<i>Velutina undata</i>		<i>Polymastia mammillaris*</i>	
<i>Velutina velutina</i>		<i>Polymastia sp.</i>	
<i>Velutina sp.*</i>		<i>Tetilla sibirica*</i>	
<i>Volutopsius norvegicus*</i>		Sponge	
		Sponge	
		Sponge	
MOLLUSCA:Pelecypoda	24		
<i>Astarte borealis</i>		PRIAPULIDA	1
<i>Astarte crenata*</i>		<i>Priapululus caudatus</i>	
<i>Astarte montagui</i>			
<i>Axinopsida orbiculata**</i>		SIPUNCULIDA	2
<i>Chlamys islandica*</i>		<i>Golfingia eremita</i>	
<i>Clinocardium ciliatum</i>		<i>Golfingia margaritacea</i>	
<i>Dacrydium vitreum</i>			
<i>Hiatella arctica</i>		TOTAL	448
<i>Macoma calcarea</i>			
<i>Macoma moesta</i>			
<i>Macoma torelli</i>			
<i>Musculus corrugatus*</i>			
<i>Musculus discors</i>			
<i>Musculus niger</i>			
<i>Mya truncata</i>			
<i>Nucula belloti</i>			
<i>Nuculana minuta</i>			
<i>Nuculana pernula</i>			
<i>Pandora glacialis</i>			
<i>Pecten groenlandicus</i>			

* Collected by dredge or trawl.

** Collected from grab samples not included in this report.

Table 2. Coordinates of stations sampled by grab in the station 5 area of upper Frobisher Bay, 1967-1970.

Station	North Latitude	West Longitude
5a	63°40'	68°26.7'
5	63°40.2'	68°26.3'
5c	63°39'	68°25.9'
5d	63°40.4'	68°26.2'
5e	63°40.3'	68°26.2'
5f	63°39.8'	68°26.1'
5g	63°39.6'	68°25.7'

Table 3. Associated data for stations sampled by grab in upper Frobisher Bay, 1967-1970.

Station	Date	Time		No. of Grabs	Sampled Area (m ²)	Water Depth (m)	Temp. (°C)	Sal. (‰)
		(AST)	(GMT)					
67-5a	10 Dec 67	1030	1430	6	0.39	37	-1.81	33.19
68-5a	13 Feb 68	1700	2100	5	0.33	30	-1.80	33.69
68-5a	30 Apr 68	1530	1930	6	0.39	26	-1.82	33.56
68-5a	1 Aug 68	1000	1400	6	0.39	26	-1.35	32.15
68-5a	20 Aug 68	1430	1830	6	0.39	32	-1.08	32.33
68-5	23 Jul 68	1700	2100	6	0.39	45	-1.62	32.49
68-5	20 Aug 68	1330	1730	6	0.39	60	-1.03	32.40
68-5	3 Sep 68	1415	1815	6	0.39	60	-0.51	32.51
68-5	8 Oct 68	1415	1815	6	0.39	62	-0.19	32.61
69-5	5 Jan 69	0130	0530	6	0.39	52	-1.81	33.10
69-5	14 Mar 69	1800	2200	6	0.39	53	-1.83	33.09
69-5	14 Jun 69	1645	2045	6	0.39	50	-1.75	33.11
70-5	23 May 70	1630	2030	6	0.39	57	-1.74	33.06
70-5	6 Aug 70	1300	1700	6	0.39	72	-0.64	32.38
69-5c	23 Aug 69	1330	1730	6	0.39	31	0.22	32.38
69-5d	23 Aug 69	1235	1635	6	0.39	43	0.22	32.38
69-5e	23 Aug 69	1055	1455	6	0.39	58	0.11	32.42
69-5f	23 Aug 69	1005	1405	6	0.39	73	0.11	32.42

Table 4. Number of species, density, and biomass of invertebrates collected by grab from stations in upper Frobisher Bay, 1967-1970.

Station	Date	Number of Species	Density (no. m ⁻²)	Biomass (g m ⁻²)
67-5a	10 Dec 67	151	6740	59.35
68-5a	13 Feb 68	80	2856	30.65
68-5a	30 Apr 68	110	3990	131.00
68-5a	1 Aug 68	123	6418	32.37
68-5a	20 Aug 68	172	11881	137.86
68-5	23 Jul 68	139	6633	35.37
68-5	20 Aug 68	135	7683	21.75
68-5	3 Sep 68	124	5123	39.59
68-5	8 Oct 68	129	13407	27.87
69-5	5 Jan 69	111	11115	12.32
69-5	14 Mar 69	132	25343	12.39
69-5	14 Jun 69	125	12855	12.73
70-5	23 May 70	138	9210	17.31
70-5	6 Aug 70	159	7703	25.82
69-5c	23 Aug 69	170	15994	78.28
69-5d	23 Aug 69	175	10833	73.78
69-5e	23 Aug 69	159	8970	33.90
69-5f	23 Aug 69	132	7343	21.78

Table 5. Densities of benthic invertebrates collected by grab from station 5a in upper Frobisher Bay, 1967-1968. Data expressed as number of individuals per square meter (no. m⁻²).

Species	10 Dec	13 Feb	30 Apr	1 Aug	20 Aug
ANNELIDA: Polychaeta					
<i>Ammotrypane breviata</i>	7.5			7.5	
<i>Ampharete arctica</i>	2.5				2.5
<i>Amphitrite cirrata</i>			2.5	2.5	
<i>Apistobranchus tullbergi</i>			5.0	17.5	2.5
<i>Aricidea jeffreysi</i>	7.5	9.0	7.5	55.0	20.0
<i>Aricidea suecica</i>	40.0	39.0	30.0	57.5	55.0
<i>Brada inhabilis</i>					2.5
<i>Branchiomma infarcta</i>	10.0	3.0	15.0	2.5	22.5
<i>Capitella capitata</i>	10.0	3.0	5.0	57.5	32.5
<i>Chaetozone setosa</i>	137.5	54.0	112.5	105.0	157.5
<i>Chaetozone sp.</i>	17.5		10.0	12.5	67.5
<i>Chitinopora fabricii</i>	22.5	3.0	12.5		22.5
<i>Chone dumeri</i>	5.0		2.5	2.5	7.5
<i>Chone sp. a</i>	455.0	243.0	212.5	87.5	577.5
<i>Chone sp. b</i>	165.0		20.0	50.0	242.5
<i>Cossura longocirrata</i>	97.5	57.0	155.0	570.0	667.5
<i>Diplocirrus glaucus</i>	22.5	3.0	7.5	25.0	15.0
<i>Enipo gracilis</i>		9.0	5.0		
<i>Ephesiella minuta</i>	7.5				17.5
<i>Eteone barbata</i>	10.0		2.5	2.5	
<i>Eteone flava</i>	10.0	3.0	12.5	7.5	5.0
<i>Eteone longa</i>		3.0	2.5	7.5	
<i>Eteone spetsbergensis</i>	2.5				
<i>Euchone analis</i>	37.5		20.0	10.0	50.0
<i>Euchone papillosa</i>	30.0	3.0	5.0	40.0	15.0
<i>Eumida sp. a</i>	2.5			5.0	12.5
<i>Eumida sp. b</i>					2.5
<i>Euphrosine borealis</i>		3.0			10.0
<i>Euphrosine cirrata</i>	2.5	3.0	2.5		7.5
<i>Eusyllis blomstrandii</i>	2.5				2.5
<i>Exogone dispar</i>			2.5	45.0	7.5
<i>Exogone naidina</i>	5.0		5.0	37.5	57.5
<i>Fabricia sabella</i>	100.0			7.5	7.5
<i>Flabelligera affinis</i>	12.5			5.0	10.0
<i>Gattyana cirrosa</i>				10.0	2.5
<i>Harmothoe extenuata</i>	2.5	3.0	5.0	10.0	35.0
<i>Harmothoe imbricata</i>	7.5		2.5		12.5
<i>Heteromastus sp.</i>	22.5	15.0	15.0	50.0	70.0
<i>Lanassa venusta</i>	7.5	3.0	12.5	47.5	22.5
<i>Laonome kroyeri</i>	5.0			2.5	
<i>Laphania boeckii</i>	7.5	3.0		2.5	2.5

Table 5. (cont'd.)

Species	10 Dec	13 Feb	30 Apr	1 Aug	20 Aug
ANNELIDA: Polychaeta					
<i>Lumbrineris fragilis</i>					2.5
<i>Lumbrineris minuta</i>	37.5	30.0	55.0	42.5	112.5
<i>Lumbrineris tenuis</i>	25.0				
<i>Maldane sarsi</i>	300.0	189.0	227.5	272.5	460.0
<i>Micronephthys minuta</i>				7.5	2.5
<i>Myriochele heeri</i>	87.5	42.0	62.5	47.5	22.5
<i>Mystides borealis</i>	12.5		7.5	7.5	10.0
<i>Nephtys ciliata</i>	2.5		2.5	5.0	
<i>Nephtys paradoxa</i>	5.0	9.0	15.0		7.5
<i>Nereimyra aphroditoides</i>				5.0	2.5
<i>Nicolea zostericola</i>	2.5				2.5
<i>Nicomache lumbricalis</i>	7.5	9.0	5.0	2.5	2.5
<i>Paraonis gracilis</i>	170.0	99.0	62.5	10.0	65.0
<i>Paraonis</i> sp. a			97.5	275.0	235.0
<i>Petaloproctus tenuis</i>	35.0		5.0	17.5	47.5
<i>Pholoe minuta</i>	217.5	27.0	122.5	357.5	575.0
<i>Phyllodoce groenlandica</i>	7.5	3.0	2.5	2.5	2.5
<i>Pionosyllis compacta</i>	22.5	6.0	22.5	82.5	137.5
<i>Pionosyllis</i> sp.					5.0
<i>Pista maculata</i>	195.0	72.0	72.5	57.5	152.5
<i>Polycirrus medusa</i>	37.5		7.5	42.5	135.0
<i>Polydora caeca</i>	60.0	6.0	37.5	15.0	80.0
<i>Polydora caulleryi</i>	20.0		5.0		2.5
<i>Polydora quadrilobata</i>			2.5	15.0	2.5
<i>Praxillella affinis</i>	17.5	27.0	42.5	152.5	152.5
<i>Prionospio steenstrupi</i>	10.0	3.0		12.5	5.0
<i>Rhodine loveni</i>				2.5	2.5
<i>Sabella crassicornis</i>	2.5				15.0
<i>Sabellides borealis</i>	2.5				
<i>Sabellides octocirrata</i>	140.0	9.0	32.5	180.0	122.5
<i>Scalibregma inflatum</i>	2.5	3.0	2.5	10.0	10.0
<i>Scoloplos armiger</i>	7.5	3.0	17.5	7.5	17.5
<i>Sphaerodorum gracile</i>	17.5	3.0	7.5		7.5
<i>Sphaerosyllis erinaceus</i>	17.5		2.5	37.5	107.5
<i>Spio filicornis</i>	7.5				10.0
<i>Spirorbis</i> sp.			2.5	5.0	
<i>Stauronereis caecus</i>		3.0	7.5	5.0	15.0
<i>Syllis cornuta</i>	50.0	30.0	27.5		45.0
<i>Syllis fasciata</i>	217.5	42.0	57.5	45.0	177.5
<i>Terebellides stroemi</i>	10.0	3.0	2.5	15.0	10.0
<i>Tharyx acutus</i>	55.0	33.0	72.5	117.5	157.5
<i>Thelepus cincinnatus</i>	67.5	21.0	30.0	10.0	85.0
<i>Trichobranchus glacialis</i>		3.0	10.0	10.0	10.0
Pieces of polychaetes				X	X

Table 5. (cont'd.)

Species	10 Dec	13 Feb	30 Apr	1 Aug	20 Aug
ARTHROPODA: Amphipoda					
<i>Aceroides l. latipes</i>				5.0	5.0
<i>Amphithops' longicaudata</i>		3.0			2.5
<i>Andaniella pectinata</i>					22.5
<i>Anonyx nugax</i>	15.0		7.5		7.5
<i>Arrhinopsis longicornis</i>				15.0	2.5
<i>Arrhinopsis sp.</i>				5.0	12.5
<i>Bathymedon obtusifrons</i>	5.0				
<i>Dulichia porrecta</i>	2.5				
<i>Gammaropsis maculata</i>	5.0				
<i>Gitanopsis inermis</i>	5.0				12.5
<i>Guernea nordenskioldi</i>	5.0			5.0	10.0
<i>Halirages megalops</i>				2.5	12.5
<i>Haploops laevis</i>			10.0		
<i>Ischyrocerus megalops</i>					5.0
<i>Metopa groenlandica</i>	5.0		2.5		5.0
<i>Metopella nasuta</i>					2.5
<i>Monoculodes latimanus</i>	7.5			5.0	7.5
<i>Monoculodes tuberculatus</i>	10.0		2.5	7.5	37.5
<i>Monoculodes sp. c</i>				7.5	15.0
<i>Odius carinatus</i>			2.5		
<i>Oediceros sp.</i>	7.5	3.0			
<i>Orchomene minuta</i>	2.5				
<i>Orchomene serrata</i>	12.5	3.0			10.0
<i>Pardalisca cuspidata</i>	5.0				10.0
<i>Phoxocephalus holbolli</i>	2.5			5.0	20.0
<i>Pontoporeia femerata</i>				10.0	
<i>Socarnes vahli</i>					5.0
<i>Syrrhoe crenulata</i>	20.0			7.5	27.5
<i>Syrrhoe sp.</i>				5.0	25.0
<i>Tryphosella schneideri</i>	115.0		2.5	5.0	12.5
<i>Westwoodilla brevicalar</i>	17.5		7.5	32.5	67.5
<i>Westwoodilla megalops</i>	5.0		2.5	2.5	5.0
Amphipod					7.5
ARTHROPODA: Cirripedia					
<i>Balanus balanus:</i>	5.0				
ARTHROPODA: Cumacea					
<i>Brachydiastylis resima</i>	7.5		2.5		7.5
<i>Cumella sp.</i>	140.0	18.0	15.0	100.0	250.0
<i>Diastylis scorpioides</i>	7.5		2.5		
<i>Eudorella emarginata</i>	2.5		2.5		20.0
<i>Eudorella truncatula</i>			5.0		7.5

Table 5. (cont'd.)

Species	10 Dec	13 Feb	30 Apr	1 Aug	20 Aug
ARTHROPODA: Cumacea					
<i>Leptostylis ampullacea</i>	5.0				10.0
<i>Leucon acutirostris</i>				5.0	52.5
<i>Leucon nasica</i>	2.5				
<i>Leucon nasicoides</i>	7.5	6.0		20.0	50.0
<i>Leucon pallidus</i>	2.5				
ARTHROPODA: Isopoda					
<i>Arcturus baffini</i>	2.5				
<i>Desmosoma lineare</i>	2.5			97.5	95.0
<i>Eurycope pygmaea</i>				2.5	2.5
<i>Gnathia elongata</i>					5.0
<i>Gnathia maxillaris</i>	2.5				10.0
<i>Janiropsis</i> sp.	17.5	6.0			50.0
<i>Munna boeckii</i>					2.5
<i>Munna fabricii</i>	5.0			2.5	10.0
<i>Munna kroyeri</i>					5.0
<i>Munna limicola</i>					7.5
ARTHROPODA: Ostracoda					
<i>Cythereis tuberculata</i>					12.5
<i>Cytheropteron punctatum</i>					2.5
<i>Hemicythere finmarchica</i>					7.5
<i>Hemicythere quadridentata</i>					5.0
<i>Hemicythere</i> sp. a					12.5
<i>Hemicythere</i> sp. b					10.0
<i>Philomedes globosus</i>	1170.0	537.0	717.5	1205.0	2625.0
ARTHROPODA: Pycnogonida					
<i>Eurycyde hispida</i>	10.0		5.0		
<i>Nymphon hirtipes</i>	30.0				
<i>Pseudopallene circularis</i>		6.0	7.5		7.5
Pycnogonid	2.5		7.5		5.0
ARTHROPODA: Tanaidacea					
<i>Cryptocope arctica</i>				22.5	55.0
<i>Heterotanais oerstedii</i>				12.5	
<i>Leptognathia longiremis</i>				17.5	
<i>Pseudotanais lilljeborgi</i>				15.0	2.5
ASCHELMINTHES: Nematoda					
Nematode	967.5	705.0	907.5	932.5	1895.0
BRACHIOPODA					
<i>Atretia gnomon</i>	5.0				
<i>Hemithyris psittacea</i>	65.0	21.0	15.0	7.5	32.5

Table 5. (cont'd.)

Species	10 Dec	13 Feb	30 Apr	1 Aug	20 Aug
CHORDATA: Ascidiacea					
<i>Ascidia callosa</i>	72.5		10.0	7.5	12.5
<i>Boltenia echinata</i>	2.5				
<i>Chelyosoma</i> sp.	2.5				
<i>Ciona intestinalis</i>	2.5				
<i>Didemnum albidum</i>	2.5				5.0
<i>Halocynthia pyriiformis</i>	2.5				
<i>Kukenthalia borealis</i>	7.5				
<i>Pelonaia corrugata</i>					10.0
<i>Styela coriacea</i>	2.5				
Ascidian	2.5	45.0	5.0		27.5
COELENTERATA: Anthozoa					
Anemone		3.0	5.0		2.5
ECHINODERMATA: Asteroidea					
<i>Henricia eschrichti</i>			2.5		
<i>Henricia scabrior</i>				5.0	
<i>Solaster papposus</i>				7.5	2.5
<i>Stephanasterias albula</i>	2.5			12.5	37.5
ECHINODERMATA: Echinoidea					
<i>Strongylocentrotus droebachiensis</i>			2.5	5.0	
ECHINODERMATA: Holothuroidea					
<i>Psolus fabricii</i>	2.5		2.5		2.0*
<i>Thyo idium</i> sp.					2.5
Holothuroid	5.0		7.5	2.5	2.5
Holothuroid			2.5		
ECHINODERMATA: Ophiuroidea					
<i>Amphiura sundevalli</i>	5.0	6.0	2.5	15.0	12.5
<i>Ophiacantha bidentata</i>	22.5	3.0	15.0	10.0	5.0
<i>Ophiopus arcticus</i>	142.5	111.0	70.0	57.5	160.0
<i>Stegophiura nodosa</i>	10.0		5.0	10.0	5.0
ECTOPROCTA					
<i>Microporina articulata</i>	2.5				
MOLLUSCA: Amphineura					
<i>Lophyrochiton albus</i>		6.0		7.5	
<i>Tonicella marmorea</i>					2.5
MOLLUSCA: Gastropoda					
<i>Acmaea rubella</i>	27.5		2.5		22.5

Table 5. (cont'd.)

Species	10 Dec	13 Feb	30 Apr	1 Aug	20 Aug
MOLLUSCA:Gastropoda					
<i>Astyris rosacea</i>	5.0				
<i>Buccinum undatum</i>					2.5
<i>Cingula arenaria</i>					2.5
<i>Colus tortuosus</i>	5.0				
<i>Cylichna alba</i>	15.0	6.0	7.5	5.0	5.0
<i>Lepeta caeca</i>	17.5	18.0	17.5	5.0	
<i>Lunatia pallida</i>					5.0
<i>Margarites olivaceus</i>	12.5		12.5	40.0	10.0
<i>Margarites umbilicalis</i>	42.5	12.0	35.0	5.0	15.0
<i>Margarites vahli</i>	12.5				20.0
<i>Moelleria costulata</i>					2.5
<i>Oenopota turricula</i>	5.0				
<i>Philine finmarchia</i>	2.5				
<i>Puncturella noachina</i>	7.5	6.0		7.5	37.5
<i>Retusa obtusa</i>	5.0				2.5
<i>Scissurella crispata</i>	32.5	3.0	2.5		32.5
<i>Tachyrhynchus reticulatus</i>	7.5			5.0	5.0
<i>Trichotropis bicarinata</i>					2.5
<i>Trichotropis conica</i>	5.0	6.0	5.0		5.0
<i>Velutina velutina</i>	10.0	3.0	2.5	2.5	2.5
Gastropod				15.0	5.0
MOLLUSCA:Pelecypoda					
<i>Astarte borealis</i>		6.0	5.0	7.5	5.0
<i>Astarte montagui</i>	17.5	15.0	12.5	15.0	15.0
<i>Dacrydium vitreum</i>	15.0	3.0	12.5		
<i>Hiatella arctica</i>	30.0	18.0	15.0		35.0
<i>Macoma calcarea</i>		9.0		5.0	
<i>Musculus discors</i>	27.5	12.0	10.0	20.0	37.5
<i>Musculus niger</i>				2.5	
<i>Mya truncata</i>	10.0	18.0	30.0	7.5	15.0
<i>Nucula belloti</i>	10.0	27.0	12.5	107.5	37.5
<i>Nuculana minuta</i>	60.0	6.0	22.5	25.0	20.0
<i>Pandora glacialis</i>	2.5				
<i>Thyasira gouldi</i>	52.5	27.0	52.5	95.0	95.0
NEMERTINA					
Nemertean	52.5	18.0	17.5	67.5	100.0
PLATYHEMINTHES:Turbellaria					
Turbellarian				5.0	20.0
PORIFERA					
Sponge	32.5	9.0	40.0	27.5	125.0

Table 5. (cont'd.)

Species	10 Dec	13 Feb	30 Apr	1 Aug	20 Aug
PRIAPULIDA					
<i>Priapulus caudatus</i>	15.0	3.0		5.0	2.5
SIPUNCULIDA					
<i>Golfingia eremita</i>	5.0				
<i>Golfingia margaritacea</i>	55.0	12.0	2.5	25.0	32.5
TOTAL	6740.0	2856.0	3990.0	6417.5	11880.5

*Sample value used for density because of disproportionate representation.

Table 6. Biomass of benthic invertebrates collected by grab from station 5a in upper Frobisher Bay, 1967-1968. Data expressed as grams per square meter (g m^{-2}).

Species	10 Dec	13 Feb	30 Apr	1 Aug	20 Aug
ANNELIDA: Polychaeta					
<i>Ammotrypane breviata</i>	0.0010			0.0008	
<i>Ampharete arctica</i>	0.0038				0.0035
<i>Amphitrite cirrata</i>			0.0735	0.0025	
<i>Apistobranchnus tullbergi</i>			0.0005	0.0005	0.0005
<i>Aricidea jeffreysi</i>	0.0003	0.0006	0.0003	0.0025	0.0010
<i>Aricidea suecica</i>	0.0050	0.0129	0.0053	0.0053	0.0058
<i>Brada inhabilis</i>					0.0318
<i>Branchiomma infareta</i>	0.8665	0.3120	0.8880	0.7335	1.6653
<i>Capitella capitata</i>	0.0013	0.0006	0.0015	0.0028	0.0050
<i>Chaetozone setosa</i>	0.0260	0.0471	0.0720	0.0833	0.0925
<i>Chaetozone sp.</i>	0.0073		0.0065	0.0063	0.0118
<i>Chitinopoma fabricii</i>	0.0045	0.0006	0.0013		0.0043
<i>Chone duneri</i>	0.0050		0.0038	0.0038	0.0140
<i>Chone sp. a</i>	0.2275	0.2340	0.1150	0.0220	0.2528
<i>Chone sp. b</i>	0.0330		0.0108	0.0050	0.0613
<i>Cossura longocirrata</i>	0.0015	0.0012	0.0035	0.0133	0.0138
<i>Diplocirrus glaucus</i>	0.0128	0.0018	0.0043	0.0228	0.0158
<i>Enipo gracilis</i>		0.3852	0.1040		
<i>Ephesiella minuta</i>	0.0028				0.0065
<i>Eteone barbata</i>	0.0103		0.0028	0.0038	
<i>Eteone flava</i>	0.0050	0.0042	0.0200	0.0048	0.0038
<i>Eteone longa</i>		0.0006	0.0013	0.0020	
<i>Eteone spetsbergensis</i>	0.0010				
<i>Euchone analis</i>	0.0315		0.0418	0.0058	0.0533
<i>Euchone papilloso</i>	0.0093	0.0030	0.0045	0.0020	0.0125
<i>Eumida sp. a</i>	0.0005			0.0005	0.0023
<i>Eumida sp. b</i>					0.0003
<i>Euphrosine borealis</i>		0.0033			0.0675
<i>Euphrosine cirrata</i>	0.0005	0.0006	0.0005		0.0005
<i>Eusyllis blomstrandii</i>	0.0008				0.0010
<i>Exogone dispar</i>			0.0001	0.0015	0.0003
<i>Exogone naidina</i>	0.0003		0.0003	0.0010	0.0013
<i>Fabricia sabella</i>	0.0030			0.0008	0.0005
<i>Flabelligera affinis</i>	0.2185			0.0125	0.0930
<i>Gattyana cirrosa</i>				0.0035	0.0050
<i>Harmothoe extenuata</i>	0.0020	0.0291	0.0020	0.0105	0.0520
<i>Harmothoe imbricata</i>	0.0163		0.0033		0.0110
<i>Heteromastus sp.</i>	0.0040	0.0033	0.0013	0.0085	0.0125
<i>Lanassa venusta</i>	0.0103	0.0042	0.0143	0.0330	0.0960
<i>Laonome kroyeri</i>	0.0018			0.0008	
<i>Laphania boeckii</i>	0.0048	0.0021		0.0005	0.0030

Table 6. (cont'd.)

Species	10 Dec	13 Feb	30 Apr	1 Aug	20 Aug
ANNELIDA: Polychaeta					
<i>Lumbrineris fragilis</i>					0.8045
<i>Lumbrineris minuta</i>	0.0400	0.0588	0.0915	0.0823	0.1558
<i>Lumbrineris tenuis</i>	0.0033				
<i>Maldane sarsi</i>	0.2068	0.2259	0.2080	0.2125	0.4023
<i>Micronephthys minuta</i>				0.0013	0.0005
<i>Myriochele heeri</i>	0.0645	0.0627	0.1160	0.0503	0.0388
<i>Mystides borealis</i>	0.0025		0.0010	0.0010	0.0018
<i>Nephtys ciliata</i>	0.1005		0.0915	0.7920	
<i>Nephtys paradoxa</i>	0.3848	0.5388	5.5353		2.8270
<i>Nereimyra aphroditoides</i>				0.0005	0.0018
<i>Nicolea zostericola</i>	0.0023				0.0013
<i>Nicomache lumbricalis</i>	0.5913	1.6803	1.3905	0.3835	0.2805
<i>Paraonis gracilis</i>	0.0073	0.0111	0.0075	0.0010	0.0075
<i>Paraonis</i> sp. a			0.0048	0.0103	0.0088
<i>Petaloproctus tenuis</i>	0.0103		0.0043	0.0098	0.0323
<i>Pholoe minuta</i>	0.0265	0.0057	0.0285	0.0528	0.0840
<i>Phyllodoce groenlandica</i>	0.2113	0.0015	0.0045	0.0395	0.0308
<i>Pionosyllis compacta</i>	0.0035	0.0015	0.0038	0.0148	0.0145
<i>Pionosyllis</i> sp.					0.0005
<i>Pista maculata</i>	7.3215	2.5941	1.7568	1.9010	6.7703
<i>Polycirrus medusa</i>	0.0318		0.0083	0.0610	0.1858
<i>Polydora caeca</i>	0.0375	0.0042	0.0268	0.0028	0.0403
<i>Polydora caulleryi</i>	0.0013		0.0005		0.0003
<i>Polydora quadrilobata</i>			0.0010	0.0060	0.0010
<i>Praxillella affinis</i>	0.0143	0.0186	0.0173	0.1075	0.0810
<i>Prionospio steenstrupi</i>	0.0025	0.0009		0.0025	0.0010
<i>Rhodine loveni</i>				0.0018	0.0018
<i>Sabella crassicornis</i>	0.0083				0.0850
<i>Sabellides borealis</i>	0.0045				
<i>Sabellides octocirrata</i>	0.0113	0.0021	0.0060	0.0258	0.0370
<i>Scalibregma inflatum</i>	0.0003	0.0012	0.0005	0.0005	0.0018
<i>Scoloplos armiger</i>	0.0068	0.0027	0.0085	0.0133	0.0178
<i>Sphaerodorum gracile</i>	0.0065	0.0102	0.0028		0.0010
<i>Sphaerosyllis erinaceus</i>	0.0005		0.0001	0.0005	0.0013
<i>Spio filicornis</i>	0.0005				0.0008
<i>Spirorbis</i> sp.			0.0008	0.0013	
<i>Stauronereis caecus</i>		0.0003	0.0008	0.0010	0.0013
<i>Syllis cornuta</i>	0.0208	0.0105	0.0108		0.0403
<i>Syllis fasciata</i>	0.2135	0.1266	0.1233	0.0475	0.2418
<i>Terebellides stroemi</i>	0.0010	0.0168	0.0040	0.0275	0.0040
<i>Tharyx acutus</i>	0.0213	0.0270	0.0243	0.0135	0.0410
<i>Thelepus cincinnatus</i>	3.5278	1.4511	2.3890	1.2725	6.7180
<i>Trichobranchus glacialis</i>		0.0048	0.0135	0.0178	0.0138
Pieces of polychaetes				0.0638	0.1350

Table 6. (cont'd.)

Species	10 Dec	13 Feb	30 Apr	1 Aug	20 Aug
ARTHROPODA:Amphipoda					
<i>Aceroides l. latipes</i>				0.0053	0.0020
<i>Amphithopsis longicaudata</i>		0.0006			0.0005
<i>Andaniella pectinata</i>					0.0013
<i>Anonyx nugax</i>	0.2050		0.4453		0.0310
<i>Arrhinopsis longicornis</i>				0.0025	0.0003
<i>Arrhinopsis</i> sp.				0.0008	0.0013
<i>Bathymedon obtusifrons</i>	0.0005				
<i>Dulichia porrecta</i>	0.0003				
<i>Gammaropsis maculata</i>	0.0023				
<i>Gitanopsis inermis</i>	0.0005				0.0005
<i>Guernea nordenskioldi</i>	0.0003			0.0008	0.0005
<i>Halirages megalops</i>				0.0001	0.0005
<i>Haplocps laevis</i>			0.0235		
<i>Ischyrocerus megalops</i>					0.0001
<i>Metopa groenlandica</i>	0.0013		0.0005		0.0008
<i>Metopella nasuta</i>					0.0001
<i>Monoculodes latimanus</i>	0.0038			0.0018	0.0038
<i>Monoculodes tuberculatus</i>	0.0043		0.0008	0.0020	0.0088
<i>Monoculodes</i> sp. c				0.0015	0.0033
<i>Odius carinatus</i>			0.0008		
<i>Oedicerus</i> sp.	0.0020	0.0021			
<i>Orchomene minuta</i>	0.0003				
<i>Orchomene serrata</i>	0.0100	0.0042			0.0025
<i>Pardalisca cuspidata</i>	0.0013				0.0030
<i>Phoxocephalus holbolli</i>	0.0005			0.0008	0.0060
<i>Pontoporeia femorata</i>				0.0093	
<i>Socarnes vahli</i>					0.0008
<i>Syrrhoe crenulata</i>	0.0133			0.0048	0.0130
<i>Syrrhoe</i> sp.				0.0001	0.0008
<i>Tryphosella schneideri</i>	0.0400		0.0008	0.0010	0.0010
<i>Westwoodilla brevicular</i>	0.0028		0.0008	0.0013	0.0048
<i>Westwoodilla megalops</i>	0.0010		0.0005	0.0001	0.0003
Amphipod					0.0001
ARTHROPODA:Cirripedia					
<i>Balanus balanus</i>	0.0318				
ARTHROPODA:Cumacea					
<i>Brachydiastylis resima</i>	0.0008		0.0005		0.0008
<i>Cumella</i> sp.	0.0450	0.0039	0.0033	0.0135	0.0598
<i>Diastylis scorpioides</i>	0.0025		0.0028		
<i>Eudorella emarginata</i>	0.0005		0.0013		0.0010
<i>Eudorella truncatula</i>			0.0010		0.0028

Table 6. (cont'd.)

Species	10 Dec	13 Feb	30 Apr	1 Aug	20 Aug
ARTHROPODA: Cumacea					
<i>Leptostylis ampullacea</i>	0.0023				0.0013
<i>Leucon acutirostris</i>				0.0003	0.0020
<i>Leucon nasica</i>	0.0003				
<i>Leucon nazicoides</i>	0.0008	0.0009		0.0018	0.0040
<i>Leucon pallidus</i>	0.0003				
ARTHROPODA: Isopoda					
<i>Arcturus baffini</i>	0.0118				
<i>Desmosoma lineare</i>	0.0003			0.0023	0.0023
<i>Eurycope pygmaea</i>				0.0001	0.0001
<i>Gnathia elongata</i>					0.0013
<i>Gnathia maxillaris</i>	0.0003				0.0013
<i>Janiropsis</i> sp.	0.0088	0.0075			0.0165
<i>Munna boeckii</i>					0.0001
<i>Munna fabricii</i>	0.0003			0.0003	0.0005
<i>Munna kroyeri</i>					0.0003
<i>Munna limicola</i>					0.0004
ARTHROPODA: Ostracoda					
<i>Cythereis tuberculata</i>					0.0008
<i>Cytheropteron punctatum</i>					0.0001
<i>Hemicythere finmarchica</i>					0.0003
<i>Hemicythere quadridentata</i>					0.0003
<i>Hemicythere</i> sp. a					0.0008
<i>Hemicythere</i> sp. b					0.0005
<i>Philomedes globosus</i>	0.3410	0.1110	0.1715	0.2225	0.2925
ARTHROPODA: Pyconogonida					
<i>Eurycyde hispida</i>	0.0113		0.0055		
<i>Nymphon hirtipes</i>	0.2500				
<i>Pseudopallene circularis</i>		0.0027	0.0035		0.0035
Pycnogonid	0.0023		0.0068		0.0003
ARTHROPODA: Tanaidacea					
<i>Cryptocope arctica</i>				0.0010	0.0035
<i>Heterotanais oerstedii</i>				0.0005	
<i>Leptognathia longiremis</i>				0.0005	
<i>Pseudotanais lilljeborgi</i>				0.0003	0.0001
ASCHELMINTHES: Nematoda					
Nematode	0.0500	0.0192	0.0350	0.0328	0.0523
BRACHIOPODA					
<i>Atretia gnomon</i>	0.0015				
<i>Hemithyris psittacea</i>	0.0968	0.0663	0.0068	0.0025	0.0548

Table 6. (cont'd.)

Species	10 Dec	13 Feb	30 Apr	1 Aug	20 Aug
CHORDATA: Ascidiacea					
<i>Ascidia callosa</i>	4.0380		0.4658	0.1768	1.9435
<i>Boltenia echinata</i>	0.0260				
<i>Chelyosoma</i> sp.	0.0040				
<i>Ciona intestinalis</i>	0.1510				
<i>Didemnum albidum</i>	0.7595				0.0495
<i>Halocynthia pyriformis</i>	0.0573				
<i>Kukenthalia borealis</i>	0.0445				
<i>Pelonaia corrugata</i>					0.1270
<i>Styela coriacea</i>	0.0718				
Ascidian	0.0308	0.2337	0.0783		0.1495
COELENTERATA: Anthozoa					
Anemone		0.0057	0.0098		0.0200
ECHINODERMATA: Asteroidea					
<i>Henricia eschrichti</i>			0.1828		
<i>Henricia scabrior</i>				0.0573	
<i>Solaster papposus</i>				0.0063	0.0628
<i>Stephanasterias albula</i>	0.0083			0.1210	0.1725
ECHINODERMATA: Echinoidea					
<i>Strongylocentrotus droebachiensis</i>			0.0013	9.8293	
ECHINODERMATA: Holothuroidea					
<i>Psolus fabricii</i>	0.0200		0.0003		14.8300*
<i>Thyonidium</i>					0.2628
Holothuroid	0.0083		0.0105	0.0035	0.0023
Holothuroid			2.2580		
ECHINODERMATA: Ophiuroidea					
<i>Amphiura sundevalli</i>	0.2525	0.2685	0.0520	0.3625	0.3818
<i>Ophiacantha bidentata</i>	2.5468	0.3246	2.8710	1.6868	0.5410
<i>Ophiopus arcticus</i>	2.0633	0.7338	0.8918	1.7965	2.5435
<i>Stegophiura nodosa</i>	0.0283		0.0365	0.1085	0.0473
ECTOPROCTA					
<i>Microporina articulata</i>	0.0180				
MOLLUSCA: Amphineura					
<i>Lophyrochiton albus</i>		0.0021		0.0030	
<i>Tonicella marmorea</i>					0.0670
MOLLUSCA: Gastropoda					
<i>Acmaea rubella</i>	0.0095		0.0025		0.0410

Table 6. (cont'd.)

Species	10 Dec	13 Feb	30 Apr	1 Aug	20 Aug
MOLLUSCA:Gastropoda					
<i>Astyris rosacea</i>	0.0095				
<i>Buccinum undatum</i>					7.3178
<i>Cingula arenaria</i>					0.0025
<i>Colus tortuosus</i>	0.00040				
<i>Cylichna alba</i>	0.0540	0.0522	0.0385	0.0123	0.0153
<i>Lepeta caeca</i>	0.1338	0.0825	0.1020	0.0038	
<i>Lunatia pallida</i>					0.0053
<i>Margarites olivaceus</i>	0.0540		0.0588	0.0425	0.0440
<i>Margarites umbilicalis</i>	0.2430	0.0852	0.2485	0.1750	0.0258
<i>Margarites vahli</i>	0.0083				0.0043
<i>Moelleria costulata</i>					0.0025
<i>Oenopota turricula</i>	0.0095				
<i>Philine finmarchia</i>	0.0013				
<i>Puncturella noachina</i>	0.0023	0.0018		0.0038	0.0060
<i>Retusa obtusa</i>	0.0015				0.0010
<i>Scissurella crispata</i>	0.0065	0.0006	0.0003		0.0030
<i>Tachyrhynchus reticulatus</i>	0.0488			0.0293	0.0075
<i>Trichotropis bicarinata</i>					0.0010
<i>Trichotropis conica</i>	0.0043	0.0006	0.0033		0.0028
<i>Velutina velutina</i>	0.0468	0.0015	0.0015	0.0003	0.0005
Gastropod				0.0028	0.0013
MOLLUSCA:Pelecypoda					
<i>Astarte borealis</i>		1.6323	2.3673	2.2853	1.8515
<i>Astarte montagui</i>	0.8505	0.5838	0.8890	0.6730	1.3400
<i>Dacrydium vitreum</i>	0.0018	0.0015	0.0028		
<i>Hiatella arctica</i>	12.3250	8.2800	3.0025		19.2250
<i>Macoma calcarea</i>		1.6263		0.0723	
<i>Musculus discors</i>	1.0775	0.4323	0.7275	1.7300	1.0630
<i>Musculus niger</i>				0.2593	
<i>Mya truncata</i>	17.6750	7.8600	100.0000	6.1250	62.5000
<i>Nucula belloti</i>	0.0033	0.1668	0.0125	0.0163	0.0295
<i>Nuculana minuta</i>	0.0943	0.0237	0.0428	0.0488	0.0520
<i>Pandora glacialis</i>	0.0648				
<i>Thyasira gouldi</i>	0.0135	0.0054	0.0165	0.0288	0.0270
NEMERTINA					
Nemertean	0.4700	0.0144	0.0165	0.0393	0.0940
PLATYHELMINTHES:Turbellaria					
Turbellarian				0.0010	0.0420
PORIFERA					
Sponge	0.2375	0.0954	2.6350	0.0983	0.6008

Table 6. (cont'd.)

Species	10 Dec	13 Feb	30 Apr	1 Aug	20 Aug
PRIAPULIDA					
<i>Priapulus caudatus</i>	0.0053	0.0003		0.0005	0.0003
SIPUNCULIDA					
<i>Golfingia eremita</i>	0.0985				
<i>Golfingia margaritacea</i>	0.1045	0.0150	0.0005	0.0465	0.0430
TOTAL	59.3493	30.6522	131.0022	32.3714	137.8572

*Sample value used for biomass because of disproportionate representation.

Table 7. (cont'd.)

Species	1968				1969			1970	
	23 Jul	20 Aug	3 Sep	8 Oct	5 Jan	14 Mar	14 Jun	23 May	6 Aug
ANNELIDA: Polychaeta									
<i>Tharyx acutus</i>	150.0	335.0	12.5	132.5	185.0	367.5	220.0	212.5	625.0
<i>Thelepus cincinnatus</i>	7.5				2.5		2.5		
<i>Trichobranchus glacialis</i>	2.5	5.0			X	X	X	X	X
Pieces of polychaetes	X		X						
ARTHROPODA: Amphipoda									
<i>Acanthonotozoma serratum</i>	2.5	2.5	2.5		5.0		10.0		2.5
<i>Aceroides l. latipes</i>									2.5
<i>Aeginina longicornis</i>	2.5			2.5		2.5	2.5		5.0
<i>Ampelisca eschrichti</i>						2.5			
<i>Ampelisca macrocephala</i>									
<i>Amphithopsis longicaudata</i>	2.5			2.5		2.5	5.0	5.0	
<i>Andaniella pectinata</i>	5.0	7.5	42.5	2.5					
<i>Anonyx debruyini</i>	2.5			2.5					
<i>Anonyx lilljeborgi</i>						5.0		7.5	
<i>Anonyx nugar</i>	2.5								
<i>Anonyx</i> sp.		5.0							
<i>Argissa hamatipes</i>	5.0		2.5						2.5
<i>Arrhinopsis longicornis</i>									7.5
<i>Arrhinopsis</i> sp.	5.0	25.0	5.0	7.5	17.5	17.5	7.5	22.5	2.5
<i>Bathymedon obtusifrons</i>		10.0	5.0	2.5	2.5	2.5			7.5
<i>Boeckosimus edwardsi</i>			5.0		2.5				2.5
<i>Byblis gaimardi</i>				302.5		2.5			7.5
<i>Caprella dubia</i>				2.5					
<i>Caprella septentrionalis</i>				5.0	5.0	17.5	2.5	10.0	2.5
<i>Dulichia porrecta</i>				50.0			5.0	2.5	7.5
<i>Erichthonius tolli</i>		25.0	2.5	2.5					
<i>Gammaropsis maculata</i>			5.0						
<i>Gitanopsis inermis</i>		2.5	2.5	2.5	5.0	30.0	2.5	10.0	
<i>Guerneia nordenskioldi</i>		2.5	2.5	2.5			12.5		
<i>Haploops tubicola</i>	37.5	57.5	45.0	2.5	7.5	42.5	42.5	10.0	40.0
<i>Harpinia serrata</i>	10.0								

Table 7. (cont'd.)

Species	1968			1969			1970		
	23 Jul	20 Aug	3 Sep	8 Oct	5 Jan	14 Mar	14 Jun	23 May	6 Aug
ARTHROPODA:Amphipoda									
<i>Pleusymtes</i> sp.					15.0	10.0		10.0	2.5
<i>Protomedea fasciata</i>		2.5		2.5					2.5
<i>Socarnes vahli</i>			5.0					7.5	
<i>Stenopleustes pulchella</i>	2.5								2.5
<i>Syrphoe crenulata</i>		7.5							
<i>Syrphoe</i> sp.		5.0						7.5	2.5
<i>Tiron spiniferum</i>		7.5							5.0
<i>Tryphosella schneideri</i>		7.5		2.5			2.5		20.0
<i>Unciola leucopsis</i>	15.0	30.0		5.0	7.5	15.0		2.5	2.5
<i>Westwoodilla brevicolar</i>		2.5		7.5	10.0	15.0		5.0	17.5
<i>Westwoodilla megalops</i>	5.0	42.5	47.5	35.0		22.5	10.0	25.0	
Amphipods									
ARTHROPODA:Cirripedia									
<i>Balanus balanus</i>	5.0	60.0	20.0	5.0		5.0	17.5	2.5	7.5
<i>Balanus crenatus</i>				57.5					10.0
ARTHROPODA:Cumacea									
<i>Brachydiastylis resima</i>	5.0	27.5	5.0	5.0	25.0	22.5	17.5	10.0	2.5
<i>Cumella</i> sp.	57.5	67.5	32.5	35.0	2.5	42.5	7.5	17.5	10.0
<i>Diastylis goodsiri</i>	2.5		2.5					2.5	
<i>Diastylis lepechini</i>			2.5						
<i>Diastylis lucifera</i>	2.5		5.0	5.0		2.5	5.0	2.5	
<i>Diastylis scordioides</i>	17.5	17.5	17.5	12.5	7.5	20.0	5.0	17.5	10.0
<i>Eudorella emarginata</i>		2.5	2.5		10.0	2.5	2.5	2.5	2.5
<i>Eudorella truncatula</i>			5.0						
<i>Eudorellopsis deformis</i>		5.0	2.5	32.5	2.5	2.5	2.5	5.0	2.5
<i>Lamprops fuscata</i>		17.5	2.5						
<i>Leptostylis ampullacea</i>			5.0					2.5	
<i>Leptostylis longimana</i>			2.5						
<i>Leptostylis villosa</i>			2.5						
<i>Leucon acutirostris</i>	25.0	52.5	52.5	42.5	30.0	60.0	40.0	65.0	22.5

Table 7. (cont'd.)

Species	1968			1969			1970		
	23 Jul	20 Aug	3 Sep	8 Oct	5 Jan	14 Mar	14 Jun	23 May	6 Aug
ARTHROPODA: Cumacea									
<i>Leucon fulvus</i>				2.5	2.5	5.0	2.5	10.0	2.5
<i>Leucon nasica</i>	30.0	10.0	5.0	2.5	2.5	12.5			7.5
<i>Leucon nasicooides</i>		12.5	2.5						
ARTHROPODA: Decapoda									
<i>Spirontocaris spinus</i>									2.5
ARTHROPODA: Isopoda									
<i>Desmosoma lineare</i>	57.5	30.0	40.0	32.5	107.5	682.5	372.5	195.0	45.0
<i>Eugenda globiceps</i>						2.5		5.0	
<i>Eurycope mutica</i>	2.5						2.5		
<i>Gnathia dentata</i>		2.5	2.5						5.0
<i>Gnathia elongata</i>									2.5
<i>Iollela erosstrata</i>	50.0	2.5							
<i>Janinopsis</i> sp.									15.0
<i>Munna fabricii</i>		5.0		5.0	2.5	7.5		2.5	
<i>Munna kroyeri</i>									
<i>Munna</i> sp.								10.0	2.5
<i>Pleurogonium inerme</i>		2.5	5.0	5.0	7.5	5.0	2.5		
<i>Pleurogonium spinosissimum</i>						10.0	2.5		
<i>Pseudarachna hirsuta</i>	2.5	2.5	5.0	5.0	7.5	10.0	2.5	10.0	2.5
ARTHROPODA: Nebaliacea									
<i>Nebalia bipes</i>								2.5	
ARTHROPODA: Ostracoda									
<i>Cythereis tuberculata</i>				2.5					
<i>Cytheridea</i> sp.				17.5					
<i>Cytherois</i> sp.				5.0					
<i>Cytheropteron punctatum</i>				2.5					
<i>Cytheropteron</i> sp.									2.5
<i>Hemicythere firmarchica</i>				30.0					

Table 7. (cont'd.)

Species	1968				1969			1970	
	23 Jul	20 Aug	3 Sep	8 Oct	5 Jan	14 Mar	14 Jun	23 May	6 Aug
ARTHROPODA: Ostracoda									
<i>Hemicythere quadridentata</i>				2.5				7.5	2.5
<i>Macracythere simplex</i>								2297.5	1090.0
<i>Philomedes globosus</i>	1607.5	1987.5	2187.5	527.5	1050.0	2205.0	1085.0		
ARTHROPODA: Pycnogonida									
<i>Eurycyde hispidata</i>	2.5								
<i>Nymphon hirtipes</i>	30.0	5.0	2.5	12.5	7.5	15.0			22.5
<i>Pseudopallene circularis</i>	5.0								
ARTHROPODA: Tanaidacea									
<i>Cryptocope arctica</i>	50.0		2.5	12.5		7.5	20.0	2.5	7.5
<i>Leptognathia longiremis</i>		5.0			2.5	20.0	5.0	2.5	2.5
<i>Paratanais batei</i>			2.5				12.5		
<i>Pseudotanaais liljeborgi</i>	2.5	5.0	7.5	2.5	5.0	47.5	12.5	20.0	
<i>Pseudotanaais macrocheles</i>		5.0	15.0		15.0	10.0	15.0	20.0	5.0
<i>Pseudotanaais</i> sp.									
<i>Sphyrapus anomalous</i>	140.0	362.5	175.0	132.5	145.0	447.5	250.0	32.5	170.0
<i>Typhlotanaais aquiremis</i>			5.0		10.0				
<i>Typhlotanaais firmarchicus</i>						175.0	22.5	37.5	
ASCHELMINTHES: Nematoda									
Nematodes	600.0	35.0	190.0	9400.0	4392.5	14485.0	7082.5	400.0	517.5
BRACHIOPODA									
<i>Atrertia gnomon</i>				2.5			2.5		15.0
<i>Hemithyris psittacea</i>	2.5		5.0	7.5		7.5		5.0	17.5
CHORDATA: Ascidiacea									
<i>Aplidium glabrum</i>							2.5		35.0
<i>Ascidia callosa</i>			5.0	25.0		7.5	7.5	2.5	
<i>Ciona intestinalis</i>	12.5		17.5	5.0				5.0	5.0
<i>Cnemidocarpa</i> sp.					12.5		2.5		

Table 7. (cont'd.)

Species	1968			1969			1970		
	23 Jul	20 Aug	3 Sep	8 Oct	5 Jan	14 Mar	14 Jun	23 May	6 Aug
CHORDATA: Ascidiacea									
<i>Didemnum albidum</i>								2.5	
<i>Kukenthalia borealis</i>	30.0							2.5	
<i>Molgula</i> sp.									5.0
<i>Pelonaia corrugata</i>						5.0			
<i>Polycitor vitreus</i>			20.0			7.5			
<i>Styela coriacea</i>			15.0			5.0			10.0
<i>Styela mustica</i>						2.5			2.5
Ascidians	20.0			2.5	5.0	2.5		15.0	
COELENTERATA: Anthozoa									
<i>Edwardsia</i> sp.						2.5			
<i>Gersemia rubiformis</i>			2.5					2.5	
Anthozoan	2.5	5.0			2.5			5.0	
COELENTERATA: Hydrozoa									
Hydrozoans				2.5	10.0				2.5
ECHINODERMATA: Asteroidea									
<i>Henricia eschrichti</i>									
<i>Solaster papposus</i>	2.5								2.5
<i>Stephanasterias albula</i>				5.0					
Asteroid			2.5						
ECHINODERMATA: Holothuroidea									
<i>Psolus fabricii</i>				2.0*					
<i>Psolus phantapus</i>			2.5						
<i>Thyonidium</i> sp.			2.5						
Holothuroid	2.5		17.5		10.0			20.0	2.5
ECHINODERMATA: Ophiuroidea									
<i>Amphipura sundevalli</i>				2.5					
<i>Ophiacantha bidentata</i>	10.0	7.5	2.5	2.5	2.5				7.5

Table 7. (cont'd.)

Species	1968				1969			1970	
	23 Jul	20 Aug	3 Sep	8 Oct	5 Jan	14 Mar	14 Jun	23 May	6 Aug
ECHINODERMATA: Ophiuroidea									
<i>Ophiopus arcticus</i>	30.0	70.0	50.0	37.5	25.0	47.5	15.0	22.5	60.0
<i>Ophiura robusta</i>	22.5	2.5	20.5	2.5	5.0				
<i>Stegophiura nodosa</i>				2.5	2.5				
ECTOPROCTA									
Bryozoan									
					2.5	2.5			2.5
MOLLUSCA: Gastropoda									
<i>Admete couthouyi</i>						2.5			
<i>Boreotrophon fabricii</i>				2.5					
<i>Cadlina laevis</i>	2.5								
<i>Cingula arenaria</i>		20.0						2.5	
<i>Cingula moerchi</i>								2.5	
<i>Colus pubescens</i>	2.5								
<i>Colus tortuosus</i>		2.5	5.0		2.5				
<i>Cylichna alba</i>	7.5	2.5	5.0		2.5				
<i>Hydrobia minuta</i>		5.0							
<i>Lepeta caeca</i>				12.5					
<i>Lunatia pallida</i>		2.5	5.0						
<i>Margarites olivaceus</i>				10.0					
<i>Margarites umbilicalis</i>	2.5			2.5					
<i>Margarites vahli</i>									
<i>Oenopota arctica</i>						2.5			
<i>Oenopota incisula</i>			5.0						
<i>Philine finmarchia</i>						2.5			
<i>Retusa obtusa</i>									
<i>Scissurella crispata</i>	12.5								
<i>Scissurella reticulata</i>	2.5								
<i>Tachyrhynchus reticulatus</i>									
<i>Trichotropis bicarinata</i>		2.5							
<i>Trichotropis conica</i>	7.5								
<i>Velutina undata</i>	2.5								
<i>Velutina velutina</i>									2.5
Gastropods			7.5	10.0					

Table 7. (cont'd.)

Species	1968					1969			1970	
	23 Jul	20 Aug	3 Sep	8 Oct	5 Jan	14 Mar	14 Jun	23 May	6 Aug	
MOLLUSCA: Pelecypoda										
<i>Astarte montagui</i>						2.5	2.5	2.5		
<i>Clinocardium ciliatum</i>		5.0		2.5			2.5			
<i>Dacrydium vitreum</i>	17.5	30.0	12.5		12.5	15.0		20.0	17.5	
<i>Hiatella arctica</i>	35.0	2.5	25.0	10.0		2.5			22.5	
<i>Macoma calcaria</i>					2.5			2.5		
<i>Macoma moesta</i>								15.0	2.5	
<i>Macoma torelli</i>								10.0		
<i>Musculus discors</i>	15.0	10.0	22.5	17.5	2.5	5.0			55.0	
<i>Musculus niger</i>	2.5			2.5		17.5			2.5	
<i>Mya truncata</i>	2.5			2.5		5.0				
<i>Nucula belloti</i>	30.0	12.5	25.0		2.5	57.5	12.5	57.5	52.5	
<i>Nuculana minuta</i>	10.0	30.0	20.0	7.5	17.5	12.5	12.5	7.5	10.0	
<i>Nuculana permula</i>			5.0			2.5	7.5	10.0	2.5	
<i>Pandora glacialis</i>			2.5		2.5	5.0	5.0	7.5	5.0	
<i>Pecten groenlandicus</i>		2.5								
<i>Periploma abyssorum</i>		2.5								
<i>Thyasira gouldi</i>	65.0	75.0	52.5	20.0	60.0	100.0	15.0	10.0	2.5	
NEMERTINA										
Nemerteans	42.5	45.0	7.5	37.5	52.5	182.5	7.5	65.0	50.0	
PLATYHELMINTHES: Turbellaria										
Turbellarian		5.0							2.5	
PORIFERA										
<i>Polymastia</i> sp.									2.5	
Sponges	37.5		15.0	42.5	20.0	22.5	42.5	5.0		
SIPUNCULIDA										
<i>Golfingia margaritacea</i>	35.0	10.0	17.5	5.0	7.5			17.5	25.0	

Table 7. (cont'd.)

Species	1968			1969			1970		
	25 Jul	20 Aug	3 Sep	8 Oct	5 Jan	14 Mar	14 Jun	23 May	6 Aug
MISCELLANEOUS Unidentified invertebrates						7.5		2.5	2.5
Total	6632.5	7682.5	5122.5	13407.0	11115.0	25342.5	12855.0	9210.0	7702.5

*Sample value used because of disproportionate representation.

Table 8. Biomass of benthic invertebrates collected by grab from station 5 in upper Frobisher Bay, 1968-1970. Data expressed as grams per square meter ($g m^{-2}$).

Species	1968				1969			1970	
	23 Jul	20 Aug	3 Sep	8 Oct	5 Jan	14 Mar	14 Jun	23 May	6 Aug
ANNELIDA: Polychaeta									
<i>Ammotrypane breviata</i>	0.0001	0.0001			0.0001	0.0020	0.0008	0.0010	0.0003
<i>Ampharete acutifrons</i>						0.0050	0.0043	0.0688	0.0028
<i>Amphitrite groenlandica</i>		0.0005							
<i>Antinoella badia</i>		0.0010		0.0018	0.0043	0.0018	0.0018	0.0025	0.0043
<i>Apistobranchus tullbergi</i>	0.0013	0.0001		0.0005	0.0005	0.0018	0.0003	0.0003	0.0003
<i>Aricidea jeffreysi</i>	0.0001	0.0238	0.0038	0.0043	0.0083	0.0135	0.0128	0.0175	0.0185
<i>Aricidea suecica</i>	0.0040	0.0190							
<i>Brada villosa</i>		0.0210	0.0053	0.0173		0.1223	0.0430		
<i>Branchioma infarata</i>	0.0340	0.1290	0.0060	0.0423	0.0663	0.0378	0.0378	0.0618	0.1130
<i>Chaetozone setosa</i>	0.0053	0.0313	0.0048	0.0400	0.0060	0.0083	0.0038	0.0135	0.1118
<i>Chaetozone</i> sp.	0.0025	0.0030	0.0018	0.0028		0.0023	0.0010	0.0175	0.0060
<i>Chitinopoma fabricii</i>	0.0030	0.0108		0.0190	0.0068	0.0095	0.0065	0.0070	0.0148
<i>Chone dumeri</i>	0.0018					0.0015	0.0033	0.0070	0.0053
<i>Chone infundiculiformis</i>	0.0003					0.0235	0.0048		0.0753
<i>Chone</i> sp. a	0.0468	0.0290	0.0408	0.0240	0.0108	0.0800	0.0345	0.0355	0.0323
<i>Chone</i> sp. b	0.0050	0.1103	0.0003	0.0163	0.0885	0.0193	0.0100	0.0095	0.0088
<i>Cossura longocirrata</i>	0.0035	0.0050	0.0003	0.0068	0.0078	0.0178	0.0105	0.0185	0.0123
<i>Diplocirrus glaucus</i>	0.0025	0.0288	0.0038	0.0180	0.0573		0.5248	0.5208	0.5648
<i>Enipo gracilis</i>	0.1000	0.0593	0.1535	0.1075	0.2510	0.0001		0.0003	
<i>Ephesiella minuta</i>		0.0001	0.0001			0.0023			
<i>Eteone barbata</i>	0.0008	0.0020			0.0105	0.0015	0.0013	0.0050	0.0008
<i>Eteone flava</i>								0.0008	0.0015
<i>Eteone longa</i>								0.0360	0.0075
<i>Euchone analis</i>	0.0035	0.0098	0.0020	0.0020	0.0048		0.0015	0.0113	0.0183
<i>Euchone papillosa</i>	0.0058	0.0198	0.0063	0.0020	0.0250	0.0220	0.0105	0.0113	0.0183
<i>Eumida</i> sp. a		0.0010				0.0010		0.0010	0.0010
<i>Eumida</i> sp. b						0.0005			0.0003
<i>Euprosine borealis</i>			0.0001	0.0001					0.0218
<i>Euprosine cirrata</i>							0.0003		0.0010
<i>Eusyllis blomstrandii</i>	0.0001			0.0001	0.0001	0.0005	0.0003	0.0001	0.0008
<i>Erogone dispar</i>							0.0003		

Table 8. (cont'd.)

Species	1968			1969			1970		
	23 Jul	20 Aug	3 Sep	8 Oct	5 Jan	14 Mar	14 Jun	23 May	6 Aug
ANNELIDA: Polychaeta									
<i>Exogone naidina</i>	0.0003	0.0005		0.0003	0.0003	0.0018	0.0003	0.0010	0.0005
<i>Fabricia sabella</i>	0.0095	0.0028	0.0010	0.0015	0.0770	0.0245	0.0135	0.0463	0.0288
<i>Flabelligera affinis</i>		0.0068							0.0010
<i>Gattyana cirrosa</i>		0.1040		0.0155		0.0740		0.1005	
<i>Harmothoe extenuata</i>				0.0170			0.0003		0.0043
<i>Harmothoe imbricata</i>		0.0018			0.0050	0.0063	0.0180	0.0005	
Hesionid									
<i>Heteromastus</i> sp.	0.0023	0.0005		0.0005	0.0008	0.0005	0.0008	0.0018	0.0008
<i>Lanassa venusta</i>	0.0018	0.0165		0.0008	0.0020	0.0043	0.0008		0.0175
<i>Laonome kroyeri</i>	0.0118	0.0015	0.0038		0.0060	0.0045	0.0145	0.0293	0.0080
<i>Laphania boeckii</i>	0.0033	0.0410		0.0165	0.0260	0.0115	0.0223	0.0405	0.0468
<i>Leaena abbranchiata</i>	0.0180						0.0015		
<i>Leiochone polaris</i>		0.0008				0.0005			
<i>Lumbriclymene minor</i>	0.0001				0.0023		0.0003	0.0035	0.0158
<i>Lumbrineris fragilis</i>								0.5260	
<i>Lumbrineris minuta</i>	0.0168	0.1675	0.0483	0.1360	0.2323	0.1713	0.0888	0.1065	0.2845
<i>Lumbrineris tenuis</i>	0.0005								
<i>Maldane sarsi</i>	0.1248	0.3855	0.3263	0.1395	0.4315	0.3320	0.2910	0.5613	0.4478
<i>Melinna cristata</i>	0.0230		0.0013	0.0105		0.0055			
<i>Micronephtys minuta</i>	0.0013	0.0048	0.0073	0.0015	0.0058	0.0118	0.0058	0.0358	0.0243
Microspio sp.									
<i>Myriochele heeri</i>	0.1525	0.5233	0.7765	0.1733	0.3920	0.5345	0.4345	0.7693	0.0605
<i>Mystides borealis</i>	0.0003	0.0001		0.0001			0.0003	0.0003	0.3320
<i>Nephtys ciliata</i>	0.0825	0.0223	0.4015	0.1905	0.0913	0.3540	0.2170	0.2213	0.2278
<i>Nephtys paradoxo</i>	4.6960	2.3303	0.5223	1.5268	0.3870	0.5625	0.7130	0.0620	0.2475
<i>Nereimyra aphroditoides</i>						0.0003			
<i>Nichomache lumbriicalis</i>	2.5125	3.7033	0.9798	1.2310	1.5375	1.1455	5.1808	1.7878	5.8668
<i>Nichomache quadrispinata</i>	0.0090	0.0603	0.0050				0.0010		
<i>Owenia fusiformis</i>								0.0035	
<i>Paraonis gracilis</i>	0.0193	0.0395	0.0043	0.0080	0.0105	0.0065	0.0095	0.0050	0.0080
<i>Paraonis</i> sp. a		0.0008						0.0003	0.0005
<i>Paraonis</i> sp. b								0.0003	0.0005

Table 8. (cont'd.)

Species	1968				1969			1970	
	23 Jul	20 Aug	3 Sep	8 Oct	5 Jan	14 Mar	14 Jun	23 May	6 Aug
ANNELIDA: Polychaeta									
<i>Petaloproctus tenuis</i>		0.0035	0.0035	0.0063	0.0045	0.0040		0.0065	0.0288
<i>Pherusa plumosa</i>		0.2895		0.2570					
<i>Pholoe minuta</i>	0.0170	0.0258	0.0408	0.0175	0.0090	0.0130	0.0163	0.0148	0.0220
<i>Phyllodoce groenlandica</i>	0.0218	0.0635		0.0010		0.0090			0.0395
<i>Pionosyllis compacta</i>	0.0003	0.0025	0.0003	0.0010		0.0003	0.0015		0.0023
<i>Pista flexuosa</i>	0.0055		0.0225	0.0060				0.0115	
<i>Pista maculata</i>	4.7695	0.8400	0.1858	0.4738		0.1423	0.2018	0.0023	0.1990
<i>Polycirrus medusa</i>	0.0008	0.0073	0.0005	0.0233	0.0318	0.0108	0.0010		0.0250
<i>Polydora caeca</i>	0.0003	0.0570	0.0345	0.0068	0.0028	0.0068	0.0003	0.0018	0.0343
<i>Polydora caulleryi</i>	0.0003	0.0005	0.0003	0.0015	0.0003	0.0003	0.0001	0.0008	0.0005
<i>Polydora quadrilobata</i>			0.0005						
<i>Potamilla neglecta</i>									0.0025
<i>Praxillella affinis</i>	0.0135	0.0540	0.0055	0.0225	0.0195	0.0148	0.0280	0.0285	0.0438
<i>Praxillella gracilis</i>		0.0050					0.0075		
<i>Praxillella praetermissa</i>									
<i>Prionospio steenstrupi</i>	0.0001	0.0130		0.0023	0.0038	0.0098	0.0073	0.0008	0.0690
<i>Proclea graffi</i>					0.0005			0.0058	0.0073
<i>Pygospio elegans</i>	0.0253						0.0001		
<i>Sabella crassicornis</i>	0.0123								
<i>Sabellides borealis</i>	0.0098		0.0050	0.0015	0.0073	0.0115	0.0038	0.0010	0.0008
<i>Sabellides octocirrata</i>	0.0045	0.0083			0.0025				0.0015
<i>Scalibregma inflatum</i>	0.0013	0.0070		0.0008			0.0005	0.0003	0.0003
<i>Scoloplos armiger</i>	0.0083	0.0210	0.0050	0.0008	0.0118	0.0043	0.0003	0.0015	0.0128
<i>Sphaerodorum gracile</i>	0.0001	0.0003		0.0003		0.0005			0.0070
<i>Sphaerosyllis erinaceus</i>	0.0048	0.0001	0.0008	0.0003	0.0001	0.0003	0.0008		0.0005
<i>Spio filicornis</i>	0.0013	0.0035	0.0008	0.0008	0.0010	0.0003			0.0010
<i>Spirorbis</i> sp.			0.0025	0.0105		0.0003	0.0095		0.0078
<i>Spirorbis</i> sp.									0.0003
<i>Spirorbis</i> sp.									0.0003
<i>Stauronereis caecus</i>	0.0001	0.0001			0.0003	0.0005	0.0001		0.0005
<i>Syllis cornuta</i>	0.0060	0.0063	0.0070	0.0015	0.0005	0.0003	0.0008	0.0020	0.0140
<i>Syllis fasciata</i>	0.0585	0.0158	0.0068	0.0248	0.0003	0.0050	0.0238	0.0028	0.0703
<i>Terebellides stroemi</i>	0.0358	0.1135	0.0245	0.0348	0.1165	0.1665	0.0725	0.1788	0.2238

Table 8. (cont'd.)

Species	1968				1969			1970	
	23 Jul	20 Aug	3 Sep	8 Oct	5 Jan	14 Mar	14 Jun	23 May	6 Aug
ANNELIDA: Polychaeta									
<i>Tharyx acutus</i>	0.0050	0.0405	0.0005	0.0205	0.0300	0.0223	0.0170	0.0148	0.0810
<i>Thelepus cincinatus</i>	0.1153				0.0010		0.0640		
<i>Trichobranchus glacialis</i>	0.0078	0.0158			0.1118	0.2075	0.1385	0.1913	0.1105
Pieces of polychaetes	0.0383		0.1408	0.2615	0.1118				
ARTHROPODA: Amphipoda									
<i>Acanthotozoma serratum</i>	0.0001	0.0001							0.0003
<i>Aceroides l. latipes</i>			0.0001		0.0008		0.0048		
<i>Aeginina longicornis</i>				0.0001			0.0010		0.0148
<i>Ampelisca eschrichti</i>	0.4210					0.3808			0.0010
<i>Ampelisca macrocephala</i>	0.0001					0.0065			
<i>Amphitopsis longicaudata</i>	0.0008	0.0013		0.0005		0.0005	0.0008	0.0010	
<i>Andaniella pectinata</i>	0.0001		0.0028						
<i>Anonyx debryni</i>				0.0010					
<i>Anonyx lilljeborgi</i>								0.0165	
<i>Anonyx nugax</i>	0.0043					0.0245			
<i>Anonyx</i> sp.		0.0013							
<i>Argissa hamatipes</i>	0.0008		0.0005						
<i>Arrhinopsis longicornis</i>									0.0005
<i>Arrhinopsis</i> sp.	0.0003	0.0045	0.0001	0.0013	0.0010	0.0010	0.0003	0.0013	0.0008
<i>Bathymedon obtusifrons</i>		0.0008		0.0005		0.0001			
<i>Boeckosimus edwardsi</i>			0.0040		0.0003				0.0155
<i>Byblis gaimardi</i>				0.0028		0.0005			0.0130
<i>Caprella dubia</i>				0.0003					
<i>Caprella septentrionalis</i>		0.0095	0.0123	0.0003	0.0001	0.0010	0.0001	0.0005	0.0003
<i>Dulichia porrecta</i>				0.0065					
<i>Eriethonius tolli</i>		0.0001	0.0013				0.0005	0.0002	0.0013
<i>Gammaropsis maculata</i>		0.0003	0.0003	0.0003	0.0003	0.0013	0.0003	0.0005	
<i>Gitanopsis inermis</i>		0.0001	0.0001				0.0313		
<i>Guernea nordenskioldi</i>	0.1385								
<i>Haploops tubicola</i>	0.0015	0.0115	0.0095	0.0020	0.0030	0.0063	0.0110	0.0020	0.0095
<i>Harpinia serrata</i>									

Table 8. (cont'd.)

Species	1968			1969			1970		
	23 Jul	20 Aug	3 Sep	8 Oct	5 Jan	14 Mar	14 Jun	23 May	6 Aug
ARTHROPODA: Amphipoda									
<i>Pleusymtes</i> sp.		0.0008			0.0020	0.0008		0.0008	0.0001
<i>Protomedea fasciata</i>				0.0290					0.0003
<i>Socarnes vahli</i>									
<i>Stenopleustes pulchella</i>			0.0030					0.0010	
<i>Syrrhoë crenulata</i>	0.0003								
<i>Syrrhoë</i> sp.		0.0001							0.0002
<i>Tiron spiniferum</i>		0.0055						0.0008	
<i>Tryphosella schneideri</i>		0.0020		0.0008			0.0008		0.0030
<i>Unciola leucopis</i>	0.0100	0.0220		0.0013				0.0015	0.0235
<i>Westwoodilla brevicular</i>		0.0003		0.0013	0.0008	0.0005		0.0008	0.0003
<i>Westwoodilla megalops</i>	0.0015	0.0128		0.0013	0.0030	0.0015		0.0023	0.0018
Amphipods			0.0045	0.0023		0.0038	0.0008		
ARTHROPODA: Cirripedia									
<i>Balanus balanus</i>	0.5028	5.1783		0.5600		0.1028	0.9205	0.0443	0.0035
<i>Balanus crenatus</i>			0.2728	0.8488					0.0958
ARTHROPODA: Cumacea									
<i>Brachydiastylis resima</i>	0.0008	0.0058	0.0018	0.0005	0.0073	0.0060	0.0060	0.0003	0.0008
<i>Cumella</i> sp.	0.0075	0.0108	0.0055	0.0055	0.0001	0.0025	0.0005	0.0058	0.0015
<i>Diastylis goodsi</i>	0.0033		0.0848					0.0225	
<i>Diastylis lepechini</i>									
<i>Diastylis lucifera</i>			0.0010						
<i>Diastylis scarpioides</i>	0.0110		0.0025	0.0018		0.0133	0.0753	0.0070	
<i>Eudorella emarginata</i>	0.0145	0.0103	0.0063	0.0130	0.0033	0.0045	0.0053	0.0015	0.0025
<i>Eudorella truncatula</i>		0.0038	0.0013	0.0013	0.0010	0.0008	0.0003	0.0001	0.0003
<i>Eudorellopsis deformis</i>			0.0008						
<i>Lamprops fuscata</i>		0.0003	0.0001	0.0035	0.0001	0.0001	0.0001	0.0003	
<i>Leptostylis ampullacea</i>		0.0035	0.0005	0.0035					0.0003
<i>Leptostylis longimana</i>			0.0003					0.0001	
<i>Leptostylis villosa</i>			0.0001						
<i>Leucon acutirostris</i>	0.0013	0.0033	0.0028	0.0013	0.0003	0.0020	0.0020	0.0020	0.0008

Table 8. (cont'd.)

Species	1968				1969			1970	
	23 Jul	20 Aug	3 Sep	8 Oct	5 Jan	14 Mar	14 Jun	23 May	6 Aug
ARTHROPODA: Cumacea									
<i>Leucon fulvum</i>									0.0003
<i>Leucon nasica</i>	0.0048	0.0005	0.0065	0.0005	0.0010	0.0001	0.0001	0.0010	0.0018
<i>Leucon nasiciodes</i>		0.0025	0.0003			0.0010			
ARTHROPODA: Decapoda									
<i>Spirontocaris spinus</i>									0.5530
ARTHROPODA: Isopoda									
<i>Desmosoma lineare</i>	0.0010	0.0010	0.0008	0.0005	0.0020	0.0128	0.0070	0.0035	0.0010
<i>Eugerdia globiceps</i>						0.0001		0.0010	
<i>Eurycope mutica</i>	0.0003								
<i>Gnathia dentata</i>									
<i>Gnathia elongata</i>		0.0010	0.0013				0.0010		
<i>Iolella erostrata</i>									
<i>Janiropsis</i> sp.	0.0193	0.0058							0.0005
<i>Munna fabricii</i>									0.0015
<i>Munna kroyeri</i>		0.0003		0.0005	0.0003	0.0003			0.0015
<i>Munna</i> sp.								0.0001	
<i>Pleurogonium inerme</i>				0.0001		0.0003	0.0001		
<i>Pleurogonium spinosissimum</i>	0.0001	0.0003	0.0005	0.0005	0.0003	0.0003	0.0001	0.0005	
<i>Pseudarachna hirsuta</i>									0.0008
ARTHROPODA: Nebaliacea									
<i>Nebalia bipes</i>								0.0208	
ARTHROPODA: Ostracoda									
<i>Cythereis tuberculata</i>				0.0001					
<i>Cytheridea</i> sp.				0.0010					
<i>Cythereis</i> sp.				0.0003					
<i>Cytheropteron punctatum</i>				0.0001					
<i>Cytheropteron</i> sp.									0.0001
<i>Hemicythere finmarchica</i>				0.0015					

Table 8. (cont'd.)

Species	1968			1969			1970	
	23 Jul	20 Aug	3 Sep	8 Oct	5 Jan	14 Mar	23 May	6 Aug
ARTHROPODA: Ostracoda								
<i>Hemicythere quadridentata</i>				0.0001			0.0003	0.0003
<i>Macrocythere simplex</i>				0.0993	0.2843	0.2513	0.3363	0.2135
<i>Philomedes globosus</i>	0.2710	0.2833	0.3490	0.0993	0.2843	0.2513	0.3363	0.2135
ARTHROPODA: Pycnogonida								
<i>Eurycyde hispida</i>	0.0045			0.1523	0.0013	0.0050		0.0098
<i>Nymphon hirtipes</i>	0.0168	0.0635	0.0228	0.1523	0.0013	0.0050		
<i>Pseudopallene circularis</i>	0.0013							
ARTHROPODA: Tanaidacea								
<i>Cryptocope arctica</i>	0.0013		0.0001	0.0005		0.0003	0.0001	0.0008
<i>Leptognathia longiremis</i>		0.0001			0.0001	0.0005	0.0001	0.0003
<i>Paratanais betei</i>			0.0003				0.0003	
<i>Pseudotanaais liljeborgi</i>	0.0001	0.0003	0.0003	0.0001	0.0003	0.0008	0.0005	0.0003
<i>Pseudotanaais macrocheles</i>	0.0001	0.0001	0.0003	0.0003	0.0003	0.0003	0.0013	0.0003
<i>Pseudotanaais</i> sp.								0.0003
<i>Sphyrapus anomalus</i>	0.0138	0.0335	0.0183	0.0088	0.0130	0.0268	0.0030	0.0175
<i>Typhlotanaais aquiremis</i>			0.0001		0.0013			
<i>Typhlotanaais finnarchicus</i>						0.0013	0.0003	
ASCHELMINTHES: Nematoda								
Nematodes	0.0050	0.0018	0.0155	0.0273	0.0068	0.0448	0.0075	0.0120
BRACHIOPODA								
<i>Atrertia gromon</i>				0.0018				0.0028
<i>Hemithyris psittacea</i>	0.0003		0.0150	0.0038		0.0003	0.0013	0.0388
CHORDATA: Ascidiacea								
<i>Aplidium glabrum</i>			0.1185	2.1785		0.7648	0.0538	1.1758
<i>Ascidia callosa</i>			4.6530	0.9380	4.6905		1.2470	1.4208
<i>Ciona intestinalis</i>	4.1600							
<i>Cnemidocarpa</i> sp.							0.1878	

Table 8. (cont'd.)

Species	1968			1969		1970		
	23 Jul	20 Aug	3 Sep	8 Oct	5 Jan	14 Mar	23 May	6 Aug
CHORDATA: Ascidiacea								
<i>Didemnum albidum</i>							0.1125	
<i>Kukenthalia borealis</i>	0.2215						0.0078	
<i>Molgula</i> sp.								0.2053
<i>Polonia corrugata</i>						0.2700		
<i>Polycitor vitreus</i>			0.3925			0.0652		
<i>Styela coriacea</i>			0.1960			0.1440		0.1515
<i>Styela rustica</i>						0.4445		0.0025
Ascidians	1.6898				0.1088	0.2423	0.4578	
COELENTERATA: Anthoza								
<i>Edwardsia</i> sp.						0.0148		
<i>Gersemia rubiformis</i>			0.2213				0.7423	
Anthozoans	1.1363	0.0768			0.0168		0.0060	
COELENTERATA: Hydrozoa								
Hydrozoans				0.4868	0.0080			0.1718
ECHINODERMATA: Asteroidea								
<i>Henricia eschrichti</i>								0.0625
<i>Solaster papposus</i>	0.0040							
<i>Stephanasterias albula</i>				0.0418				
Asteroid			0.0070					
ECHINODERMATA: Holothuroidea								
<i>Psolus fabricii</i>				9.7604*				
<i>Psolus phantapus</i>			1.1800					
<i>Thyonidium</i> sp.			0.7373					0.1795
Holothuroid	0.0003		0.0483		0.0068		0.1338	0.0058
ECHINODERMATA: Ophiuroidea								
<i>Amphiura swidevalli</i>		0.1998						
<i>Ophiacantha bidentata</i>	2.9038	1.9823	0.8030	0.8030	1.2108			1.8030

Table 8. (cont'd.)

Species	1968			1969			1970		
	23 Jul	20 Aug	3 Sep	8 Oct	5 Jan	14 Mar	14 Jun	23 May	6 Aug
ECHINODERMATA: Ophiuroidea									
<i>Ophiopus arcticus</i>	0.6163	1.2060	1.1570	0.8675	0.4298	0.7400	0.1743	0.5695	0.7960
<i>Ophiura robusta</i>	0.0713	0.0110	0.1065	0.0550	0.0213				
<i>Stegophiura nodosa</i>				0.0145	0.0110				
ECTOPROCTA									
Bryozoans									
MOLLUSCA: Gastropoda									
<i>Admete outhouyi</i>						0.0228			
<i>Boreotrophon fabricii</i>				0.0013				0.0005	
<i>Cadlina laevis</i>	0.0055	0.0045						0.0003	0.0240
<i>Cingula arenaria</i>									
<i>Cingula moerchi</i>	0.0178								
<i>Colus pubescens</i>					0.0103				
<i>Colus tortuosus</i>	0.0635	0.0208	0.1853		0.0048			0.1268	0.0615
<i>Cylichna alba</i>		0.0560	0.0748						
<i>Hydrobia minuta</i>		0.0028							
<i>Lepeta caeca</i>			0.0373	0.1263					
<i>Lunatia pallida</i>		0.0005	0.0375						
<i>Margarites olivaceus</i>	0.0108			0.0025				0.0038	0.0103
<i>Margarites umbilicalis</i>				0.0010					0.0048
<i>Margarites vahli</i>						0.0008			
<i>Oenopota arctica</i>								0.0180	
<i>Oenopota incisula</i>						0.0001		0.0001	
<i>Philine firmarchia</i>			0.0050					0.0020	
<i>Retusa obtusa</i>	0.0045								
<i>Scissurella crispata</i>	0.0001								
<i>Tachyrhynchus reticulatus</i>						0.0238		0.0008	
<i>Trichotropis bicarinata</i>		0.0040						0.0133	
<i>Trichotropis conica</i>	0.0223					0.0035			
<i>Velutina undata</i>	0.0005								
<i>Velutina velutina</i>							0.0005		
Gastropods			0.0013	0.0023					

Table 8. (cont'd.)

Species	1968				1969			1970	
	23 Jul	20 Aug	3 Sep	8 Oct	5 Jan	14 Mar	14 Jun	23 May	6 Aug
MOLLUSCA: Pelecypoda									
<i>Astarte montagui</i>						2.7873	0.0943	4.8650	
<i>Clinocardium ciliatum</i>		2.6858		3.0000		0.0058		0.0053	0.0065
<i>Dacrydium vitreum</i>	0.0060	0.0080	0.0043		0.0055		0.0023		3.8473
<i>Hiatella arctica</i>	8.6388	0.0003	6.8355	0.0003			0.0005	0.4260	
<i>Macoma calcarata</i>					0.0628			0.5375	0.1385
<i>Macoma moesta</i>								0.0170	
<i>Macoma torelli</i>									
<i>Musculus discors</i>	0.2055	0.0005	0.4453	0.0003	0.0005		0.0015		0.0755
<i>Musculus niger</i>	0.5358			0.7883		1.2563			0.0620
<i>Mya truncata</i>	0.0073			1.7170		0.0038			
<i>Nucula belloti</i>	0.0478	0.0055	0.0005		0.0015	0.0010	0.0553	0.0023	0.0035
<i>Nuculana minuta</i>	0.0195	0.0575	0.0650	0.0168	0.0083	0.0400	0.0103	0.0685	0.0835
<i>Nuculana perpusula</i>			0.1173			0.0008	0.0038	0.1645	0.0313
<i>Pandora glacialis</i>		0.0050	0.0430		0.0023	0.0330	0.0048	0.0500	0.1178
<i>Pecten groenlandicus</i>		0.1043				0.0001			
<i>Periploma abyssorum</i>		0.0065	0.0105	0.0043	0.0080	0.0050	0.0020	0.0083	0.0158
<i>Thyasira gouldi</i>	0.0183							0.0143	0.0223
NEMERTINA									
Nemertean	0.0575	0.0568	0.0250	0.0430	0.0570	0.0990	0.0235	1.3850	0.0648
PLATYHELMINTHES: Turbellaria									
Turbellarian		0.0328							0.0010
PORIFERA									
<i>Polymastia</i> sp.			0.5028	0.2575	1.0643	1.1708	1.3363	0.0040	2.3665
Sponges	0.3420								
SIPUNCULIDA									
<i>Golfingia margaritacea</i>	0.0260	0.0120	16.9210	0.0068	0.0040			0.0123	2.1520

Table 8. (cont'd.)

Species	1968				1969			1970	
	23 Jul	20 Aug	3 Sep	8 Oct	5 Jan	14 Mar	14 Jun	23 May	6 Aug
MISCELLANEOUS Unidentified invertebrates						0.0020		0.1850	0.0615
Total	35.3732	21.7479	39.5854	27.8719	12.3159	12.3877	12.7325	17.3101	25.8211

*Sample value used because of disproportionate representation.

Table 9. Densities of benthic invertebrates collected by grab from stations 5c, 5d, 5e, 5f in upper Frobisher Bay, 23 August 1969. Data expressed as number of individuals per square meter (no. m⁻²).

Species	5c(31 m)	5d(43 m)	5e(58 m)	5f(73 m)
ANNELIDA:Hirudinea				
Leech			2.5	
ANNELIDA:Polychaeta				
<i>Ammotrypane breviata</i>	55.0	2.5	2.5	
<i>Ampharete acutifrons</i>			2.5	2.5
<i>Ampharete arctica</i>		2.5		
<i>Amphitrite cirrata</i>		5.0		
<i>Amphitrite groenlandica</i>	2.5			2.5
<i>Apistobranchus tullbergi</i>	45.0	47.5	82.5	30.0
<i>Aricidea jeffreysi</i>	190.0	15.0	7.5	7.5
<i>Aricidea suecica</i>	225.0	125.0	265.0	167.5
<i>Brada granosa</i>	7.5			
<i>Brada villosa</i>	10.0			
<i>Branchiomma infarcta</i>		12.5		2.5
<i>Capitella capitata</i>	12.5	5.0	2.5	
<i>Chaetozone setosa</i>	227.5	190.0	220.0	145.0
<i>Chaetozone sp.</i>	130.0	132.5	160.0	92.5
<i>Chitinopoma fabricii</i>	5.0	65.0		7.5
<i>Chone duneri</i>	10.0	12.5	2.5	5.0
<i>Chone sp. a</i>	60.0	182.5	85.0	137.5
<i>Chone sp. b</i>	87.5	455.0	422.5	317.5
<i>Cossura longocirrata</i>	947.5	332.5	347.5	437.5
<i>Diplocirrus glaucus</i>	32.5	7.5	10.0	5.0
<i>Enipo gracilis</i>		10.0	12.5	15.0
<i>Ephesiella minuta</i>	2.5	2.5		
<i>Ephesiella peripatus</i>	5.0			
<i>Eteone barbata</i>	2.5	2.5	2.5	2.5
<i>Eteone flava</i>	12.5	2.5	7.5	10.0
<i>Euchone analis</i>	15.0	17.5	7.5	5.0
<i>Euchone papillosa</i>	562.5	282.5	687.5	222.5
<i>Eurida sp. a</i>			5.0	
<i>Eurida sp. b</i>	15.0			
<i>Eusyllis blomstrandii</i>	5.0	5.0		2.5
<i>Exogone dispar</i>	25.0	5.0	5.0	
<i>Exogone naidina</i>	270.0	55.0	30.0	50.0
<i>Fabricia sabella</i>	80.0	1662.5	1502.5	1300.0
<i>Flabelligera affinis</i>	15.0		2.5	
<i>Gattyana cirrosa</i>	2.5			2.5
<i>Harmothoe extenuata</i>	5.0	7.5	5.0	5.0
<i>Harmothoe imbricata</i>	20.0	5.0	2.5	
Hesionid			5.0	

Table 9. (cont'd.)

Species	5c(31 m)	5d(43 m)	5e(58 m)	5f(73 m)
ANNELIDA:Polychaeta				
<i>Heteromastus</i> sp.	102.5	2.5	7.5	10.0
<i>Lanassa venusta</i>	10.0	5.0	17.5	5.0
<i>Laonice cirrata</i>		2.5		
<i>Laonome kroyeri</i>	5.0	10.0	47.5	10.0
<i>Laphania boeckii</i>	12.5	32.5	52.5	72.5
<i>Leaena abranchiata</i>			2.5	
<i>Lumbriclymene minor</i>		2.5	10.0	2.5
<i>Lumbrineris minuta</i>	145.0	90.0	75.0	180.0
<i>Maldane sarsi</i>	117.5	172.5	395.0	347.5
<i>Melinna cristata</i>			2.5	2.5
<i>Micronephthys minuta</i>	15.0	70.0	112.5	75.0
<i>Myriochele heeri</i>	200.0	125.0	242.5	215.0
<i>Mystides borealis</i>	2.5	5.0	5.0	7.5
<i>Nephtys ciliata</i>	7.5		12.5	2.5
<i>Nephtys paradoxa</i>	2.5	12.5	5.0	7.5
<i>Nicolea zostericola</i>		2.5		
<i>Nicomache lumbricalis</i>	7.5	10.0	12.5	22.5
<i>Nicomache quadrispinata</i>	2.5	2.5		7.5
<i>Owenia fusiformis</i>				35.0
<i>Parahesion</i> sp.	25.0			
<i>Paraonis gracilis</i>	190.0	205.0	162.5	197.5
<i>Paraonis</i> sp. a	535.0	72.5	60.0	2.5
<i>Paraonis</i> sp. b			20.0	12.5
<i>Petaloproctus tenuis</i>	80.0	25.0	52.5	27.5
<i>Pherusa plumosa</i>	2.5			
<i>Pholoe minuta</i>	382.5	297.5	132.5	82.5
<i>Phyllodoce groenlandica</i>			15.0	
<i>Pionosyllis compacta</i>	47.5	52.5	35.0	17.5
<i>Pista flexuosa</i>		7.5	5.0	2.5
<i>Pista maculata</i>	15.0	15.0	10.0	15.0
<i>Polycirrus medusa</i>	2.5	2.5	15.0	40.0
<i>Polydora caeca</i>	110.0	120.0	120.0	97.5
<i>Polydora caulleryi</i>	40.0	67.5	40.0	90.0
<i>Polydora quadrilobata</i>	5.0			
<i>Polydora</i> sp.		40.0	2.5	2.5
<i>Praxillella affinis</i>	45.0	45.0	70.0	72.5
<i>Praxillella praetermissa</i>	5.0	2.5	5.0	10.0
<i>Prionospio steenstrupi</i>	45.0	30.0	82.5	105.0
<i>Sabella crassicornis</i>		7.5	10.0	2.5
<i>Sabellides borealis</i>			2.5	
<i>Sabellides octocirrata</i>	205.0	95.0	45.0	15.0
<i>Scalibregma inflatum</i>	7.5	2.5	5.0	
<i>Scoloplos armiger</i>	32.5	57.5	7.5	5.0

Table 9. (cont'd.)

Species	5c(31 m)	5d(43 m)	5e(58 m)	5f(73 m)
ANNELIDA: Polychaeta				
<i>Sphaerodorum gracile</i>	5.0	7.5		7.5
<i>Sphaerosyllis erinaceus</i>	27.5	10.0	12.5	25.0
<i>Spio filicornis</i>	5.0	2.5		
<i>Spirorbis granulatus</i>		12.5		5.0
<i>Spirorbis spirillum</i>		10.0		
<i>Spirorbis</i> sp.	7.5	2.5	10.0	
<i>Stauronereis caecus</i>	7.5	5.0	7.5	5.0
<i>Syllis cornuta</i>	40.0	55.0	37.5	69.0
<i>Syllis fasciata</i>	10.0	62.5	15.0	20.0
<i>Terebellides stroemi</i>	52.5	30.0	112.5	52.5
<i>Tharyx acutus</i>	275.0	302.5	515.0	447.5
<i>Thelepus cincinnatus</i>		27.5	2.5	
<i>Trichobranchus glacialis</i>	10.0	7.5	5.0	
Pieces of polychaetes	X	X	X	X
ARTHROPODA: Amphipoda				
<i>Acanthonotozoma serratum</i>	2.5			
<i>Aceroides l. latipes</i>			10.0	
<i>Aceroides</i> sp.			2.5	
<i>Aeginina longicornis</i>				2.5
<i>Ampelisca eschrichti</i>		10.0		2.5
<i>Amphithopsis longicaudata</i>		15.0		
<i>Andaniella pectinata</i>		37.5	12.5	
<i>Anonyx compactus</i>		10.0		
<i>Anonyx lilljeborgi</i>			2.5	
<i>Argissa hamatipes</i>			10.0	2.5
<i>Arrhinopsis longicornis</i>	2.5			
<i>Bathymedon obtusifrons</i>	5.0	2.5	2.5	10.0
<i>Byblis gaimardi</i>	5.0		2.5	7.5
<i>Dulichia porrecta</i>	155.0	12.5	37.5	10.0
<i>Eriethonius tolli</i>			2.5	95.0
<i>Gammaropsis maculata</i>			2.5	
<i>Gitanopsis inermis</i>	2.5			
<i>Guernea nordenskioldi</i>	25.0	10.0	15.0	
<i>Halirages fulvocintus</i>	2.5			
<i>Halirages megalops</i>	10.0			
<i>Haploops tubicola</i>		5.0		2.5
<i>Harpinia serrata</i>		17.5	20.0	20.0
<i>Ischyrocerus megalops</i>		17.5	17.5	5.0
<i>Lembos</i> sp.		2.5		
<i>Melita quadrispinosa</i>			5.0	
<i>Mesopleustes</i> sp.	2.5			
<i>Metopa iredcki</i>	2.5			

Table 9. (cont'd.)

Species	5c(31 m)	5d(43 m)	5e(58 m)	5f(73 m)
ARTHROPODA: Amphipoda				
<i>Metopa groenlandica</i>	5.0	105.0	50.0	5.0
<i>Metopa robusta</i>		2.5	10.0	
<i>Metopella nasuta</i>		2.5		
<i>Metopella</i> sp.			2.5	
<i>Monoculodes latimanus</i>	2.5		5.0	2.5
<i>Monoculodes tuberculatus</i>		12.5	2.5	
<i>Monoculodes</i> sp. c	7.5	15.0		
<i>Odius carinatus</i>	2.5			
<i>Oediceros</i> sp.		5.0		
<i>Orchomene macroserrata</i>		5.0		
<i>Orchomene minuta</i>		2.5		
<i>Orchomene serrata</i>		17.5	7.5	10.0
<i>Paradulichia typica</i>	2.5	42.5	2.5	2.5
<i>Pardalisca cuspidata</i>		5.0		
<i>Paroediceros</i> sp.			2.5	
<i>Phoxocephalus holbolli</i>	7.5	17.5		5.0
<i>Pleustes media</i>			2.5	
<i>Protomedeia fasciata</i>		10.0	12.5	
<i>Socarnes bidenticulatus</i>			2.5	
<i>Socarnes</i> sp.		2.5		
<i>Stenopleustes pulchella</i>	2.5		5.0	
<i>Syrrhoe crenulata</i>		10.0		2.5
<i>Syrrhoe</i> sp.	2.5	5.0		
<i>Tiron spiniferum</i>			2.5	
<i>Tryphosella schneideri</i>	7.5	7.5		
<i>Unciola leucopis</i>		5.0	2.5	5.0
<i>Westwoodilla brevicalar</i>	15.0	17.5	22.5	
<i>Westwoodilla megalops</i>	7.5	17.5	10.0	7.5
Amphipod		12.5		
ARTHROPODA: Cirripedia				
<i>Balanus balanus</i>	2.5	325.0	5.0	
<i>Balanus crenatus</i>		35.0	2.5	27.5
ARTHROPODA: Cumacea				
<i>Brachydiastylis resima</i>	2.5		17.5	7.5
<i>Cumella</i> sp.	125.0	467.5	60.0	25.0
<i>Diastylis goodsiri</i>		2.5		
<i>Diastylis scorpioides</i>	2.5	5.0		
<i>Diastylis</i> sp.				2.5
<i>Eudorella emarginata</i>	2.5	17.5	10.0	17.5
<i>Eudorella truncatula</i>			5.0	
<i>Lamprops fuscata</i>		2.5		2.5

Table 9. (cont'd.)

Species	5c(31 m)	5d(43 m)	5e(58 m)	5f(73 m)
ARTHROPODA: Cumacea				
<i>Leptostylis ampullacea</i>	2.5	2.5		
<i>Leucon acutirostris</i>	30.0	30.0	5.0	20.0
<i>Leucon nasica</i>	5.0	7.5	2.5	
<i>Leucon nasicoides</i>	10.0	12.5	2.5	
ARTHROPODA: Isopoda				
<i>Desmosoma lineare</i>	20.0	92.5	45.0	22.5
<i>Eurycope</i> sp.	2.5			
<i>Gnathia</i> sp.			2.5	
<i>Janiropsis</i> sp.		5.0		
<i>Munna boeckii</i>	2.5			
<i>Munna fabricii</i>	12.5			
<i>Munna kroyeri</i>	25.0	17.5	10.0	
<i>Munna limicola</i>	20.0	7.5		
<i>Pleurogonium spinosissimum</i>	17.5	10.0	2.5	5.0
<i>Synidotea</i> sp. a				5.0
ARTHROPODA: Ostracoda				
<i>Cythereis tuberculata</i>	32.5	2.5	5.0	
<i>Cytheridea</i> sp.	7.5		2.5	2.5
<i>Hemicythere finmarchica</i>	5.0		2.5	7.5
<i>Hemicythere quadridentata</i>			2.5	
<i>Hemicythere</i> sp. a	2.5		2.5	
<i>Hemicythere</i> sp. b	2.5			
<i>Macrocythere simplex</i>	5.0	5.0		
<i>Philomedes globosus</i>	2287.5	1945.0	1107.5	752.5
ARTHROPODA: Pycnogonida				
<i>Eurycyde hispida</i>	2.5			
<i>Nymphon hirtipes</i>		40.0	12.5	12.5
<i>Nymphon</i> sp.	12.5			
<i>Pseudopallene circularis</i>	2.5			
ARTHROPODA: Tanaidacea				
<i>Cryptocope arctica</i>		2.5	2.5	
<i>Leptognathia longiremis</i>	5.0	22.5		2.5
<i>Pseudotanaeis lilljeborgi</i>		15.0		2.5
<i>Pseudotanaeis macrocheles</i>	2.5		7.5	
<i>Sphyrapus anomalus</i>		45.0	2.5	172.5
<i>Typhlotanaeis finmarchicus</i>	5.0	12.5		2.5
ASCHELMINTHES: Nematoda				
Nematode	5882.5	570.0	250.0	195.0

Table 9. (cont'd.)

Species	5c(31 m)	5d(43 m)	5e(58 m)	5f(73 m)
BRACHIOPODA				
<i>Atretia gnomon</i>			2.5	27.5
<i>Hemithyris psittacea</i>			15.0	12.5
CHORDATA: Ascidiacea				
<i>Ascidia callosa</i>		97.5	12.5	12.5
<i>Botrylloides aureum</i>			2.5	
<i>Chelyosoma</i> sp.			10.0	
<i>Ciona intestinalis</i>		20.0	15.0	
<i>Didemnum albidum</i>	12.5	7.5		5.0
<i>Molgula</i> sp.		7.5		7.5
<i>Styela rustica</i>		7.5		
Ascidian	15.0	52.5	50.0	37.5
COELENTERATA: Anthozoa				
Anemone	2.5		2.5	2.5
ECHINODERMATA: Crinoidea				
<i>Heliometra glacialis</i>	1.0*			
ECHINODERMATA: Holothuroidea				
<i>Psolus fabricii</i>	2.5	2.5		
Holothuroid		2.5	12.5	
ECHINODERMATA: Ophiuroidea				
<i>Amphiura sundevalli</i>		2.5		
<i>Ophiacantha bidentata</i>	35.0	12.5	12.5	7.5
<i>Ophiopus arcticus</i>	107.5	100.0	40.0	32.5
<i>Ophiura robusta</i>	5.0			
<i>Stegophiura nodosa</i>	27.5	2.5	2.5	2.5
ECTOPROCTA				
<i>Alcyonidium gelatinosum</i>		7.5	12.5	
<i>Microporina articulata</i>	2.5			
MOLLUSCA: Gastropoda				
<i>Acmaea rubella</i>	20.0	10.0		
<i>Admete couthouyi</i>	2.5			
<i>Alvania</i> sp.	17.5	2.5		
<i>Boreotrophon fabricii</i>		2.5		
<i>Cingula moerchi</i>	5.0			
<i>Colus tortuosus</i>	2.5			
<i>Cylichna alba</i>	25.0	2.5	5.0	5.0
<i>Cylichna occulta</i>			2.5	

Table 9. (cont'd.)

Species	5c(31 m)	5d(43 m)	5e(58 m)	5f(73 m)
MOLLUSCA:Gastropoda				
<i>Lepeta caeca</i>	2.5	5.0		2.5
<i>Lunatia pallida</i>				2.5
<i>Margarites costalis</i>	2.5			
<i>Margarites groenlandicus</i>	10.0			
<i>Margarites olivaceus</i>	20.0	22.5		2.5
<i>Margarites umbilicalis</i>	2.5			
<i>Margarites vahli</i>	10.0	15.0		
<i>Moelleria costulata</i>	15.0			
<i>Oenopota incisula</i>		2.5	2.5	
<i>Oenopota turricula</i>		2.5		
<i>Puncturella noachina</i>	2.5			
<i>Retusa obtusa</i>	22.5	5.0	10.0	
<i>Scissurella crispata</i>	30.0	17.5		
<i>Tachyrhynchus reticulatus</i>	20.0			
<i>Taranis amoena</i>			2.5	
<i>Trichotropis bicarinata</i>				2.5
<i>Trichotropis borealis</i>	2.5			
<i>Trichotropis conica</i>		2.5		
<i>Velutina velutina</i>		5.0	2.5	
Gastropod	22.5			
MOLLUSCA:Pelecypoda				
<i>Astarte borealis</i>		2.5		
<i>Astarte montagui</i>	5.0	2.5		
<i>Clinocardium ciliatum</i>		2.5	2.5	
<i>Dacrydium vitreum</i>	5.0	17.5	12.5	32.5
<i>Hiatella arctica</i>	67.5	45.0	15.0	5.0
<i>Macoma calcarea</i>	35.0			5.0
<i>Macoma moesta</i>		5.0	5.0	
<i>Musculus discors</i>	197.5	22.5	30.0	20.0
<i>Musculus niger</i>		5.0		2.5
<i>Mya truncata</i>	22.5	2.5		2.5
<i>Nucula belloti</i>	15.0	25.0	20.0	25.0
<i>Nuculana minuta</i>	45.0	7.5	22.5	17.5
<i>Nuculana permula</i>			2.5	2.5
<i>Pandora glacialis</i>	2.5			
<i>Periploma abyssorum</i>	5.0		5.0	
<i>Serripes groenlandicus</i>	2.5			
<i>Thyasira gouldi</i>	137.5	67.5	85.0	82.5
Pelecypod		10.0		
NEMERTINA				
Nemertean	117.5	60.0	152.5	65.0

Table 9. (cont'd.)

Species	5c(31 m)	5d(43 m)	5e(58 m)	5f(73 m)
PLATYHELMINTHES:Turbellaria Turbellarian	7.5	7.5	2.5	
PORIFERA Sponge	25.0	80.0	5.0	12.5
PRIAPULIDA <i>Priapulus caudatus</i>	10.0			2.5
SIPUNCULIDA Sipunculid	102.5	17.5	40.0	25.0
Total	15993.5	10832.5	8970.0	7342.5

*Sample value used because of disproportionate representation.

Table 10. Biomass of benthic invertebrates collected by grab from stations 5c, 5d, 5e, 5f in upper Frobisher Bay, 23 August 1969. Date expressed as grams per square meter (g m^{-2}).

Species	5c(31 m)	5d(43 m)	5e(58 m)	5f(73 m)
ANNELIDA:Hirudinea				
Leech			0.0038	
ANNELIDA:Polychaeta				
<i>Ammotrypane breviata</i>	0.0063	0.0003	0.0003	
<i>Ampharete acutifrons</i>			0.0001	0.0025
<i>Ampharete arctica</i>		0.0013		
<i>Amphitrite cirrata</i>		0.0335		
<i>Amphitrite groenlandica</i>	0.0300			0.0063
<i>Apistobranchus tullbergi</i>	0.0018	0.0018	0.0025	0.0013
<i>Aricidea jeffreysi</i>	0.0038	0.0005	0.0003	0.0003
<i>Aricidea suecica</i>	0.0200	0.0085	0.0210	0.0113
<i>Brada granosa</i>	0.0043			
<i>Brada villosa</i>	0.0478			
<i>Branchiomma infarcta</i>		1.1348		0.0095
<i>Capitella capitata</i>	0.0010	0.0005	0.0008	
<i>Chaetozone setosa</i>	0.1290	0.0718	0.1153	0.0800
<i>Chaetozone sp.</i>	0.0683	0.0400	0.0533	0.0408
<i>Chitinopoma fabricii</i>	0.0010	0.0088		0.0020
<i>Chone dumeri</i>	0.0138	0.0188	0.0028	0.0053
<i>Chone sp. a</i>	0.0088	0.1150	0.0213	0.0308
<i>Chone sp. b</i>	0.0155	0.0873	0.1130	0.0628
<i>Cossura longocirrata</i>	0.0155	0.0043	0.0063	0.0075
<i>Diplocirrus glaucus</i>	0.0230	0.0135	0.0070	0.0028
<i>Enipo gracilis</i>		0.2510	0.2283	0.4513
<i>Ephesiella minuta</i>	0.0003	0.0003		
<i>Ephesiella peripatus</i>	0.0005			
<i>Eteone barbata</i>	0.0065	0.0030	0.0098	0.0005
<i>Eteone flava</i>	0.0065	0.0025	0.0033	0.0033
<i>Euchone analis</i>	0.0150	0.0158	0.0123	0.0003
<i>Euchone papillosa</i>	0.0345	0.0368	0.0663	0.0125
<i>Eumida sp. a</i>			0.0005	
<i>Eumida sp. b</i>	0.0013			
<i>Eusyllis blomstrandii</i>	0.0003	0.0003		0.0001
<i>Exogone dispar</i>	0.0013	0.0005	0.0005	
<i>Exogone naidina</i>	0.0038	0.0008	0.0005	0.0008
<i>Fabricia sabella</i>	0.0045	0.0638	0.0733	0.0575
<i>Flabelligera affinis</i>	0.0225		0.0020	
<i>Gattyana cirrosa</i>	0.0680			0.0555
<i>Harmothoe extenuata</i>	0.0078	0.0558	0.0045	0.0005
<i>Harmothoe imbricata</i>	0.0670	0.0005	0.0045	
Hesionid			0.0001	

Table 10. (cont'd.)

Species	5c(31 m)	5d(43 m)	5e(58 m)	5f(73 m)
ANNELIDA: Polychaeta				
<i>Heteromastus</i> sp.	0.0098	0.0005	0.0005	0.0015
<i>Lanassa venusta</i>	0.0008	0.0128	0.0038	0.0045
<i>Laonice cirrata</i>		0.0010		
<i>Laonome kroyeri</i>	0.0005	0.0058	0.0498	0.0028
<i>Laphania boeckii</i>	0.0040	0.0068	0.0303	0.0330
<i>Leaena abranchiata</i>			0.0010	
<i>Lumbriclymene minor</i>		0.0055	0.0108	0.0010
<i>Lumbrineris minuta</i>	0.1318	0.1228	0.1135	0.2535
<i>Maldane sarsi</i>	0.1100	0.2035	0.4088	0.2553
<i>Melinna cristata</i>			0.0840	0.0028
<i>Micronephthys minuta</i>	0.0043	0.0120	0.0200	0.0083
<i>Myriochele heeri</i>	0.2198	0.3933	0.5968	0.4010
<i>Mystides borealis</i>	0.0005	0.0010	0.0010	0.0013
<i>Nephtys ciliata</i>	0.3943		0.3505	0.0455
<i>Nephtys paradoxa</i>	0.4948	1.9673	1.8213	1.5545
<i>Nicolea zostericola</i>		0.0060		
<i>Nicomache lumbricalis</i>	0.5950	2.0140	2.2868	3.2833
<i>Nicomache quadrispinata</i>	0.0005	0.0050		0.0188
<i>Owenia fusiformis</i>				0.0060
<i>Paraehesione</i> sp.	0.0005			
<i>Paraonis gracilis</i>	0.0128	0.0125	0.0168	0.0140
<i>Paraonis</i> sp. a	0.0160	0.0018	0.0018	0.0001
<i>Paraonis</i> sp. b			0.0025	0.0003
<i>Petaloproctus tenuis</i>	0.0415	0.0228	0.0240	0.0090
<i>Pherusa plumosa</i>	0.0035			
<i>Pholoe minuta</i>	0.0535	0.0363	0.0175	0.0143
<i>Phyllococe groenlandica</i>			0.9130	
<i>Pionosyllis compacta</i>	0.0058	0.0073	0.0035	0.0023
<i>Pista flexuosa</i>		0.0135	0.0423	0.0008
<i>Pista maculata</i>	0.4478	0.4980	0.0760	0.3343
<i>Polycirrus medusa</i>	0.0008	0.0003	0.0140	0.0403
<i>Polydora caeca</i>	0.0340	0.0268	0.0300	0.0283
<i>Polydora caulleryi</i>	0.0030	0.0050	0.0028	0.0033
<i>Polydora quadrilobata</i>	0.0003			
<i>Polydora</i> sp.		0.0020	0.0001	0.0001
<i>Praxillella affinis</i>	0.0135	0.0163	0.0218	0.0240
<i>Praxillella praetermissa</i>	0.0163	0.0025	0.0055	0.0305
<i>Prionospio steenstrupi</i>	0.0043	0.0020	0.0118	0.0078
<i>Sabella crassicornis</i>		0.0343	0.0245	0.0028
<i>Sabellides borealis</i>			0.0025	
<i>Sabellides octocirrata</i>	0.0210	0.0085	0.0050	0.0010
<i>Scalibregma inflatum</i>	0.0010	0.0010	0.0005	
<i>Scoloplos armiger</i>	0.0090	0.0093	0.0028	0.0013

Table 10. (cont'd.)

Species	5c(31 m)	5d(43 m)	5e(58 m)	5f(73 m)
ANNELIDA: Polychaeta				
<i>Sphaerodorum gracile</i>	0.0073	0.0013		0.0050
<i>Sphaerosyllis erinaceus</i>	0.0008	0.0003	0.0003	0.0003
<i>Spio filicornis</i>	0.0020	0.0015		
<i>Spirorbis granulatus</i>		0.0008		0.0005
<i>Spirorbis spirillum</i>		0.0005		
<i>Spirorbis</i> sp.	0.0008	0.0020	0.0073	
<i>Stauronereis caecus</i>	0.0003	0.0003	0.0005	0.0005
<i>Syllis cornuta</i>	0.0168	0.0115	0.0098	0.0190
<i>Syllis fasciata</i>	0.0015	0.0790	0.0160	0.0343
<i>Terebellides stroemi</i>	0.0635	0.0405	0.3243	0.0983
<i>Tharyx acutus</i>	0.0540	0.0308	0.0433	0.0398
<i>Thelepus cincinnatus</i>		1.1725	0.1265	
<i>Trichobranchus glacialis</i>	0.0050	0.0098	0.0010	
Pieces of polychaetes	0.1890	0.2978	0.1388	0.2545
ARTHROPODA: Amphipoda				
<i>Acanthonotozoma serratum</i>	0.0003			
<i>Aceroides l. latipes</i>			0.0025	
<i>Aceroides</i> sp.			0.0005	
<i>Aeginina longicornis</i>				0.0305
<i>Ampelisca eschrichti</i>		0.0058		0.0333
<i>Amphithopsis longicaudata</i>		0.0010		
<i>Andaniella pectinata</i>		0.0018	0.0005	
<i>Anonyx compactus</i>		0.0095		
<i>Anonyx lilljeborgi</i>			0.0005	
<i>Argissa hamatipes</i>			0.0018	0.0005
<i>Arrhinopsis longicornis</i>	0.0003			
<i>Bathymedon obtusifrons</i>	0.0005	0.0003	0.0003	0.0005
<i>Byblis gaimardi</i>	0.0015		0.0005	0.0018
<i>Dulichia porrecta</i>	0.0113	0.0008	0.0015	0.0008
<i>Erichthonius tolli</i>			0.0015	0.0183
<i>Gammaropsis maculata</i>			0.0003	
<i>Gitanopsis inermis</i>	0.0003			
<i>Guernea nordenskioldi</i>	0.0008	0.0005	0.0008	
<i>Halirages fulvocintus</i>	0.0003			
<i>Halirages megalops</i>	0.0005			
<i>Haploops tubicola</i>		0.0093		0.0008
<i>Harpinia serrata</i>		0.0038	0.0038	0.0048
<i>Ischyrocerus megalops</i>		0.0025	0.0023	0.0003
<i>Lembos</i> sp.		0.0001		
<i>Melita quadrispinosa</i>			0.0250	
<i>Mesopleustes</i> sp.	0.0001			
<i>Metopa boeckii</i>	0.0001			

Table 10. (cont'd.)

Species	5c(31 m)	5d(43 m)	5e(58 m)	5f(73 m)
ARTHROPODA:Amphipoda				
<i>Metopa groenlandica</i>	0.0008	0.0153	0.0050	
<i>Metopa robusta</i>				0.0005
<i>Metopella nasuta</i>		0.0001	0.0003	
<i>Metopella</i> sp.		0.0001		
<i>Monoculodes latimanus</i>	0.0008		0.0001	
<i>Monoculodes tuberculatus</i>		0.0038	0.0018	0.0008
<i>Monoculodes</i> sp. c	0.0023	0.0013	0.0003	
<i>Odius carinatus</i>	0.0001			
<i>Oediceros</i> sp.		0.0001		
<i>Orchomene macroserrata</i>		0.0035		
<i>Orchomene minuta</i>		0.0013		
<i>Orchomene serrata</i>		0.0160	0.0013	0.0025
<i>Paradulichia typica</i>	0.0001	0.0015	0.0008	0.0005
<i>Pardalisca cuspidata</i>		0.0180		
<i>Paroediceros</i> sp.			0.0005	
<i>Phoxocephalus holbolli</i>	0.0008	0.0015		0.0008
<i>Pleustes media</i>			0.0003	
<i>Protomedeia fasciata</i>		0.0018	0.0018	
<i>Socarnes bidenticulatus</i>			0.4483	
<i>Socarnes</i> sp.		0.0010		
<i>Stenopleustes pulchella</i>	0.0005		0.0025	
<i>Syrrhoe crenulata</i>		0.0033		0.0020
<i>Syrrhoe</i> sp.	0.0001	0.0001		
<i>Tiron spiniferum</i>			0.0003	
<i>Tryphosella schneideri</i>	0.0005	0.0033		
<i>Unciola leucopis</i>		0.0078	0.0135	0.0218
<i>Westwoodilla brevicalar</i>	0.0013	0.0020	0.0018	
<i>Westwoodilla megalops</i>	0.0013	0.0055	0.0030	0.0035
Amphipod		0.0013		
ARTHROPODA:Cirripedia				
<i>Balanus balanus</i>	0.0165	1.3858	0.7995	
<i>Balanus crenatus</i>		0.0245	0.0798	0.2920
ARTHROPODA:Cumacea				
<i>Brachydiastylis resima</i>	0.0008		0.0023	0.0003
<i>Cumella</i> sp.	0.0370	0.0885	0.0098	0.0065
<i>Diastylis goodsiri</i>		0.0598		
<i>Diastylis scorpioides</i>	0.0073	0.0013		
<i>Diastylis</i> sp.				0.0025
<i>Eudorella emarginata</i>	0.0001	0.0068	0.0015	0.0018
<i>Eudorella truncatula</i>			0.0023	
<i>Lamprops fuscata</i>		0.0001		0.0001

Table 10. (cont'd.)

Species	5c(31 m)	5d(43 m)	5e(58 m)	5f(73 m)
ARTHROPODA: Cumacea				
<i>Leptostylis ampullacea</i>	0.0008	0.0003		
<i>Leucon acutirostris</i>	0.0013	0.0013	0.0003	0.0010
<i>Leucon nasica</i>	0.0013	0.0035	0.0003	
<i>Leucon nasicoides</i>	0.0010	0.0015	0.0005	
ARTHROPODA: Isopoda				
<i>Desmosoma lineare</i>	0.0005	0.0023	0.0013	0.0008
<i>Eurycope</i> sp.	0.0001			
<i>Gnathia</i> sp.			0.0001	
<i>Janiropsis</i> sp.		0.0010		
<i>Munna boeckii</i>	0.0001			
<i>Munna fabricii</i>	0.0007			
<i>Munna kroyeri</i>	0.0015	0.0013	0.0005	
<i>Munna limicola</i>	0.0010	0.0005		
<i>Fleurogonium spinosissimum</i>	0.0013	0.0008	0.0001	0.0005
<i>Synidotea</i> sp. a				0.0015
ARTHROPODA: Ostracoda				
<i>Cythereis tuberculata</i>	0.0018	0.0001	0.0003	
<i>Cytheridea</i> sp.	0.0005		0.0001	0.0001
<i>Hemicythere finmarchica</i>	0.0003		0.0001	0.0005
<i>Hemicythere quadridentata</i>			0.0001	
<i>Hemicythere</i> sp. a	0.0001		0.0001	
<i>Hemicythere</i> sp. b	0.0001			
<i>Macrocythere simplex</i>	0.0003	0.0003		
<i>Philomedes globosus</i>	0.3460	0.3015	0.1825	0.1113
ARTHROPODA: Pycnogonida				
<i>Eurycyde hispida</i>	0.0028			
<i>Nymphon hiritipes</i>		0.0985	0.0143	0.0240
<i>Nymphon</i> sp.	0.0030			
<i>Pseudopallene circularis</i>	0.0005			
ARTHROPODA: Tanaidacea				
<i>Cryptocope arctica</i>		0.0003	0.0001	
<i>Leptognathia longiremis</i>	0.0001	0.0013		0.0001
<i>Pseudotanaïs lilljeborgi</i>		0.0008		0.0001
<i>Pseudotanaïs macrocheles</i>	0.0001		0.0003	
<i>Sphyrapus anomalus</i>		0.0050	0.0005	0.0160
<i>Typhlotanaïs finmarchicus</i>	0.0001	0.0003		0.0001
ASCHELMINTHES: Nematoda				
Nematode	0.0813	0.0223	0.0158	0.0150

Table 10. (cont'd.)

Species	5c(31 m)	5d(43 m)	5e(58 m)	5f(73 m)
BRACHIOPODA				
<i>Atretia gnomon</i>			0.0005	0.0298
<i>Hemithyris psittacea</i>			0.0795	0.0015
CHORDATA: Ascidiacea				
<i>Ascidia callosa</i>		17.6208	2.5193	2.5000
<i>Botrylloides aureum</i>			0.2190	
<i>Chelyosoma</i> sp.			0.0458	
<i>Ciona intestinalis</i>		6.4135	5.1943	
<i>Didemnum albidum</i>	1.0300	0.0665		0.0773
<i>Molgula</i> sp.		2.4710		0.2278
<i>Styela rustica</i>		0.0785		
Ascidian	0.0625	5.4575	0.7263	2.6935
COELENTERATA: Anthozoa				
Anemone	0.0163		0.9143	0.0220
ECHINODERMATA: Crinoidea				
<i>Heliometra glacialis</i>	8.8400*			
ECHINODERMATA: Holothuroidea				
<i>Psolus fabricii</i>	0.0100	0.0088		
Holothuroid		0.0248	0.0160	
ECHINODERMATA: Ophiuroidea				
<i>Amphiura sundevalli</i>		0.0260		
<i>Ophiacantha bidentata</i>	9.3750	2.8665	4.0763	2.9280
<i>Ophiopus arcticus</i>	3.4180	2.2435	0.7440	0.5613
<i>Ophiura robusta</i>	0.7500			
<i>Stegophiura nodosa</i>	0.1715	0.0148	0.0085	0.0038
ECTOPROCTA				
<i>Alcyonidium gelatinosum</i>		0.0298	0.0495	
<i>Microporina articulata</i>	1.7350			
MOLLUSCA: Gastropoda				
<i>Acmaea rubella</i>	0.0028	0.0010		
<i>Admete couthouyi</i>	0.0028			
<i>Alvania</i> sp.	0.0153	0.0025		
<i>Boretrophon fabricii</i>		0.7788		
<i>Cingula moerchi</i>	0.0053			
<i>Colus tortuosus</i>	0.4390			
<i>Cylichna alba</i>	0.0568	0.0743	0.0363	0.0320
<i>Cylichna occulta</i>			0.0053	

Table 10. (cont'd.)

Species	5c(31 m)	5d(43 m)	5e(58 m)	5f(73 m)
MOLLUSCA:Gastropoda				
<i>Lepeta caeca</i>	0.0948	0.1543		0.0510
<i>Lunatia pallida</i>				0.0040
<i>Margarites costalis</i>	0.1178			
<i>Margarites groenlandicus</i>	0.0010			
<i>Margarites olivaceus</i>	0.0395	0.0383		0.0005
<i>Margarites umbilicalis</i>	0.1570			
<i>Margarites vahli</i>	0.0065	0.0033		
<i>Moelleria costulata</i>	0.0053			
<i>Oenopota incisula</i>		0.0023	0.0035	
<i>Oenopota turricula</i>		0.0025		
<i>Puncturella noachina</i>	0.0003			
<i>Retusa obtusa</i>	0.0033	0.0005	0.0013	
<i>Scissurella crispata</i>	0.0050	0.0015		
<i>Tachyrhynchus reticulatus</i>	0.0895			
<i>Taranis amoena</i>			0.0005	
<i>Trichotropis bicarinata</i>				0.0013
<i>Trichotropis borealis</i>	0.0150			
<i>Trichotropis conica</i>		0.0583		
<i>Velutina velutina</i>		0.0008	0.0063	
Gastropod	0.0010			
MOLLUSCA:Pelecypoda				
<i>Astarte borealis</i>		1.3453		
<i>Astarte montagui</i>	0.2923	0.1460		
<i>Clinocardium ciliatum</i>		5.6105	4.1915	
<i>Dacrydium vitreum</i>	0.0003	0.0090	0.0018	0.0118
<i>Hiatella arctica</i>	26.1603	12.4970	3.4660	1.2758
<i>Macoma calcarea</i>	1.0470			0.8303
<i>Macoma moesta</i>		0.0013	0.1680	
<i>Musculus discors</i>	2.6750	0.0005	0.7598	0.0005
<i>Musculus niger</i>		1.2905		2.0220
<i>Mya truncata</i>	6.2150	2.1520		0.0028
<i>Nucula belloti</i>	0.0013	0.0558	0.0218	0.0020
<i>Nuculana minuta</i>	0.2433	0.0038	0.0178	0.0125
<i>Nuculana permula</i>			0.1908	0.0363
<i>Pandora glacialis</i>	0.0648			
<i>Periploma abyssorum</i>	0.0263		0.0740	
<i>Serripes groenlandicus</i>	10.4308			
<i>Thyasira gouldi</i>	0.0255	0.0148	0.0113	0.0095
Pelecypod		0.0005		
NEMERTINA				
Nemertean	0.0595	0.1968	0.2385	0.0283

Table 10. (cont'd.)

Species	5c(31 m)	5d(43 m)	5e(58 m)	5f(73 m)
PLATYHELMINTHES: Turbellaria Turbellarian	0.0015	0.0205	0.0005	
PORIFERA Sponge	0.0700	0.7783	0.0015	0.0025
PRIAPULIDA <i>Priapulus caudatus</i>	0.0038			0.0003
SIPUNCULIDA Sipunculid	0.3395	0.0103	0.0513	0.1330
TOTAL	78.2768	73.7849	33.896i	21.7849

*Sample value used because of disproportionate representation.

Table 11. Associated data for trawl samples and biomass of zoobenthos collected by trawl from the station 5 area, 1968.

Trawl No.	Date	Time		Water Depth (m)	Ship Speed (knot)	Estimated Trawl Time (min.)	Sampled Area (m ²)	Dry Wt. Sample (g)	Biomass (g m ⁻²)
		AST	GMT						
OT-6	28 Aug 67	1710	2110	64-91	3	15	5556	-	-
OT-7	4 Sep 67	1158	1558	50	3	5	1852	-	-
OT-10	11 Sep 67	1310	1710	55-66	3	2	741	-	-
OT-26	3 Aug 68	1030	1430	55-60	3	5	1157	3240.6	2.80
					4	5	150	3240.6	2.10
OT-27	4 Aug 68	1225	1665	60-65	3	2	500	2350.8	5.08
					4	2	617	2350.8	3.81
OT-28	4 Aug 68	1640	2040	60-65	3	2	463	2098.3	4.53
					4	2	617	2098.3	3.40
OT-29	7 Aug 68	1050	1450	55-60	3	1	232	1143.5	4.93
					4	1	309	1143.5	3.70
OT-30	7 Aug 68	1110	1510	64-74	3	1	232	638.4	2.75
					4	1	309	638.4	2.07

Table 12. Dry weight (g) of zoobenthos collected by trawl (OT) from the station 5 area, 1968.

Taxa	OT-26	OT-27	OT-28	OT-29	OT-30
ANNELIDA					
Hirudinea		0.1			
Polychaeta	42.9	50.3	32.2	7.2	8.4
ARTHROPODA					
Amphipoda	6.5	6.3	7.1	4.0	0.6
Cirripedia	8.7	13.7	1.5	0.9	6.9
Cumacea			*	*	*
Decapoda	54.9	48.2	30.1	6.6	10.2
Isopoda	1.4		*	*	*
Pycnogonida	47.0	72.3	33.3	14.6	10.7
BRACHIOPODA					
Brachiopod	4.3	0.1	3.7	*	0.1
CHORDATA					
Ascidiacea	969.9	632.0	611.6	61.9	170.1
ECHINODERMATA					
Asteroidea	34.2	19.2	12.4	3.3	7.2
Crinoidea	29.3		10.6	10.5	
Echinoidea			25.0		
Holothuroidea	2.1	210.9	52.7	2.4	57.9
Ophiuroidea	905.9	642.2	882.0	389.2	241.2
MOLLUSCA					
Cephalopoda	19.4	5.8	5.4	0.2	
Gastropoda	26.4	37.3	27.3	10.2	7.5
Pelecypoda	46.3	6.2	54.4	10.0	3.4
NEMERTINA					
Nemertean		0.4			
PORIFERA					
Sponge	1041.3	605.8	308.9	622.5	114.2
SIPUNCULIDA					
Sipunculid	0.1		0.1		
TOTAL	3240.6	2350.8	2098.3	1143.5	638.4

* less than 0.1 g

Table 13. Species of invertebrates collected by small otter trawl from station 5, 1968.

Species	OT-26 3 Aug	OT-27 4 Aug	OT-28 4 Aug	OT-29,30 7 Aug
ANNELIDA:Hirudinea				
Leech		X		
ANNELIDA:Polychaeta				
<i>Antinoella badia</i>		X	X	
<i>Branchiomma infarcta</i>	X			
<i>Chone</i> sp. a	X	X		
<i>Enipo gracilis</i>			X	
<i>Euchone papillosa</i>	X			
<i>Euphrosine borealis</i>		X	X	X
<i>Flabelligera affinis</i>		X	X	
<i>Gattyana cirrosa</i>		X	X	
<i>Harmothoe extenuata</i>			X	
<i>Harmothoe imbricata</i>		X		
<i>Harmothoe nodosa</i>		X	X	X
<i>Harmothoe oerstedii</i>		X	X	
<i>Myriochele heeri</i>		X		
<i>Nephtys ciliata</i>		X	X	
<i>Phyllodoce groenlandica</i>	X	X	X	X
<i>Pista flexuosa</i>	X	X	X	X
<i>Pista maculata</i>	X	X	X	X
<i>Potamilla neglecta</i>	X			
<i>Sabella crassicornis</i>	X	X		
<i>Sabellides borealis</i>	X		X	
<i>Sphaerodorum gracile</i>		X		
<i>Syllis fasciata</i>		X		
<i>Thelepus cincinnatus</i>	X	X	X	X
ARTHROPODA:Amphipoda				
<i>Acanthonotozoma cristatum</i>	X	X	X	
<i>Acanthonotozoma serratum</i>	X	X	X	
<i>Aeginina longicornis</i>				X
<i>Anonyx nugax</i>	X	X	X	X
<i>Lepidepecreum umbo</i>			X	
<i>Paramphithoe hystrix</i>		X	X	X
<i>Pleustes panopla</i>	X			
<i>Schisturella pulchra</i>				X
<i>Socarnes bidenticulatus</i>	X	X	X	X
<i>Socarnes vahli</i>		X	X	X

Table 13. (cont'd.)

Species	OT-26 3 Aug	OT-27 4 Aug	OT-28 4 Aug	OT-29,30 7 Aug
ARTHROPODA: Cirripedia				
<i>Balanus balanus</i>	X	X	X	X
<i>Balanus crenatus</i>	X	X	X	X
ARTHROPODA: Cumacea				
<i>Diastylis goodsiri</i>			X	X
ARTHROPODA: Decapoda				
<i>Argis dentata</i>	X	X		X
<i>Eualus gaimardi</i>	X	X		X
<i>Sabinea septemcarinata</i>	X			
<i>Sclerocrangon boreas</i>	X	X	X	X
<i>Spirontocaris phippsi</i>		X		
<i>Spirontocaris spinus</i>	X	X	X	X
ARTHROPODA: Ispoda				
<i>Arcturus baffini</i>	X			X
<i>Synidotea sp. b</i>			X	X
ARTHROPODA: Pycnogonida				
<i>Boreonirphon abyssorum</i>	X	X	X	X
<i>Nymphon elegans</i>	X	X	X	X
<i>Nymphon hirtipes</i>	X	X	X	X
<i>Nymphon longitarse</i>			X	
<i>Nymphon macrum</i>			X	
<i>Nymphon mixtum ?</i>			X	
<i>Pseudopallene brevicollis</i>			X	
BRACHIOPODA				
<i>Hemithyris psittacea</i>	X	X	X	X
CHORDATA: Ascidiacea				
<i>Ascidia callosa</i>	X	X	X	X
<i>Boltenia echinata</i>		X		X
<i>Boltenia ovifera</i>				X
<i>Ciona intestinalis</i>	X	X	X	X
<i>Kukenthalia borealis</i>	X	X	X	X
<i>Pelonaia corrugata</i>			X	
<i>Styela coriacea</i>	X	X	X	X
<i>Styela rustica</i>	X		X	

Table 13. (cont'd.)

Species	OT-26 3 Aug	OT-27 4 Aug	OT-28 4 Aug	OT-29,30 7 Aug
ECHINODERMATA:Asteroidea				
<i>Ctenodiscus crispatus</i>	X		X	
<i>Henricia eschrichti</i>	X	X	X	X
<i>Pteraster obscurus</i>			X	
<i>Pteraster pulvillus</i>	X	X	X	X
<i>Solaster syrtensis</i>	X	X	X	X
ECHINODERMATA:Crinoidea				
<i>Heliometra glacialis</i>	X		X	X
ECHINODERMATA:Echinoidea				
<i>Strongylocentrotus droebachiensis</i>			X	
ECHINODERMATA:Holothuroidea				
<i>Psolus fabricii</i>	X	X	X	X
<i>Thyonidium</i> sp.		X		
ECHINODERMATA:Ophiuroidea				
<i>Amphiura sundevalli</i>			X	
<i>Ophiacantha bidentata</i>	X	X	X	X
<i>Ophiocten sericeum</i>			X	
<i>Ophiopus arcticus</i>	X	X	X	X
<i>Ophiura robusta</i>	X	X	X	X
<i>Ophiura sarsi</i>			X	
MOLLUSCA:Cephalopoda				
<i>Bathypolypus arcticus</i>	X			
<i>Rossia molleri</i>	X	X	X	X
<i>Rossia palpebrosa</i>			X	X
MOLLUSCA:Gastropoda				
<i>Admete couthouyi</i>	X	X	X	
<i>Boreotrophon fabricii</i>	X	X	X	X
<i>Boreotrophon truncatus</i>	X			
<i>Buccinum hyropharum</i>			X	X
<i>Buccinum tenue</i>			X	
<i>Capulaemaea radiata</i>	X	X		
<i>Colus islandicus</i>	X	X		

Table 13. (cont'd.)

Species	OT-26 3 Aug	OT-27 4 Aug	OT-28 4 Aug	OT-29,30 7 Aug
MOLLUSCA:Gastropoda				
<i>Colus pubescens</i>	X			X
<i>Colus tortuosus</i>	X	X	X	X
<i>Cylichna alba</i>	X	X	X	X
<i>Lepeta caeca</i>	X		X	
<i>Lunatia pallida</i>	X	X	X	
<i>Margarites costalis</i>	X	X	X	X
<i>Margarites olivaceus</i>	X	X	X	X
<i>Margarites umbilicalis</i>	X	X	X	X
<i>Natica clausa</i>	X			
<i>Neptunea despecta</i>	X	X	X	X
<i>Nudibranch</i>		X		
<i>Oenopota declivis</i>	X			
<i>Oenopota turricula</i>	X		X	
<i>Onchidiopsis sp.</i>	X	X	X	X
<i>Tachyrhynchus reticulatus</i>	X	X	X	
<i>Taranis amoena</i>			X	
<i>Tectibranch</i>	X	X	X	X
<i>Trichotropis borealis</i>		X	X	
<i>Trichotropis conica</i>	X	X	X	
<i>Velutina plicatilis</i>	X			
<i>Velutina undata</i>	X	X		X
<i>Velutina velutina</i>	X	X		
<i>Velutina sp.</i>		X		
MOLLUSCA:Pelecypoda				
<i>Astarte borealis</i>	X		X	
<i>Astarte crenata</i>	X			
<i>Chlamys islandica</i>				X
<i>Clinocardium ciliatum</i>	X		X	X
<i>Hiatella arctica</i>	X	X	X	X
<i>Macoma calcarea</i>	X			
<i>Macoma moesta</i>	X			
<i>Musculus corrugatus</i>	X			
<i>Musculus discors</i>	X	X	X	X
<i>Musculus niger</i>		X	X	X
<i>Mya truncata</i>	X			

Table 13. (cont'd.)

Species	OT-26 3 Aug	OT-27 4 Aug	OT-28 4 Aug	OT-29,30 7 Aug
MOLLUSCA: Pelecypoda				
<i>Nucula belloti</i>				X
<i>Nuculana minuta</i>	X	X	X	X
<i>Nuculana pernula</i>	X	X	X	X
<i>Pandora glacialis</i>	X			X
<i>Pecten groenlandicus</i>	X	X	X	
NEMERTINA				
<i>Nemertean</i>		X		
PORIFERA				
<i>Mycale lingua</i>	X	X	X	X
<i>Polymastia mammillaris</i>	X	X		
<i>Tetilla sibirica</i>	X	X	X	X
SIPUNCULIDA				
<i>Golfingia eremita</i>	X		X	

Table 14. Associated data for dredges and biomass of zoobenthos from dredges collected from the station 5 area, 1969-1973.

Dredge No.	Date	Time		Water Depth (m)	No. of dredges	Sampled area (m ²)	Dry Wt. (g)	Biomass (g m ⁻²)
		AST	GMT					
D-2	27 Aug 69	1000	1400	64-66	5	372	271.3	0.7
D-3	30 Aug 69	1430	1830	53	4	264	1050.2	4.0
D-20	2 Aug 70	1015	1415	68	2	93	330.1	3.6
D-21	2 Aug 70	1045	1445	68	1	46	246.3	5.4
D-22	2 Aug 70	1150	1550	60	2	109	59.3	0.5
D-23	4 Aug 70	1045	1445	55-58	2	114	247.6	2.2
D-24	4 Aug 70	1400	1800	58	2	148	75.9	0.5
D-6	9 Aug 73	1130	1530	48	2	138	181.9	1.3
D-7	9 Aug 73	1410	1810	40	2	151	440.5	2.9
D-8	11 Aug 73	1415	1815	50	1	68	234.4	3.5
D-9	11 Aug 73	1515	1915	55	2	118	536.4	4.6
D-10	14 Aug 73	1330	1730	60	2	138	423.0	3.1
D-11	14 Aug 73	1445	1845	54	1	65	285.8	4.4

Table 15. Biomass of zoobenthos collected by dredge from the station 5 area, 1969-1973. Data presented in grams of dry weight.

Taxa	1969			1970							1973				
	D-2	D-3	D-24	D-20	D-21	D-22	D-23	D-24	D-6	D-7	D-8	D-9	D-10	D-11	
ANNELIDA															
Hirudinea			0.1												
Polychaeta	6.0	14.0	10.4	8.4	8.4	4.6	15.9	6.1	8.5	40.6	4.3	25.6	10.1	16.1	
ARTHROPODA															
Amphipoda	0.6	0.8	0.1	0.3	0.3	0.1	0.1		0.1	2.0	0.3	1.2	0.7	0.7	
Cirripedia	0.8	1.3	0.1	9.8		0.2		0.2	0.1	6.7	1.4	0.3	0.2	0.4	
Cumacea		0.6				0.2									
Decapoda	8.1	1.3	0.7			4.2	0.1	2.7	3.0	3.1	5.4	1.5	10.7	2.1	
Isopoda	0.6		0.6	1.2		1.2	1.1	0.8	0.5	1.3	0.5	2.1	2.2	1.3	
Pycnogonida	2.2	7.6						1.1	0.5	7.4	3.1	1.4			
BRACHIOPODA															
Brachiopods		0.4				0.1				0.6					
CHORDATA															
Ascidiacea	24.2	494.0	12.0	48.2	11.4	144.0	31.3	120.7	49.7	148.7	222.2	18.0	49.9		
COELENTERATA															
Anthozoa														1.6	
Hydrozoa						0.1									
ECHINODERMATA															
Asteroidea	4.8	2.4	0.5	0.3		0.3	0.2			19.8		6.7		5.1	
Crinoidea		38.1	8.5					2.5	0.8					8.0	
Echinoidea						2.0		37.5				117.7		2.6	
Holothuroidea						12.2		14.5					11.0		
Ophiuroidea	66.5	359.5	13.7	21.2	31.7	19.2	27.9	28.6	140.4	48.3	38.1	103.8	59.6		

Table 15. (cont'd.)

Taxa	1969			1970				1973					
	D-2	D-3	D-20	D-21	D-22	D-23	D-24	D-6	D-7	D-8	D-9	D-10	D-11
ECTOPROCTA													
Bryozoans	1.4	0.3			0.1	0.2				0.3			
MOLLUSCA													
Amphineura	0.3	0.1			0.2					0.3			
Cephalopoda	4.2	8.7	0.2	1.0	0.4	1.8	0.3	2.1	13.3	4.5	3.5	4.6	0.5
Gastropoda	5.0	21.2	0.1	3.3	4.5	48.5	0.8	12.9	14.4	0.8	41.6	8.8	5.0
Pelecypoda													
PORIFERA													
Sponges	146.1	99.5	283.2	151.3	0.1	2.3	4.0		85.1	16.2	74.5	252.5	131.8
MISCELLANEOUS													
Unidentified	0.5	0.4		1.3	0.1		0.5		3.9	0.3		0.4	1.1
TOTAL	271.3	1050.2	330.1	246.3	59.3	247.6	75.9	181.9	440.5	234.4	536.4	423.0	285.8

Table 16. Identified species of zoobenthos collected by dredge from the station 5 area, 1969-1973.

Species	1969			1970					1973				
	D-2	D-3	D-20	D-21	D-22	D-23	D-24	D-6	D-7	D-8	D-9	D-10	D-11
ANNELIDA: Hirudinea													
Leech				X									
ANNELIDA: Polychaeta													
<i>Branchioma infarata</i>				X			X						
<i>Enipo gracilis</i>	X	X			X		X					X	
<i>Euchone papillosa</i>	X	X					X						
<i>Euphrosine borealis</i>				X									
<i>Flabelligera affinis</i>				X									
<i>Harmothoe extenuata</i>	X	X		X									
<i>Harmothoe imbricata</i>	X	X		X									
<i>Harmothoe rodosa</i>							X						
<i>Myriochele heeri</i>	X	X			X								
<i>Nephtys ciliata</i>	X	X					X						
<i>Nephtys paradoxa</i>	X	X											
<i>Nicomache lumbricalis</i>	X	X											
<i>Pista flexuosa</i>	X	X					X						
<i>Pista maculata</i>	X	X					X						
<i>Sabella crassicornis</i>	X	X					X						
<i>Thelepus cincinnatus</i>	X	X					X						
ARTHROPODA: Amphipoda													
<i>Stegocephalus inflatus</i>				X									
ARTHROPODA: Cirripedia													
<i>Balanus balanus</i>	X	X		X			X						
<i>Balanus crenatus</i>							X						

Table 16. (cont'd.)

Species	1969			1970			1973						
	D-2	D-3	D-20	D-21	D-22	D-23	D-24	D-6	D-7	D-8	D-9	D-10	D-11
ARTHROPODA: Cumacea													
<i>Diastylis goodsiri</i>		X			X								
ARTHROPODA: Decapoda													
<i>Argis dentata</i>										X			
<i>Eualus gaimardi</i>									X				X
<i>Lebbeus polaris</i>				X									
<i>Sabinea septemcarinata</i>		X			X								
<i>Sclerocrangon boreas</i>	X		X				X					X	
<i>Spirontocaris phippisi</i>	X											X	
<i>Spirontocaris spinus</i>	X				X		X		X	X	X	X	X
ARTHROPODA: Isopoda													
<i>Areturus baffini</i>							X		X	X	X		
ARTHROPODA: Pycnogonida													
<i>Nymphon hirtipes</i>	X	X			X		X	X	X	X	X	X	X
BRACHIOPODA													
<i>Hemithyris psittacea</i>		X			X			X					
CHORDATA: Ascidiacea													
<i>Ascidia callosa</i>	X	X				X	X	X	X	X	X	X	
<i>Boltenia echinata</i>	X	X											
<i>Boltenia ovifera</i>	X	X				X	X			X	X		
<i>Botrylloides aureum</i>	X	X											X

Table 16. (cont'd.)

Species	1969			1970				1973					
	D-2	D-3	D-20	D-21	D-22	D-23	D-24	D-6	D-7	D-8	D-9	D-10	D-11
CHORDATA: Ascidiacea													
<i>Ciona intestinalis</i>	X	X	X	X	X	X	X	X	X	X	X	X	X
<i>Didemnum albidum</i>		X											
<i>Halocynthia pyriformis</i>		X						X		X			X
<i>Kukenthalia borealis</i>	X	X						X	X	X	X		
<i>Molgula</i> sp.	X	X						X			X		
<i>Styela rustica</i>		X						X					
COELENTERATA: Anthozoa													
<i>Halocampa arctica</i>													X
ECHINODERMATA: Asteroidea													
<i>Henricia eschrichti</i>				X		X	X						X
<i>Henricia scabrion</i>													
<i>Pteraster militaris</i>	X	X											
<i>Solaster papposus</i>		X							X		X		
<i>Solaster syrtensis</i>													
ECHINODERMATA: Crinoidea													
<i>Heliometra glacialis</i>		X						X	X				X
ECHINODERMATA: Echinoidea													
<i>Strongylocentrotus droebachiensis</i>						X			X		X		X
ECHINODERMATA: Holothuroidea													
<i>Cucumaria calceigera</i>								X					
<i>Psolus fabricii</i>								X	X				X
<i>Thyonidium</i> sp.						X							

Table 16. (cont'd.)

Species	1969			1970				1973						
	D-2	D-3		D-20	D-21	D-22	D-23	D-24	D-6	D-7	D-8	D-9	D-10	D-11
ECHINODERMATA: Ophiuroidea														
<i>Ophiacantha bidentata</i>	X	X	X	X	X	X	X	X	X	X	X	X	X	X
<i>Ophiocten sericeum</i>		X			X									
<i>Ophiopus arcticus</i>	X	X	X	X	X	X	X	X	X	X	X	X	X	X
<i>Ophiura sarsi</i>		X											X	
<i>Stegophiura nodosa</i>					X									
ECTOPROCTA														
<i>Acyonidium gelatinosum</i>											X			
MOLLUSCA: Amphineura														
<i>Tonicella marmorea</i>	X													
MOLLUSCA: Cephalopoda														
<i>Rossia molleri</i>		X				X					X			
MOLLUSCA: Gastropoda														
<i>Admete couthouyi</i>		X								X				
<i>Boreotrophon fabricii</i>	X	X		X		X			X	X	X	X		X
<i>Colus islandicus</i>											X			
<i>Colus pubescens</i>		X									X			
<i>Colus tortuosus</i>		X							X		X		X	
<i>Cyllichna alba</i>		X									X			
<i>Lepeta caeca</i>		X												
<i>Lunatia pallida</i>		X					X				X			
<i>Margarites groenlandicus</i>		X					X							
<i>Margarites olivaceus</i>		X												X

Table 16. (cont'd.)

Species	1969			1970					1973				
	D-2	D-3	D-20	D-21	D-22	D-23	D-24	D-5	D-7	D-8	D-9	D-10	D-11
PORIFERA													
<i>Mycale lingua</i>	X		X	X					X	X	X	X	
<i>Polymastia mammillaris</i>	X								X				
<i>Tetilla sibirica</i>	X	X									X	X	X

Table 17. Biomass of algae (mostly Phyllophora sp.) collected by grab from the station 5 area, 1967-1969.

Station	Date	Water depth (m)	Sampled area (m ²)	Dry wt. (g)	Biomass (g m ⁻²)
67-5a	10 Dec 67	37	0.39	1 ^r .00	37.50
68-5a	13 Feb 68	30	0.33	5.79	17.37
68-5a	30 Apr 68	26	0.39	6.80	17.00
68-5a	1 Aug 68	26	0.39	13.89	34.73
68-5a	20 Aug 68	32	0.39	11.63	29.08
69-5c	23 Aug 69	31	0.39	3.11	7.76
69-5d	23 Aug 69	43	0.39	1.09	2.72
69-5e	23 Aug 69	58	0.39	-	-
69-5f	23 Aug 69	73	0.39	0.57*	1.43*

*Represented by Laminaria sp.

Table 18. Biomass of algae (mostly *Laminaria* sp.) collected by dredge (D) and trawl (OT) from the station 5 area, 1968-1973.

Station	Date	Water depth (m)	Speed of ship (knots)	Trawl time (min.)	Sampled area (m ²)	Dry wt. (g)	Biomass (g m ⁻²)
D-20	2 Aug 70	68	-	-	93	5.5	0.0591
D-21	2 Aug 70	68	-	-	46	1.3	0.0283
D-23	4 Aug 70	55-58	-	-	114	154.0	1.3509
D-24	4 Aug 70	58	-	-	148	2.2	0.0149
D-6	9 Aug 73	48	-	-	138	21.5	0.1558
D-7	9 Aug 73	40	-	-	151	73.4	0.4861
D-9	11 Aug 73	55	-	-	118	91.0	0.7712
D-10	14 Aug 73	60	-	-	138	2.1	0.0152
OT-26	3 Aug 68	55-60	3	5	1157	251.8	0.2176
			4	5	1543	251.8	0.1673
OT-27	4 Aug 68	60-65	3	2	463	760.0	1.6239
			4	2	617	760.0	1.2318
OT-28	4 Aug 68	60-65	3	2	463	341.7	0.7301
			4	2	617	341.7	0.5538
OT-29	7 Aug 68	55-60	3	1	232	73.9	0.3185
			4	1	309	73.9	0.2392
OT-30	7 Aug 68	64-74	3	1	232	121.6	0.5241
			4	1	309	121.6	0.3935

Table 19. Biomass of benthic fish collected by dredge (D) and trawl (OT) from the station 5 area, 1968-1973.

Station	Date	Speed of ship (knots)	Sampled area (m ²)	Dry wt. (g)	Biomass (g m ⁻²)
D-2	27 Aug 69	-	372	0.5	0.0013
D-3	30 Aug 69	-	264	2.7	0.0102
D-20	2 Aug 70	-	93	0.3	0.0032
D-24	4 Aug 70	-	148	0.1	0.0007
D-7	9 Aug 73	-	151	3.5	0.0232
D-8	11 Aug 73	-	68	0.6	0.0088
D-11	14 Aug 73	-	65	0.5	0.0077
OT-26	3 Aug 68	3	1157	23.8	0.0206
		4	1543	23.8	0.0154
OT-27	4 Aug 68	3	463	18.2	0.0393
		4	617	18.2	0.0295
OT-28	4 Aug 68	3	463	37.4	0.0808
		4	617	37.4	0.0606
OT-29	7 Aug 68	3	232	9.6	0.0414
		4	309	9.6	0.0311
OT-30	7 Aug 68	3	232	2.8	0.0121
		4	309	2.8	0.0091

Table 20. Species of fish collected by grab, dredge, and trawl from the station 5 area, 1967-1973.

Species

Anisarchus medius
Aspidophoroides olrikii
Boreogadus saida
Eumicrotremus derjugini
Gymnelis retrodorsalis
Gymnelis viridis
Icelus bicornis
Icelus spatula
Leptoclinus maculatus
Liparis tunicatus
Lumpenus fabricii
Lycodes jugoricus
Lycodes polaris
Lycodes rossi
Reinhardtius hippoglossoides
Triglops murrayi

Table 21. Particle-size distribution (Wentworth Scale) and pH of sediments collected by grab from stations in upper Frobisher Bay, 1968-1973.

Station	Date	Water Depth (m)	Sand (.063-2.0mm) %	Silt (.004-.063mm) %	Clay (<.004mm) %	pH (0.01 M CaCl ₂)
68-5a	1 Aug 68	26	25	30	45	7.2
69-5a	2 Sep 69	36	12	28	60	7.5
68-5	20 Aug 68	60	20	29	51	7.6
69-5	2 Sep 69	53	16	25	59	7.3
69-5	2 Sep 69	60	10	28	62	7.4
73-5	23 Mar 73	54	16	37	47	6.9
69-5c	23 Aug 69	31	31	26	43	7.5
69-5d	23 Aug 69	43	16	26	58	7.1
69-5e	23 Aug 69	58	20	33	47	7.1
69-5f	23 Aug 69	73	17	32	51	7.1
69-5g	2 Sep 69	90	14	27	59	7.4

Table 22. Levels of nitrate-nitrogen, ammonia-nitrogen, total nitrogen, organic carbon, and carbon-nitrogen ratio of sediments collected by grab from stations in upper Frobisher Bay, 1968-1973.

Station	Water Depth (m)	NO ₃ -N (µg/g)	NH ₄ -N (µg/g)	Total N (mg/g)	Organic C (%)	C/N Ratio
68-5a	26	-	-	2.61	1.86	7.13
69-5a	36	-	-	-	-	-
68-5	60	-	-	1.80	1.45	8.06
69-5	53	-	-	-	-	-
69-5	60	-	-	-	-	-
73-5	54	0.56	62.55	2.13	2.38	11.2
69-5c	31	-	-	1.80	1.57	8.72
69-5d	43	-	-	2.12	1.57	13.5
69-5e	58	-	-	2.18	1.39	15.7
69-5f	73	-	-	1.85	1.91	10.3
69-5g	90	-	-	-	-	-

Table 23. Levels of potassium, calcium, magnesium, and phosphorus in sediments collected by grab from stations in upper Frobisher Bay, 1968-1973.

Station	Water Depth (m)	Ammonium Acetate Extractable			Extractable P ($\mu\text{g/g}$)	Total P (mg/g)
		K ($\mu\text{g/g}$)	Ca ($\mu\text{g/g}$)	Mg ($\mu\text{g/g}$)		
68-5a	26	1070	1700	1860	165	0.928
69-5a	36	-	-	-	-	-
68-5	60	890	2800	1100	160	0.930
69-5	53	-	-	-	-	-
69-5	60	-	-	-	-	-
73-5	54	1180	2900	2260	210	0.90
69-5c	31	680	2850	1000	85	0.691
69-5d	43	870	1400	1440	130	0.944
69-5e	58	880	1175	1500	165	1.03
69-5f	73	830	1800	1200	125	0.856
69-5g	90	-	-	-	-	-

Table 24. Levels of iron, manganese, zinc, copper, and silicon in sediments collected by grab from stations in upper Frobisher Bay, 1968-1973.

Station	Water Depth (m)	HCl Extractable			Extractable Cu ($\mu\text{g/g}$)	Extractable Si ($\mu\text{g/g}$)
		Fe ($\mu\text{g/g}$)	Mn ($\mu\text{g/g}$)	Zn ($\mu\text{g/g}$)		
68-5a	26	3380	24.8	14.0	2.3	21.0
69-5a	36	-	-	-	-	-
68-5	60	4380	33.5	14.0	2.0	14.6
69-5	53	-	-	-	-	-
69-5	60	-	-	-	-	-
73-5	54	3900	60.0	23.0	3.0	25.05
69-5c	31	2370	23.0	12.5	2.3	23.2
69-5d	43	3370	23.8	15.0	2.8	21.8
69-5e	58	3750	25.0	14.5	3.0	21.9
69-5f	73	2880	24.5	19.0	3.0	22.9
69-5g	90	-	-	-	-	-

Phytoplankton productivity in Lancaster Sound and approaches during the summer of 1979

B. Irwin, P. Dickie, P. Lindley,
and T. Platt

Marine Ecology Laboratory
Ocean Science and Surveys, Atlantic
Department of Fisheries and Oceans

Bedford Institute of Oceanography
P.O. Box 1006
Dartmouth, N.S. B2Y 4A2

January 1984

**Canadian Data Report of
Fisheries and Aquatic Sciences
No. 423**

Canadian Data Report
Fisheries and Aquatic Sciences No. 423

PHYTOPLANKTON PRODUCTIVITY IN LANCASTER
SOUND AND APPROACHES DURING THE
SUMMER OF 1979

B. Irwin, P. Dickie, P. Lindley and T. Platt

Marine Ecology Laboratory
Ocean Sciences and Surveys, Atlantic
Department of Fisheries and Oceans

Bedford Institute of Oceanography
Dartmouth, Nova Scotia
B2Y 4A2

This is the twenty-first Data Report from the Marine Ecology Laboratory,
Dartmouth.