



Canada-California Trade



→ California has a dynamic trading partner in Canada, with bilateral trade valued at \$33.2 billion in 2006. Canada-California agriculture and seafood trade represented the largest Canada-state totals in 2006, with bilateral trade of these commodities totaling \$3.8 billion. Canada is a net importer of Californian agricultural, agri-food and seafood goods.

→ California is a top supplier of horticultural products to Canada. In 2006, over half of Canada's fruits and vegetables imports, both fresh and processed, from the U.S. came from California. Fruits and nuts represented California's top export to Canada, making up almost 35% of California's \$2.4 billion in agricultural and agri-food exports to Canada. Fresh vegetables were the second most valuable export, with sales worth \$648.8 million in the same year. Canadians also purchased \$148.6 million worth of Californian wine; \$173.7 in various preserved foods including juices, tomato paste, nuts and potato chips; and over \$104 million in baking related goods.

→ In return, Canadians shipped nearly \$1.5 billion in agricultural and agri-food products to California. This included \$280 million in fresh and frozen beef and pork as well as bacon; \$273.2 million in fish and seafood; \$175.8 million in baking related goods; \$88.9 million in vegetables; and \$82.2 million in canola oilcake.

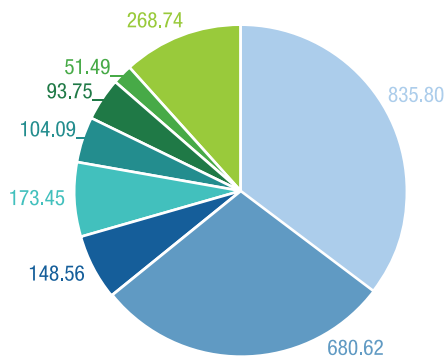
→ Within Canada, Ontario is the top market for Californian agricultural goods, purchasing \$1.2 billion worth of goods in 2006, followed closely by British Columbia and Alberta. In terms of supplying the Californian market, the same three provinces led Canada's sales to this state. These three provinces combined represented over 75% of Canada's agriculture and agri-food and seafood exports to California in 2006.

NORTH AMERICAN BEEF PRODUCTION

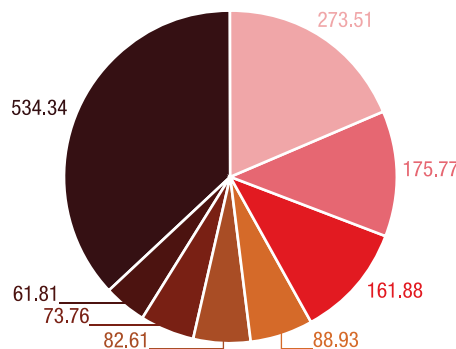
There are approximately 800,000 ranchmen and cattlemen in the United States. The entire U.S. beef industry is made up of nearly one million businesses, farms and ranches that in 2006 produced roughly 25 billion pounds of beef. On the other hand, Canada produced 3.3 billion pounds of beef on over 117,000 farms and ranches. Furthermore, in 2006, there were 105.2 million head of cattle and calves in the U.S. Texas, Kansas, Nebraska, California, and Oklahoma produced the majority of cattle in the U.S. In Canada, there were roughly 14.7 million heads of cattle in 2006. The highest inventories were held by Alberta (40 percent), Saskatchewan, Ontario, Manitoba, and Quebec.

FISH AND SEAFOOD EXPORTS

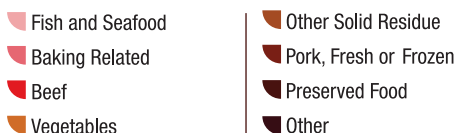
Surrounded by the Arctic, Atlantic and Pacific Oceans and home to the Great Lakes, Canada boasts the world's longest coastline (244,000 km), representing 25 percent of all the coastline in the world. This coastline allows for a highly developed fish and seafood industry, the product of which we ship all over the world. In 2006, Canada's fish and seafood product exports were valued at \$3.8 billion. This made Canada the world's fourth largest exporter of fish and seafood products, with exports to more than 130 countries. The United States remains Canada's top customer for our fish and seafood products, representing roughly 63 percent of our exports to the world. Canada has one of the world's most respected fish inspection and control systems, so it's no wonder why our products are so valued among U.S. consumers.



Exports to Canada \$2.36 billion



Imports from Canada \$1.45 billion



Please visit our website: www.agr.gc.ca/usadvocacy

Pie Chart Data Source: World Trade Atlas (WTA), product group: Agri-food and Seafood, retrieved July 2007. Canada-US state trade data sourced from WTA, product group: Agri-food and Seafood, retrieved Nov. 2007. Additional sources include: AAFC Fish and Seafood facts, Statistics Canada.

**Variations in pie chart data and general trade information may occur due to dates when data was retrieved.

