



**WEEKLY  
FINANCIAL STATISTICS**

**BULLETIN HEBDOMADAIRE DE  
STATISTIQUES FINANCIÈRES**

**FOR IMMEDIATE RELEASE  
POUR PUBLICATION IMMÉDIATE**

**November 5, 2010  
le 5 novembre 2010**

**CONTENTS  
TABLE DES MATIÈRES**

| <u>Page</u><br><u>Page</u> |   | <u>Table</u> <sup>1</sup><br><u>Tableau</u> <sup>1</sup> |
|----------------------------|---|--|
| 3                          | Bank of Canada: assets and liabilities / <i>Banque du Canada : actif et passif</i>  | B2   |
| 3                          | Positions of members of the Canadian Payments Association with the Bank of Canada / <i>Positions des membres de l'Association canadienne des paiements à la Banque du Canada</i>  | B3   |
| 4                          | Bank of Canada special purchase and resale agreements/sale and repurchase agreements intervention, and other Bank of Canada operations / <i>Intervention de la Banque du Canada dans le cadre de prises en pension spéciales ou de cessions en pension, et autres opérations de la Banque du Canada</i> | B3   |
| 4, 5                       | Chartered bank assets / <i>Actif des banques à charte</i>   | C1   |
| 6                          | Chartered bank liabilities / <i>Passif des banques à charte</i>   | C2   |
| 7                          | Chartered bank foreign currency items / <i>Effets en monnaies étrangères des banques à charte</i>   |  |
| 7                          | Selected seasonally adjusted series: Chartered bank assets and liabilities<br><i>Quelques statistiques bancaires désaisonnalisées : Avoirs et engagements des banques à charte</i>  | C8   |
| * 8, 9, 10                 | Financial market statistics / <i>Statistiques du marché financier</i>   | F1   |
| * 10                       | Exchange rates / <i>Cours du change</i>   | I1   |
| * 11, 12                   | Monetary aggregates / <i>Agrégats monétaires</i>  | E1   |
| * 13, 14, 15               | Credit measures / <i>Mesures du crédit</i>  | E2   |
| * 16                       | Government of Canada securities outstanding / <i>Encours des titres du gouvernement canadien</i>  | G4   |
| * 16                       | Government of Canada deposits / <i>Dépôts du gouvernement canadien</i>  |  |
| * 17                       | Net new securities issues placed in Canada and abroad<br><i>Émissions nettes de titres placés au Canada et à l'étranger</i>   | F4   |
| 17                         | Corporate short-term paper outstanding / <i>Encours des effets à court terme des sociétés</i>   | F2   |
| * 18, 19                   | Charts: interest rates, exchange rates and monetary conditions indicators<br><i>Graphiques : taux d'intérêt, cours du change et indicateurs des conditions monétaires</i>   |  |
| * 20                       | Consumer Price Index and monetary conditions indicators<br><i>Indice des prix à la consommation et indicateurs des conditions monétaires</i>  |  |

Data in this package are unadjusted unless otherwise stated / À moins d'indication contraire, les données de cette publication n'ont pas été désaisonnalisées.

For all Wednesday series, in the event a holiday falls on a Wednesday, data for the preceding business day will be shown.

Si un jour férié tombe un mercredi, ce sont les séries du jour ouvrable précédent qui sont présentées.

"R" revised / révisé

"E" estimate / estimation

\*New information this week. / Nouvelles données de cette semaine

(1) Refers to the corresponding *Bank of Canada Banking and Financial Statistics* tables and footnotes. / Renvoie à la note ou au tableau correspondant dans les *Statistiques bancaires et financières* de la Banque du Canada.

|                              |                |
|------------------------------|----------------|
| <b>Note to Users</b>         | <b>(over)</b>  |
| <b>Avis aux Utilisateurs</b> | <b>(verso)</b> |

**\*\*\*Note to Users\*\*\***

Owing to the statutory holiday on Thursday, 11 November, the next issue of the *Weekly Financial Statistics* will be published on Monday, 15 November.

Bank of Canada data for 3 November, normally shown on pages 3 and 4 of the *Weekly Financial Statistics* were not available at time of publishing.

**\*\*\*Avis aux Utilisateurs\*\*\***

*En raison du congé du jeudi 11 novembre, la prochaine livraison du Bulletin hebdomadaire de statistiques financières sera publiée le lundi 15 novembre.*

*Les données de la Banque du Canada du 3 novembre, qui normalement sont présentées en pages 3 et 4 du Bulletin hebdomadaire de statistiques financières n'étaient pas disponibles au moment de la publication.*

## **Weekly Financial Statistics**

The *Weekly Financial Statistics* publication (including a schedule for the release of data) and information on the Bank of Canada are available on the Internet at the Bank of Canada Web site: [www.bank-banque-canada.ca](http://www.bank-banque-canada.ca). For information on the contents of the *Weekly Financial Statistics* contact Trevor Sabeau 613 782-7576 or [wfsmail@bankofcanada.ca](mailto:wfsmail@bankofcanada.ca)

### **To subscribe to this e-publication:**

You may subscribe through the Bank of Canada's website ([www.bankofcanada.ca/en/messenger/index.html](http://www.bankofcanada.ca/en/messenger/index.html)) to receive an email alert when new issues of the above publication is released. Other Bank of Canada publications are available from this web page, as well.

As of 4 January 2008, *Weekly Financial Statistics* is available electronically only, free of charge on the Bank of Canada's website at: <http://www.bankofcanada.ca/en/wfsgen.html>. If your subscription to the print version of the *Bank of Canada Banking and Financial Statistics* or the *Weekly Financial Statistics* is due to expire in 2008, a reimbursement will be issued for the unexpired term of the subscription.

For further information, please contact Publications Distribution at:

[publications@bankofcanada.ca](mailto:publications@bankofcanada.ca)  
Publications Distribution Services  
Communications Department  
Bank of Canada  
Ottawa, Ontario K1A 0G9  
613 782-8248  
1 877 782-8248 (toll free in North America)

## **Bulletin hebdomadaire de statistiques financières**

*On peut consulter le Bulletin hebdomadaire de statistiques financières (y compris le calendrier des dates de publication des données) et obtenir des renseignements sur la Banque du Canada dans Internet (site Web) à l'adresse suivante : [www.bank-banque-canada.ca](http://www.bank-banque-canada.ca). Pour en savoir plus sur le contenu du Bulletin hebdomadaire de statistiques financières, prière de communiquer avec Trevor Sabeau au 613 782-7576 ou à l'adresse électronique [wfsmail@banqueducanada.ca](mailto:wfsmail@banqueducanada.ca)*

### **Abonnement aux publications électroniques**

*Vous pouvez vous abonner au service de messagerie électronique dans le site Web de la Banque du Canada, à l'adresse [www.banqueducanada.ca/fr/messenger/index.html](http://www.banqueducanada.ca/fr/messenger/index.html), pour être avisé par courriel lorsque paraît une nouvelle livraison des publications susmentionnées. Vous pouvez également vous servir de cette page Web pour être informé de la parution d'autres publications de la Banque du Canada.*

*À compter du 4<sup>ième</sup> janvier 2008, le Bulletin hebdomadaire de statistiques financières sera disponible en format électronique seulement. Cette publication est maintenant accessible gratuitement dans le site Web de la Banque du Canada, à l'adresse <http://www.banqueducanada.ca/fr/wfsgen-f.html>. Si votre abonnement à la version imprimée du document Statistiques bancaires et financières de la Banque du Canada ou du Bulletin hebdomadaire de statistiques financières expire en 2008, vous recevrez un remboursement équivalant aux mois non utilisés.*

*Pour obtenir de plus amples renseignements à ce sujet, veuillez vous adresser au Service de la diffusion des publications, à l'adresse [publications@banqueducanada.ca](mailto:publications@banqueducanada.ca).*

*Service de la diffusion des publications  
Département des Communications  
Banque du Canada  
Ottawa (Ontario) K1A 0G9  
613 782-8248  
1 877 782-8248 (sans frais en Amérique du Nord)*

Contents may be reproduced or referred to provided that the *Weekly Financial Statistics* with its date, is specifically quoted as the source.

*Reproduction autorisée à condition que la source—Bulletin hebdomadaire de statistiques financières—et la date soient formellement indiquées.*

| Average of Wednesdays and Wednesday                    |   | BANK OF CANADA: ASSETS AND LIABILITIES (Millions of dollars) |                       |   |                            |  |                                     |   | BFS Table B2                         |        |       |
|--|---|--|-----------------------|---|----------------------------|--|-------------------------------------|---|--------------------------------------|--------|-------|
| Moyenne mensuelle des mercredis ou données du mercredi |   | BANQUE DU CANADA : ACTIF ET PASSIF (En millions de dollars)  |                       |   |                            |  |                                     |   | SBF Tableau B2                       |        |       |
|  |   | Assets   |                       |   |                            | Total assets or liabilities and capital  | Liabilities and capital             |   |                                      |        |       |
|  |   | Actif  |                       |   |                            | Total de l'actif ou du passif et capital | Passif et capital                   |   |                                      |        |       |
|  |   | Government of Canada direct and guaranteed securities        | Advances <sup>1</sup> | Securities purchased under resale agreements <sup>2</sup>           | All other assets           |  | Notes in circulation <sup>3</sup>   | Canadian dollar deposits                          | All other liabilities and capital    |        |       |
|  |   | Titres émis ou garantis par le gouvernement canadien         | Avances <sup>1</sup>  | Titres achetés dans le cadre de conventions de revente <sup>2</sup> | Autres éléments de l'actif |  | Billets en circulation <sup>3</sup> | Dépôts en dollars canadiens                       | Autres éléments du passif et capital |        |       |
|  |   | Treasury bills   | Total bonds           |   |                            |  | Government of Canada                | Members of the Canadian Payments Association      |                                      |        |       |
|  |   | Bons du Trésor   | Total des obligations |   |                            |  | Gouvernement canadien               | Membres de l'Association canadienne des paiements |                                      |        |       |
|  |   | V36598   | V36599                | V36648  | V44201361                  | V36596                                   | V36639                              | V36642  | V36650                               | V36646 |       |
|  |   | V36612   | V36613                | V36634  | V44201362                  | V36610                                   | V36625                              | V36628  | V36636                               | V36632 |       |
| 2010   | J | 19,533   | 32,174                | 4   | 7,854                      | 318                                      | 59,884                              | 54,400  | 3,840                                | 408    | 1,235 |
|  | J | 22,071   | 32,672                | 7   | 3,700                      | 325                                      | 58,775                              | 54,552  | 2,893                                | 112    | 1,219 |
|  | A | 23,964   | 33,129                | 1   | 1,471                      | 325                                      | 58,891                              | 54,730  | 2,858                                | 26     | 1,277 |
|  | S | 25,392   | 32,322                | 13  | 437                        | 327                                      | 58,491                              | 54,997  | 2,146                                | 38     | 1,310 |
|  | O | 25,062   | 32,709                | 26  | -                          | 327                                      | 58,124                              | 55,179  | 1,697                                | 51     | 1,197 |
| 2010   | S | 1 25,530   | 32,152                | -   | 2,183                      | 329                                      | 60,194                              | 55,240  | 3,373                                | 25     | 1,555 |
|  |   | 8 25,609   | 32,255                | 60  | -                          | 325                                      | 58,250                              | 55,495  | 1,400                                | 86     | 1,270 |
|  |   | 15 25,608  | 32,275                | 2   | -                          | 327                                      | 58,212                              | 54,743  | 2,241                                | 28     | 1,201 |
|  |   | 22 25,105  | 32,451                | -   | -                          | 327                                      | 57,883                              | 54,557  | 2,042                                | 25     | 1,260 |
|  |   | 29 25,110  | 32,477                | -   | -                          | 327                                      | 57,914                              | 54,950  | 1,676                                | 25     | 1,263 |
|  | O | 6 25,159   | 32,476                | -   | -                          | 325                                      | 57,961                              | 55,318  | 1,425                                | 25     | 1,192 |
|  |   | 13 25,164  | 32,659                | 7   | -                          | 325                                      | 58,155                              | 55,485  | 1,446                                | 32     | 1,193 |
|  |   | 20 24,961  | 32,836                | 97  | -                          | 329                                      | 58,223                              | 54,942  | 1,948                                | 122    | 1,212 |
|  |   | 27 24,965  | 32,862                | -   | -                          | 328                                      | 58,156                              | 54,972  | 1,968                                | 25     | 1,191 |

Changes from the date indicated: / Variations par rapport à la date indiquée :

|      |   |    |        |     |     |         |    |         |       |         |        |     |
|------|---|----|--------|-----|-----|---------|----|---------|-------|---------|--------|-----|
| 2009 | O | 28 | 10,331 | 549 | -   | -27,946 | 58 | -17,007 | 2,001 | -15,938 | -2,975 | -95 |
| 2010 | O | 20 | 4      | 26  | -97 | -       | -1 | -67     | 30    | 20      | -97    | -21 |

| Monthly and week ending Wednesday                            |   | BANK OF CANADA (Millions of dollars)  |                 |               |                                      |               |                           |               | BFS Table B3    |  |
|--|---|---|-----------------|---------------|--------------------------------------|---------------|---------------------------|---------------|-----------------|--|
| Données mensuelles et de la semaine se terminant le mercredi |   | BANQUE DU CANADA (En millions de dollars)   |                 |               |                                      |               |                           |               | SBF Tableau B3  |  |
|  |   | Positions of members of the Canadian Payments Association with the Bank of Canada     |                 |               |                                      |               |                           |               |                 |  |
|  |   | Positions des membres de l'Association canadienne des paiements à la Banque du Canada |                 |               |                                      |               |                           |               |                 |  |
|  |   | Total overdraft loans <sup>1</sup>  |                 |               | Total positive balances <sup>4</sup> |               | Special deposit accounts  |               |                 |  |
|  |   | Total des prêts pour découvert <sup>1</sup>   |                 |               | Total soldes créditeurs <sup>4</sup> |               | Comptes spéciaux de dépôt |               |                 |  |
|  |   | Total amount  | Days transacted | Total amount  | Days transacted                      | Total amount  | Days transacted           | Total amount  | Days transacted |  |
|  |   | Montant total   | Nombre de jours | Montant total | Nombre de jours                      | Montant total | Nombre de jours           | Montant total | Nombre de jours |  |
|  |   | V41838377   | V41838378       | V41838379     | V41838380                            | V41838381     | V41838382                 | V41838381     | V41838382       |  |
|  |   | V41838391   | V41838392       | V41838393     | V41838394                            | V41838395     | V41838396                 | V41838395     | V41838396       |  |
| 2010   | M | 2   | 1               | 59,304        | 20                                   | 4,200         | 21                        | -             | -               |  |
|  | J | 816   | 11              | 9,889         | 22                                   | 4,400         | 22                        | -             | -               |  |
|  | J | 939   | 15              | 1,054         | 22                                   | 2,080         | 16                        | -             | -               |  |
|  | A | 485   | 7               | 1,158         | 22                                   | -             | -                         | -             | -               |  |
|  | S | 210   | 8               | 1,682         | 21                                   | -             | -                         | -             | -               |  |
| 2010   | A | 4 24  | 3               | 141           | 5                                    | -             | -                         | -             | -               |  |
|  |   | 11 23   | 1               | 148           | 5                                    | -             | -                         | -             | -               |  |
|  |   | 18 311  | 1               | 565           | 5                                    | -             | -                         | -             | -               |  |
|  |   | 25 129  | 2               | 254           | 5                                    | -             | -                         | -             | -               |  |
|  | S | 1 5   | 1               | 130           | 5                                    | -             | -                         | -             | -               |  |
|  |   | 8 60  | 1               | 1,108         | 4                                    | -             | -                         | -             | -               |  |
|  |   | 15 6  | 3               | 130           | 5                                    | -             | -                         | -             | -               |  |
|  |   | 22 9  | 1               | 134           | 5                                    | -             | -                         | -             | -               |  |
|  |   | 29 135  | 2               | 260           | 5                                    | -             | -                         | -             | -               |  |
|  | O | 6 48  | 3               | 174           | 5                                    | -             | -                         | -             | -               |  |
|  |   | 13 224  | 2               | 324           | 4                                    | -             | -                         | -             | -               |  |
|  |   | 20 233  | 4               | 357           | 5                                    | -             | -                         | -             | -               |  |
|  |   | 27 -  | -               | 125           | 5                                    | -             | -                         | -             | -               |  |

(1) Includes term loans advanced under the Term Loan Facility instituted on 20 November 2008. / Comprend les prêts à plus d'un jour versés dans le cadre de la facilité de prêt instaurée le 20 novembre 2008.

(2) Includes special purchase and resale agreements and term purchase and resale agreements. Prior to 3 October 2007, securities purchased under resale agreements were included in all other assets. / Comprend les prises en pension spéciales et les prises en pension à plus d'un jour. Avant le 3 octobre 2007, les titres achetés dans le cadre de conventions de revente étaient inclus avec les autres éléments de l'actif.

(3) Includes currency both inside and outside deposit-taking financial institutions. / Comprend à la fois les billets détenus par les institutions de dépôt et les billets en circulation.

(4) Excludes special deposit accounts. / Ne comprend pas les comptes spéciaux de dépôt.

| Monthly and week ending Wednesday<br>Données mensuelles et de la semaine se terminant le mercredi | BANK OF CANADA (Millions of dollars)<br><i>BANQUE DU CANADA (En millions de dollars)</i>   |   |  |   |  |   |  |   | continued<br><i>suite</i> |
|---|--|---|--|---|--|---|--|---|---------------------------|
|   | Bank of Canada special purchase and resale agreements/sale and repurchase agreements intervention<br><i>Intervention de la Banque du Canada dans le cadre de prises en pension spéciales ou de cessions en pension</i> |   |  |   | Other Bank of Canada operations<br><i>Autres opérations de la Banque du Canada</i> |   |  |   |                           |
|   |  |   |  |   | Term purchase and resale<br><i>Prises en pension à plus d'un jour</i>              |   | Securities lending operations<br><i>Opérations de prêt de titres</i> |   |                           |
|   | Special purchase and resale agreements<br><i>Prises en pension spéciales</i>   |   | Sale and repurchase agreements<br><i>Cessions en pension</i> |   | Total amount<br><i>Montant total</i>   | Days transacted<br><i>Nombre de jours</i> | Total amount<br><i>Montant total</i>                                 | Days transacted<br><i>Nombre de jours</i> |                           |
|   | Total amount<br><i>Montant total</i>   | Days transacted<br><i>Nombre de jours</i> | Total amount<br><i>Montant total</i>                         | Days transacted<br><i>Nombre de jours</i> |  |   |  |   |                           |
|   | V41838383  | V41838384                                 | V41838385  | V41838386                                 | V41838387  | V41838388                                 | V41838389  | V41838390                                 |                           |
|   | V41838397  | V41838398                                 | V41838399  | V41838400                                 | V41838401  | V41838402                                 | V41838403  | V41838404                                 |                           |
| 2010 M  | -  | -   | -  | -   | -  | -   | -  | -   |                           |
| J   | -  | -   | -  | -   | 2,300  | 1   | 679  | 2   |                           |
| J   | -  | -   | -  | -   | -  | -   | -  | -   |                           |
| A   | 435  | 1   | -  | -   | -  | -   | -  | -   |                           |
| S   | 4,256  | 3   | -  | -   | -  | -   | -  | -   |                           |
| 2010 A  | 4  | -   | -  | -   | -  | -   | -  | -   |                           |
| 11  | -  | -   | -  | -   | -  | -   | -  | -   |                           |
| 18  | 435  | 1   | -  | -   | -  | -   | -  | -   |                           |
| 25  | -  | -   | -  | -   | -  | -   | -  | -   |                           |
| S   | 1  | 2,183                                     | 1  | -   | -  | -   | -  | -   |                           |
| 8   | 2,073  | 2   | -  | -   | -  | -   | -  | -   |                           |
| 15  | -  | -   | -  | -   | -  | -   | -  | -   |                           |
| 22  | -  | -   | -  | -   | -  | -   | -  | -   |                           |
| 29  | -  | -   | -  | -   | -  | -   | -  | -   |                           |
| O   | 6  | 1,034                                     | 1  | -   | -  | -   | -  | -   |                           |
| 13  | -  | -   | -  | -   | -  | -   | -  | -   |                           |
| 20  | -  | -   | -  | -   | -  | -   | -  | -   |                           |
| 27  | -  | -   | -  | -   | -  | -   | -  | -   |                           |

| Monthly Average<br>Moyenne mensuelle | CHARTERED BANK ASSETS (Millions of dollars)<br><i>ACTIF DES BANQUES À CHARTE (En millions de dollars)</i> |  |  |   |                                      |   |  |   | BFS Table C1<br><i>SBF Tableau C1</i> |
|--------------------------------------|---|--|--|---|--------------------------------------|---|--|---|---------------------------------------|
|                                      | Canadian dollar assets<br><i>Avoirs en dollars canadiens</i>  |  |  |   |                                      |   |  |   |                                       |
|                                      | Liquid assets<br><i>Avoirs de première liquidité</i>  |  |  |   |                                      |   |  |   |                                       |
|                                      | Bank of Canada notes and coin<br><i>Pièces et billets de la Banque du Canada</i>                          | Bank of Canada deposits<br><i>Dépôts à la Banque du Canada</i> | Treasury bills (amortized value)<br><i>Bons du Trésor (valeur après amortissement)</i> | Government of Canada direct and guaranteed bonds<br><i>Obligations émises ou garanties par le gouvernement canadien</i> |                                      | Call and short loans<br><i>Prêts à vue ou à court terme</i> | Holdings of selected short-term assets<br><i>Divers avoirs à court terme</i> |   | Total<br><i>Total</i>                 |
|                                      |   |  |  | 3 years and under<br><i>3 ans ou moins</i>  | Over 3 years<br><i>Plus de 3 ans</i> |   | Short-term paper<br><i>Papier à court terme</i>                              | Other <sup>1</sup><br><i>Autres<sup>1</sup></i> |                                       |
|                                      | V36690  | V36691   | V36693   | V36695  | V36696                               | V36697  | V36702   | V36882  | V36853                                |
| 2008 D                               | 4,289   | 318  | 48,495   | 72,143  | 123,308                              | 2,959   | 28,161   | 21,348  | 301,021                               |
| 2009 J                               | 3,937   | 74   | 50,170   | 71,442  | 126,984                              | 2,986   | 24,382   | 21,869  | 301,844                               |
| F                                    | 3,766   | 116  | 53,694   | 73,154  | 126,425                              | 2,376   | 22,218   | 24,067  | 305,815                               |
| M                                    | 3,501   | 146  | 53,832   | 78,355  | 133,713                              | 2,276   | 20,442   | 22,244  | 314,510                               |
| A                                    | 3,813   | 940  | 55,078   | 73,388  | 141,734                              | 2,202   | 19,116   | 25,144  | 321,417                               |
| M                                    | 3,897   | 2,571  | 49,109   | 75,592  | 141,541                              | 2,616   | 19,006   | 24,580  | 318,913                               |
| J                                    | 3,954   | 2,751  | 49,136   | 79,761  | 141,029                              | 2,632   | 19,993   | 24,881  | 324,138                               |
| J                                    | 3,970   | 2,731  | 52,268   | 78,926  | 139,538                              | 2,395   | 19,073   | 22,415  | 321,315                               |
| A                                    | 3,969   | 2,276  | 51,047   | 83,469  | 140,178                              | 2,168   | 19,415   | 23,140  | 325,662                               |
| S                                    | 4,051   | 2,206  | 50,608   | 85,670  | 136,616                              | 2,258   | 20,072   | 23,430  | 324,912                               |
| O                                    | 3,967   | 2,591  | 51,278   | 85,023  | 131,752                              | 2,215   | 20,535   | 22,632  | 319,991                               |
| N                                    | 3,922   | 2,066  | 52,943   | 86,752  | 128,529                              | 2,199   | 19,122   | 21,783  | 317,317                               |
| D                                    | 4,490   | 2,454  | 53,594   | 86,298  | 126,007                              | 2,718   | 21,383   | 21,156  | 318,101                               |
| 2010 J                               | 4,182   | 2,311  | 53,435   | 87,258  | 122,398                              | 3,161   | 21,667   | 22,169  | 316,581                               |
| F                                    | 3,940   | 2,616  | 49,763   | 84,367  | 120,829                              | 3,081   | 22,428   | 22,162  | 309,185                               |
| M                                    | 3,895   | 2,749  | 49,677   | 88,586  | 116,952                              | 3,378   | 23,740   | 23,060  | 312,037                               |
| A                                    | 3,870   | 2,711  | 51,558   | 98,134  | 112,110                              | 3,175   | 22,436   | 25,382  | 319,376                               |
| M                                    | 3,973   | 2,835  | 47,991   | 97,201  | 116,169                              | 3,171   | 20,884   | 27,390  | 319,613                               |
| J                                    | 4,415   | 352  | 43,603   | 99,562  | 112,159                              | 2,918   | 20,415   | 25,555  | 308,978                               |
| J                                    | 4,120   | 113  | 42,505   | 101,763   | 112,228                              | 2,975   | 20,006   | 25,668  | 309,376                               |
| A                                    | 4,145   | 129  | 41,712   | 101,700   | 115,651                              | 2,732   | 19,673   | 25,421  | 311,162                               |
| S                                    | 4,194   | 151  | 40,844   | 103,982   | 116,578                              | 1,159   | 19,562   | 26,406  | 312,877                               |

(1) Consists of bankers' acceptances and deposits with other regulated financial institutions.  
*Représente les acceptations bancaires et les dépôts dans les autres institutions financières réglementées.*

| Monthly<br>Average<br>Moyenne<br>mensuelle                                       | CHARTERED BANK ASSETS (Millions of dollars)<br><i>ACTIF DES BANQUES À CHARTE (En millions de dollars)</i> |  |  |  |        |   |  |  |   |   |                       | continued<br>suite |         |
|--|---|--|--|--|--------|---|--|--|---|---|-----------------------|--------------------|---------|
|  | Canadian dollar assets<br><i>Avoirs en dollars canadiens</i>  |  |  |  |        |   |  |  |   |   |                       |                    |         |
| Less liquid assets<br><i>Avoirs de seconde liquidité</i>                         |   |  |  |  |        |   |  |  |   |   |                       |                    |         |
| Non-mortgage loans<br><i>Prêts non hypothécaires</i>                             |   |  |  |  |        |   |  |  |   |   |                       |                    |         |
| Personal<br><i>Personnels</i>  |   |  |  | Federal<br>government,<br>provinces and<br>municipalities<br><i>Gouvernement<br/>fédéral, provinces<br/>et municipalités</i> |        | To Canadian residents for business purposes<br><i>À des résidents canadiens à des fins commerciales</i> |  |  | To non-residents<br>for business purposes<br><i>À des non-résidents<br/>à des fins commerciales</i> |   | Total<br><i>Total</i> |                    |         |
| Personal<br>loan<br>plans<br><i>Prêts<br/>personnels<br/>à tempé-<br/>rément</i> |   | Credit<br>cards<br><i>Cartes<br/>de<br/>crédit</i> | Personal<br>lines of<br>credit<br><i>Marges de<br/>crédit<br/>personnelles</i> | Other<br><i>Autres</i>   |        | Reverse<br>repos<br><i>Prises<br/>en pension</i>  | Business loans<br><i>Prêts aux entreprises</i> | Leasing<br>receivables<br><i>Créances<br/>résultant du<br/>crédit-bail</i> | Reverse<br>repos<br><i>Prises<br/>en pension</i>  | Business<br>loans<br><i>Prêts aux<br/>entreprises</i> |                       |                    |         |
| V36867   |   | V36868   | V36869   | V36870   | V36720 | V36862  | V36863   | V36864   | V36719  | V36859  | V36860                | V36855             |         |
| 2008   | D   | 47,620   | 53,390   | 170,380  | 21,468 | 3,883   | 106,108  | 191,563  | 838   | 8,216   | 15,965                | 5,959              | 624,553 |
| 2009   | J   | 47,699   | 52,464   | 172,838  | 21,118 | 3,948   | 98,506   | 185,679  | 762   | 8,264   | 16,512                | 5,915              | 612,943 |
|  | F   | 48,154   | 51,643   | 175,336  | 20,901 | 4,201   | 88,941   | 183,759  | 767   | 8,228   | 15,134                | 5,412              | 601,709 |
|  | M   | 48,190   | 51,278   | 178,777  | 21,306 | 4,328   | 89,199   | 184,089  | 747   | 8,110   | 15,819                | 5,478              | 606,573 |
|  | A   | 48,500   | 51,683   | 181,015  | 21,182 | 4,383   | 81,986   | 181,811  | 704   | 8,143   | 15,051                | 5,756              | 599,509 |
|  | M   | 49,201   | 52,423   | 184,624  | 21,029 | 3,820   | 78,339   | 180,191  | 422   | 8,142   | 17,603                | 5,528              | 600,899 |
|  | J   | 49,952   | 52,849   | 188,323  | 21,242 | 3,819   | 75,468   | 177,865  | 495   | 8,098   | 19,068                | 5,447              | 602,133 |
|  | J   | 50,626   | 52,911   | 191,321  | 21,018 | 3,842   | 76,138   | 176,164  | 632   | 8,106   | 20,412                | 5,632              | 606,171 |
|  | A   | 50,515   | 53,177   | 194,354  | 21,836 | 3,862   | 79,197   | 175,318  | 590   | 8,003   | 20,967                | 5,384              | 612,614 |
|  | S   | 51,107   | 54,222   | 197,117  | 21,777 | 3,925   | 80,505   | 172,652  | 528   | 7,947   | 21,339                | 5,607              | 616,198 |
|  | O   | 51,794   | 54,308   | 199,651  | 24,775 | 3,836   | 79,838   | 172,591  | 565   | 7,966   | 21,113                | 5,790              | 621,662 |
|  | N   | 52,053   | 54,224   | 201,666  | 25,225 | 3,906   | 83,283   | 169,925  | 570   | 8,922   | 21,921                | 5,993              | 627,119 |
|  | D   | 52,285   | 56,086   | 203,681  | 24,890 | 4,000   | 83,082   | 170,930  | 1,193   | 8,835   | 21,401                | 4,763              | 629,954 |
| 2010   | J   | 52,282   | 55,389   | 205,294  | 24,876 | 4,197   | 77,922   | 169,392  | 753   | 8,887   | 21,283                | 4,979              | 624,503 |
|  | F   | 51,947   | 54,728   | 207,457  | 25,616 | 4,328   | 79,772   | 169,604  | 602   | 8,637   | 24,651                | 4,745              | 631,485 |
|  | M   | 52,006   | 54,203   | 209,838  | 26,200 | 4,543   | 76,601   | 170,995  | 610   | 8,566   | 26,970                | 4,759              | 634,681 |
|  | A   | 52,226   | 55,167   | 210,844  | 26,791 | 4,335   | 85,478   | 170,663  | 676   | 8,537   | 22,765                | 5,055              | 641,860 |
|  | M   | 52,383   | 55,712   | 212,017  | 27,403 | 3,917   | 91,737   | 167,878  | 463   | 8,517   | 27,753                | 5,108              | 652,425 |
|  | J   | 52,496   | 55,249   | 213,334  | 27,753 | 3,866   | 88,741   | 166,869  | 865   | 8,533   | 21,470                | 4,887              | 643,198 |
|  | J   | 52,780   | 55,112   | 214,947  | 28,301 | 3,932   | 82,525   | 168,488  | 842   | 8,526   | 24,451                | 4,390              | 643,452 |
|  | A   | 53,052   | 55,303   | 216,175  | 28,350 | 3,972   | 84,397   | 166,274  | 786   | 8,444   | 23,988                | 4,366              | 644,320 |
|  | S   | 52,994   | 56,932   | 217,756  | 28,533 | 4,034   | 88,701   | 165,062  | 566   | 8,377   | 18,873                | 4,320              | 645,584 |

| Monthly<br>Average<br>Moyenne<br>mensuelle               | CHARTERED BANK ASSETS (Millions of dollars)<br><i>ACTIF DES BANQUES À CHARTE (En millions de dollars)</i> |         |  |  |                       |   |        |                       | continued<br>suite   |  |           |         |
|--|---|---------|--|--|-----------------------|---|--------|-----------------------|--|--|-----------|---------|
|  | Canadian dollar assets<br><i>Avoirs en dollars canadiens</i>  |         |  |  |                       |   |        |                       |  |  |           |         |
| Less liquid assets<br><i>Avoirs de seconde liquidité</i> |   |         |  |  |                       |   |        |                       |  |  |           |         |
| Mortgages<br><i>Prêts hypothécaires</i>                  |   |         |  |  |                       |   |        |                       |  |  |           |         |
| Residential<br><i>À l'habita-<br/>tion</i>               |   |         | Non-residential<br><i>Sur immeubles<br/>non<br/>résidentiels</i> |  | Total<br><i>Total</i> | Canadian securities <sup>1</sup><br><i>Titres canadiens<sup>1</sup></i> |        | Total<br><i>Total</i> | Total Canadian<br>dollar assets<br><i>Ensemble des<br/>avoirs en<br/>dollars<br/>canadiens</i> | Net foreign<br>currency<br>assets<br><i>Avoirs nets<br/>en monnaies<br/>étrangères</i> |           |         |
| V36724   |   |         | V36718   |  | V36857                | V36723  | V36865 | V36728                | V36725   | V36703   | V36852    | V36686  |
| 2008   | D   | 452,467 | 24,774   |  | 477,241               | 1,101,794   | 29,570 | 125,328               | 154,898  | 1,256,692  | 1,850,764 | 11,487  |
| 2009   | J   | 451,151 | 24,861   |  | 476,012               | 1,088,955   | 31,505 | 123,609               | 155,114  | 1,244,068  | 1,837,604 | 9,254   |
|  | F   | 446,288 | 24,985   |  | 471,273               | 1,072,982   | 33,648 | 119,282               | 152,930  | 1,225,912  | 1,790,518 | 2,543   |
|  | M   | 434,893 | 25,042   |  | 459,935               | 1,066,508   | 34,603 | 116,157               | 150,760  | 1,217,268  | 1,787,766 | 7,385   |
|  | A   | 437,655 | 25,210   |  | 462,865               | 1,062,374   | 35,877 | 127,032               | 162,909  | 1,225,283  | 1,859,025 | 5,805   |
|  | M   | 441,491 | 25,284   |  | 466,776               | 1,067,675   | 33,822 | 132,422               | 166,244  | 1,233,919  | 1,886,726 | -3,205  |
|  | J   | 444,934 | 25,229   |  | 470,163               | 1,072,296   | 32,319 | 135,554               | 167,873  | 1,240,169  | 1,902,250 | -2,859  |
|  | J   | 450,625 | 25,432   |  | 476,057               | 1,082,227   | 32,910 | 137,425               | 170,335  | 1,252,562  | 1,897,629 | -5,841  |
|  | A   | 455,832 | 25,451   |  | 481,283               | 1,093,897   | 31,090 | 138,752               | 169,843  | 1,263,740  | 1,925,312 | -5,580  |
|  | S   | 459,072 | 25,621   |  | 484,694               | 1,100,892   | 29,072 | 141,482               | 170,554  | 1,271,445  | 1,933,534 | -2,667  |
|  | O   | 461,607 | 25,679   |  | 487,286               | 1,108,948   | 29,275 | 140,913               | 170,188  | 1,279,136  | 1,957,665 | -9,583  |
|  | N   | 461,885 | 25,687   |  | 487,572               | 1,114,691   | 29,690 | 144,410               | 174,101  | 1,288,791  | 1,916,642 | -11,144 |
|  | D   | 465,845 | 25,658   |  | 491,502               | 1,121,456   | 31,085 | 147,549               | 178,635  | 1,300,091  | 1,925,537 | -7,291  |
| 2010   | J   | 468,283 | 25,777   |  | 494,060               | 1,118,563   | 30,908 | 146,545               | 177,452  | 1,296,015  | 1,934,423 | -8,816  |
|  | F   | 472,181 | 26,206   |  | 498,387               | 1,129,872   | 32,075 | 143,225               | 175,299  | 1,305,171  | 1,890,703 | -5,433  |
|  | M   | 472,872 | 26,136   |  | 499,008               | 1,133,689   | 32,109 | 148,928               | 181,037  | 1,314,726  | 1,976,763 | -7,800  |
|  | A   | 475,899 | 26,323   |  | 502,222               | 1,144,082   | 31,614 | 153,866               | 185,480  | 1,329,562  | 2,006,686 | -7,870  |
|  | M   | 484,898 | 26,228   |  | 511,127               | 1,163,552   | 32,564 | 155,431               | 187,994  | 1,351,546  | 1,918,773 | -1,409  |
|  | J   | 490,338 | 26,485   |  | 516,823               | 1,160,021   | 30,531 | 154,035               | 184,566  | 1,344,588  | 1,880,145 | 7,231   |
|  | J   | 495,200 | 26,722   |  | 521,921               | 1,165,374   | 31,127 | 155,030               | 186,157  | 1,351,531  | 1,893,899 | -660    |
|  | A   | 496,112 | 26,902   |  | 523,014               | 1,167,334   | 31,151 | 160,516               | 191,667  | 1,359,001  | 1,948,193 | -16,738 |
|  | S   | 497,006 | 27,405   |  | 524,411               | 1,169,995   | 34,050 | 164,744               | 198,794  | 1,368,789  | 2,001,428 | -25,896 |

(1) Excludes short-term paper. / À l'exclusion du papier à court terme.

| Monthly Average<br>Moyenne mensuelle |   | CHARTERED BANK LIABILITIES (Millions of dollars)<br>PASSIF DES BANQUES À CHARTE (En millions de dollars) |        |   |           |  |           |  |        | BFS Table C2<br>SBF Tableau C2   |           |
|--------------------------------------|---|--|--------|---|-----------|--|-----------|--|--------|--|-----------|
|                                      |   | Canadian dollar deposits<br>Dépôts en dollars canadiens  |        |   |           |  |           |  |        |  |           |
|                                      |   | Personal deposits<br>Dépôts des particuliers   |        |   |           | Non-personal deposits<br>Dépôts autres que ceux des particuliers |           |  |        |  |           |
|                                      |   | Chequable<br>Transférables<br>par chèque   |        | Non-chequable<br>Non transférables<br>par chèque                          |           | Fixed term<br>À terme fixe                                       |           | Total<br>Total   |        |  |           |
|                                      |   | Tax sheltered<br>Abris<br>fiscaux  |        | Other<br>Autres   |           | Tax sheltered<br>Abris<br>fiscaux                                |           | Other<br>Autres  |        |  |           |
|                                      |   | V41552775  | V36821 | V36822  | V36824    | V36825   | V41552774 | V41552777  | V36828 | V36830   | V41552776 |
| 2008                                 | D | 157,500  | 17,467 | 87,864  | 82,718    | 253,309  | 598,858   | 225,363  | 18,468 | 282,871  | 526,703   |
| 2009                                 | J | 155,728  | 22,139 | 90,383  | 83,873    | 254,292  | 606,415   | 218,619  | 20,890 | 269,924  | 509,432   |
|                                      | F | 156,730  | 24,370 | 91,805  | 86,285    | 255,280  | 614,470   | 212,069  | 22,561 | 255,505  | 490,134   |
|                                      | M | 157,282  | 27,707 | 93,745  | 89,280    | 255,809  | 623,824   | 211,066  | 22,065 | 248,472  | 481,602   |
|                                      | A | 162,055  | 28,190 | 95,923  | 89,650    | 253,388  | 629,206   | 217,564  | 23,634 | 247,628  | 488,826   |
|                                      | M | 166,424  | 29,095 | 98,361  | 89,627    | 249,823  | 633,330   | 219,269  | 23,179 | 250,546  | 492,995   |
|                                      | J | 168,440  | 29,544 | 100,560   | 89,346    | 247,094  | 634,985   | 225,247  | 24,098 | 244,374  | 493,719   |
|                                      | J | 171,605  | 29,928 | 103,811   | 88,929    | 243,775  | 638,048   | 229,301  | 25,634 | 244,275  | 499,209   |
|                                      | A | 175,825  | 30,628 | 106,265   | 88,589    | 240,794  | 642,101   | 230,099  | 26,298 | 241,084  | 497,481   |
|                                      | S | 178,045  | 30,986 | 107,847   | 88,412    | 238,191  | 643,480   | 231,286  | 27,075 | 240,510  | 498,871   |
|                                      | O | 181,013  | 31,424 | 109,576   | 88,303    | 233,007  | 643,323   | 235,638  | 28,172 | 238,898  | 502,708   |
|                                      | N | 183,504  | 31,212 | 110,675   | 88,258    | 230,337  | 643,986   | 240,963  | 28,478 | 238,580  | 508,021   |
|                                      | D | 188,012  | 31,570 | 111,502   | 87,998    | 228,248  | 647,331   | 248,077  | 27,554 | 239,519  | 515,151   |
| 2010                                 | J | 187,769  | 32,933 | 112,117   | 87,864    | 226,472  | 647,155   | 240,557  | 27,873 | 234,934  | 503,364   |
|                                      | F | 186,527  | 35,147 | 111,984   | 88,456    | 225,175  | 647,289   | 240,006  | 29,634 | 239,913  | 509,554   |
|                                      | M | 184,539  | 38,418 | 111,215   | 89,238    | 223,197  | 646,606   | 239,052  | 29,941 | 240,714  | 509,706   |
|                                      | A | 188,948  | 38,506 | 111,783   | 88,880    | 222,112  | 650,230   | 243,875  | 30,076 | 244,501  | 518,452   |
|                                      | M | 192,267  | 39,158 | 112,562   | 88,586    | 221,325  | 653,897   | 250,301  | 30,039 | 251,943  | 532,283   |
|                                      | J | 196,260  | 40,016 | 112,999   | 88,339    | 221,160  | 658,775   | 253,604  | 30,484 | 259,008  | 543,096   |
|                                      | J | 197,226  | 40,098 | 113,151   | 88,437    | 221,830  | 660,743   | 255,688  | 30,275 | 259,597  | 545,560   |
|                                      | A | 198,228  | 40,388 | 113,426   | 88,525    | 222,012  | 662,579   | 253,591  | 30,340 | 263,921  | 547,852   |
|                                      | S | 199,976  | 41,023 | 113,331   | 88,517    | 222,344  | 665,192   | 256,836  | 30,312 | 264,540  | 551,687   |
| Monthly Average<br>Moyenne mensuelle |   | CHARTERED BANK LIABILITIES (Millions of dollars)<br>PASSIF DES BANQUES À CHARTE (En millions de dollars) |        |   |           |  |           |  |        |  |           |
|                                      |   | Canadian dollar deposits<br>Dépôts en dollars canadiens  |        |   |           |  |           |  |        |  |           |
|                                      |   | Total deposits held<br>by general public<br>Ensemble des<br>dépôts du public                             |        | Government of<br>Canada deposits<br>Dépôts du<br>gouvernement<br>canadien |           | Gross deposits<br>Montant brut<br>des dépôts                     |           | Bankers' acceptances<br>outstanding<br>Acceptations<br>bancaires en<br>circulation |        | Subordinated debt payable<br>in Canadian dollars<br>Dette subordonnée<br>payable en dollars<br>canadiens |           |
|                                      |   | Total<br>Total   |        | Of which:<br>Term<br>Dont :<br>À terme fixe                               |           |  |           |  |        |  |           |
|                                      |   | V41552773  | V36811 | V36812  | V36808    | V36856   | V36871    |  |        |  |           |
| 2008                                 | D | 1,125,560  | 4,567  | 4,158   | 1,130,127 | 69,317   | 38,383    |  |        |  |           |
| 2009                                 | J | 1,115,847  | 3,609  | 3,145   | 1,119,456 | 70,224   | 38,647    |  |        |  |           |
|                                      | F | 1,104,604  | 2,594  | 2,117   | 1,107,197 | 68,423   | 38,739    |  |        |  |           |
|                                      | M | 1,105,426  | 2,384  | 1,932   | 1,107,810 | 67,007   | 38,716    |  |        |  |           |
|                                      | A | 1,118,032  | 2,169  | 1,699   | 1,120,201 | 68,929   | 39,232    |  |        |  |           |
|                                      | M | 1,126,325  | 2,132  | 1,668   | 1,128,457 | 66,392   | 39,162    |  |        |  |           |
|                                      | J | 1,128,703  | 1,675  | 1,161   | 1,130,379 | 64,382   | 37,302    |  |        |  |           |
|                                      | J | 1,137,257  | 1,725  | 1,225   | 1,138,982 | 62,610   | 37,244    |  |        |  |           |
|                                      | A | 1,139,582  | 1,570  | 1,143   | 1,141,152 | 60,622   | 37,348    |  |        |  |           |
|                                      | S | 1,142,351  | 1,634  | 1,036   | 1,143,985 | 61,618   | 37,317    |  |        |  |           |
|                                      | O | 1,146,032  | 1,643  | 1,165   | 1,147,675 | 60,505   | 37,017    |  |        |  |           |
|                                      | N | 1,152,007  | 1,553  | 1,117   | 1,153,560 | 57,700   | 36,784    |  |        |  |           |
|                                      | D | 1,162,481  | 1,645  | 1,196   | 1,164,127 | 53,125   | 36,840    |  |        |  |           |
| 2010                                 | J | 1,150,519  | 1,899  | 1,495   | 1,152,419 | 51,030   | 36,373    |  |        |  |           |
|                                      | F | 1,156,843  | 1,562  | 1,161   | 1,158,405 | 50,374   | 35,596    |  |        |  |           |
|                                      | M | 1,156,312  | 1,726  | 1,151   | 1,158,038 | 51,546   | 35,523    |  |        |  |           |
|                                      | A | 1,168,681  | 1,673  | 1,244   | 1,170,354 | 49,860   | 35,529    |  |        |  |           |
|                                      | M | 1,186,180  | 2,145  | 1,735   | 1,188,325 | 50,223   | 36,586    |  |        |  |           |
|                                      | J | 1,201,871  | 2,009  | 1,422   | 1,203,880 | 50,068   | 37,223    |  |        |  |           |
|                                      | J | 1,206,303  | 1,724  | 1,253   | 1,208,027 | 49,175   | 37,380    |  |        |  |           |
|                                      | A | 1,210,432  | 1,818  | 1,388   | 1,212,250 | 50,562   | 37,505    |  |        |  |           |
|                                      | S | 1,216,878  | 1,915  | 1,472   | 1,218,794 | 51,037   | 36,623    |  |        |  |           |

| Monthly<br>Average<br>Moyenne<br>mensuelle | CHARTERED BANK FOREIGN CURRENCY ITEMS (Millions of dollars)<br><i>EFFETS EN MONNAIES ÉTRANGÈRES DES BANQUES À CHARTE (En millions de dollars)</i> |  |                       |  |  |                        |         |
|--|---|--|-----------------------|--|--|------------------------|---------|
|  | Net foreign currency<br>assets<br><i>Avoirs nets en<br/>monnaies<br/>étrangères</i>   | Foreign currency business with Canadian residents<br><i>Opérations en monnaies étrangères avec des résidents canadiens</i> |                       |  |  |                        |         |
|  |   | Securities<br><i>Titres</i>  | Loans<br><i>Prêts</i> |  | Deposits<br><i>Dépôts</i>                      |                        |         |
|  |   | Total  | Total                 | Of which:<br>Reverse repos<br><i>Dont: Prises<br/>en pension</i> | Deposits of banks<br><i>Dépôts des banques</i> | Other<br><i>Autres</i> | Total   |
|  | V36686  | V36846   | V36877                | V36878   | V36875   | V36876                 | V36872  |
| 2008 D                                     | 11,487  | 28,368   | 47,948                | 1,462  | 2,218  | 151,940                | 154,158 |
| 2009 J                                     | 9,254   | 27,391   | 47,069                | 1,560  | 1,715  | 141,846                | 143,561 |
| F  | 2,543   | 10,808   | 48,673                | 1,662  | 2,291  | 141,115                | 143,406 |
| M  | 7,385   | 10,723   | 49,462                | 2,400  | 2,357  | 139,236                | 141,593 |
| A  | 5,805   | 11,114   | 44,764                | 2,214  | 2,173  | 132,759                | 134,931 |
| M  | -3,205  | 10,020   | 36,710                | 1,706  | 2,241  | 124,493                | 126,734 |
| J  | -2,859  | 10,644   | 35,372                | 872  | 1,786  | 131,394                | 133,180 |
| J  | -5,841  | 11,264   | 31,963                | 1,813  | 1,295  | 127,729                | 129,024 |
| A  | -5,580  | 12,631   | 29,466                | 1,441  | 1,732  | 126,441                | 128,173 |
| S  | -2,667  | 12,818   | 28,635                | 1,154  | 1,587  | 128,839                | 130,426 |
| O  | -9,583  | 13,097   | 27,902                | 1,220  | 1,283  | 130,498                | 131,781 |
| N  | -11,144   | 14,349   | 27,456                | 1,003  | 1,301  | 129,158                | 130,459 |
| D  | -7,291  | 16,347   | 27,521                | 1,117  | 1,302  | 127,324                | 128,626 |
| 2010 J                                     | -8,816  | 15,822   | 26,990                | 2,019  | 1,526  | 127,840                | 129,366 |
| F  | -5,433  | 14,362   | 28,636                | 3,345  | 1,759  | 125,576                | 127,335 |
| M  | -7,800  | 15,255   | 26,874                | 3,591  | 1,766  | 123,506                | 125,271 |
| A  | -7,870  | 17,340   | 26,479                | 4,792  | 2,574  | 126,494                | 129,068 |
| M  | -1,409  | 18,057   | 26,786                | 4,637  | 2,154  | 126,962                | 129,117 |
| J  | 7,231   | 19,628   | 27,684                | 4,972  | 1,641  | 129,660                | 131,301 |
| J  | -660  | 16,368   | 26,697                | 5,240  | 1,627  | 131,984                | 133,611 |
| A  | -16,738   | 17,320   | 26,297                | 5,056  | 1,789  | 139,936                | 141,725 |
| S  | -25,896   | 17,419   | 26,065                | 4,711  | 1,837  | 131,053                | 132,891 |

| Monthly<br>Average<br>Moyenne<br>mensuelle | SELECTED SEASONALLY ADJUSTED SERIES: CHARTERED BANK ASSETS AND LIABILITIES (Millions of dollars)<br><i>QUELQUES STATISTIQUES BANCAIRES DÉSAISONNALISÉES : AVOIRS ET ENGAGEMENTS DES BANQUES À CHARTE (En millions de dollars)</i> |  |                               |  |                                |   |  |  |           |         | BFS Table C8<br>SBF Tableau C8  |
|--|---|--|-------------------------------|--|--------------------------------|---|--|--|-----------|---------|---|
|  | Canadian dollar assets<br><i>Avoirs en dollars canadiens</i>  |  |                               |  |                                |   |  | Canadian dollar deposits<br><i>Dépôts en dollars canadiens</i> |           |         |   |
|  | Total <sup>1</sup>  | Less<br>liquid<br>assets <sup>1</sup>                  | General<br>loans <sup>1</sup> | Total<br>personal<br>loans                   | Business<br>loans <sup>1</sup> | Residential<br>mortgages <sup>1</sup>                           | Bankers'<br>acceptances  | Personal deposits<br><i>Dépôts des particuliers</i>            |           |         | Non-personal<br>demand and<br>notice deposits                                     |
|  | Total <sup>1</sup>  | <i>Avoirs de<br/>seconde<br/>liquidité<sup>1</sup></i> | <i>généraux<sup>1</sup></i>   | <i>Ensemble<br/>des prêts<br/>personnels</i> | <i>entreprises<sup>1</sup></i> | <i>hypothé-<br/>caires à<br/>l'habita-<br/>tion<sup>1</sup></i> | <i>Acceptations<br/>bancaires</i>  | <i>Dont :</i>  |           |         | <i>Dépôts à<br/>vue et à préavis<br/>autres que<br/>ceux des<br/>particuliers</i> |
|  |   |  |                               |  |                                |   | Demand<br>and notice<br>deposits<br><i>Dépôts à<br/>vue et à<br/>préavis</i> |  |           |         |   |
|  |   |  |                               |  |                                |   | Term <sup>1</sup><br>À terme<br>fixe <sup>1</sup>                            |  |           |         |   |
|  |   |  |                               |  |                                |   | Ensemble   |  |           |         |   |
|  | V37133  | V37112   | V37154                        | V37119                                       | V37120                         | V37130  | V37140   | V41552791  | V41552799 | V37135  | V41552800   |
| 2008 D                                     | 1,850,764   | 1,256,692  | 612,454                       | 291,300                                      | 319,596                        | 452,467   | 70,087   | 598,879  | 262,922   | 336,026 | 233,813   |
| 2009 J                                     | 1,837,604   | 1,244,068  | 600,731                       | 294,691                                      | 306,612                        | 451,151   | 70,385   | 606,789  | 268,614   | 338,165 | 237,747   |
| F  | 1,790,518   | 1,225,912  | 589,280                       | 299,162                                      | 293,246                        | 446,288   | 66,988   | 613,655  | 273,689   | 341,564 | 239,342   |
| M  | 1,787,766   | 1,217,268  | 594,135                       | 301,119                                      | 294,584                        | 434,893   | 65,983   | 622,359  | 279,911   | 345,089 | 241,090   |
| A  | 1,859,025   | 1,225,283  | 586,984                       | 304,649                                      | 284,604                        | 437,655   | 68,386   | 625,617  | 284,546   | 343,038 | 244,856   |
| M  | 1,886,726   | 1,233,919  | 588,937                       | 307,847                                      | 281,661                        | 441,491   | 65,709   | 631,119  | 291,203   | 339,450 | 246,505   |
| J  | 1,902,250   | 1,240,169  | 590,216                       | 311,827                                      | 277,848                        | 444,934   | 64,830   | 633,838  | 294,801   | 336,440 | 248,790   |
| J  | 1,897,629   | 1,252,562  | 594,222                       | 314,990                                      | 278,347                        | 450,625   | 63,640   | 637,064  | 303,431   | 332,704 | 253,436   |
| A  | 1,925,312   | 1,263,740  | 600,749                       | 318,909                                      | 280,867                        | 455,832   | 61,852   | 642,715  | 312,113   | 329,383 | 256,521   |
| S  | 1,933,534   | 1,271,445  | 604,327                       | 322,453                                      | 280,103                        | 459,072   | 61,836   | 645,507  | 318,547   | 326,603 | 257,340   |
| O  | 1,957,665   | 1,279,136  | 609,860                       | 328,116                                      | 279,332                        | 461,607   | 60,191   | 647,210  | 326,387   | 321,310 | 261,184   |
| N  | 1,916,642   | 1,288,791  | 614,291                       | 332,772                                      | 281,122                        | 461,885   | 57,923   | 647,698  | 328,060   | 318,595 | 265,938   |
| D  | 1,925,537   | 1,300,091  | 617,119                       | 335,007                                      | 280,177                        | 465,845   | 53,611   | 647,671  | 331,387   | 316,247 | 264,285   |
| 2010 J                                     | 1,934,423   | 1,296,015  | 611,418                       | 338,504                                      | 273,576                        | 468,283   | 51,035   | 647,531  | 333,344   | 314,336 | 266,363   |
| F  | 1,890,703   | 1,305,171  | 618,520                       | 343,300                                      | 278,773                        | 472,181   | 49,299   | 646,340  | 334,752   | 313,630 | 275,146   |
| M  | 1,976,763   | 1,314,726  | 621,572                       | 344,129                                      | 279,325                        | 472,872   | 50,735   | 644,853  | 335,456   | 312,435 | 278,448   |
| A  | 2,006,686   | 1,329,562  | 628,988                       | 347,624                                      | 283,960                        | 475,899   | 49,491   | 646,458  | 337,294   | 310,993 | 278,141   |
| M  | 1,918,773   | 1,351,546  | 639,991                       | 348,242                                      | 292,476                        | 484,898   | 49,734   | 651,343  | 340,697   | 309,910 | 285,141   |
| J  | 1,880,145   | 1,344,588  | 630,799                       | 348,320                                      | 281,967                        | 490,338   | 50,393   | 657,498  | 344,877   | 309,499 | 283,598   |
| J  | 1,893,899   | 1,351,531  | 630,994                       | 350,191                                      | 279,854                        | 495,200   | 50,026   | 659,805  | 348,256   | 310,268 | 284,379   |
| A  | 1,948,193   | 1,359,001  | 631,904                       | 351,866                                      | 279,025                        | 496,112   | 51,676   | 663,324  | 351,254   | 310,537 | 283,951   |
| S  | 2,001,428   | 1,368,789  | 633,173                       | 354,276                                      | 276,957                        | 497,006   | 51,181   | 667,381  | 356,233   | 310,861 | 285,881   |

(1) Unadjusted because it does not show stable seasonality / Ces données ne présentent pas de variations saisonnières stables, elles ne sont pas désaisonnalisées

| FINANCIAL MARKET STATISTICS<br>STATISTIQUES DU MARCHÉ FINANCIER                         |                                       |   |              |  |                          |   |   |                   |   |  |   |   |                   |  |  |  |
|---|---------------------------------------|---|--------------|--|--------------------------|---|---|-------------------|---|--|---|---|-------------------|--|--|--|
| Effective date<br>(year, month, day)<br>Date d'entrée en vigueur<br>(année, mois, jour) | Bank Rate<br>Taux officiel d'escompte | Operating band<br>Fourchette opérationnelle |              | Target overnight rate<br>Taux cible du financement à un jour | Wednesday<br>Le mercredi | Chartered bank administered interest rates<br>Taux d'intérêt administrés des banques à charte |   |                   |   |  |   |   |                   |  |  |  |
|   |                                       | Low<br>Bas                                  | High<br>Haut |  |                          | Prime business<br>Taux de base des prêts aux entreprises                                      | Conventional mortgage<br>Prêts hypothécaires ordinaires |                   | Non-chequable savings deposits<br>Dépôts d'épargne non transférables par chèque | Daily interest savings (balances over \$100,000)<br>Comptes d'épargne à intérêt quotidien (soldes supérieurs à 100 000 \$) | 5-year personal fixed term<br>Dépôts à 5 ans des particuliers | Guaranteed investment certificates<br>Certificats de placement garantis |                   |  |  |  |
|   |                                       |   |              |  |                          |   | 1 year<br>À 1 an  | 5 year<br>À 5 ans |   |  |   | 1 year<br>À 1 an  | 5 year<br>À 5 ans |  |  |  |
| V39078  | V39076                                | V39077                                      | V39079       | V121796  | V121763                  | V121764   | V121766   | V121776           | V121765   | V121771  | V121773   |   |                   |  |  |  |
| 2007 12 04  | 4.50                                  | 4.00  | 4.50         | 4.25   | 2010 J 28                | 2.75  | 3.50  | 5.79              | 0.05  | 0.20   | 1.85  | 0.63  | 1.98              |  |  |  |
| 2008 1 22   | 4.25                                  | 3.75  | 4.25         | 4.00   | A 4                      | 2.75  | 3.50  | 5.79              | 0.05  | 0.25   | 1.85  | 0.63  | 1.98              |  |  |  |
| 3 04  | 3.75                                  | 3.25  | 3.75         | 3.50   | 11                       | 2.75  | 3.30  | 5.59              | 0.05  | 0.25   | 1.85  | 0.63  | 1.98              |  |  |  |
| 4 22  | 3.25                                  | 2.75  | 3.25         | 3.00   | 18                       | 2.75  | 3.30  | 5.49              | 0.05  | 0.25   | 1.75  | 0.63  | 1.98              |  |  |  |
| 10 08   | 2.75                                  | 2.25  | 2.75         | 2.50   | 25                       | 2.75  | 3.30  | 5.39              | 0.05  | 0.25   | 1.75  | 0.63  | 1.98              |  |  |  |
| 21 25   | 2.50                                  | 2.00  | 2.50         | 2.25   | S 1                      | 2.75  | 3.30  | 5.39              | 0.05  | 0.25   | 1.85  | 0.75  | 1.98              |  |  |  |
| 12 09   | 1.75                                  | 1.25  | 1.75         | 1.50   | 8                        | 2.75  | 3.30  | 5.39              | 0.05  | 0.25   | 1.85  | 0.75  | 1.98              |  |  |  |
| 2009 1 20   | 1.25                                  | 0.75  | 1.25         | 1.00   | 15                       | 3.00  | 3.30  | 5.39              | 0.05  | 0.25   | 1.85  | 0.63  | 1.98              |  |  |  |
| 3 03  | 0.75                                  | 0.25  | 0.75         | 0.50   | 22                       | 3.00  | 3.30  | 5.39              | 0.05  | 0.25   | 1.85  | 0.63  | 1.98              |  |  |  |
| 4 21  | 0.50                                  | 0.25  | 0.50         | 0.25   | 29                       | 3.00  | 3.30  | 5.39              | 0.05  | 0.25   | 1.85  | 0.63  | 1.98              |  |  |  |
| 2010 6 01   | 0.75                                  | 0.25  | 0.75         | 0.50   | O 6                      | 3.00  | 3.30  | 5.39              | 0.05  | 0.25   | 1.85  | 0.63  | 1.98              |  |  |  |
| 7 20  | 1.00                                  | 0.50  | 1.00         | 0.75   | 13                       | 3.00  | 3.30  | 5.29              | 0.05  | 0.25   | 1.85  | 0.63  | 1.98              |  |  |  |
| 9 08  | 1.25                                  | 0.75  | 1.25         | 1.00   | 20                       | 3.00  | 3.20  | 5.29              | 0.05  | 0.25   | 1.85  | 0.63  | 1.98              |  |  |  |
|   |                                       |   |              |  | 27                       | 3.00  | 3.20  | 5.29              | 0.05  | 0.25   | 1.85  | 0.63  | 1.98              |  |  |  |
|   |                                       |   |              |  | N 3                      | 3.00  | 3.20  | 5.29              | 0.05  | 0.25   | 1.85  | 0.63  | 1.98              |  |  |  |

| FINANCIAL MARKET STATISTICS<br>STATISTIQUES DU MARCHÉ FINANCIER |                                  |                     |                     |                   |   |                   |                   |                   |                     |                           |  |                          |  |                            |                                    |  |
|---|----------------------------------|---------------------|---------------------|-------------------|---|-------------------|-------------------|-------------------|---------------------|---------------------------|--|--------------------------|--|----------------------------|------------------------------------|--|
| Wednesday and latest week<br>Le mercredi et la dernière semaine | Treasury bills<br>Bons du Trésor |                     |                     |                   | Selected Government of Canada benchmark bond yields<br>Quelques rendements d'obligations types du gouvernement canadien |                   |                   |                   |                     |                           |  |                          | Government of Canada marketable bonds, average yield<br>Rendements moyens des obligations négociables du gouvernement canadien |                            |                                    |  |
|   | 1 month<br>À 1 mois              | 3 month<br>À 3 mois | 6 month<br>À 6 mois | 1 year<br>À 1 an  | 2 year<br>À 2 ans   | 3 year<br>À 3 ans | 5 year<br>À 5 ans | 7 year<br>À 7 ans | 10 year<br>À 10 ans | long-term<br>À long terme | Real Return Bonds,<br>long-term<br>Obligations à long terme à rendement réel | 1-3 year<br>De 1 à 3 ans | 3-5 year<br>De 3 à 5 ans   | 5-10 year<br>De 5 à 10 ans | Over 10 years<br>De plus de 10 ans |  |
|   | V121777<br>V39063                | V121778<br>V39065   | V121779<br>V39066   | V121780<br>V39067 | V121786<br>V39051   | V121787<br>V39052 | V121788<br>V39053 | V121789<br>V39054 | V121790<br>V39055   | V121791<br>V39056         | V121808<br>V39057  | V121755<br>V39059        | V121756<br>V39060  | V121757<br>V39061          | V121758<br>V39062                  |  |
| 2010 J 28   | 0.55                             | 0.65                | 0.89                | 1.17              | 1.60  | 1.82              | 2.44              | 2.66              | 3.22                | 3.77                      | 1.55   | 1.55                     | 2.29   | 2.96                       | 3.71                               |  |
| A 4   | 0.54                             | 0.68                | 0.94                | 1.18              | 1.54  | 1.76              | 2.35              | 2.58              | 3.17                | 3.72                      | 1.52   | 1.50                     | 2.21   | 2.89                       | 3.66                               |  |
| 11  | 0.53                             | 0.67                | 0.91                | 1.07              | 1.34  | 1.70              | 2.13              | 2.35              | 2.97                | 3.60                      | 1.42   | 1.32                     | 1.97   | 2.67                       | 3.53                               |  |
| 18  | 0.50                             | 0.67                | 0.91                | 1.10              | 1.39  | 1.74              | 2.16              | 2.36              | 2.94                | 3.55                      | 1.36   | 1.37                     | 1.99   | 2.66                       | 3.47                               |  |
| 25  | 0.43                             | 0.62                | 0.82                | 0.98              | 1.23  | 1.53              | 2.08              | 2.19              | 2.83                | 3.47                      | 1.40   | 1.21                     | 1.79   | 2.50                       | 3.39                               |  |
| S 1   | 0.59                             | 0.70                | 0.91                | 1.03              | 1.26  | 1.54              | 2.10              | 2.21              | 2.85                | 3.50                      | 1.38   | 1.25                     | 1.81   | 2.51                       | 3.41                               |  |
| 8   | 0.79                             | 0.87                | 1.03                | 1.19              | 1.41  | 1.67              | 2.19              | 2.30              | 2.92                | 3.53                      | 1.38   | 1.46                     | 1.95   | 2.60                       | 3.46                               |  |
| 15  | 0.77                             | 0.91                | 1.08                | 1.30              | 1.49  | 1.72              | 2.25              | 2.34              | 2.96                | 3.54                      | 1.35   | 1.53                     | 2.00   | 2.65                       | 3.47                               |  |
| 22  | 0.80                             | 0.90                | 1.05                | 1.27              | 1.41  | 1.63              | 2.14              | 2.23              | 2.87                | 3.43                      | 1.25   | 1.45                     | 1.90   | 2.54                       | 3.36                               |  |
| 29  | 0.84                             | 0.87                | 1.07                | 1.27              | 1.39  | 1.58              | 2.01              | 2.11              | 2.74                | 3.33                      | 1.17   | 1.42                     | 1.79   | 2.41                       | 3.25                               |  |
| O 6   | 0.86                             | 0.87                | 1.00                | 1.21              | 1.35  | 1.54              | 1.97              | 2.07              | 2.74                | 3.38                      | 1.20   | 1.38                     | 1.76   | 2.40                       | 3.29                               |  |
| 13  | 0.88                             | 0.90                | 1.02                | 1.22              | 1.39  | 1.55              | 1.94              | 2.05              | 2.73                | 3.44                      | 1.23   | 1.41                     | 1.74   | 2.36                       | 3.30                               |  |
| 20  | 0.86                             | 0.89                | 0.98                | 1.16              | 1.37  | 1.50              | 1.91              | 2.02              | 2.75                | 3.46                      | 1.13   | 1.36                     | 1.69   | 2.37                       | 3.32                               |  |
| 27  | 0.87                             | 0.92                | 1.02                | 1.21              | 1.45  | 1.59              | 2.06              | 2.38              | 2.89                | 3.50                      | 1.17   | 1.43                     | 1.84   | 2.52                       | 3.38                               |  |
| N 3   | 0.88                             | 0.92                | 1.02                | 1.19              | 1.42  | 1.55              | 2.02              | 2.34              | 2.87                | 3.49                      | 1.15   | 1.40                     | 1.80   | 2.48                       | 3.37                               |  |
| 2010 O 28   | 0.86                             | 0.92                | 1.01                | 1.20              | 1.43  | 1.57              | 2.03              | 2.35              | 2.87                | 3.48                      | 1.14   | 1.41                     | 1.81   | 2.49                       | 3.36                               |  |
| 29  | 0.87                             | 0.92                | 1.01                | 1.18              | 1.41  | 1.54              | 1.97              | 2.29              | 2.80                | 3.44                      | 1.09   | 1.39                     | 1.76   | 2.43                       | 3.32                               |  |
| N 1   | 0.86                             | 0.91                | 1.01                | 1.18              | 1.41  | 1.54              | 2.00              | 2.32              | 2.83                | 3.47                      | 1.13   | 1.39                     | 1.78   | 2.46                       | 3.35                               |  |
| 2   | 0.87                             | 0.92                | 1.02                | 1.19              | 1.42  | 1.56              | 2.04              | 2.36              | 2.88                | 3.48                      | 1.14   | 1.40                     | 1.82   | 2.50                       | 3.37                               |  |
| 3   | 0.88                             | 0.92                | 1.02                | 1.19              | 1.42  | 1.55              | 2.02              | 2.34              | 2.87                | 3.49                      | 1.15   | 1.40                     | 1.80   | 2.48                       | 3.37                               |  |

continued  
suite



FINANCIAL MARKET STATISTICS  
STATISTIQUES DU MARCHÉ FINANCIER

continued  
suite

| Wednesday<br>and latest<br>week<br><i>Le mercredi<br/>et<br/>la dernière<br/>semaine</i> | Bankers' acceptances<br><i>Acceptations<br/>bancaires</i> |                   |                            |                   | Prime corporate<br>paper rate<br><i>Taux du papier de<br/>premier choix des<br/>sociétés non financières</i>   |         | Tuesday<br>(effective date<br>in brackets)<br><i>Le mardi<br/>(date d'entrée<br/>en vigueur entre<br/>parenthèses)</i> | Treasury bill auction<br><i>Adjudication de bons du Trésor</i> |         |         |  |         |  |
|--|---|-------------------|----------------------------|-------------------|--|---------|--|--|---------|---------|--|---------|--|
|  | 1 month<br><i>À 1 mois</i>                                |                   | 3 month<br><i>À 3 mois</i> |                   | 1 month<br><i>À 1 mois</i>   |         |  | Average yields<br><i>Rendement moyen</i>                       |         |         | Amount auctioned<br><i>Montant adjudgé</i> |         |  |
|  | V121750<br>V39068   | V121775<br>V39071 | V121809<br>V39072          | V121812<br>V39074 | V121799  | V121800 |  | V121801  | V121802 | V121803 | V121804                                    | V121805 |  |
| 2010 J 28  | 0.83  | 0.93              | 0.78                       | 0.90              | 2010 J 27  |         |  |  |         |         |  |         |  |
| A 4  | 0.84  | 0.93              | 0.79                       | 0.89              | A 3  | 0.696   | 0.934  | 1.154  | 7,400   | 2,800   | 2,800                                      | 15,100  |  |
| 11   | 0.83  | 0.94              | 0.79                       | 0.89              | 10   |         |  |  |         |         |  |         |  |
| 18   | 0.85  | 0.95              | 0.82                       | 0.92              | 17   | 0.695   | 0.937  | 1.099  | 7,400   | 2,800   | 2,800                                      | 14,500  |  |
| 25   | 0.84  | 0.95              | 0.80                       | 0.89              | 24   |         |  |  |         |         |  |         |  |
|  |   |                   |                            |                   | 31   | 0.692   | 0.898  | 1.034  | 7,400   | 2,800   | 2,800                                      | 12,900  |  |
| S 1  | 0.97  | 1.03              | 0.89                       | 0.97              | S 7  |         |  |  |         |         |  |         |  |
| 8  | 1.12  | 1.20              | 1.00                       | 1.09              | 14   | 0.919   | 1.081  | 1.288  | 7,700   | 2,900   | 2,900                                      | 15,600  |  |
| 15   | 1.08  | 1.20              | 1.05                       | 1.15              | 21   |         |  |  |         |         |  |         |  |
| 22   | 1.08  | 1.20              | 1.04                       | 1.15              | 28   | 0.893   | 1.093  | 1.310  | 7,700   | 2,900   | 2,900                                      | 13,700  |  |
| 29   | 1.09  | 1.21              | 1.04                       | 1.15              | O 5  |         |  |  |         |         |  |         |  |
| O 6  | 1.10  | 1.20              | 1.05                       | 1.15              | 12   | 0.894   | 1.011  | 1.202  | 8,600   | 3,200   | 3,200                                      | 17,500  |  |
| 13   | 1.10  | 1.20              | 1.05                       | 1.14              | 19   |         |  |  |         |         |  |         |  |
| 20   | 1.09  | 1.20              | 1.05                       | 1.16              | 26   | 0.915   | 1.017  | 1.199  | 6,675   | 2,475   | 2,475                                      | 15,700  |  |
| 27   | 1.09  | 1.21              | 1.05                       | 1.16              | N 2  |         |  |  |         |         |  |         |  |
| N 3  | 1.09  | 1.21              | 1.05                       | 1.16              |  |         |  |  |         |         |  |         |  |
| 2010 O 28  | 1.08  | 1.21              | 1.05                       | 1.16              | <p>Effective 16 September 1997, the weekly issuance pattern of treasury bills was replaced by a 2-week cycle and the maturity of 3-month treasury bills was lengthened by 7 days. Since 19 March 1998 (after a transition phase of six months), the maturity pattern follows a 2-week cycle.<br/><i>Le 16 septembre 1997, le calendrier hebdomadaire des adjudications de bons du Trésor du gouvernement du Canada a été remplacé par un cycle de deux semaines et l'échéance des bons du Trésor à trois mois à été prolongée de sept jours. Depuis le 19 mars 1998 (après une période de transition de six mois), le calendrier des échéances suit également un cycle de deux semaines.</i></p> |         |  |  |         |         |  |         |  |
| 29   | 1.09  | 1.21              | 1.05                       | 1.16              |  |         |  |  |         |         |  |         |  |
| N 1  | 1.09  | 1.21              | 1.05                       | 1.16              |  |         |  |  |         |         |  |         |  |
| 2  | 1.09  | 1.21              | 1.05                       | 1.16              |  |         |  |  |         |         |  |         |  |
| 3  | 1.09  | 1.21              | 1.05                       | 1.16              |  |         |  |  |         |         |  |         |  |

FINANCIAL MARKET STATISTICS  
STATISTIQUES DU MARCHÉ FINANCIER

continued  
suite

| Wednesday<br><i>Le<br/>mercredi</i> | Selected U.S. dollar interest rates<br><i>Quelques taux d'intérêt pratiqués aux États-Unis</i> |         |   |         |  |          | Forward premium or discount (-)<br>U.S. dollars in Canada<br><i>Report ou déport (-)<br/>sur le dollar É.-U. au Canada</i> |         |                            |                            |
|-------------------------------------|--|---------|---|---------|--|----------|--|---------|----------------------------|----------------------------|
|                                     | Federal funds rate<br><i>Taux des fonds<br/>fédéraux</i>                                       |         | Prime rate charged<br>by banks<br><i>Taux de base des<br/>prêts bancaires</i> |         | Commercial paper<br>(adjusted)<br><i>Papier commercial<br/>(taux corrigés)</i> |          | U.S. Treasuries<br>constant maturity<br><i>Obligations du Trésor<br/>américain à échéance fixe</i>                         |         | 1 month<br><i>À 1 mois</i> | 3 month<br><i>À 3 mois</i> |
|                                     | V121821  | V121820 | V121822   | V121823 | V121826  | V4429275 | V121793  | V121807 |                            |                            |
| 2010 J 28                           | 0.19   | 3.25    | 0.21  | 0.24    | 1.75   | 3.03     | 0.47   | 0.55    |                            |                            |
| A 4                                 | 0.19   | 3.25    | 0.19  | 0.22    | 1.62   | 2.98     | 0.48   | 0.60    |                            |                            |
| 11                                  | 0.18   | 3.25    | 0.20  | 0.27    | 1.44   | 2.72     | 0.47   | 0.62    |                            |                            |
| 18                                  | 0.19   | 3.25    | 0.19  | 0.24    | 1.46   | 2.64     | 0.59   | 0.67    |                            |                            |
| 25                                  | 0.19   | 3.25    | 0.18  | 0.25    | 1.40   | 2.54     | 0.57   | 0.61    |                            |                            |
| S 1                                 | 0.19   | 3.25    | 0.21  | 0.26    | 1.41   | 2.58     | 0.69   | 0.66    |                            |                            |
| 8                                   | 0.19   | 3.25    | 0.20  | 0.26    | 1.46   | 2.66     | 0.82   | 0.86    |                            |                            |
| 15                                  | 0.19   | 3.25    | 0.24  | 0.24    | 1.46   | 2.74     | 0.83   | 0.87    |                            |                            |
| 22                                  | 0.21   | 3.25    | 0.18  | 0.28    | 1.33   | 2.56     | 0.83   | 0.83    |                            |                            |
| 29                                  | 0.20   | 3.25    | 0.19  | 0.24    | 1.28   | 2.52     | 0.82   | 0.90    |                            |                            |
| O 6                                 | 0.19   | 3.25    | 0.19  | 0.22    | 1.16   | 2.41     | 0.84   | 0.92    |                            |                            |
| 13                                  | 0.18   | 3.25    | 0.18  | 0.22    | 1.13   | 2.46     | 0.97   | 0.93    |                            |                            |
| 20                                  | 0.19   | 3.25    | 0.22  | 0.23    | 1.11   | 2.51     | 0.83   | 0.87    |                            |                            |
| 27                                  | 0.19   | 3.25    | 0.20  | 0.20    | 1.34   | 2.75     | 0.83   | 0.91    |                            |                            |
| N 3                                 |  |         |   |         |  |          | 0.85   | 0.93    |                            |                            |

| Month, week ending<br>Mois ou semaine se terminant à la date indiquée | EXCHANGE RATES<br>COURS DU CHANGE                           |                    |                                |                    |   |                                 |  |                           |                             |                              |   | BFS Table I1<br>SBF Tableau I1 |
|---|---|--------------------|--------------------------------|--------------------|---|---------------------------------|--|---------------------------|-----------------------------|------------------------------|---|--------------------------------|
|   | U.S. dollar<br>Dollar É.-U.                                 |                    |                                |                    | Canadian dollar<br>in U.S. funds<br>Dollar canadien     |                                 | Other currencies<br>Autres monnaies                                |                           |                             |                              | Canadian-dollar effective exchange rate, index (CERI) <sup>2</sup><br>Indice de taux de change effectif du dollar canadien (indice TCEC) <sup>2</sup><br>1992 = 100 |                                |
|   | Canadian dollars per unit<br>En dollars canadiens par unité |                    |                                |                    | Canadian cents per unit<br>En cents canadiens par unité |                                 | Average of noon spot rates<br>Moyenne des cours du comptant à midi |                           |                             |                              |   |                                |
|   | Spot rates<br>Cours du comptant                             |                    |                                |                    | 3-month forward spread<br>Report ou déport (-) à 3 mois |                                 | Canadian dollars per unit<br>En dollars canadiens par unité        |                           |                             |                              |   |                                |
| High<br>Haut  | Low<br>Bas  | Closing<br>Clôture | Average noon<br>Moyenne à midi | Closing<br>Clôture | Average noon<br>Moyenne à midi                          | Spot rates<br>Cours du comptant | EMU <sup>1</sup><br>Euro<br>(UEM) <sup>1</sup>                     | British pound<br>sterling | Swiss franc<br>franc suisse | Japanese yen<br>Yen japonais |   |                                |
| V37433  | V37434  | V37432             | V37426                         |                    |   |                                 | V121742  | V37430                    | V37429                      | V37456                       | V41498903   |                                |
| 2010 J  | 1.0678  | 1.0256             | 1.0283                         | 1.0427             | 0.15  | 0.11                            | 0.9725   | 1.3358                    | 1.5952                      | 0.9902                       | 0.011914  | 115.89                         |
| A   | 1.0674  | 1.0108             | 1.0665                         | 1.0414             | 0.17  | 0.16                            | 0.9376   | 1.3420                    | 1.6294                      | 1.0026                       | 0.012205  | 115.86                         |
| S   | 1.0604  | 1.0216             | 1.0290                         | 1.0331             | 0.22  | 0.21                            | 0.9718   | 1.3535                    | 1.6104                      | 1.0329                       | 0.012247  | 116.44                         |
| O   | 1.0374  | 0.9986             | 1.0202                         | 1.0180             | 0.23  | 0.23                            | 0.9802   | 1.4150                    | 1.6150                      | 1.0508                       | 0.012456  | 117.17                         |
| 2010 O 6  | 1.0326  | 1.0063             | 1.0107                         | 1.0198             | 0.23  | 0.22                            | 0.9894   | 1.4030                    | 1.6157                      | 1.0497                       | 0.012250  | 117.22                         |
| 13  | 1.0225  | 1.0011             | 1.0048                         | 1.0111             | 0.23  | 0.23                            | 0.9952   | 1.4067                    | 1.6055                      | 1.0513                       | 0.012338  | 117.89                         |
| 20  | 1.0374  | 0.9986             | 1.0222                         | 1.0167             | 0.22  | 0.23                            | 0.9783   | 1.4196                    | 1.6168                      | 1.0595                       | 0.012500  | 117.19                         |
| 27  | 1.0340  | 1.0163             | 1.0287                         | 1.0247             | 0.23  | 0.23                            | 0.9721   | 1.4248                    | 1.6155                      | 1.0484                       | 0.012616  | 116.33                         |
| N 3   | 1.0277  | 1.0049             | 1.0068                         | 1.0143             | 0.23  | 0.23                            | 0.9932   | 1.4149                    | 1.6250                      | 1.0309                       | 0.012544  | 117.40                         |

Latest week: / Dernière semaine :

|           |        |        |        |        |      |      |        |        |        |        |          |        |
|-----------|--------|--------|--------|--------|------|------|--------|--------|--------|--------|----------|--------|
| 2010 O 28 | 1.0277 | 1.0181 | 1.0215 | 1.0202 | 0.23 | 0.23 | 0.9790 | 1.4209 | 1.6265 | 1.0373 | 0.012600 | 116.79 |
| 29        | 1.0221 | 1.0168 | 1.0202 | 1.0188 | 0.23 | 0.23 | 0.9802 | 1.4155 | 1.6321 | 1.0342 | 0.012660 | 116.90 |
| N 1       | 1.0203 | 1.0126 | 1.0161 | 1.0136 | 0.23 | 0.23 | 0.9842 | 1.4076 | 1.6267 | 1.0200 | 0.012560 | 117.52 |
| 2         | 1.0110 | 1.0081 | 1.0095 | 1.0099 | 0.23 | 0.23 | 0.9906 | 1.4164 | 1.6168 | 1.0324 | 0.012500 | 117.84 |
| 3         | 1.0156 | 1.0049 | 1.0068 | 1.0092 | 0.23 | 0.23 | 0.9932 | 1.4143 | 1.6227 | 1.0304 | 0.012400 | 117.96 |

(1) The euro is the monetary unit of the European Economic and Monetary Union (EMU), which commenced on 1 January 1999. / L'euro est l'unité monétaire de l'Union économique et monétaire (UEM) européenne qui est entrée en vigueur le 1er janvier 1999.

(2) The Canadian-dollar effective exchange rate index (CERI) replaces the C-6 index as the Bank's new measure of the value of the Canadian dollar vis-à-vis the currencies of its most important trading partners. / L'indice de taux de change effectif du dollar canadien (indice TCEC) s'agit du nouvel indice que la Banque utilise pour mesurer la valeur du dollar canadien par rapport aux monnaies des principaux partenaires commerciaux du Canada. L'indice TCEC remplace l'indice C-6.

Month, week ending  
Mois ou semaine se terminant à la date indiquée

Overnight money market financing rate  
Taux des fonds à un jour

|          | V39050 |
|----------|--------|
| 2010 J   | 0.7472 |
| A        | 0.7484 |
| S        | 0.9951 |
| O        | 0.9972 |
| 2010 O 6 | 0.9995 |
| 13       | 0.9971 |
| 20       | 0.9990 |
| 27       | 0.9991 |
| N 3      | 0.9960 |

Latest week: / Dernière semaine :

|           |        |
|-----------|--------|
| 2010 O 28 | 0.9986 |
| 29        | 0.9972 |
| N 1       | 0.9990 |
| 2         | 1.0041 |
| 3         | 0.9960 |

| Monthly Average<br>Moyenne mensuelle |   | SELECTED MONETARY AGGREGATES AND THEIR COMPONENTS (Millions of dollars)<br>AGRÉGATS MONÉTAIRES ET LEURS COMPOSANTES (En millions de dollars) |   |  |   |   |                            |   |   |  | BFS Table E1<br>SBF Tableau E1             |   |           |
|--------------------------------------|---|--|---|--|---|---|----------------------------|---|---|--|--|---|-----------|
|                                      |   | M2 (gross)<br>M2 (brut)  |   | Currency outside banks<br>Monnaie hors banques |   | Personal deposits<br>Dépôts des particuliers  |                            | Non-personal demand and notice deposits<br>Dépôts à vue et à préavis autres que ceux des particuliers |   | Adjustments to M2 (gross)<br>Ajustements à M2 (brut) | M2 (gross) Total<br>Total de M2 (brut)     | Seasonally adjusted<br>Données désaisonnalisées |           |
|                                      |   | Unadjusted<br>Données non désaisonnalisées   | Seasonally adjusted<br>Données désaisonnalisées | Unadjusted<br>Données non désaisonnalisées     | Seasonally adjusted<br>Données désaisonnalisées | Non-chequable<br>Non transférables par chèque | Fixed-term<br>À terme fixe | Unadjusted<br>Données non désaisonnalisées  | Seasonally adjusted<br>Données désaisonnalisées | Non-chequable<br>Non transférables par chèque        | Unadjusted<br>Données non désaisonnalisées | Seasonally adjusted<br>Données désaisonnalisées |           |
|                                      |   | V37173   | V37148  | V41552775                                      | V41552802                                       | V36818  | V36823                     | V41552777   | V41552803                                       | V36828   | V41552789                                  | V41552786                                       | V41552796 |
| 2008                                 | D | 53,388   | 52,589  | 157,500  | 155,379   | 105,331                                       | 336,026                    | 225,363   | 215,422   | 18,468   | -3,318                                     | 892,759   | 881,103   |
| 2009                                 | J | 52,758   | 52,890  | 155,728  | 156,115   | 112,522                                       | 338,165                    | 218,619   | 217,075   | 20,890   | -3,269                                     | 895,412   | 893,955   |
|                                      | F | 52,348   | 53,029  | 156,730  | 158,313   | 116,175                                       | 341,564                    | 212,069   | 216,851   | 22,561   | -3,403                                     | 898,043   | 902,048   |
|                                      | M | 52,520   | 53,262  | 157,282  | 160,942   | 121,453                                       | 345,089                    | 211,066   | 218,362   | 22,065   | -2,971                                     | 906,504   | 912,560   |
|                                      | A | 52,825   | 53,359  | 162,055  | 162,429   | 124,113                                       | 343,038                    | 217,564   | 221,354   | 23,634   | -2,979                                     | 920,250   | 920,581   |
|                                      | M | 53,441   | 53,575  | 166,424  | 165,031   | 127,456                                       | 339,450                    | 219,269   | 223,065   | 23,179   | -2,946                                     | 926,273   | 927,337   |
|                                      | J | 53,662   | 53,588  | 168,440  | 166,494   | 130,105                                       | 336,440                    | 225,247   | 224,752   | 24,098   | -2,748                                     | 935,243   | 933,529   |
|                                      | J | 54,162   | 53,817  | 171,605  | 169,987   | 133,738                                       | 332,704                    | 229,301   | 227,970   | 25,634   | -2,770                                     | 944,374   | 942,720   |
|                                      | A | 54,209   | 53,886  | 175,825  | 174,949   | 136,893                                       | 329,383                    | 230,099   | 230,281   | 26,298   | -2,770                                     | 949,937   | 951,405   |
|                                      | S | 54,254   | 53,968  | 178,045  | 178,355   | 138,833                                       | 326,603                    | 231,286   | 230,489   | 27,075   | -2,496                                     | 953,599   | 956,743   |
|                                      | O | 54,467   | 54,245  | 181,013  | 182,322   | 141,000                                       | 321,310                    | 235,638   | 233,138   | 28,172   | -2,318                                     | 959,282   | 961,951   |
|                                      | N | 54,527   | 54,355  | 183,504  | 183,702   | 141,888                                       | 318,595                    | 240,963   | 237,294   | 28,478   | -2,216                                     | 965,738   | 964,330   |
|                                      | D | 55,070   | 54,261  | 188,012  | 185,443   | 143,072                                       | 316,247                    | 248,077   | 236,983   | 27,554   | -2,172                                     | 975,860   | 963,123   |
| 2010                                 | J | 54,242   | 54,378  | 187,769  | 188,264   | 145,050                                       | 314,336                    | 240,557   | 238,698   | 27,873   | -2,665                                     | 967,163   | 965,290   |
|                                      | F | 54,040   | 54,723  | 186,527  | 188,521   | 147,132                                       | 313,630                    | 240,006   | 245,583   | 29,634   | -2,517                                     | 968,453   | 972,738   |
|                                      | M | 53,731   | 54,472  | 184,539  | 188,842   | 149,633                                       | 312,435                    | 239,052   | 247,504   | 29,941   | -1,846                                     | 967,483   | 973,752   |
|                                      | A | 54,131   | 54,671  | 188,948  | 189,480   | 150,289                                       | 310,993                    | 243,875   | 248,253   | 30,076   | -1,805                                     | 976,506   | 976,925   |
|                                      | M | 54,671   | 54,803  | 192,267  | 190,657   | 151,720                                       | 309,910                    | 250,301   | 254,696   | 30,039   | -1,961                                     | 986,948   | 987,962   |
|                                      | J | 55,128   | 55,050  | 196,260  | 194,019   | 153,015                                       | 309,499                    | 253,604   | 253,149   | 30,484   | -2,071                                     | 995,920   | 994,105   |
|                                      | J | 55,779   | 55,432  | 197,226  | 195,426   | 153,249                                       | 310,268                    | 255,688   | 254,303   | 30,275   | -2,271                                     | 1,000,213                                       | 998,744   |
|                                      | A | 55,895   | 55,577  | 198,228  | 197,172   | 153,815                                       | 310,537                    | 253,591   | 253,757   | 30,340   | -2,129                                     | 1,000,276                                       | 1,001,897 |
|                                      | S | 56,095   | 55,809  | 199,976  | 200,324   | 154,354                                       | 310,861                    | 256,836   | 255,812   | 30,312   | -2,322                                     | 1,006,112                                       | 1,009,612 |

| Monthly average or average of month-ends<br>Moyenne mensuelle ou moyenne de fin de mois |   | SELECTED MONETARY AGGREGATES AND THEIR COMPONENTS (Millions of dollars)<br>AGRÉGATS MONÉTAIRES ET LEURS COMPOSANTES (En millions de dollars) |   |   |   |   |   | continued<br>suite                                   |   |
|---|---|--|---|---|---|---|---|--|---|
|   |   | M3 (gross)<br>M3 (brut)  |   | Non-personal term deposits<br>Dépôts à terme autres que ceux des particuliers |   | Foreign currency deposits of residents<br>Dépôts en monnaies étrangères des résidents |   | Adjustments to M3 (gross)<br>Ajustements à M3 (brut) | M3 (gross) Total<br>Total de M3 (brut)          |
|   |   | Unadjusted<br>Données non désaisonnalisées   | Seasonally adjusted<br>Données désaisonnalisées | Unadjusted<br>Données non désaisonnalisées                                    | Seasonally adjusted<br>Données désaisonnalisées | Unadjusted<br>Données non désaisonnalisées  | Seasonally adjusted<br>Données désaisonnalisées | Unadjusted<br>Données non désaisonnalisées           | Seasonally adjusted<br>Données désaisonnalisées |
|   |   | V41552786  | V41552796                                       | V36830  | V36876  | V37250  | V41552785                                       | V41552794  |   |
| 2008  | D | 892,759  | 881,103   | 282,871   | 151,940   | -8,726  | 1,318,844                                       | 1,300,902  |   |
| 2009  | J | 895,412  | 893,955   | 269,924   | 141,846   | -7,622  | 1,299,560                                       | 1,301,817  |   |
|   | F | 898,043  | 902,048   | 255,505   | 141,115   | -8,929  | 1,285,734                                       | 1,297,618  |   |
|   | M | 906,504  | 912,560   | 248,472   | 139,236   | -9,720  | 1,284,491                                       | 1,295,333  |   |
|   | A | 920,250  | 920,581   | 247,628   | 132,759   | -10,240   | 1,290,397                                       | 1,299,289  |   |
|   | M | 926,273  | 927,337   | 250,546   | 124,493   | -13,044   | 1,288,268                                       | 1,296,497  |   |
|   | J | 935,243  | 933,529   | 244,374   | 131,394   | -11,573   | 1,299,438                                       | 1,299,533  |   |
|   | J | 944,374  | 942,720   | 244,275   | 127,729   | -12,906   | 1,303,471                                       | 1,304,553  |   |
|   | A | 949,937  | 951,405   | 241,084   | 126,441   | -13,093   | 1,304,369                                       | 1,303,661  |   |
|   | S | 953,599  | 956,743   | 240,510   | 128,839   | -11,045   | 1,311,903                                       | 1,306,639  |   |
|   | O | 959,282  | 961,951   | 238,898   | 130,498   | -10,691   | 1,317,987                                       | 1,309,616  |   |
|   | N | 965,738  | 964,330   | 238,580   | 129,158   | -11,533   | 1,321,943                                       | 1,309,675  |   |
|   | D | 975,860  | 963,123   | 239,519   | 127,324   | -10,981   | 1,331,722                                       | 1,313,007  |   |
| 2010  | J | 967,163  | 965,290   | 234,934   | 127,840   | -10,689   | 1,319,247                                       | 1,321,503  |   |
|   | F | 968,453  | 972,738   | 239,913   | 125,576   | -9,875  | 1,324,067                                       | 1,337,246  |   |
|   | M | 967,483  | 973,752   | 240,714   | 123,506   | -10,158   | 1,321,544                                       | 1,333,444  |   |
|   | A | 976,506  | 976,925   | 244,501   | 126,494   | -9,982  | 1,337,519                                       | 1,346,971  |   |
|   | M | 986,948  | 987,962   | 251,943   | 126,962   | -10,974   | 1,354,879                                       | 1,363,978  |   |
|   | J | 995,920  | 994,105   | 259,008   | 124,460   | -10,304   | 1,374,284                                       | 1,374,501  |   |
|   | J | 1,000,213  | 998,744   | 259,597   | 131,984   | -9,599  | 1,382,195                                       | 1,383,099  |   |
|   | A | 1,000,276  | 1,001,897                                       | 263,921   | 139,936   | -9,311  | 1,394,822                                       | 1,394,033  |   |
|   | S | 1,006,112  | 1,009,612                                       | 264,540   | 131,053   | -9,834  | 1,391,871                                       | 1,386,179  |   |

(1) Beginning December 2004, includes cooperative retail associations./Comprend les associations coopératives de détail depuis décembre 2004.

(2) Unadjusted because it does not show stable seasonality / Ces données ne présentant pas de variations saisonnières stables, elles ne sont pas désaisonnalisées

| Monthly average or average of month-ends    |   | SELECTED MONETARY AGGREGATES AND THEIR COMPONENTS (Millions of dollars)<br><i>AGRÉGATS MONÉTAIRES ET LEURS COMPOSANTES (En millions de dollars)</i> |  |  |  |  |   |  |   | continued suite  |            |
|---|---|---|--|--|--|--|---|--|---|--|------------|
| Moyenne mensuelle ou moyenne de fin de mois |   |   |  |  |  |  |   |  |   |  |            |
| M2+ (gross)<br>M2+ (brut)                   |   |   |  |  |  |  |   |  |   |  |            |
| M2 (gross) Total<br>Total de M2 (brut)      |   | Trust and mortgage loan companies <sup>4</sup><br><i>Sociétés de fiducie ou de prêt hypothécaire<sup>4</sup></i>                                    | Credit unions and caisses populaires<br><i>Caisses populaires et crédit unions</i> | Life insurance company<br><i>Compagnies d'assurance vie (rentes individuelles)</i> | Personal deposits at government owned savings institutions<br><i>Dépôts des particuliers aux caisses d'épargne publiques</i> | Money market mutual funds<br><i>Fonds communs de placement du marché monétaire</i> | Adjustments to M2+ (gross)<br><i>Ajustements à M2+ (brut)</i> | M2+ (gross) Total<br>Total de M2+ (brut) | Unadjusted<br><i>Données non désaisonnalisées</i> | Seasonally adjusted<br><i>Données désaisonnalisées<sup>1</sup></i> |            |
|   |   | Unadjusted<br><i>Données non désaisonnalisées</i>   | Seasonally adjusted <sup>1</sup><br><i>Données désaisonnalisées<sup>1</sup></i>    |  |  |  |   |  |   |  |            |
|   |   | V41552786   | V37235   | V37138   | V37239   | V37243   | V37244  | V37245                                   | V37251  | V41552788  | V41552798  |
| 2009  | J | 895,412   | 20,778   | 20,778   | 195,682  | 41,304   | 10,440  | 74,947                                   | 544   | 1,239,106  | 1,237,649  |
|   | F | 898,043   | 20,676   | 20,676   | 196,659  | 41,629   | 10,595  | 76,438                                   | 649   | 1,244,688  | 1,248,694  |
|   | M | 906,504   | 20,573   | 20,573   | 198,387  | 41,953   | 10,742  | 77,433                                   | 754   | 1,256,346  | 1,262,403  |
|   | A | 920,250   | 20,642   | 20,642   | 200,802  | 42,154   | 10,831  | 77,207                                   | 813   | 1,272,699  | 1,273,029  |
|   | M | 926,273   | 20,892   | 20,892   | 202,676  | 42,214   | 10,878  | 76,249                                   | 819   | 1,280,000  | 1,281,064  |
|   | J | 935,243   | 21,142   | 21,142   | 204,300  | 42,274   | 10,860  | 73,467                                   | 824   | 1,288,111  | 1,286,397  |
|   | J | 944,374   | 21,281   | 21,281   | 205,839  | 42,534   | 10,811  | 70,180                                   | 881   | 1,295,899  | 1,294,245  |
|   | A | 949,937   | 21,313   | 21,313   | 206,448  | 42,993   | 10,878  | 67,934                                   | 989   | 1,300,398  | 1,301,866  |
|   | S | 953,599   | 21,344   | 21,344   | 207,009  | 43,446   | 10,668  | 65,240                                   | 1,097   | 1,302,402  | 1,305,546  |
|   | O | 959,282   | 21,547   | 21,547   | 207,241  | 43,657   | 10,556  | 62,717                                   | 1,235   | 1,306,236  | 1,308,905  |
|   | N | 965,738   | 21,917   | 21,917   | 207,748  | 43,637   | 10,524  | 60,216                                   | 1,403   | 1,311,183  | 1,309,774  |
|   | D | 975,860   | 22,286   | 22,286   | 208,329  | 43,616   | 10,495  | 57,953                                   | 1,570   | 1,320,109  | 1,307,372  |
| 2010  | J | 967,163   | 22,701   | 22,701   | 207,910  | 43,664   | 10,496  | 55,518                                   | 1,676   | 1,309,127  | 1,307,255  |
|   | F | 968,453   | 23,133   | 23,133   | 207,337  | 43,775   | 10,504  | 53,527                                   | 1,714   | 1,308,442  | 1,312,727  |
|   | M | 967,483   | 23,565   | 23,565   | 207,680  | 43,887   | 10,466  | 51,213                                   | 1,752   | 1,306,045  | 1,312,315  |
|   | A | 976,506   | 24,018   | 24,018   | 209,029  | 43,995   | 10,455  | 49,295                                   | 1,756   | 1,315,055  | 1,315,473  |
|   | M | 986,948   | 24,479   | 24,479   | 210,918  | 44,096   | 10,494  | 48,428                                   | 1,724   | 1,327,087  | 1,328,101  |
|   | J | 995,920   | 24,940   | 24,940   | 213,053  | 44,198   | 10,500  | 47,198                                   | 1,691   | 1,337,500  | 1,335,685  |
|   | J | 1,000,213   | 25,185E  | 25,185 E   | 213,819 E  | 44,488 E   | 10,539  | 46,357                                   | 1,741 E   | 1,342,342E   | 1,340,873E |
|   | A | 1,000,276   | 25,223E  | 25,223 E   | 213,935 E  | 44,968 E   | 10,552  | 45,682                                   | 1,873 E   | 1,342,510E   | 1,344,131E |
|   | S | 1,006,112   |  |  | 215,144 E  |  | 10,520E   | 44,378                                   |   |  |            |

| Monthly average or average of month-ends    |   | SELECTED MONETARY AGGREGATES AND THEIR COMPONENTS (Millions of dollars)<br><i>AGRÉGATS MONÉTAIRES ET LEURS COMPOSANTES (En millions de dollars)</i> |  |   |  |   |  |            |          | continued suite |          |          |
|---|---|---|--|---|--|---|--|------------|----------|-----------------|----------|----------|
| Moyenne mensuelle ou moyenne de fin de mois |   |   |  |   |  |   |  |            |          |                 |          |          |
| M2++ (gross)<br>M2++ (brut)                 |   |   |  |   |  |   |  |            |          |                 |          |          |
| M2+ (gross) Total<br>Total de M2+ (brut)    |   | Canada Savings Bonds and other retail instruments<br><i>Obligations d'épargne du Canada et autres titres de placement au détail</i>                 | Non-money market mutual funds<br><i>Fonds communs de placement autres que ceux du marché monétaire</i> | M2++ (gross) Total<br>Total de M2++ (brut)        | M1+ <sup>2</sup> (gross)<br>M1+ <sup>2</sup> (brut)    | M1++ <sup>3</sup> (gross)<br>M1++ <sup>3</sup> (brut) |  |            |          |                 |          |          |
|   |   | Unadjusted<br><i>Données non désaisonnalisées</i>   | Seasonally adjusted<br><i>Données désaisonnalisées</i>   | Unadjusted<br><i>Données non désaisonnalisées</i> | Seasonally adjusted<br><i>Données désaisonnalisées</i> | Unadjusted<br><i>Données non désaisonnalisées</i>     | Seasonally adjusted<br><i>Données désaisonnalisées</i> |            |          |                 |          |          |
|   |   | V41552788   | V37255   | V37147  | V37256   | V37149  | V41552790  | V41552801  | V37258   | V37151          | V37259   | V37152   |
| 2009  | F | 1,244,688   | 12,583   | 12,695  | 519,372  | 517,166   | 1,776,643  | 1,778,554  | 472,099  | 480,134         | 634,188  | 641,897  |
|   | M | 1,256,346   | 12,602   | 12,661  | 520,130  | 516,315   | 1,789,079  | 1,791,379  | 473,142  | 486,374         | 640,470  | 651,665  |
|   | A | 1,272,699   | 12,720   | 12,724  | 521,232  | 518,461   | 1,806,651  | 1,804,215  | 486,733  | 491,511         | 658,787  | 661,729  |
|   | M | 1,280,000   | 12,712   | 12,684  | 523,601  | 521,226   | 1,816,314  | 1,814,974  | 494,837  | 496,698         | 670,432  | 670,801  |
|   | J | 1,288,111   | 12,677   | 12,595  | 526,745  | 524,581   | 1,827,533  | 1,823,573  | 504,281  | 499,928         | 684,091  | 677,894  |
|   | J | 1,295,899   | 12,641   | 12,558  | 529,009  | 528,251   | 1,837,549  | 1,835,054  | 513,111  | 508,993         | 698,340  | 693,496  |
|   | A | 1,300,398   | 12,613   | 12,519  | 531,285  | 532,215   | 1,844,296  | 1,846,600  | 518,511  | 517,189         | 707,994  | 706,455  |
|   | S | 1,302,402   | 12,587   | 12,477  | 534,389  | 536,873   | 1,849,378  | 1,854,895  | 523,036  | 522,535         | 715,448  | 716,350  |
|   | O | 1,306,236   | 12,561   | 12,438  | 537,144  | 540,867   | 1,855,941  | 1,862,210  | 531,266  | 529,350         | 727,938  | 728,291  |
|   | N | 1,311,183   | 12,389   | 12,351  | 540,629  | 544,601   | 1,864,200  | 1,866,726  | 539,738  | 535,302         | 738,440  | 736,165  |
|   | D | 1,320,109   | 12,188   | 12,452  | 547,765  | 549,292   | 1,880,062  | 1,869,116  | 552,656  | 538,266         | 750,993  | 739,650  |
| 2010  | J | 1,309,127   | 12,144   | 12,275  | 551,472  | 553,229   | 1,872,743  | 1,872,759  | 543,165  | 543,286         | 743,846  | 744,086  |
|   | F | 1,308,442   | 12,073   | 12,181  | 557,073  | 554,742   | 1,877,588  | 1,879,650  | 540,774  | 550,170         | 745,657  | 754,968  |
|   | M | 1,306,045   | 11,995   | 12,045  | 562,373  | 558,388   | 1,880,413  | 1,882,747  | 538,402  | 553,703         | 746,621  | 759,750  |
|   | A | 1,315,055   | 11,976   | 11,975  | 564,236  | 561,425   | 1,891,266  | 1,888,872  | 548,932  | 554,599         | 758,630  | 762,147  |
|   | M | 1,327,087   | 11,856   | 11,826  | 564,613  | 562,186   | 1,903,556  | 1,902,113  | 559,917  | 562,177         | 771,466  | 771,872  |
|   | J | 1,337,500   | 11,796   | 11,711  | 567,048  | 564,712   | 1,916,344  | 1,912,107  | 568,439  | 563,621         | 782,030  | 774,944  |
|   | J | 1,342,342E  | 11,736   | 11,655  | 568,651  | 567,830   | 1,922,729E   | 1,920,358E | 571,840E | 567,458E        | 785,569E | 780,298E |
|   | A | 1,342,510E  | 11,705   | 11,617  | 569,848  | 570,807   | 1,924,063E   | 1,926,555E | 570,797E | 569,289E        | 785,102E | 783,272E |
|   | S |   | 11,647   | 11,551  | 572,455  | 575,087   |  |            | 576,864E | 576,225E        | 791,658E | 792,609E |
|   | O |   | 11,594   | 11,493  |  |   |  |            |          |                 |          |          |

- (1) Unadjusted because it does not show stable seasonality / Ces données ne présentant pas de variations saisonnières stables, elles ne sont pas désaisonnalisées
- (2) M1+(gross) Currency outside banks plus personal and non-personal chequable deposits held at chartered banks plus all chequable deposits at trust and mortgage loan companies, credit unions and caisses populaires (excluding deposits of these institutions) plus continuity adjustments. / M1+(brut) Monnaie hors banques, plus les dépôts des particuliers et autres que ceux des particuliers transférables par chèque dans les banques et tous les dépôts transférables par chèque dans les sociétés de fiducie ou de prêt hypothécaire, les caisses populaires et les crédit unions (à l'exclusion des dépôts de ces institutions), auxquels s'ajoutent les corrections effectuées pour assurer la continuité des données.
- (3) M1++(gross) consists of M1+(gross) plus non-chequable notice deposits held at chartered banks, trust and mortgage loan companies, credit unions and caisses populaires less interbank non-chequable notice deposits plus continuity adjustments. / M1++(brut) se définit comme M1+(brut) auquel s'ajoutent les dépôts à préavis non transférables par chèque détenus auprès des banques, des sociétés de fiducie ou de prêt hypothécaire, des caisses populaires et des crédit unions, moins les dépôts interbancaires à préavis non transférables par chèque, plus les corrections faites pour assurer la continuité des données.
- (4) Beginning December 2004, includes cooperative retail associations. / Comprend les associations coopératives de détail depuis décembre 2004.

| Monthly average or average of month-ends<br>Moyenne mensuelle ou moyenne de fin de mois |         | CREDIT MEASURES (Millions of dollars)<br>MESURES DU CRÉDIT (En millions de dollars) |  |   |  |  |  |  |  | BFS Table E2<br>SBF Tableau E2  |  |
|---|---------|---|--|---|--|--|--|--|--|---|--|
|   |         | Consumer credit<br>Crédit à la consommation   |  |   |  |  |  |  |  | Total consumer credit<br>Ensemble du crédit à la consommation                                       |  |
|   |         | Seasonally adjusted<br>Données désaisonnalisées                                     |  |   |  |  |  |  |  |   |  |
|   |         | Chartered banks<br>Banques à charte   | Trust and mortgage loan companies <sup>1,3</sup><br>Sociétés de fiducie ou de prêt hypothécaire <sup>1,3</sup> | Credit unions and caisses populaires<br>Caisses populaires et credit unions | Life insurance companies <sup>1</sup><br>Compagnies d'assurance vie <sup>1</sup> | Pension funds <sup>1</sup><br>Caisses de retraite <sup>1</sup> | Non-depository credit intermediaries and other institutions<br>Intermédiaires financiers autres que les institutions de dépôt et autres institutions | NHA mortgage backed securities <sup>1,2</sup><br>Titres hypothécaires garantis en vertu de la LNH <sup>1,2</sup> | Special-purpose corporations (securitization) <sup>1,2</sup><br>Sociétés spécialisées (titrisation) <sup>1,2</sup> | Adjustments to consumer credit <sup>1</sup><br>Ajustements au crédit à la consommation <sup>1</sup> | Unadjusted<br>Données non désaisonnalisées |
| V122709   | V122712 | V122713   | V122711  | V800020   | V122715  | V122705  | V122698  | V122707  |  |   |  |
| 2009  | F       | 299,162   | 457  | 24,712  | 5,792  | 32,433   | 52,721   | -  | 412,105  | 415,168   |  |
|   | M       | 301,119   | 479  | 24,937  | 5,896  | 32,408   | 51,456   | -  | 414,754  | 416,800   |  |
|   | A       | 304,649   | 488  | 25,190  | 5,948  | 32,466   | 50,592   | -  | 417,070  | 419,704   |  |
|   | M       | 307,847   | 482  | 25,452  | 5,943  | 32,464   | 50,113   | -  | 421,728  | 422,681   |  |
|   | J       | 311,827   | 477  | 25,731  | 5,937  | 32,606   | 49,335   | -  | 426,447  | 425,876   |  |
|   | J       | 314,990   | 472  | 25,962  | 5,944  | 32,863   | 48,531   | -  | 429,592  | 428,792   |  |
|   | A       | 318,909   | 467  | 26,185  | 5,965  | 32,965   | 47,896   | -  | 433,335  | 432,475   |  |
|   | S       | 322,453   | 463  | 26,420  | 5,985  | 33,070   | 47,112   | -  | 437,318  | 435,698   |  |
|   | O       | 328,116   | 458  | 26,613  | 6,008  | 33,151   | 46,292   | -  | 443,118  | 441,002   |  |
|   | N       | 332,772   | 454  | 26,852  | 6,034  | 33,141   | 45,637   | -  | 445,323  | 443,929   |  |
|   | D       | 335,007   | 450  | 27,102  | 6,060  | 33,100   | 45,060   | -  | 448,725  | 446,421   |  |
| 2010  | J       | 338,504   | 449  | 27,459  | 6,085  | 33,032   | 44,494   | -  | 449,305  | 449,710   |  |
|   | F       | 343,300   | 451  | 27,853  | 6,109  | 33,001   | 44,032   | -  | 451,141  | 454,393   |  |
|   | M       | 344,129   | 453  | 28,184  | 6,132  | 33,077   | 43,766   | -  | 453,877  | 456,179   |  |
|   | A       | 347,624   | 456  | 28,367  | 6,146  | 33,241   | 43,197   | -  | 456,439  | 459,362   |  |
|   | M       | 348,242   | 458  | 28,299  | 6,152  | 33,375   | 43,397   | -  | 459,198  | 460,297   |  |
|   | J       | 348,320   | 461  | 28,232  | 6,157  | 33,556   | 43,459   | -  | 460,697  | 460,133   |  |
|   | J       | 350,191   | 460 E  | 28,313 E  | 6,170 E  | 33,735 E   | 43,270 E   | -  | 463,035 E  | 462,239 E   |  |
|   | A       | 351,866   | 455 E  | 28,531 E  | 6,191 E  | 33,798 E   | 43,551 E   | -  | 465,384 E  | 464,496 E   |  |
|   | S       | 354,276   |  | 28,753 E  |  |  | 43,457 E   | -  |  |   |  |

| Monthly average or average of month-ends<br>Moyenne mensuelle ou moyenne de fin de mois |         | CREDIT MEASURES (Millions of dollars)<br>MESURES DU CRÉDIT (En millions de dollars) |  |   |  |  |   |  |  | continued<br>suite  |  |  |  |
|---|---------|---|--|---|--|--|---|--|--|---|--|--|--|
|   |         | Residential mortgage credit<br>Crédit hypothécaire à l'habitation                   |  |   |  |  |   |  |  | Total residential mortgage credit<br>Ensemble du crédit hypothécaire à l'habitation                 |  | Total household credit<br>Ensemble des crédits aux ménages |  |
|   |         | Seasonally adjusted<br>Données désaisonnalisées                                     |  |   |  |  |   |  |  |   |  |  |  |
|   |         | Chartered banks <sup>1</sup><br>Banques à charte <sup>1</sup>                       | Trust and mortgage loan companies <sup>1,3</sup><br>Sociétés de fiducie ou de prêt hypothécaire <sup>1,3</sup> | Credit unions and caisses populaires<br>Caisses populaires et credit unions | Life insurance companies <sup>1</sup><br>Compagnies d'assurance vie <sup>1</sup> | Pension funds <sup>1</sup><br>Caisses de retraite <sup>1</sup> | Non-depository credit intermediaries and other financial institutions<br>Intermédiaires financiers autres que les institutions de dépôt et autres institutions financières <sup>1</sup> | NHA mortgage backed securities <sup>1,2</sup><br>Titres hypothécaires garantis en vertu de la LNH <sup>1,2</sup> | Special-purpose corporations (securitization) <sup>1,2</sup><br>Sociétés spécialisées (titrisation) <sup>1,2</sup> | Adjustments to consumer credit <sup>1</sup><br>Ajustements au crédit à la consommation <sup>1</sup> | Unadjusted<br>Données non désaisonnalisées | Seasonally adjusted<br>Données désaisonnalisées            | Unadjusted<br>Données non désaisonnalisées |
| V122748   | V122749 | V122752   | V122750  | V122743   | V800024  | V122744  | V122755   | V122736  | V122746  | V36408  | V36415                                     |  |  |
| 2009  | F       | 446,288   | 9,987  | 114,904   | 15,522   | 16,030   | 28,261  | 254,916  | 19,246   | 904,935   | 906,586                                    | 1,317,039  | 1,321,754                                  |
|   | M       | 434,893   | 9,845  | 115,509   | 15,646   | 15,988   | 28,019  | 265,614  | 18,789   | 903,601   | 909,053                                    | 1,318,354  | 1,325,853                                  |
|   | A       | 437,655   | 9,846  | 116,140   | 15,663   | 15,936   | 27,794  | 270,342  | 18,292   | 910,778   | 915,627                                    | 1,327,848  | 1,335,331                                  |
|   | M       | 441,491   | 10,001   | 116,687   | 15,564   | 15,875   | 27,772  | 271,083  | 17,735   | 915,511   | 920,104                                    | 1,337,238  | 1,342,786                                  |
|   | J       | 444,934   | 10,155   | 117,170   | 15,465   | 15,814   | 27,720  | 274,594  | 17,177   | 922,792   | 926,107                                    | 1,349,239  | 1,351,983                                  |
|   | J       | 450,625   | 10,279   | 117,664   | 15,369   | 15,724   | 27,919  | 278,447  | 16,606   | 932,848   | 931,392                                    | 1,362,439  | 1,360,184                                  |
|   | A       | 455,832   | 10,374   | 118,099   | 15,274   | 15,605   | 28,335  | 277,667  | 15,977   | 937,503   | 935,303                                    | 1,370,837  | 1,367,778                                  |
|   | S       | 459,072   | 10,467   | 118,541   | 15,181   | 15,487   | 28,455  | 280,570  | 15,306   | 943,472   | 940,949                                    | 1,380,790  | 1,376,648                                  |
|   | O       | 461,607   | 10,576   | 118,964   | 15,093   | 15,470   | 28,444  | 285,779  | 14,743   | 951,166   | 947,054                                    | 1,394,285  | 1,388,056                                  |
|   | N       | 461,885   | 10,701   | 119,485   | 15,011   | 15,551   | 28,525  | 289,296  | 14,345   | 955,343   | 952,867                                    | 1,400,666  | 1,396,795                                  |
|   | D       | 465,845   | 10,825   | 120,046   | 14,928   | 15,631   | 28,433  | 292,094  | 13,915   | 962,252   | 955,812                                    | 1,410,977  | 1,402,233                                  |
| 2010  | J       | 468,283   | 10,858   | 120,313   | 14,825   | 15,653   | 28,327  | 292,454  | 13,832   | 964,811   | 963,598                                    | 1,414,116  | 1,413,308                                  |
|   | F       | 472,181   | 10,801   | 120,528   | 14,709   | 15,618   | 28,382  | 291,749  | 14,051   | 967,792   | 969,425                                    | 1,418,933  | 1,423,818                                  |
|   | M       | 472,872   | 10,743   | 120,992   | 14,592   | 15,582   | 28,507  | 293,071  | 14,242   | 969,884   | 975,716                                    | 1,423,762  | 1,431,895                                  |
|   | A       | 475,899   | 10,750   | 121,705   | 14,521   | 15,534 E   | 28,499  | 294,241  | 14,189   | 974,430 E   | 979,538 E                                  | 1,430,869 E  | 1,438,900 E                                |
|   | M       | 484,898   | 10,825   | 122,702   | 14,502   | 15,474 E   | 28,392  | 294,747  | 13,865   | 984,683 E   | 989,570 E                                  | 1,443,880 E  | 1,449,867 E                                |
|   | J       | 490,338   | 10,899   | 123,734   | 14,482   | 15,415 E   | 28,265  | 296,874  | 13,505   | 993,259 E   | 996,794 E                                  | 1,453,956 E  | 1,456,927 E                                |
|   | J       | 495,200   | 10,987 E   | 124,444 E   | 14,428 E   | 15,327 E   | 28,160 E  | 300,484  | 13,336 E   | 1,002,584 E   | 1,001,049 E                                | 1,465,619 E  | 1,463,288 E                                |
|   | A       | 496,112   | 11,088 E   | 124,791 E   | 14,339 E   | 15,211 E   | 28,173 E  | 305,485  | 12,943 E   | 1,008,496 E   | 1,006,118 E                                | 1,473,880 E  | 1,470,614 E                                |
|   | S       | 497,006   |  | 125,236 E   |  |  |   | 310,510  | 12,694 E   |   |  |  |  |

- (1) Unadjusted because it does not show stable seasonality / Ces données ne présentant pas de variations saisonnières stables, elles ne sont pas désaisonnalisées  
(2) Excludes securitized loans that are consolidated on the banks' balance sheets as loans. / Les données excluent les prêts titrisés qui sont consolidés en tant que prêts dans les bilans des banques.  
(3) Beginning December 2004, includes cooperative retail associations. / Comprend les associations coopératives de détail depuis décembre 2004.

|      |      | CREDIT MEASURES (Millions of dollars) / MESURES DU CRÉDIT (En millions de dollars) |  |   |  |   |   |   |  |   |   |  |
|------|------|--|--|---|--|---|---|---|--|---|---|--|
|      |      | Short-term business credit / Crédits à court terme aux entreprises                 |  |   |  |   |   |   |  |   |   |  |
|      |      | Canadian dollar loans / Prêts en dollars canadiens                                 |  |   |  |   |   |   |  |   |   |  |
|      |      | Business loans / Prêts aux entreprises   |  |   | Chartered bank foreign currency loans to residents <sup>2</sup> / Prêts en monnaies étrangères des banques à charte aux résidents <sup>2</sup> | Special-purpose corporations (securitization) <sup>3</sup> / Sociétés spécialisées (titrisation) <sup>3</sup> | Bankers' acceptances / Acceptations bancaires |   | Commercial paper issued by non-financial corporations / Papier commercial des sociétés non financières |   | Adjustments to short-term business credit / Ajustements aux crédits à court terme aux entreprises |  |
|      |      | Unadjusted / Données non désaisonnalisées  | Seasonally adjusted / Données désaisonnalisées | Non-depository credit intermediaries / Intermédiaires financiers autres que les institutions de dépôt |  |   | Other institutions / Autres institutions      | Unadjusted / Données non désaisonnalisées | Seasonally adjusted / Données désaisonnalisées   | Unadjusted / Données non désaisonnalisées |   | Seasonally adjusted / Données désaisonnalisées |
|      |      | V122631  | V122645  | V800014   | V122651  | V122634   | V122653                                       | V122635                                   | V122649  | V122652                                   | V4427861  | V122638  |
| 2009 | F    | 183,759  | 185,368  | 24,350  | 42,346   | 47,011  | 11,090  | 68,423                                    | 66,988   | 12,544                                    | 12,544  | -772   |
|      | M    | 184,089  | 183,628  | 24,177  | 42,579   | 47,062  | 10,804  | 67,007                                    | 65,983   | 12,783                                    | 12,783  | -754   |
|      | A    | 181,811  | 181,782  | 23,939  | 42,891   | 42,550  | 10,197  | 68,929                                    | 68,386   | 12,141                                    | 12,141  | -712   |
|      | M    | 180,191  | 180,634  | 23,556  | 43,306   | 35,004  | 9,309   | 66,392                                    | 65,709   | 11,473                                    | 11,473  | -427   |
|      | J    | 177,865  | 178,108  | 23,169  | 43,717   | 34,500  | 8,497   | 64,382                                    | 64,830   | 11,406                                    | 11,406  | -500   |
|      | J    | 176,164  | 176,265  | 22,871  | 43,903   | 30,150  | 8,085   | 62,610                                    | 63,640   | 11,533                                    | 11,533  | -637   |
|      | A    | 175,318  | 175,574  | 22,574  | 43,903   | 28,025  | 8,036   | 60,622                                    | 61,852   | 11,103                                    | 11,103  | -594   |
|      | S    | 172,652  | 172,891  | 22,205  | 43,987   | 27,481  | 7,987   | 61,618                                    | 61,836   | 10,570                                    | 10,570  | -533   |
|      | O    | 172,591  | 171,241  | 21,959  | 44,048   | 26,682  | 7,623   | 60,505                                    | 60,191   | 10,117                                    | 10,117  | -570   |
|      | N    | 169,925  | 169,419  | 21,867  | 44,048   | 26,453  | 6,974   | 57,700                                    | 57,923   | 10,135                                    | 10,135  | -578   |
|      | D    | 170,930  | 168,872  | 21,843  | 43,990   | 26,404  | 6,381   | 53,125                                    | 53,611   | 10,883                                    | 10,883  | -1,212   |
|      | 2010 | J  | 169,392  | 170,904   | 21,943   | 43,789  | 24,971  | 6,042                                     | 51,030   | 51,035                                    | 11,351  | 11,351   |
| F    |      | 169,604  | 171,084  | 22,030  | 43,497   | 25,290  | 5,932   | 50,374                                    | 49,299   | 11,130                                    | 11,130  | -638   |
| M    |      | 170,995  | 170,543  | 22,071  | 43,155   | 23,284  | 5,824   | 51,546                                    | 50,735   | 10,795                                    | 10,795  | -666   |
| A    |      | 170,663  | 170,593  | 22,147  | 43,062   | 21,687  | 5,634   | 49,860                                    | 49,491   | 10,875                                    | 10,875  | -759   |
| M    |      | 167,878  | 168,317  | 22,193  | 43,260   | 22,149  | 5,366   | 50,223                                    | 49,734   | 10,885                                    | 10,885  | -527   |
| J    |      | 166,869  | 167,204  | 22,225  | 43,461   | 22,713  | 5,111   | 50,068                                    | 50,393   | 11,091                                    | 11,091  | -918   |
| J    |      | 168,488  | 168,716  | 22,302 E  | 43,680 E   | 21,457  | 4,865 E                                       | 49,175                                    | 50,026   | 11,162                                    | 11,162  | -898   |
| A    |      | 166,274  | 166,627  | 22,388 E  | 43,884 E   | 21,241  | 4,628 E                                       | 50,562                                    | 51,676   | 10,918                                    | 10,918  | -811   |
| S    |      | 165,062  | 165,415  |   |  | 21,353  | 4,402 E                                       | 51,037                                    | 51,181   | 10,878 E                                  | 10,878 E  | -572   |

|      |      | CREDIT MEASURES (Millions of dollars) / MESURES DU CRÉDIT (En millions de dollars)    |  |                                    |   |   |   |   |                                    |   |   |
|------|------|---|--|------------------------------------|---|---|---|---|------------------------------------|---|---|
|      |      | Short term business credit / Crédits à court terme aux entreprises                    |  |                                    |   |   |   |   |                                    |   |   |
|      |      | Other business credit / Autres crédits aux entreprises                                |  |                                    |   |   |   |   |                                    |   |   |
|      |      | Total short-term business credit / Ensemble des crédits à court terme aux entreprises |  |                                    |   |   |   |   |                                    |   |   |
|      |      | Non-residential mortgages / Prêts hypothécaires sur immeubles non résidentiels        |  |                                    | Leasing receivables / Créances résultant du crédit-bail   |   |   |   |                                    |   |   |
|      |      | Unadjusted / Données non désaisonnalisées   | Seasonally adjusted / Données désaisonnalisées | Chartered banks / Banques à charte | Trust and mortgage loan companies <sup>4</sup> / Sociétés de fiducie ou de prêt hypothécaire <sup>4</sup> | Credit unions and caisses populaires / Sociétés populaires et crédit unions | Life insurance companies / Compagnies d'assurance vie | Non-depository credit intermediaries and other institutions / Intermédiaires financiers autres que les institutions de dépôt et autres institutions | Chartered banks / Banques à charte | Trust and mortgage loan companies <sup>4</sup> / Sociétés de fiducie ou de prêt hypothécaire <sup>4</sup> | Non-depository credit intermediaries / Intermédiaires financiers autres que les institutions de dépôt |
|      |      | V122639   | V122646  | V122656                            | V122657   | V122658   | V122659   | V800015   | V122661                            | V122632   | V800016   |
| 2009 | F    | 388,750   | 386,531  | 24,985                             | 2,689   | 21,191  | 27,789  | 3,492   | 8,228                              | 74  | 18,751  |
|      | M    | 387,747   | 383,404  | 25,042                             | 2,716   | 21,243  | 27,779  | 3,523   | 8,110                              | 73  | 18,673  |
|      | A    | 381,747   | 379,197  | 25,210                             | 2,703   | 21,271  | 27,725  | 3,564   | 8,143                              | 73  | 18,580  |
|      | M    | 368,805   | 369,611  | 25,284                             | 2,647   | 21,281  | 27,627  | 3,612   | 8,142                              | 74  | 18,474  |
|      | J    | 363,035   | 365,595  | 25,229                             | 2,591   | 21,279  | 27,528  | 3,659   | 8,098                              | 74  | 18,368  |
|      | J    | 354,679   | 357,879  | 25,432                             | 2,557   | 21,331  | 27,432  | 3,675   | 8,106                              | 76  | 18,282  |
|      | A    | 348,985   | 351,220  | 25,451                             | 2,542   | 21,412  | 27,336  | 3,660   | 8,003                              | 80  | 18,215  |
|      | S    | 345,968   | 348,484  | 25,621                             | 2,528   | 21,485  | 27,242  | 3,645   | 7,947                              | 83  | 18,149  |
|      | O    | 342,955   | 343,165  | 25,679                             | 2,504   | 21,562  | 27,230  | 3,623   | 7,966                              | 85  | 18,118  |
|      | N    | 336,523   | 335,252  | 25,687                             | 2,471   | 21,669  | 27,297  | 3,594   | 8,922                              | 86  | 18,120  |
|      | D    | 332,342   | 330,445  | 25,658                             | 2,437   | 21,848  | 27,364  | 3,565   | 8,835                              | 86  | 18,122  |
|      | 2010 | J   | 327,734  | 327,806                            | 25,777  | 2,447   | 21,979  | 27,406  | 3,559                              | 8,887   | 85  |
| F    |      | 327,219   | 325,336  | 26,206                             | 2,499   | 22,068  | 27,422  | 3,574   | 8,637                              | 84  | 18,016  |
| M    |      | 327,004   | 323,111  | 26,136                             | 2,551   | 22,142  | 27,438  | 3,589   | 8,566                              | 82  | 17,946  |
| A    |      | 323,168   | 320,800  | 26,323                             | 2,587   | 22,179  | 27,474  | 3,580   | 8,537                              | 81  | 17,845  |
| M    |      | 321,427   | 322,323  | 26,228                             | 2,606   | 22,255  | 27,532  | 3,546   | 8,517                              | 82  | 17,715  |
| J    |      | 320,621   | 323,093  | 26,485                             | 2,625   | 22,364  | 27,590  | 3,511   | 8,533                              | 83  | 17,585  |
| J    |      | 320,231E  | 323,469E                                       | 26,722                             | 2,627E  | 22,507 E  | 27,570 E  | 3,487 E   | 8,526                              | 85E   | 17,489E   |
| A    |      | 319,084E  | 321,515E                                       | 26,902                             | 2,612E  | 22,666E   | 27,474 E  | 3,472 E   | 8,444                              | 89E   | 17,425E   |
| S    |      | 318,651E  | 320,976E                                       | 27,405                             |   |   |   |   | 8,377                              |   |   |

(1) Excludes reverse repos and loans to non-residents. / Ne comprend pas les prises en pension ni les prêts à des non-résidents.

(2) Excludes reverse repos. / Ne comprend pas les prises en pension.

(3) Excludes securitized loans that are consolidated on the banks' balance sheets as loans. / Les données excluent les prêts titrisés qui sont consolidés en tant que prêts dans les bilans des banques.

(4) Beginning December 2004, includes cooperative retail associations. / Comprend les associations coopératives de détail depuis décembre 2004.

| Monthly average or average of month-ends<br><i>Moyenne mensuelle ou moyenne de fin de mois</i> |   | CREDIT MEASURES (Millions of dollars)<br><i>MESURES DU CRÉDIT (En millions de dollars)</i>                           |   |   |  |   | continued<br><i>suite</i>   |
|--|---|--|---|---|--|---|---|
|  |   | Other business credit<br><i>Autres crédits aux entreprises</i>   |   | Equity and warrants<br><i>Actions et bons de souscription</i> | Trust Units<br><i>Parts de fiducie</i> | Adjustments to other business credit<br><i>Ajustements aux autres crédits aux entreprises</i> | Total other business credit<br><i>Ensemble des autres crédits aux entreprises</i> |
|  |   | Special-purpose corporations (securitization) <sup>1</sup><br><i>Sociétés spécialisées (titrisation)<sup>1</sup></i> | Bonds and debentures<br><i>Obligations et débetures</i> |   |  |   |   |
|  |   | V122655  | V122640   | V122642   | V20638380                              | V122650   | V36412  |
| 2009   | M | 24,330   | 283,596   | 331,541 R   | 73,723                                 | -   | 820,349 R   |
|  | A | 23,889   | 285,334   | 332,407 R   | 73,927                                 | -   | 822,824 R   |
|  | M | 23,473   | 292,678   | 333,135 R   | 73,969                                 | -   | 830,396 R   |
|  | J | 23,065   | 301,108   | 337,404 R   | 73,165                                 | -   | 841,570 R   |
|  | J | 22,578   | 302,593   | 341,530 R   | 71,773                                 | -   | 845,365 R   |
|  | A | 22,015   | 301,720   | 342,201 R   | 71,258                                 | -   | 843,894 R   |
|  | S | 21,466   | 304,147   | 346,524 R   | 71,831                                 | -   | 850,669 R   |
|  | O | 21,036   | 307,281   | 351,183 R   | 72,284                                 | -   | 858,551 R   |
|  | N | 20,722   | 310,307   | 353,323 R   | 72,257                                 | -   | 864,454 R   |
|  | D | 20,412   | 313,573   | 355,725 R   | 70,814                                 | -   | 868,439 R   |
| 2010   | J | 20,223   | 314,671   | 357,329 R   | 69,580                                 | -   | 870,030 R   |
|  | F | 20,153   | 315,763   | 358,514 R   | 69,583                                 | -   | 872,518 R   |
|  | M | 20,048   | 318,093   | 360,474 R   | 69,582                                 | -   | 876,647 R   |
|  | A | 19,914   | 320,314   | 363,425 R   | 69,716                                 | -   | 881,976 R   |
|  | M | 19,712   | 319,909   | 366,335 R   | 69,199                                 | -   | 883,636 R   |
|  | J | 19,510   | 320,703   | 369,367 R   | 68,475                                 | -   | 886,830 R   |
|  | J | 19,273E  | 322,983   | 371,921 R   | 68,081                                 | -   | 891,269E,R  |
|  | A | 19,000E  | 325,654   | 372,753 R   | 67,938                                 | -   | 894,429E,R  |
|  | S | 18,734E  | 329,415   | 372,688 R   | 68,385                                 | -   | 898,637E,R  |
|  | O |  | 331,784   | 374,036   | 68,330                                 |   |   |

| Monthly average or average of month-ends<br><i>Moyenne mensuelle ou moyenne de fin de mois</i> |   | CREDIT MEASURES (Millions of dollars)<br><i>MESURES DU CRÉDIT (En millions de dollars)</i> |  |   |  | continued<br><i>suite</i> |
|--|---|--|--|---|--|---------------------------|
|  |   | Total business credit<br><i>Ensemble des crédits aux entreprises</i>                       |  | Total household and business credit<br><i>Ensemble des crédits aux ménages et aux entreprises</i> |  |                           |
|  |   | Unadjusted<br><i>Données non désaisonnalisées</i>  | Seasonally adjusted<br><i>Données désaisonnalisées</i> | Unadjusted<br><i>Données non désaisonnalisées</i>   | Seasonally adjusted<br><i>Données désaisonnalisées</i> |                           |
|  |   | V122643  | V122647  | V122644   | V122648  |                           |
| 2009   | M | 1,208,095 R  | 1,207,272 R  | 2,526,450 R   | 2,533,125 R  |                           |
|  | A | 1,204,571 R  | 1,205,016 R  | 2,532,419 R   | 2,540,347 R  |                           |
|  | M | 1,199,200 R  | 1,200,006 R  | 2,536,439 R   | 2,542,791 R  |                           |
|  | J | 1,204,605 R  | 1,203,974 R  | 2,553,843 R   | 2,555,957 R  |                           |
|  | J | 1,200,044 R  | 1,200,160 R  | 2,562,483 R   | 2,560,344 R  |                           |
|  | A | 1,192,879 R  | 1,192,658 R  | 2,563,716 R   | 2,560,436 R  |                           |
|  | S | 1,196,637 R  | 1,198,295 R  | 2,577,427 R   | 2,574,943 R  |                           |
|  | O | 1,201,506 R  | 1,201,185 R  | 2,595,791 R   | 2,589,241 R  |                           |
|  | N | 1,200,977 R  | 1,199,012 R  | 2,601,643 R   | 2,595,807 R  |                           |
|  | D | 1,200,781 R  | 1,197,638 R  | 2,611,759 R   | 2,599,871 R  |                           |
| 2010   | J | 1,197,765 R  | 1,199,879 R  | 2,611,881 R   | 2,613,187 R  |                           |
|  | F | 1,199,737 R  | 1,201,263 R  | 2,618,670 R   | 2,625,080 R  |                           |
|  | M | 1,203,651 R  | 1,202,648 R  | 2,627,412 R   | 2,634,543 R  |                           |
|  | A | 1,205,144 R  | 1,205,689 R  | 2,636,013E,R  | 2,644,589E,R   |                           |
|  | M | 1,205,063 R  | 1,206,026 R  | 2,648,943E,R  | 2,655,894E,R   |                           |
|  | J | 1,207,450 R  | 1,206,916 R  | 2,661,407E,R  | 2,663,843E,R   |                           |
|  | J | 1,211,500E,R   | 1,211,969E,R   | 2,677,119E,R  | 2,675,257E,R   |                           |
|  | A | 1,213,513E,R   | 1,213,701E,R   | 2,687,393E,R  | 2,684,315E,R   |                           |
|  | S | 1,217,287E,R   | 1,219,158E,R   |   |  |                           |
|  | O |  |  |   |  |                           |

(1) Excludes securitized loans that are consolidated on the banks' balance sheets as loans. / *Les données excluent les prêts titrisés qui sont consolidés en tant que prêts dans les bilans des banques.*

| End of period<br>En fin de période |     | GOVERNMENT OF CANADA SECURITIES OUTSTANDING (Par Value)<br>ENCOURS DES TITRES DU GOUVERNEMENT CANADIEN (Valeur nominale) |  |   |                |   |                      |   | BFS Table G4<br>SBF Tableau G4   |                      |  |                |
|------------------------------------|-----|--|--|---|----------------|---|----------------------|---|----------------------------------|----------------------|--|----------------|
|                                    |     | Millions of Canadian dollars<br>En millions de dollars canadiens   |  |   |                |   |                      |   |                                  |                      |  |                |
|                                    |     | Treasury bills<br>Bons du Trésor   | Other direct and guaranteed securities <sup>1</sup><br>Autres titres émis ou garantis <sup>1</sup> | Canada Savings Bonds and other retail instruments<br>Obligations d'épargne du Canada et autres titres de placements au détail | Total<br>Total | Held by<br>Détenteurs<br>Bank of Canada<br>Banque du Canada |                      | Government of Canada accounts <sup>2</sup><br>Comptes du gouvernement canadien <sup>2</sup> |                                  |                      |  |                |
|                                    |     |  |  |   |                | Treasury bills<br>Bons du Trésor                            | Bonds<br>Obligations | Total<br>Total  | Treasury bills<br>Bons du Trésor | Bonds<br>Obligations | Short-term instruments<br>Titres à court terme | Total<br>Total |
|                                    |     | V37331   |  | V37295  | V37289         | V37370  | V37371               | V37369  | V37382                           | V37383               | V37347   | V37363         |
| 2010                               | J   | 166,500  | 387,978  | 11,707  | 566,185        | 23,250  | 34,558               | 57,808  | -                                | 1,686                | -  | 1,686          |
|                                    | A   | 167,400  | 394,921  | 11,662  | 573,983        | 25,600  | 32,743               | 58,343  | -                                | 650                  | -  | 650            |
|                                    | S   | 170,700  | 391,800  | 11,614  | 574,114        | 25,250  | 31,748               | 56,998  | -                                | 1,327                | -  | 1,327          |
|                                    | O   | 169,800  | 394,848  | 11,584  | 576,232        | 25,100  | 32,022               | 57,122  | -                                | 1,337                | -  | 1,337          |
| 2010                               | O 6 | 164,700  | 391,036  | 11,596  | 567,333        | 25,250  | 31,722               | 56,972  | -                                | 702                  | -  | 702            |
|                                    | 13  | 164,700  | 393,505  | 11,606  | 569,812        | 25,250  | 31,872               | 57,122  | -                                | 702                  | -  | 702            |
|                                    | 20  | 165,000  | 395,605  | 11,597  | 572,202        | 25,050  | 32,022               | 57,072  | -                                | 702                  | -  | 702            |
|                                    | 27  | 168,000  | 394,959  | 11,576  | 574,535        | 25,050  | 32,022               | 57,072  | -                                | 702                  | -  | 702            |
|                                    | N 3 | 167,000  | 394,153  | 11,346  | 572,499        | 25,100  | 32,022               | 57,122  | -                                | 680                  | -  | 680            |

Changes from the date indicated: / Variations par rapport à la date indiquée :

|      |      |         |        |        |        |        |         |        |   |      |   |      |
|------|------|---------|--------|--------|--------|--------|---------|--------|---|------|---|------|
| 2009 | N 4  | -23,600 | 59,959 | -1,269 | 35,091 | 10,405 | -14,870 | -4,465 | - | -422 | - | -422 |
| 2010 | O 27 | -1,000  | -807   | -230   | -2,037 | 50     | -       | 50     | - | -22  | - | -22  |

| End of period<br>En fin de période |     | GOVERNMENT OF CANADA SECURITIES OUTSTANDING (Par Value)<br>ENCOURS DES TITRES DU GOUVERNEMENT CANADIEN (Valeur nominale) |  |  |                | Average of<br>Wednesdays<br>and<br>Wednesday<br>Moyenne<br>mensuelle<br>des mercredis<br>ou données<br>du mercredi | GOVERNMENT OF CANADA CANADIAN DOLLAR DEPOSITS<br>DÉPÔTS EN DOLLARS CANADIENS DU GOUVERNEMENT CANADIEN |        |                |
|------------------------------------|-----|--|--|--|----------------|--|---|--------|----------------|
|                                    |     | Millions of Canadian dollars<br>En millions de dollars canadiens   |  |  |                |  | Millions of dollars<br>En millions de dollars   |        |                |
|                                    |     | Held by<br>Détenteurs<br>General Public<br>Public  |  |  |                |  | Held at<br>Détenteurs<br>Bank of Canada<br>Banque du Canada   |        |                |
|                                    |     | Treasury bills<br>Bons du Trésor   | Marketable bonds and notes<br>Obligations et billets négociables | Canada Savings Bonds and other retail instruments<br>Obligations d'épargne du Canada et autres titres de placement au détail | Total<br>Total |  | Auction<br>Participants<br>Participants aux adjudications   |        | Total<br>Total |
|                                    |     | V37377   | V37378   | V37295   | V37375         |  | V36642<br>V36628  | V37343 |                |
| 2010                               | J   | 143,250  | 351,733  | 11,707   | 506,691        | 2010 J   | 2,893   | 3,570  | 6,462          |
|                                    | A   | 141,800  | 361,528  | 11,662   | 514,990        | A  | 2,858   | 4,836  | 7,694          |
|                                    | S   | 145,450  | 358,725  | 11,614   | 515,790        | S  | 2,146   | 3,975  | 6,122          |
|                                    | O   | 144,700  | 361,488  | 11,584   | 517,773        | O  | 1,697   | 4,396  | 6,093          |
| 2010                               | O 6 | 139,450  | 358,612  | 11,596   | 509,658        | 2010 O 6   | 1,425   | 4,928  | 6,353          |
|                                    | 13  | 139,450  | 360,931  | 11,606   | 511,987        | 13   | 1,446   | 6,452  | 7,898          |
|                                    | 20  | 139,950  | 362,881  | 11,597   | 514,428        | 20   | 1,948   | 3,691  | 5,639          |
|                                    | 27  | 142,950  | 362,235  | 11,576   | 516,761        | 27   | 1,968   | 2,513  | 4,481          |
|                                    | N 3 | 141,900  | 361,451  | 11,346   | 514,697        | N 3  |   | 7,002  |                |

Changes from the date indicated: / Variations par rapport à la date indiquée :

|      |      |         |        |        |        |           |       |
|------|------|---------|--------|--------|--------|-----------|-------|
| 2009 | N 4  | -34,005 | 75,252 | -1,269 | 39,978 | 2009 N 4  | 2,016 |
| 2010 | O 27 | -1,050  | -784   | -230   | -2,064 | 2010 O 27 | 4,489 |

(1) Includes securities denominated in foreign currency (excluding U.S. -pay "Canada Bills").

Comprend les titres libellés en monnaies étrangères (à l'exclusion des « bons du Canada » en dollars É.-U.).

(2) Includes Government of Canada Accounts held at the Bank of Canada, plus non-market bonds held by the Canada Pension Plan.

Comprend les comptes du gouvernement canadien à la Banque du Canada et les titres non négociables détenus par le Régime de pensions du Canada.



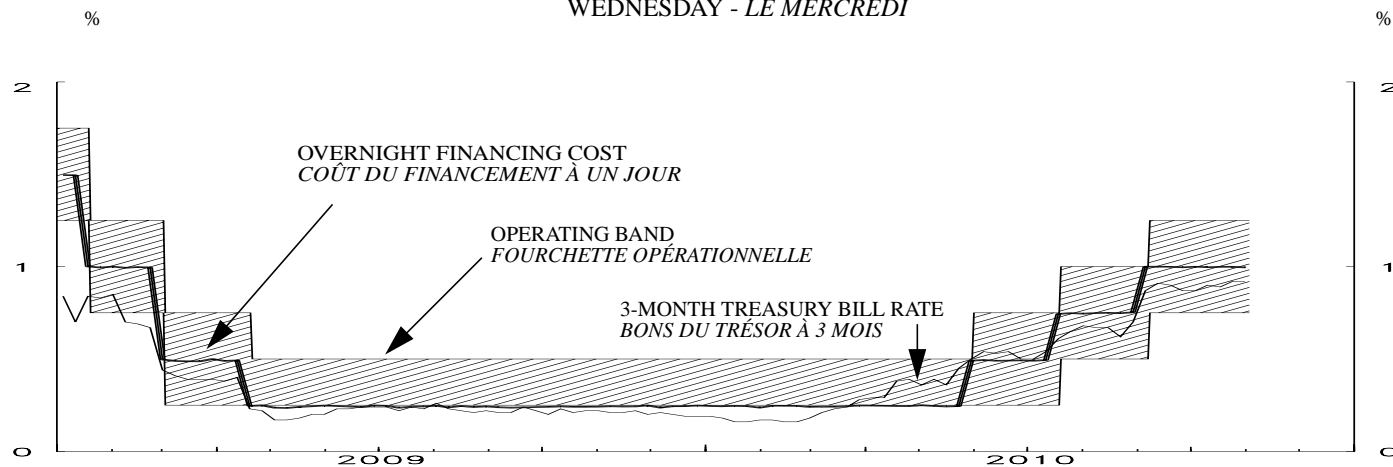
| Month<br>Mois | NET NEW SECURITIES ISSUES PLACED IN CANADA AND ABROAD (Millions of Canadian dollars, par value)<br>ÉMISSIONS NETTES DE TITRES PLACÉS AU CANADA ET À L'ÉTRANGER (En millions de dollars canadiens, valeur nominale) |  |   |                          |   |  |   |   |   |  |   |  |   | BFS Table F4<br>SBF Tableau F4  |            |
|---------------|--|--|---|--------------------------|---|--|---|---|---|--|---|--|---|---|------------|
|               | Government<br>of Canada<br>bonds<br>Obligations<br>du<br>gouvernement<br>canadien  | Provincial<br>bonds<br>Obligations<br>des<br>provinces | Municipal<br>bonds<br>Obligations<br>des<br>municipalités | Corporations<br>Sociétés |   |  | Other<br>institutions<br>and foreign<br>borrowers<br>Autres<br>institutions<br>et<br>emprunteurs<br>étrangers | Term<br>Securitizations<br>Titrisation à terme  | Total   | Treasury bills and other short-term instruments<br>Bons du Trésor et autres titres à court terme |   |  |   | Total<br>net new<br>issues<br>Ensemble<br>des<br>émissions<br>nettes  |            |
|               |  |  |   | Bonds<br>Obligations     | Preferred<br>and<br>common<br>stocks<br>Actions<br>privilégiées<br>ou<br>ordinaires | Trust<br>Units<br>Parts<br>de<br>fiducie |   | NHA<br>mortgage-<br>backed<br>securities<br>Titres<br>hypothé-<br>caires<br>garantis<br>en vertu<br>de la LHN | Other<br>asset-<br>backed<br>securities <sup>1</sup><br>Autres<br>titres<br>adossés<br>à des<br>créances <sup>1</sup> | Total  | Government<br>of Canada<br>treasury bills,<br>U.S.-pay<br>Canada bills<br>and other<br>short-term<br>instruments<br>Bons du<br>Trésor<br>canadien,<br>bons du<br>Canada en<br>dollars É.-U.<br>et autres<br>titres à<br>court terme | Provincial<br>govern-<br>ments<br>and their<br>enterprises<br>and<br>municipal<br>govern-<br>ments<br>Provinces<br>entreprises<br>et municipi-<br>alités | Total<br>commercial<br>paper<br>Ensemble<br>du papier<br>commercial | Canadian<br>dollar<br>bankers'<br>accept-<br>ances<br>Accepta-<br>tions<br>bancaires<br>en dollars<br>canadiens |            |
|               | V122305(Q)   | V122308(Q)   | V122311(Q)  | V122314(Q)               | V122335(Q)  | V20647412(Q)                             | V122323(Q)  | V760338(Q)  | V760339(Q)  | V122328(Q)   | V122343(Q)  | V122344(Q)   | V122339(Q)  | V122342(Q)  | V122327(Q) |
| 2009          | A  | 747  | 10,921  | 522                      | 1,092   | 1,775                                    | 419   | -1,602  | 779   | 371  | 15,024  | -8,989   |   | 128   | 805        |
|               | M  | 6,779  | 3,830   | -88                      | 11,837  | 2,361                                    | -434  | -135  | 362   | -802   | 23,710  | -2,732   |   | -1,329  | -2,876     |
|               | J  | 2,109  | 3,253   | -118                     | 2,524   | 8,514                                    | -1,416  | -825  | 6,522   | -79  | 20,484  | 11,381   | 4,679   | -1,208  | -2,453     |
|               | J  | 8,976  | -1,564  | 98                       | 173   | 1,079                                    | -1,508  | 121   | 1,226   | -1,039   | 7,562   | 6,124  |   | -2,304  | 342        |
|               | A  | 14,328   | 491   | -18                      | -1,701  | 553                                      | 477   | -100  | -1,978  | 1,506  | 13,558  | -10,042  |   | -3,466  | -2,180     |
|               | S  | 5,119  | 2,358   | 81                       | 7,479   | 10,278                                   | 670   | -2,525  | 7,185   | -2,575   | 28,070  | 1,308  | 2,182   | -4,293  | 458        |
|               | O  | 3,713  | 1,985   | 755                      | -569  | 1,732                                    | 236   | -52   | 2,803   | 788  | 11,391  | -234   |   | -3,377  | -469       |
|               | N  | 9,173  | 5,110   | 24                       | 15,034  | 6,583                                    | -291  | -1,750  | 4,881   | -4,961   | 33,803  | -4,649   |   | -1,621  | -3,780     |
|               | D  | 3,308  | 5,992   | -213                     | -2,433  | 740                                      | -2,594  | 536   | 923   | 473  | 6,732   | -7,063   | 7,071   | -1,088  | -3,596     |
| 2010          | J  | 7,615  | 3,491   | 331                      | 2,112   | 1,903                                    | 126   | -800  | -1,088  | 1,022  | 14,712  | -3,379   |   | -609  | 86         |
|               | F  | 6,132  | 5,331   | -11                      | -669  | 1,337                                    | -121  | 50  | -221  | -526   | 11,302  | -5,846   |   | -289  | 67         |
|               | M  | 7,899  | 1,649   | 90                       | 8,698   | 3,123 R                                  | 119   | -75   | 2,413   | -111   | 23,805 R  | 1,265  | -6,011  | -806  | -1,322     |
|               | A  | 4,541  | 7,764   | 608                      | 6,099   | 2,975                                    | 149   | 500   | -303  | -344   | 21,989  | -3,175   |   | 754   | -297       |
|               | M  | 10,246   | 2,422   | 149                      | -1,049  | 3,846                                    | -1,181  | -   | 1,263   | 2,467  | 18,163  | -48  |   | -1,319  | -1,378     |
|               | J  | -920   | 7,498   | 562                      | 3,274   | 3,168                                    | -266  | -   | 2,365   | -2,327   | 13,354  | -7,549   | 6,337   | 1,891   | 1,213      |
|               | J  | 5,552  | 4,045   | 408                      | 9,131   | 2,234                                    | -522  | 1,280   | 4,303   | -176   | 26,255  | 1,246  |   | -1,838  | 510        |
|               | A  | 6,759  | 185   | 97                       | 6,265   | -491                                     | 236   | -300  | 5,008   | -578   | 17,181  | 1,270  |   | -184  | 272        |
|               | S  | -3,157   | 3,447   | -12                      | -3,905  | 343                                      | 657   | -1,050  | 4,617   | -  | -   | 3,166  |   | -   | -          |
|               | O  | 3,011  | 7,731   | -                        | 5,438   | 2,746                                    | -767  | 1,125   | -   | -  | -   | -1,082   |   | -   | -          |

(1) Beginning January 2009, includes approximately \$32.1 Master Asset Vehicle long-term notes related to affected trust under the Montreal Proposal; \$28.8 billion were asset-backed commercial paper. / À partir de janvier 2009 comprennent un montant d'environ 32,1 milliards de dollars de billets à long terme de véhicules d'actifs cadres émis par les fiducies visées par la Proposition de Montréal; de ce montant, le papier commercial adossé à des actifs représente 28,8 milliards de dollars.

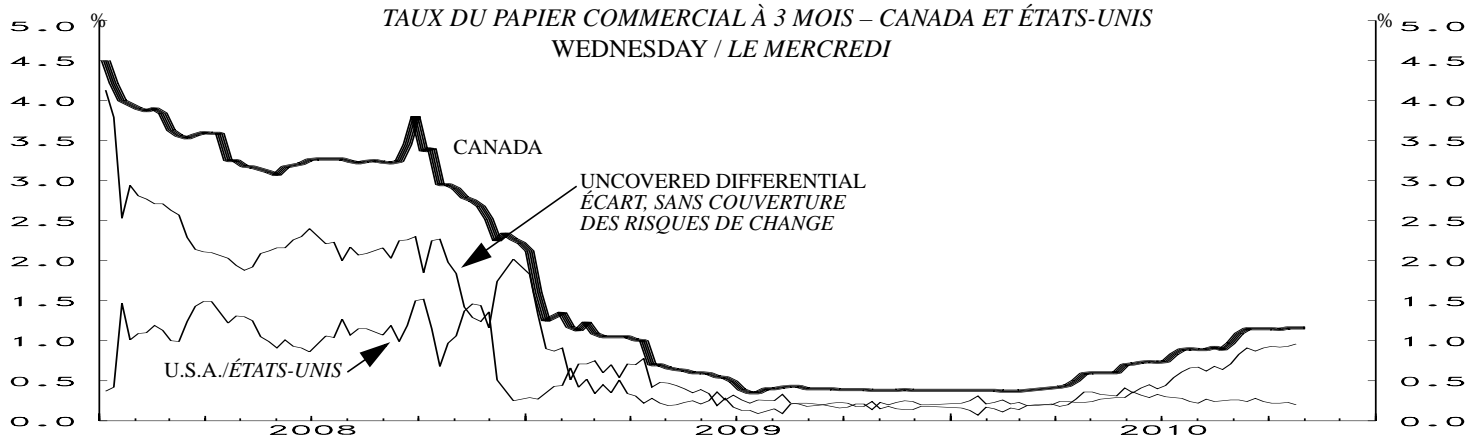
| End of<br>period<br>En fin<br>de période | CORPORATE SHORT-TERM PAPER OUTSTANDING<br>ENCOURS DES EFFETS À COURT TERME DES SOCIÉTÉS |   |   |  |         |  |         |   |         |  | BFS Table F2<br>SBF Tableau F2   |
|--|---|---|---|--|---------|--|---------|---|---------|--|--|
|  | Millions of Canadian dollars<br>En millions de dollars canadiens                        |   |   |  |         |  |         |   |         |  |  |
|  | Commercial Paper<br>Papier commercial   |   |   | Canadian<br>dollar<br>bankers'<br>acceptances<br>Acceptations<br>en dollars<br>canadiens |         | Total<br>corporate<br>short-term<br>paper<br>Papier<br>à court terme<br>émis par les<br>sociétés |         | Treasury bills and<br>other short-term paper<br>Bons du Trésor et autres<br>effets à court terme<br>Provincial<br>governments and<br>their enterprises<br>Provinces<br>et entreprises<br>provinciales |         | Total treasury<br>bills and other<br>short-term paper<br>Ensemble des<br>bons du Trésor<br>et autres effets<br>à court terme | Commercial<br>paper issued<br>by foreign<br>corporations<br>Papier<br>commercial<br>des sociétés<br>étrangères |
|  | Total   | Of which:<br>Paper issued by<br>non financial<br>corporations<br>Dont : Papier<br>des sociétés<br>non financières | Of which:<br>Securitizations <sup>2</sup><br>Dont :<br>Titrisation <sup>2</sup> | Of which:<br>U.S. dollars<br>Dont :<br>Dollars É.-U.                                     |         |  |         |   |         |  |  |
|  | V122246   | V122253   | V122254   | V122255  | V122243 | V122241  | V122256 | V122257   | V122258 | V122259  |  |
| 2008                                     | D   | 82,927  | 10,763  | 51,659   | 3,624   | 63,898   | 146,825 | 35,910  | 135     | 182,869  | 64   |
| 2009                                     | J   | 84,300  | 12,094  | 50,438   | 4,175   | 65,221   | 149,521 | 34,570  |         | 52   |  |
|  | F   | 82,407  | 12,993  | 48,436   | 3,965   | 61,541   | 143,948 | 29,837  |         | 29   |  |
|  | M   | 77,231  | 12,573  | 45,983   | 3,935   | 62,378   | 139,609 | 29,634  | 303     | 169,545  | -  |
|  | A   | 77,359  | 11,708  | 43,697   | 4,235   | 63,183   | 140,542 | 30,109  |         | 15   |  |
|  | M   | 76,030  | 11,238  | 41,385   | 4,179   | 60,307   | 136,337 | 28,895  |         | 15   |  |
|  | J   | 74,822  | 11,573  | 39,914   | 4,483   | 57,854   | 132,676 | 34,343  | 273     | 167,291  | -  |
|  | J   | 72,518  | 11,492  | 38,428   | 4,525   | 58,196   | 130,714 | 40,609  |         | -  |  |
|  | A   | 69,052  | 10,713  | 36,681   | 4,492   | 56,016   | 125,068 | 39,710  |         | -  |  |
|  | S   | 64,759  | 10,427  | 35,321   | 4,071   | 56,474   | 121,233 | 35,988  | 810     | 158,031  | 100  |
|  | O   | 61,382  | 9,807   | 34,210   | 3,986   | 56,005   | 117,387 | 41,539  |         | 50   |  |
|  | N   | 59,761  | 10,462  | 33,096   | 4,025   | 52,225   | 111,986 | 42,074  |         | 5  |  |
|  | D   | 58,673  | 11,303  | 32,222   | 3,876   | 48,629   | 107,302 | 43,482  | 386     | 151,171  | 10   |
| 2010                                     | J   | 58,064  | 11,399  | 31,006   | 4,404   | 48,715   | 106,779 | 43,235  |         | 27   |  |
|  | F   | 57,775  | 10,861  | 30,450   | 4,046   | 48,782   | 106,557 | 41,495  |         | 27   |  |
|  | M   | 56,969  | 10,729  | 29,567   | 3,801   | 47,460   | 104,429 | 37,432  | 425     | 142,287  | 22   |
|  | A   | 57,723  | 11,020  | 29,194   | 4,214   | 47,163   | 104,886 | 38,491  |         | 21   |  |
|  | M   | 56,404  | 10,750  | 28,030   | 4,042   | 45,785   | 102,189 | 40,924  |         | 16   |  |
|  | J   | 58,295  | 11,431  | 28,342   | 4,178   | 46,998   | 105,293 | 43,764  | 431     | 149,488  | 15   |
|  | J   | 56,457  | 10,893  | 27,286   | 4,056   | 47,508   | 103,965 | 37,864  |         | 15   |  |
|  | A   | 56,273  | 10,943  | 26,958   | 4,333   | 47,780   | 104,053 | 38,132  |         | 15   |  |
|  | S   |   | 10,813 E  |  |         |  |         | 34,726  |         | 15 E   |  |

(2) Beginning August 2007, excludes outstandings of approximately \$28.8 billion related to affected trusts under the Montréal Proposal. / À partir d'août 2007, exclut les encours d'environ 28,8 milliards de dollars liés aux fiducies visées par la Proposition de Montréal.


3-MONTH TREASURY BILL RATE AND OVERNIGHT FINANCING COST  
 TAUX DES BONS DU TRÉSOR À 3 MOIS ET COÛT DU FINANCEMENT À UN JOUR  
 WEDNESDAY - LE MERCREDI



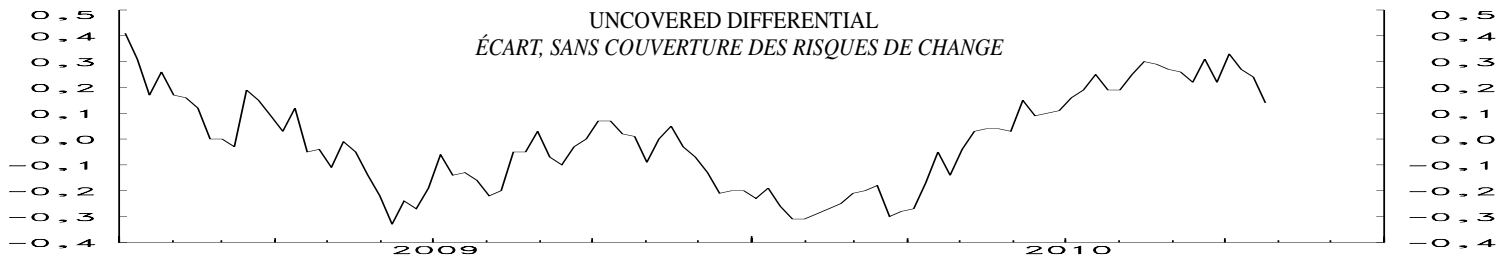
CANADA- U.S. 3-MONTH COMMERCIAL PAPER RATE  
 TAUX DU PAPIER COMMERCIAL À 3 MOIS - CANADA ET ÉTATS-UNIS  
 WEDNESDAY / LE MERCREDI



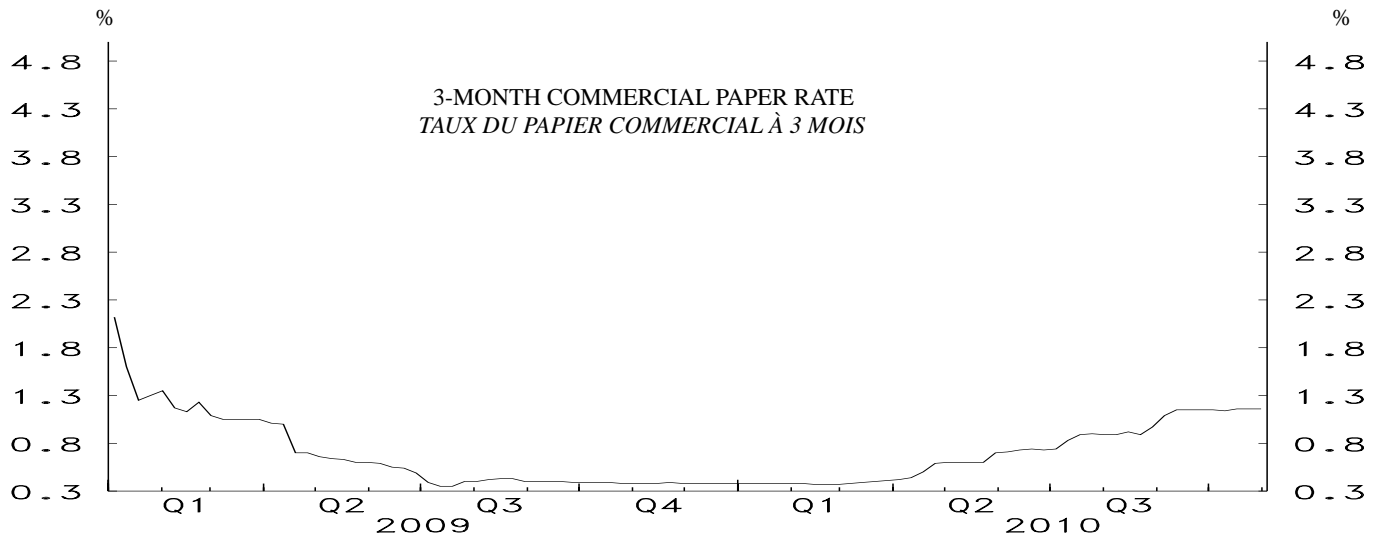
CANADA- U.S. GOVERNMENT 10 YEAR BOND YIELDS  
 OBLIGATIONS À 10 ANS DES GOUVERNEMENTS CANADIEN ET AMÉRICAIN  
 WEDNESDAY / LE MERCREDI



UNCOVERED DIFFERENTIAL  
 ÉCART, SANS COUVERTURE DES RISQUES DE CHANGE

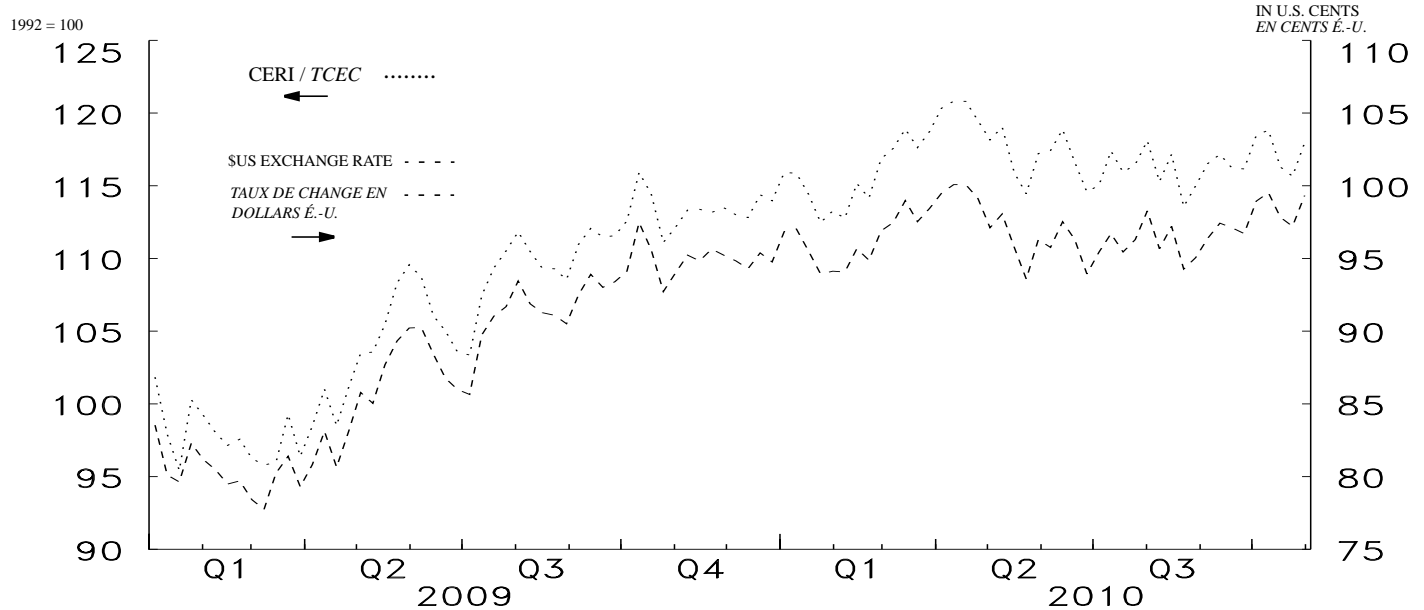


MONETARY CONDITIONS INDICATORS / INDICATEURS DES CONDITIONS MONÉTAIRES  
WEDNESDAY / LE MERCREDI



CERI EXCHANGE RATE INDEX AND \$U.S. EXCHANGE RATE

TAUX DE CHANGE DU DOLLAR CANADIEN PAR RAPPORT AUX MONNAIES COMPOSANT L' INDICE TCEC ET AU DOLLAR É.-U.

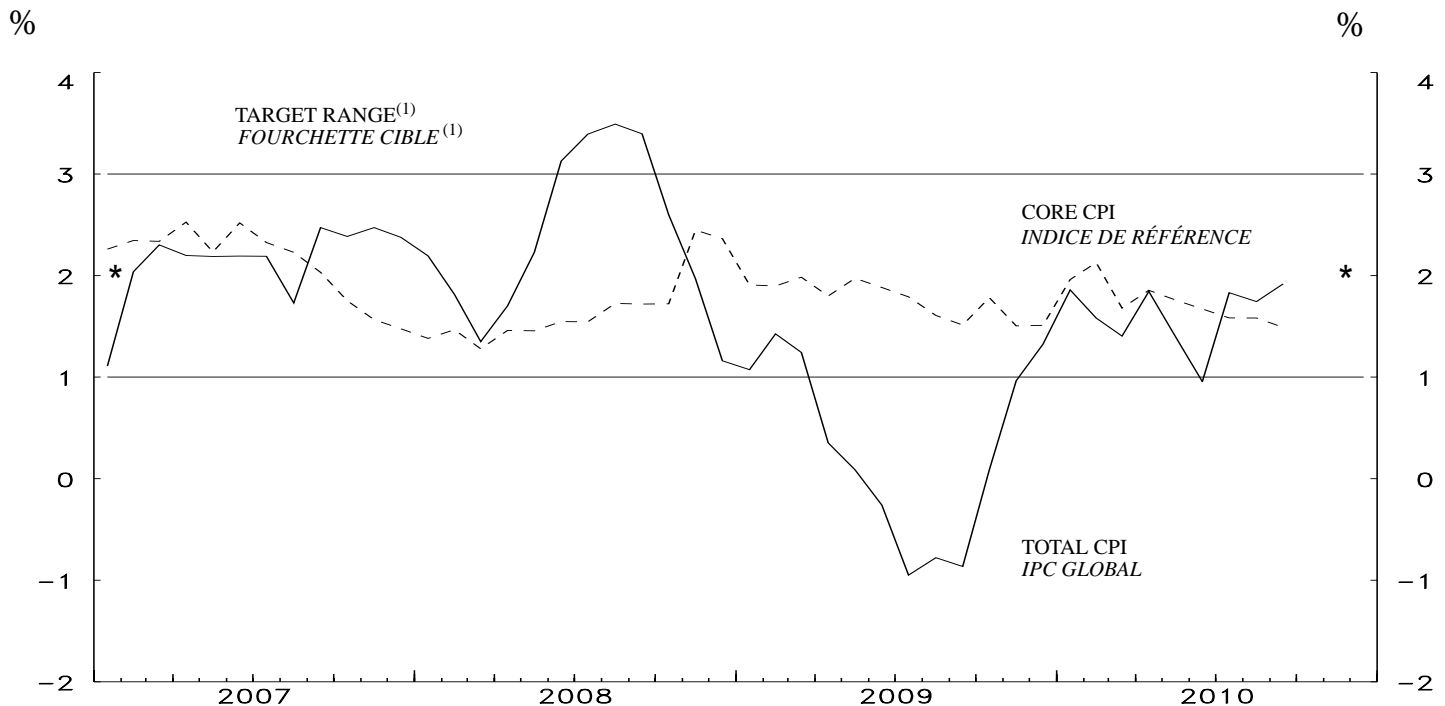


LAST DATA POINT PLOTTED: 3-Nov-10  
FIN DE LA PÉRIODE CONSIDÉRÉE: 3-nov-10

The Canadian-dollar effective exchange rate index (CERI) replaces the C-6 index as the Bank's new measure of the value of the Canadian dollar vis-à-vis the currencies of its most important trading partners.

L'indice de taux de change effectif du dollar canadien (indice TCEC) s'agit du nouvel indice que la Banque utilise pour mesurer la valeur du dollar canadien par rapport aux monnaies des principaux partenaires commerciaux du Canada. L'indice TCEC remplace l'indice C-6.

## CONSUMER PRICE INDEX



LAST DATA POINT PLOTTED: September10  
FIN DE LA PÉRIODE CONSIDÉRÉE: septembre10

\* Inflation - control target / \* Cible de maîtrise de l'inflation

(1) Note: Although the target is expressed in terms of the total CPI, the Bank of Canada bases its policy actions on a core measure of the CPI that excludes eight of the most volatile components (fruits, vegetables, gasoline, fuel oil, natural gas, mortgage interest, inter-city transportation and tobacco products) as well as the effect of indirect taxes on the remaining components. Nota: Bien que la cible soit exprimée en fonction de l'IPC global, la Banque du Canada fonde ses décisions de politique monétaire sur un indice de référence qui exclut de l'IPC huit des composantes les plus volatiles (fruits, légumes, essence, mazout, gaz naturel, intérêts hypothécaires, transport interurbain et produits du tabac) ainsi que l'effet des impôts indirects sur les autres composantes.

| CONSUMER PRICE INDEX<br>INDICE DES PRIX À LA CONSOMMATION |  |  |   |                                    |   |        | MONETARY CONDITIONS INDICATORS<br>INDICATEURS DES CONDITIONS MONÉTAIRES |  |   |      |        |        |
|---|--|--|---|------------------------------------|---|--------|---|--|---|------|--------|--------|
| Month<br>Mois   | Total CPI<br>IPC global                            |  | Percentage (y/y) (unadjusted)<br>Taux de variation (a/a) (données non désaisonnalisées) |                                    |   |        | Wednesday<br>Le<br>mercredi   | 3-Month<br>prime<br>corporate<br>paper rate<br>Taux du papier<br>de premier choix<br>des sociétés<br>non financières<br>à 3 mois | Canadian-dollar<br>effective<br>exchange rate<br>index (CERI)<br>Indice de taux<br>de change<br>effectif du<br>dollar canadien<br>(indice TCEC) |      |        |        |
|   | Unadjusted<br>Données<br>non désai-<br>sonnalisées | Seasonally<br>adjusted<br>Données<br>désaisonna-<br>lisées | Total CPI<br>IPC global   | Core CPI<br>Indice de<br>référence | Alternative measures of<br>trend inflation<br>Autres mesures de<br>l'inflation tendancielle<br>CPIXFET CPIW<br>IPCHAEI IPCP |        |   |  |   |      |        |        |
|   | V41690973  | V41690914  |   |                                    |   | V36393 |   | V121812  |   |      |        |        |
| 2009  | F  | 113.8  | 114.3   | 1.4                                | 1.9   | 1.4    | 2.4   | 2010   | J   | 7    | 0.74   | 115.04 |
|   | M  | 114.0  | 114.1   | 1.2                                | 2.0   | 1.4    | 2.4   |  |   | 14   | 0.83   | 117.39 |
|   | A  | 113.9  | 113.8   | 0.4                                | 1.8   | 1.3    | 2.0   |  |   | 21   | 0.89   | 115.93 |
|   | M  | 114.7  | 114.1   | 0.1                                | 2.0   | 1.3    | 2.1   |  |   | 28   | 0.90   | 116.47 |
|   | J  | 115.1  | 114.4   | -0.3                               | 1.9   | 1.3    | 1.8   |  |   |      |        |        |
|   | J  | 114.7  | 114.0   | -0.9                               | 1.8   | 1.1    | 1.5   | A  | 4   | 0.89 | 118.10 |        |
|   | A  | 114.7  | 114.3   | -0.8                               | 1.6   | 1.0    | 1.4   |  | 11  | 0.89 | 115.29 |        |
|   | S  | 114.7  | 114.5   | -0.9                               | 1.5   | 0.9    | 1.2   |  | 18  | 0.92 | 117.16 |        |
|   | O  | 114.6  | 114.9   | 0.1                                | 1.8   | 1.3    | 1.6   |  | 25  | 0.89 | 113.56 |        |
|   | N  | 115.2  | 115.5   | 1.0                                | 1.5   | 0.8    | 1.7   |  |   |      |        |        |
|   | D  | 114.8  | 115.5   | 1.3                                | 1.5   | 0.6    | 1.6   | S  | 1   | 0.97 | 115.00 |        |
|   |  |  |   |                                    |   |        |   |  | 8   | 1.09 | 116.53 |        |
| 2010  | J  | 115.1  | 116.0   | 1.9                                | 2.0   | 1.3    | 1.8   |  | 15  | 1.15 | 117.17 |        |
|   | F  | 115.6  | 116.0   | 1.6                                | 2.1   | 1.4    | 1.6   |  | 22  | 1.15 | 116.21 |        |
|   | M  | 115.6  | 115.9   | 1.4                                | 1.7   | 0.9    | 1.4   |  | 29  | 1.15 | 116.16 |        |
|   | A  | 116.0  | 115.9   | 1.8                                | 1.9   | 1.2    | 1.6   |  |   |      |        |        |
|   | M  | 116.3  | 115.7   | 1.4                                | 1.8   | 1.1    | 1.4   | O  | 6   | 1.15 | 118.47 |        |
|   | J  | 116.2  | 115.5   | 1.0                                | 1.7   | 1.0    | 1.2   |  | 13  | 1.14 | 118.82 |        |
|   | J  | 116.8  | 116.2   | 1.8                                | 1.6   | 0.7    | 1.3   |  | 20  | 1.16 | 116.29 |        |
|   | A  | 116.7  | 116.3   | 1.7                                | 1.6   | 0.7    | 1.3   |  | 27  | 1.16 | 115.65 |        |
|   | S  | 116.9  | 116.6   | 1.9                                | 1.5   | 0.8    | 1.2   | N  | 3   | 1.16 | 117.96 |        |

Core CPI: The CPI excluding eight of the most volatile components (fruits, vegetables, gasoline, fuel oil, natural gas, mortgage interest, inter-city transportation and tobacco products) as well as the effect of indirect taxes on the remaining components. CANSIM identifier for this series (in level terms) is V41693242. / Indice de référence : Indice des prix à la consommation excluant huit des composantes les plus volatiles de l'IPC (fruits, légumes, essence, mazout, gaz naturel, intérêts hypothécaires, transport interurbain et produits du tabac) ainsi que l'effet des impôts indirects sur les autres composantes. Le numéro d'identification CANSIM de cette série (données exprimées en niveaux) est V41693242.

CPIXFET: The CPI excluding food, energy and the effect of indirect taxes. / IPCHAEI : IPC hors alimentation, énergie et effet des impôts indirects

CPIW: In this measure, each component of the total CPI is multiplied by an additional weight that is inversely proportional to the component's volatility, so that the more volatile the component the less it influences the overall index. / Dans IPCP, chacune des composantes de l'IPC global est multipliée par une pondération additionnelle qui est inversement proportionnelle à la variabilité de la composante, afin que les plus volatiles d'entre elles influencent moins l'évolution de l'indice global.