



Environment
Canada

Environnement
Canada

Summary Review of Performance of Metal Mines

Subject to the *Metal Mining Effluent Regulations*
in 2009

1/MM/19 – September 2010
Mining Section
Mining and Processing Division
Public and Resources Sectors Directorate
Environmental Stewardship Branch
Environment Canada



Canada 

Library and Archives Canada Cataloguing in Publication

Summary review of performance of metal mines subject to the Metal Mining Effluent Regulations in 2009.

Annual

EPS MM/19

Electronic serial in PDF format.

Issued also in French under title: Évaluation sommaire de la performance des mines de métaux assujetties au Règlement sur les effluents des mines de métaux en 2009 (Online).

Issued also in printed form.

ISSN: 1914-2021

ISBN 978-1-100-16667-4

Cat. no.: En49-15/19E-PDF

1. Mineral industries--Waste disposal--Canada--Statistics--Periodicals.
2. Mineral industries--Environmental aspects--Canada--Statistics--Periodicals.
3. Water--Pollution--Canada--Statistics--Periodicals. 4. Effluent quality--Canada--Evaluation--Statistics--Periodicals. I. Canada. Environment Canada. Minerals and Metals Branch.

TD428.M47R36

363.739'463

Information contained in this publication or product may be reproduced, in part or in whole, and by any means, for personal or public non-commercial purposes, without charge or further permission, unless otherwise specified.

You are asked to:

- Exercise due diligence in ensuring the accuracy of the materials reproduced;
- Indicate both the complete title of the materials reproduced, as well as the author organization; and
- Indicate that the reproduction is a copy of an official work that is published by the Government of Canada and that the reproduction has not been produced in affiliation with or with the endorsement of the Government of Canada.

Commercial reproduction and distribution is prohibited except with written permission from the Government of Canada's copyright administrator, Public Works and Government Services of Canada (PWGSC). For more information, please contact PWGSC at 613-996-6886 or at droitdauteur.copyright@tpsgc-pwgsc.gc.ca.

© Her Majesty the Queen in Right of Canada, represented by the Minister of the Environment, 2010

Aussi disponible en français

READERS' COMMENTS

Comments and inquiries about the content of this summary review should be addressed to:

Mining Section
Mining and Processing Division
Public and Resources Sectors Directorate
Environmental Stewardship Branch
Environment Canada
Ottawa, Ontario
Canada K1A 0H3

REVIEW NOTICE

This performance summary of metal mines subject to the *Metal Mining Effluent Regulations* has been reviewed by officials of the Mining Section, Environment Canada, and approved for public release. Approval does not necessarily signify that the contents reflect the views and policies of Environment Canada.

The data used in this summary review were provided to Environment Canada under section 22 of the Regulations, which requires mines to submit annual reports to Environment Canada. The data were compiled by staff of the Mining Section of Environment Canada and are presented as provided by the mines from their submitted annual reports. In some cases, quarterly reports were used by Environment Canada staff to complete missing information that was not properly reported by the owners or operators of some mines.

This summary has been compiled to inform the regulated community, other stakeholders and the interested public on the performance of mines subject to the Regulations in 2009. The material has been prepared for informational purposes only. For all purposes of interpreting and applying the law, users should consult the Regulations, as registered by the Clerk of the Privy Council and published in Part II of the *Canada Gazette*.

ABSTRACT

This review summarizes the performance of Canadian metal mines with respect to selected standards prescribed by the *Metal Mining Effluent Regulations*, which were registered on June 6, 2002, and came fully into force on December 6, 2002.

This is the seventh annual summary of performance with respect to the Regulations. In addition to detailed mine effluent quality data, the report includes various tables and graphs synthesizing the compliance data based on exceedances, jurisdictions and mining subsectors. Summary tables are also provided on the same basis for both rainbow trout acute lethality and *Daphnia magna* monitoring tests. This performance review of mines is limited in that it does not include an overview of the main requirements of the Regulations. The electronic version of this summary review is available through Environment Canada's online publications catalogue at www.ec.gc.ca.

RÉSUMÉ

La présente évaluation sommaire porte sur la performance des mines de métaux canadiennes et repose sur certaines normes prescrites par le *Règlement sur les effluents des mines de métaux* (REMM), lequel a été enregistré le 6 juin 2002 et est entré en vigueur dans son ensemble le 6 décembre 2002.

Elle constitue la septième évaluation sommaire annuelle de la performance relativement au *Règlement*. Outre des données détaillées sur la qualité des effluents, le rapport comprend divers tableaux et graphiques dans lesquels les données sur la conformité sont résumées, selon les dépassements, la province ou le territoire et le sous-secteur minier. Il comprend également des tableaux sommaires dans lesquels on présente de la même manière les résultats des essais de détermination de la létalité aiguë chez la truite arc-en-ciel et des essais de suivi avec bioessais sur la *Daphnia magna*. La portée de la présente évaluation sommaire est limitée, c'est-à-dire qu'elle ne renferme aucun aperçu des principales exigences figurant dans le *Règlement*. La version électronique de cette évaluation sommaire est disponible à partir du répertoire des publications en ligne d'Environnement Canada à l'adresse : www.ec.gc.ca.

TABLE OF CONTENTS

Abstract	iii
Summary	1
Overall Compliance Assessment for Prescribed Deleterious Substances and pH in 2009.....	2
Overall Assessment of Results of Rainbow Trout Acute Lethality and <i>Daphnia magna</i> Monitoring Tests in 2009.....	2
Comparison of Performance of Metal Mines in 2008 and 2009	3
References	11
List of Acronyms and Abbreviations	12

LIST OF APPENDICES

Appendix A: Mining Facilities Subject to the <i>Metal Mining Effluent Regulations</i> in 2009	13
Appendix B: Mining Companies Included in the Assessment in 2009.....	20
Appendix C: Performance Summary of Mine Effluents in 2009	21
Appendix D: Effluent Quality Data for Mines in 2009	36

LIST OF TABLES

Table 1: Mining Facilities Subject to the <i>Metal Mining Effluent Regulations</i> in 2009	6
Table 2: Distribution of Facilities and Final Discharge Points by Jurisdiction in 2009...	7
Table 3: Distribution of Final Discharge Points per Facility in 2009	7
Table 4: Compliance Summary for Prescribed Deleterious Substances and pH in 2009	8
Table 5: Performance Summary in 2009	8
Table 6: Distribution of Exceedances by Jurisdiction in 2009	9
Table 7: Distribution of Exceedances by Mining Subsector in 2009	9
Table 8: Performance Summary: Rainbow Trout Acute Lethality and <i>Daphnia magna</i> Monitoring Tests, by Jurisdiction in 2009	9
Table 9: Performance Summary: Rainbow Trout Acute Lethality and <i>Daphnia magna</i> Monitoring Tests, by Mining Subsector in 2009	10

LIST OF FIGURES

Figure 1: Location of Mining Facilities Subject to the <i>Metal Mining Effluent Regulations</i> in 2009.....	7
Figure 2: Distribution of Facilities by Jurisdiction for which Exceedances Were Reported in 2009.....	8
Figure 3: Distribution of Exceedances by Jurisdiction in 2009	8

SUMMARY

This review summarizes the performance of Canadian metal mines with respect to the selected standards prescribed by the *Metal Mining Effluent Regulations*, which came fully into force on December 6, 2002.

The Regulations require sampling of effluent and the submission of quarterly and annual reports of results within specified time limits. The data used in this review were provided to Environment Canada under section 22 of the Regulations, which requires mines to submit annual reports to Environment Canada. The format for these reports is specified in Schedule 6 of the Regulations. The reports include

- monthly mean concentrations for metals and total suspended solids;
- monthly pH range; and
- summary results of rainbow trout acute lethality tests and *Daphnia magna* monitoring tests.

In 2009, 104 mining facilities operating in Canada were subject to the Regulations. No metal mines were subject to the Regulations in Alberta or Prince Edward Island. Those facilities subject to the Regulations are listed in Table 1 and their locations are illustrated in Figure 1. Additional information on the facilities is provided in Appendix A.

OVERALL COMPLIANCE ASSESSMENT FOR PRESCRIBED DELETERIOUS SUBSTANCES AND pH IN 2009

- Overall, the metal mining sector is achieving over 99% compliance with the prescribed limits for copper, nickel, zinc and pH, and a 100% compliance rate for arsenic, cyanide, lead and radium 226.
- Only a few sporadic exceedances were reported for copper, nickel and zinc.
- Vale Inco – Copper Cliff Complex exceeded the pH requirements on multiple occasions.
- In 2009, the overall compliance rate achieved by the metal mining sector with respect to meeting the total suspended solids limits was 94.5%. Complexe métallurgique Sorel-Tracy, MAX Molybdenum Mine and Mill, and Wabush Mines Joint Venture – Scully Mine failed to consistently meet total suspended solids limits.

OVERALL ASSESSMENT OF RESULTS OF RAINBOW TROUT ACUTE LETHALITY AND *DAPHNIA MAGNA* MONITORING TESTS IN 2009

- Overall, the metal mining sector has achieved a compliance rate of 96.2% with respect to effluent that is non-acutely lethal to rainbow trout.
- In 90.7% of the *Daphnia magna* monitoring tests, the mortality rate was less than the targeted level of 50%.

COMPARISON OF PERFORMANCE OF METAL MINES IN 2008 AND 2009

- In 2009, 6 additional mines were subject to the Regulations (i.e., 104 facilities in 2009 compared with 98 in 2008).
- In 2009, 192 final discharge points were subject to the Regulations, compared with 181 in 2008.
- The total number of exceedances decreased from 130 in 2008 to 98 in 2009.
- In 2009, metal mines achieved a 100% compliance rate for arsenic, cyanide, lead and radium 226. The compliance rate for copper dropped slightly from the 99.7% reported in 2008 to 99.5% in 2009. The compliance rate for nickel increased slightly from 99.2% in 2008 to 99.5% in 2009. The compliance rate for zinc remained unchanged: 99.7% in both years.
- Vale Inco – Copper Cliff Complex exceeded the pH requirements on multiple occasions.
- The overall compliance rate for total suspended solids increased slightly from 93.8% in 2008 to 94.5% in 2009. Although most total suspended solids exceedances reported were sporadic, a limited number of facilities seemed to have chronic exceedances for at least one of their effluents in 2009. Complexe métallurgique Sorel-Tracy, MAX Molybdenum Mine and Mill, and Wabush Mines Joint Venture – Scully Mine reported numerous effluent exceedances for total suspended solids.
- In 2009, the compliance rate for non-acutely lethal effluents to rainbow trout was 96.2%, compared with 95.5% in 2008. A low compliance rate was achieved by the Voisey's Bay Mine – Mill facility in Labrador.
- Between 2008 and 2009, a decrease was observed in *Daphnia magna* monitoring tests. More specifically, 90.7% of the tests showed the mortality rate was less than 50% in 2009 compared with 91.6% of the tests in 2008. The numerous tests conducted by Trout Lake Mine and Voisey's Bay Mine – Mill for which the mortality rate was greater than 50% contributed to decreasing the overall compliance rate of the sector.

The data were compiled by the Mining Section of Environment Canada. Except where noted, data are generally presented as provided by the owners or operators of the mines in their submitted annual reports. Occasionally, quarterly reports were used to correct or complete missing information that had not been properly reported by the owner or operator of a mine. For these facilities, a comment was added in the appropriate summary tables presented in Appendix D to identify which missing information had not been submitted as part of the annual report.

Pursuant to sections 9 and 10 of the Regulations, 192 final discharge points were identified as being subject to the Regulations. The distribution of facilities and final discharge points per jurisdiction is shown in Table 2. The number of final discharge points per facility ranged from 1 to 11, as illustrated in Table 3. Reported data indicate that 69 final discharge points had continuous discharge, 78 had intermittent discharge and 45 did not have any discharge in 2009.

The tables presented in Appendix C summarize the effluent quality data for mines subject to the Regulations in 2009. Table C1 summarizes the distribution of the non-compliant parameters for metals and pH, whereas Table C2 summarizes the results of rainbow trout acute lethality tests and *Daphnia magna* monitoring tests. Data for each individual final discharge point for mines subject to the Regulations in 2009 are listed in Appendix D.

Overall, the metal mining sector achieved over 99% compliance with the prescribed limits for metals, cyanide and pH. Only a few sporadic exceedances were reported for copper, nickel and zinc. Metal mines achieved 100% compliance for prescribed limits for arsenic, cyanide, lead and radium 226. One mine reported a high number of exceedances for pH. Some mines were challenged to routinely meet total suspended solids limits, and the overall compliance rate was 94.5% (Table 4).

With respect to rainbow trout acute lethality tests, the metal mining sector has achieved a non-acutely lethal effluent compliance rate of 96.2%. In 90.7% of *Daphnia magna* monitoring tests, the mortality rate was less than 50%. The Regulations do not require effluents from metal mines to be non-acutely lethal to *Daphnia magna*. The addition of this species to the definition of acutely lethal effluent will be considered once sufficient data are available.

In 2009, 98 exceedances of the prescribed limits for metals and pH were reported (Table 5). Total suspended solids exceedances accounted for 72.4% of the total, metals for 16.4% of the total, and pH for 11.2% of the total. Sixty-one facilities complied with the maximum authorized monthly mean concentrations and pH at all times. Thirty-two facilities reported at least one exceedance in 2009. Figure 2 shows the distribution, by jurisdiction, of all the facilities subject to the Regulations in 2009, as well as the number of facilities for which exceedances were reported. The distribution of exceedances by jurisdiction is shown in Figure 3.

The distribution of exceedances that were reported in 2009 per jurisdiction is as follows:

- 36.8% occurred from facilities located in Newfoundland and Labrador;
- 25.5% occurred from facilities located in Quebec;
- 22.4% occurred from facilities located in Ontario;
- 8.2% occurred from facilities located in British Columbia;
- 5.1% occurred from facilities located in Manitoba;
- 1.0% occurred from facilities located in New Brunswick;
- 1.0% occurred from facilities located in Yukon.

No exceedance was reported from mines located in Saskatchewan, Northwest Territories, Nunavut or Nova Scotia (Table 6).

The distribution of exceedances by mining subsector is presented in Table 7. The iron ore subsector accounted for 50% of all exceedances, the base metals subsector for 36.7%, and the precious metals subsector for 13.3%. No exceedances were reported from the uranium subsector.

In 2009, 35 tests from 13 facilities were reported to be acutely lethal to rainbow trout (Table 8). Of those, 68.6% were from facilities located in Newfoundland and Labrador, 11.4% in Quebec, 11.4% in Manitoba, 5.7% in Ontario and 2.9% in Yukon. None of the effluent tested in British Columbia, Saskatchewan, Northwest Territories, Nunavut, New Brunswick or Nova Scotia was acutely lethal to rainbow trout. On a sectoral basis, 74.3% were from the base metals subsector, 17.1% from the iron ore subsector, and 8.6% from the precious metals subsector. The uranium subsector had no rainbow trout acute lethality test failures (Table 9).

In 2009, 86 tests from 17 facilities had a *Daphnia magna* mortality rate greater than 50% (Table 8). Newfoundland and Labrador had the highest percentage (66.2%) of tests in which *Daphnia magna* mortality was greater than 50%, followed by Manitoba (20.9%), British Columbia (3.5%), Quebec (3.5%), Ontario (2.3%), Yukon (1.2%), Nunavut (1.2%) and New Brunswick (1.2%). Saskatchewan, Northwest Territories and Nova Scotia had no *Daphnia magna* mortality rate greater than 50%. On a sectoral basis, 93% were from the base metals subsector, 5.8% from the precious metals subsector, 1.2% from the iron ore subsector, and none from the uranium subsector (Table 9).

The Regulations are enforced by Environment Canada in accordance with the provisions of the Compliance and Enforcement Policy for the Habitat Protection and Pollution Prevention Provisions of the *Fisheries Act*. Enforcement personnel administer the provisions and accompanying regulations with an emphasis on preventing harm to fish, fish habitat or human use of fish caused by physical alteration or pollution of waters frequented by fish.

In verifying compliance with the Regulations, inspectors abide by the Enforcement and Compliance Policy, which sets out a range of possible responses to offenses, including warnings, inspector's directions, ticketing, ministerial orders, injunctions, prosecution and civil suits by the Crown for the recovery of costs. If an inspector confirms that an infraction has been committed, the inspector will select the appropriate response based on the following criteria: nature of the offense; effectiveness in achieving the desired result with the offender; and consistency.

Table 1: Mining Facilities Subject to the *Metal Mining Effluent Regulations* in 2009

Facility	Jurisdiction
1 Myra Falls Operations	British Columbia
2 Endako Mines	British Columbia
3 Huckleberry Mine	British Columbia
4 Eskay Creek Mine	British Columbia
5 Kemess South Mine	British Columbia
6 MAX Molybdenum Mine and Mill	British Columbia
7 Yellowjacket Gold Mine	British Columbia
8 Gibraltar Mine	British Columbia
9 Minto Project	Yukon Territory
10 Wolverine Project	Yukon Territory
11 Key Lake Operation	Saskatchewan
12 McArthur River Operation	Saskatchewan
13 Cigar Lake Project	Saskatchewan
14 McClean Lake Operation	Saskatchewan
15 Rabbit Lake Operation	Saskatchewan
16 Seabee Mine	Saskatchewan
17 Santoy 7 Mine	Saskatchewan
18 Konuto Lake Mine	Saskatchewan
19 Flin Flon Complex	Manitoba
20 Trout Lake Mine	Manitoba
21 Chisel North Mine	Manitoba
22 Snow Lake Mill	Manitoba
23 Birchtree Mine	Manitoba
24 Thompson Complex	Manitoba
25 Bucko Lake Mine	Manitoba
26 New Britannia Mine	Manitoba
27 Tanco Mine	Manitoba
28 Rice Lake Gold Mine	Manitoba
29 Cantung Mine	Northwest Territories
30 Con Mine	Northwest Territories
31 Giant Mine	Northwest Territories
32 Lupin Operations	Nunavut
33 Red Lake Mine	Ontario
34 Campbell Mine	Ontario
35 Musselwhite Mine	Ontario
36 Lac des Iles Mine	Ontario
37 Golden Giant Mine	Ontario
38 Williams Mine	Ontario
39 Eagle River Mine	Ontario
40 Eagle River Mill	Ontario
41 Island Gold Project	Ontario
42 Porcupine Gold Mines	Ontario
43 Holloway Mine	Ontario
44 Clavos Mine	Ontario
45 Hislop Mine	Ontario
46 Black Fox Mill Complex	Ontario
47 Bell Creek Mine and Mill	Ontario
48 Black Fox Mine	Ontario
49 Redstone Mine	Ontario
50 McWatters Mine	Ontario
51 Kidd Mining Division	Ontario
52 Kidd Metallurgical Division	Ontario
53 Montcalm Project	Ontario
54 Macassa Mine	Ontario

Facility	Jurisdiction
55 McAlpine Mill	Ontario
56 Lockerby Mine	Ontario
57 Strathcona Tailings Treatment System	Ontario
58 Copper Cliff Complex	Ontario
59 Garson Mine	Ontario
60 Totten Mine	Ontario
61 Podolsky Mine	Ontario
62 Shakespeare Nickel Mine	Ontario
63 Haley Plant	Ontario
64 Langlois (Mine)	Quebec
65 Matagami (Mine) / Xstrata Zinc Canada Division	Quebec
66 Casa Berardi (Mine)	Quebec
67 Géant Dormant (Mine)	Quebec
68 Barry	Quebec
69 Lac Bachelor	Quebec
70 Bouchard-Hébert (Mine)	Quebec
71 Laronde (Mine)	Quebec
72 Lapa (Project)	Quebec
73 Mouska (Mine)	Quebec
74 Doyon	Quebec
75 Kiena (Mine)	Quebec
76 Malartic (Mill)	Quebec
77 Sigma	Quebec
78 Goldex (Mine)	Quebec
79 Beaufor	Quebec
80 Camflo (Mill)	Quebec
81 Croinor (Mine)	Quebec
82 Lac Herbin	Quebec
83 Fabie (Mine)	Quebec
84 Horne (Smelter)	Quebec
85 Principale (Camchib)	Quebec
86 Joe Mann	Quebec
87 Copper Rand (Mine)	Quebec
88 Troilus	Quebec
89 Raglan (Mine)	Quebec
90 Niobec (Mine)	Quebec
91 Complexe métallurgique Sorel-Tracy	Quebec
92 Tio (Mine)	Quebec
93 Mont-Wright (Mine)	Quebec
94 Fire Lake (Mine)	Quebec
95 Wabush (Scully Mine)	Newfoundland and Labrador
96 Iron Ore Company of Canada – Carol Project	Newfoundland and Labrador
97 Nugget Pond Mine	Newfoundland and Labrador
98 Pine Cove Mine	Newfoundland and Labrador
99 Duck Pond Mine	Newfoundland and Labrador
100 Voisey's Bay Mine – Mill	Newfoundland and Labrador
101 Brunswick No. 12	New Brunswick
102 Caribou Mine and Mill	New Brunswick
103 Restigouche Mine	New Brunswick
104 Scozinc Mine	Nova Scotia

Note: Numbers in the first column refer to the numbers in Figure 1.

Figure 1: Location of Mining Facilities Subject to the *Metal Mining Effluent Regulations* in 2009

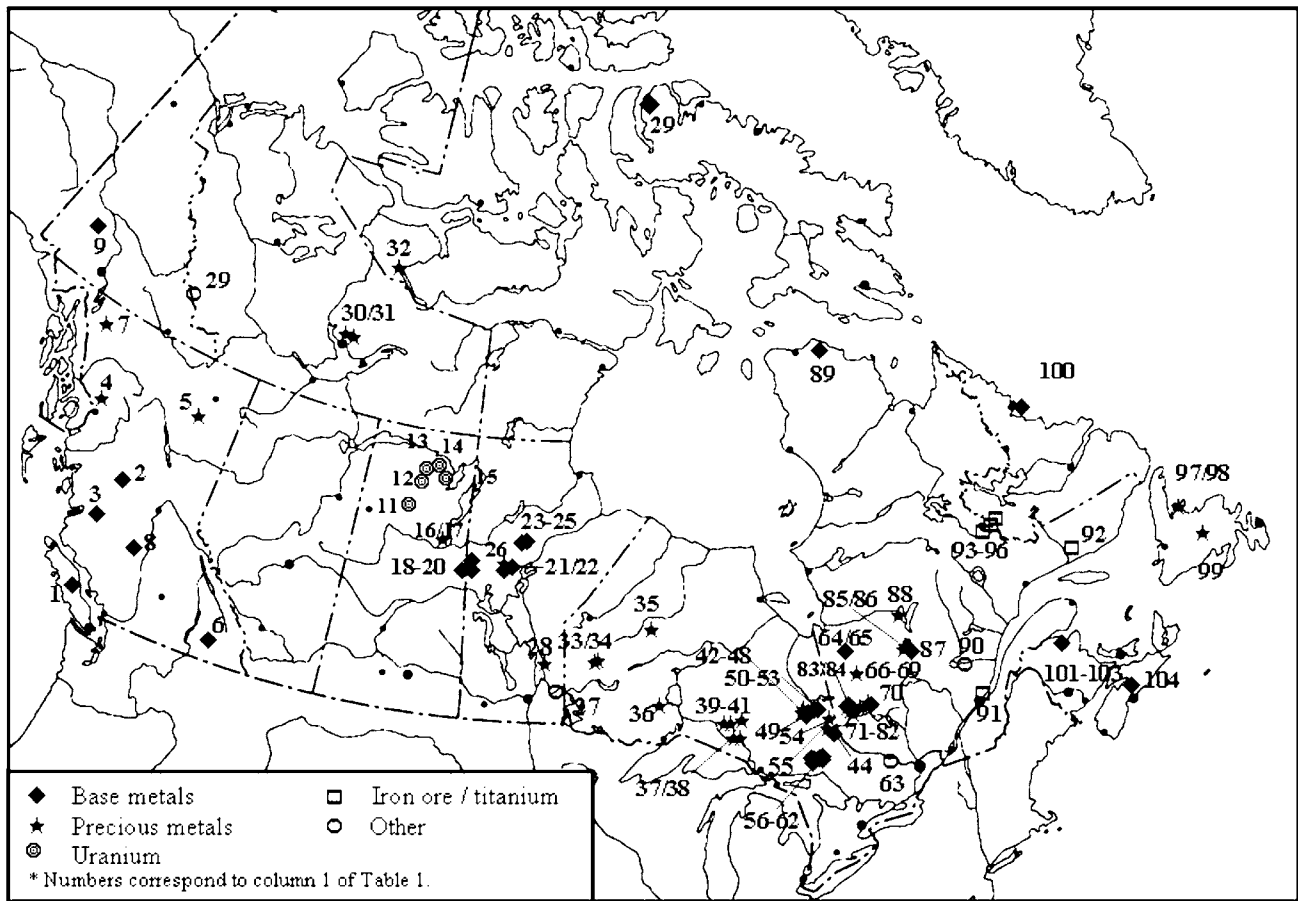


Table 2: Distribution of Facilities and Final Discharge Points by Jurisdiction in 2009

Jurisdiction	Number of Facilities	Number of Final Discharge Points
British Columbia	8	21
Yukon	2	2
Saskatchewan	8	15
Manitoba	10	12
Northwest Territories	3	5
Nunavut	1	1
Ontario	31	52
Quebec	31	51
New Brunswick	3	3
Newfoundland and Labrador	6	28
Nova Scotia	1	2
Total	104	192

Table 3: Distribution of Final Discharge Points per Facility in 2009

Number of Final Discharge Points	Number of Facilities
1	69
2	13
3	11
4	3
5	3
6	2
7	2
11	1

Table 4: Compliance Summary for Prescribed Deleterious Substances and pH in 2009

	As	Cu	CN	Pb	Ni	Zn	TSS	Ra-226	pH Low	pH High
Number of exceedances	0	6	0	0	6	4	71	0	7	4
Total number of months for which results were reported	1137	1183	388	1139	1152	1171	1303	738	1304	1304
Compliance rate (%)	100	99.5	100	100	99.5	99.7	94.5	100	99.5	99.7

Table 5: Performance Summary in 2009

Exceedances of Limits Prescribed in Schedule 4		
Substance / Parameter	Number of Exceedances	Number of Facilities
Arsenic	–	–
Copper	6	4
Cyanide	–	–
Lead	–	–
Nickel	6	3
Zinc	4	4
TSS	71	21
Radium 226	–	–
pH	11	5
Total	98	37

Figure 2: Distribution of Facilities by Jurisdiction for which Exceedances Were Reported in 2009

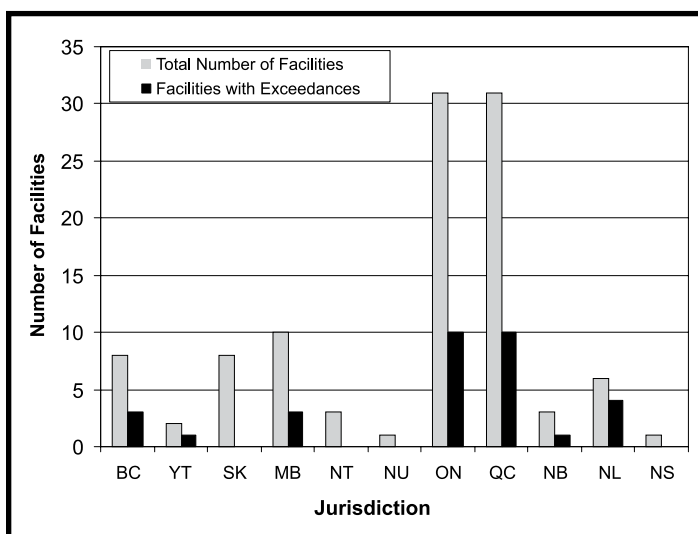


Figure 3: Distribution of Exceedances by Jurisdiction in 2009

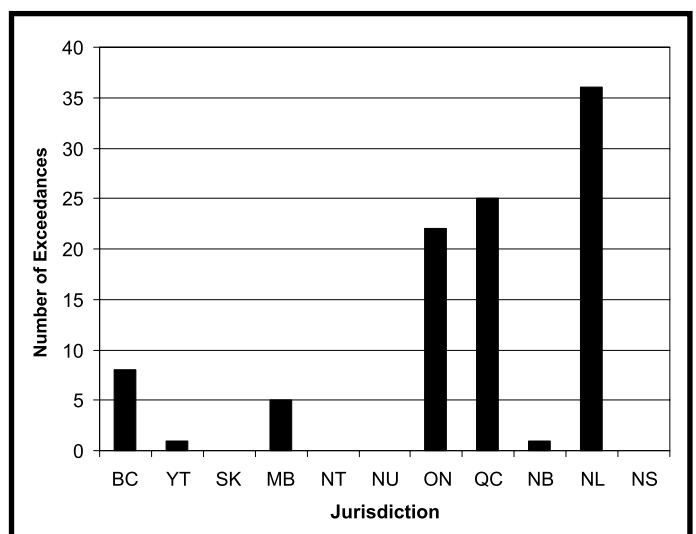


Table 6: Distribution of Exceedances by Jurisdiction in 2009

Jurisdiction	As	Cu	CN	Pb	Ni	Zn	TSS	Ra-226	pH	Total	Number of Facilities
British Columbia	–	–	–	–	–	1	7	–	–	8	3
Yukon	–	–	–	–	–	–	1	–	–	1	1
Saskatchewan	–	–	–	–	–	–	–	–	–	–	–
Manitoba	–	–	–	–	–	–	5	–	–	5	3
Northwest Territories	–	–	–	–	–	–	–	–	–	–	–
Nunavut	–	–	–	–	–	–	–	–	–	–	–
Ontario	–	3	–	–	4	–	8	–	7	22	10
Quebec	–	–	–	–	2	2	19	–	2	25	10
New Brunswick	–	–	–	–	–	1	–	–	–	1	1
Newfoundland and Labrador	–	3	–	–	–	–	31	–	2	36	4
Nova Scotia	–	–	–	–	–	–	–	–	–	–	–
Total	–	6	–	–	6	4	71	–	11	98	32

Table 7: Distribution of Exceedances by Mining Subsector in 2009

Subsector	As	Cu	Pb	CN	Ni	Zn	TSS	Ra-226	pH	Total	Number of Facilities
Base metals	–	2	–	–	6	4	28	–	9	49	19
Precious metals	–	4	–	–	–	–	9	–	–	13	10
Uranium	–	–	–	–	–	–	–	–	–	–	–
Iron	–	–	–	–	–	–	34	–	2	36	3
Total	–	6	–	–	6	4	71	–	11	98	32

Table 8: Performance Summary: Rainbow Trout Acute Lethality and *Daphnia magna* Monitoring Tests, by Jurisdiction in 2009

Jurisdiction	Rainbow Trout Acute Lethality Tests			<i>Daphnia magna</i> Monitoring Tests		
	Total Number of Tests	>50% Mortality		Total Number of Tests	>50% Mortality	
		Number of Tests	Number of Facilities		Number of Tests	Number of Facilities
British Columbia	88	–	–	88	3	2
Yukon	20	1	1	20	1	1
Saskatchewan	51	–	–	51	–	–
Manitoba	63	4	3	63	18	3
Northwest Territories	20	–	–	20	–	–
Nunavut	3	–	–	3	1	1
Ontario	248	2	2	252	2	2
Quebec	262	4	3	263	3	3
New Brunswick	12	–	–	12	1	1
Newfoundland and Labrador	146	24	4	146	57	4
Nova Scotia	6	–	–	7	–	–
Total	919	35	13	925	86	17

Table 9: Performance Summary: Rainbow Trout Acute Lethality and *Daphnia magna* Monitoring Tests, by Mining Subsector in 2009

Subsector	Rainbow Trout Acute Lethality Tests			<i>Daphnia magna</i> Monitoring Tests		
	Total Number of Tests	>50% Mortality		Total Number of Tests	>50% Mortality	
		Number of Tests	Number of Facilities		Number of Tests	Number of Facilities
Base metals	444	26	9	446	80	12
Precious metals	346	3	2	350	5	4
Uranium	34	–	–	34	–	–
Iron	95	6	2	95	1	1
Total	919	35	13	925	86	17

REFERENCES

Department of Fisheries and Oceans. 2002. *Metal Mining Effluent Regulations*. *Canada Gazette*, Part II. June 19, 2002. Queen's Printer for Canada.

Environment Canada. 2000. *Biological Test Method: Reference Method for Determining Acute Lethality of Effluents to Rainbow Trout*. Environmental Protection Series. 2nd ed., December 2000. Method Development and Applications Section, Environmental Technology Centre, Environment Canada, EPS 1/RM/13.

Environment Canada. 2000. *Biological Test Method: Reference Method for Determining Acute Lethality of Effluents to Daphnia magna*. Environmental Protection Series. 2nd ed., December 2000. Method Development and Applications Section, Environmental Technology Centre, Environment Canada, EPS 1/RM/14.

Environment Canada. 2001. *Guidance Document for the Sampling and Analysis of Metal Mining Effluents*. Minerals and Metals Division, Environmental Protection Service, Environment Canada, EPS 2/MM/5. April 2001.

Environment Canada. 2001. *Guidance Document for Flow Measurement of Metal Mining Effluents*. Minerals and Metals Division, Environmental Protection Service, Environment Canada, EPS 2/MM/4. April 2001.

Environment Canada. 2010. *Summary Review of Performance of Metal Mines Subject to the Metal Mining Effluent Regulations in 2008*. Mining and Processing Division, Environmental Stewardship Branch, 1/MM/18. March 2010.

LIST OF ACRONYMS AND ABBREVIATIONS

As	arsenic
BC	British Columbia
Bq/L	becquerel(s) per litre
CN	cyanide
Cu	copper
DM	<i>Daphnia magna</i>
FDP	final discharge point
m ³	cubic metre(s)
MB	Manitoba
mg/L	milligram(s) per litre
MMER	<i>Metal Mining Effluent Regulations</i>
NB	New Brunswick
ND	no deposit
Ni	nickel
NL	Newfoundland and Labrador
NMR	no measurement required
NS	Nova Scotia
NT	Northwest Territories
NU	Nunavut
ON	Ontario
Pb	lead
QC	Quebec
Ra-226	radium 226
RT	rainbow trout
SK	Saskatchewan
t/d	tonne(s) per day
t/y	tonne(s) per year
TSS	total suspended solids
U ₃ O ₈	uranium oxide
YT	Yukon
Zn	zinc

Appendix A: Mining Facilities Subject to the Metal Mining Effluent Regulations in 2009

Facility	Operator	Province / Territory (Location)	Products	Production Capacity	Process	Status
1	Myra Falls Operations NVI Mining Ltd.	British Columbia (Vancouver Island)	Copper, zinc, lead, gold, silver	4 000 t/d	Flotation	Active
2	Endako Mines Thompson Creek Mining Ltd.	British Columbia (west-central BC)	Molybdenum	27 000 t/d	Flotation	
3	Huckleberry Mine Huckleberry Mines Ltd.	British Columbia (central BC, southwest of Houston)	Copper, molybdenum, gold, silver	21 000 t/d	Flotation	Active
4	Eskay Creek Mine Barrick Gold Corporation	British Columbia (northwestern BC, east of Alaska Panhandle)	Gold, silver	300 t/d	Crushing only	Closing phase
5	Kemess South Mine Northgate Minerals Corporation	British Columbia (north-central BC)	Gold, copper	49 000 t/d	Flotation	Active
6	MAX Molybdenum Mine and Mill Forty Two Metals Inc.	British Columbia (southeastern BC, 60 km southeast of Revelstoke)	Molybdenum	1 000 t/d (mill)	Flotation	Active
7	Yellowjacket Gold Mine Prize Mining Corporation	British Columbia (northwestern BC, 9 km east of Atlin)	Gold	50 000 t/a	Gravity Concentrators	Active
8	Gibraltar Mine Taseko Mines Ltd.	British Columbia (south-central BC, 68 km north of Williams Lake)	Copper, molybdenum	55 000 t/d	Flotation	Active
9	Minto Project Minto Explorations Ltd.	Yukon Territory (240 km northwest of Whitehorse)	Copper, gold, silver	3 200 t/d	Flotation	Active
10	Wolverine Project Yukon Zinc Corporation	Yukon Territory (590 km northeast of Whitehorse)	Zinc, copper, lead, silver, gold	1 700 t/d	Flotation	Active
11	Key Lake Operation Cameco Corporation	Saskatchewan (northern SK)	Uranium	Mill only. Annual production capacity of 18 million pounds U308	Leaching and solvent extraction	Active
12	McArthur River Operation Cameco Corporation	Saskatchewan (northern SK)	Uranium	150 t/d	Crushing only – processed at Key Lake	Active
13	Cigar Lake Project Cameco Corporation	Saskatchewan (northern SK)	Uranium			Mine under development
14	McClean Lake Operation AREVA Ressources Canada Inc.	Saskatchewan (northeastern SK, Wollaston Lake area)	Uranium	300 t/d	Leaching and solvent extraction	Active
15	Rabbit Lake Operation Cameco Corporation	Saskatchewan (northeastern SK, Wollaston Lake area)	Uranium	Annual production capacity of 16 million pounds U308	Leaching and solvent extraction	Active
16	Seabee Mine Claude Resources Inc.	Saskatchewan (northern SK)	Gold	800 t/d	Cyanidation	Active
17	Santoy 7 Mine Claude Resources Inc.	Saskatchewan (northern SK)	Gold		Mining only – ore shipped to Seabee Mill	Active
18	Konuto Lake Mine Hudson Bay Mining and Smelting Co. Ltd.	Saskatchewan (east-central SK, near Flin Flon, MB)	Copper, zinc, gold, silver, selenium, tellurium	800 t/d	Mining only – ore shipped to Flin Flon Mill	Closed

Appendix A: Mining Facilities Subject to the Metal Mining Effluent Regulations in 2009 (cont'd)

Facility	Operator	Province / Territory (Location)	Products	Production Capacity	Process	Status
19	Flin Flon Complex Hudson Bay Mining and Smelting Co. Ltd.	Manitoba (west-central MB, in Flin Flon)	Copper, lead, zinc	5 500 t/d	Flotation	Active
20	Trout Lake Mine Hudson Bay Mining and Smelting Co. Ltd.	Manitoba (west-central MB, near Flin Flon)	Copper, zinc, gold, silver	2 500 t/d	Flotation	Active
21	Chisel North Mine Hudson Bay Mining and Smelting Co. Ltd.	Manitoba (west-central MB, near Snow Lake)	Zinc	750 t/d	Mining only – ore shipped to Stall / Snow Lake Mill	Active
22	Snow Lake Mill Hudson Bay Mining and Smelting Co. Ltd.	Manitoba (west-central MB, near Snow Lake)	Copper, zinc, selenium, tellurium, silver	3 600 t/d	Flotation	Active
23	Birchtree Mine Vale Inco Ltd.	Manitoba (northern MB, near Thompson)	Nickel, copper	3 175 t/d	Mining only – ore shipped to Thompson Complex	Active
24	Thompson Complex Vale Inco Ltd.	Manitoba (northern MB, in Thompson)	Nickel, copper	12 000 t/d	Flotation	Active
25	Bucko Lake Mine Crowflight Minerals Inc.	Manitoba (northern MB, near Thompson)	Nickel	1 000 t/d	Flotation	Active
26	New Britannia Mine Garson Gold Corporation	Manitoba (west-central MB, near Snow Lake)	Gold	2 200 t/d	Cyanidation	Active
27	Tanco Mine Tantalum Mining Corporation of Canada Ltd.	Manitoba (southeastern MB, northeast of Winnipeg)	Tantalum, lithium, cesium, rubidium	Varies by commodity	Gravity, flotation, dry grinding, leach	Active
28	Rice Lake Gold Mine San Gold Corporation	Manitoba (southeast MB, Red Lake area)	Gold	1 250 t/d	Gravity concentration, flotation and carbon-in-leach (cyanide)	Active
29	Cantung Mine North American Tungsten Corporation Ltd.	Northwest Territories (east of Yukon border)	Tungsten	3 000 t/d	Flotation	Active
30	Con Mine Miramar Mining Corporation – Miramar Northern Mining Ltd.	Northwest Territories (Yellowknife)	Gold			Closed
31	Giant Mine Indian and Northern Affairs Canada	Northwest Territories (Yellowknife)	Gold	5 800 t/month	Mining only – ore shipped to Con Mine	Closed
32	Lupin Operations Zinifex Canada Inc. – MMG Resources Inc.	Nunavut (western NU, northeast of Yellowknife)	Gold			On care and maintenance
33	Red Lake Mine Goldcorp Inc.	Ontario (northwestern ON, Red Lake area)	Gold	600 t/d	Gravity, cyanidation, flotation	Active
34	Campbell Mine Goldcorp Inc.	Ontario (northwestern ON, Red Lake area)	Gold	≥ 1 000 t/d	Cyanidation	Active
35	Musselwhite Mine Goldcorp Inc.	Ontario (northwestern ON)	Gold	3 300 t/d	Cyanidation	Active
36	Lac des Iles Mine North American Palladium Ltd.	Ontario (northwestern ON, northwest of Thunder Bay)	Palladium, platinum, gold, copper, nickel, cobalt	15 000 t/d	Flotation	Active

Appendix A: Mining Facilities Subject to the Metal Mining Effluent Regulations in 2009 (cont'd)

Facility	Operator	Province / Territory (Location)	Products	Production Capacity	Process	Status
37 Golden Giant Mine	Newmont Canada Ltd. – Newmont Canada Corporation	Ontario (northern ON, east of Marathon)	Gold	3 000 t/d	Cyanidation	Closed
38 Williams Mine	Teck Cominco Ltd. and Barrick Gold Corporation	Ontario (northern ON, east of Marathon)	Gold	10 000 t/d	Cyanidation, gravity	Active
39 Eagle River Mine	Wesdome Gold Mines Ltd.	Ontario (northern ON, west of Wawa)	Gold	850 t/d	Mining only – ore shipped to River Gold Mill	Active
40 Eagle River Mill (Mill, Miship Pit, and Magnacon Mine)	Wesdome Gold Mines Ltd.	Ontario (northern ON, west of Wawa)	Gold	1 000 t/d	Cyanidation	Active
41 Island Gold Project	Richmont Mines Inc.	Ontario (northern ON, west of Wawa)	Gold	650 t/d	Cyanidation	Active
42 Porcupine Gold Mines (Dome Mine, Owl Creek Pit, Parnour Mine)	Goldcorp Canada Ltd. and Goldcorp Inc.	Ontario (northeastern ON, Timmins area)	Gold		Cyanidation	Active
43 Holloway Mine	Holloway Mining Company	Ontario (northeastern ON, Timmins area)	Gold	2 500 t/d	Cyanidation	Active
44 Clavos Mine	St Andrew Goldfields Ltd.	Ontario (northeastern ON, Timmins area)	Gold	700 t/d	Ore shipped to Stock Mill	Active
45 Hislop Mine	St Andrew Goldfields Ltd.	Ontario (northeastern ON, Timmins area)	Gold			Mine under development
46 Black Fox Mill Complex	Apollo Gold Corporation	Ontario (northeastern ON, Timmins area)	Gold	1 300 t/d (mill)	Carbon-in-leach (cyanide)	Active
47 Bell Creek Mine and Mill	Lake Shore Gold Corporation	Ontario (northeastern ON, Timmins area)	Gold	1500 t/d	Carbon-in-leach (cyanide)	Active
48 Black Fox Mine	Apollo Gold Corporation	Ontario (northeastern ON, Timmins area)	Gold	1 500 t/d	Mining only – ore shipped to Black Fox Mill Complex	Active
49 Redstone Mine	Liberty Mines Inc.	Ontario (northeastern ON, Timmins area)	Nickel	50 000 t/m (Mill)	Flotation	Active
50 McWatters Mine	Liberty Mines Inc.	Ontario (northeastern ON, Timmins area)	Nickel		Mining only – ore shipped to Redstone Mill	Active
51 Kidd Mining Division	Xstrata Canada Corporation	Ontario (northeastern ON, Timmins area)	Zinc, copper, cadmium, indium, cobalt, selenium, silver, palladium, platinum	10 000 t/d	Mining only – ore shipped to Kidd Metallurgical Division	Active

Appendix A: Mining Facilities Subject to the Metal Mining Effluent Regulations in 2009 (cont'd)

Facility	Operator	Province / Territory (Location)	Products	Production Capacity	Process	Status
52	Xstrata Canada Corporation	Ontario (northeastern ON, Timmins area)	Zinc, copper, cadmium, indium, cobalt, selenium, silver, palladium, platinum	10 000 t/d	Flotation	Active
53	Xstrata Canada Corporation	Ontario (northeastern ON, Timmins area)	Nickel, copper, cobalt	875 000 t/y	Ore shipped to Kidd Metallurgical Division	On care and maintenance
54	Kirkland Lake Gold Inc.	Ontario (northeastern ON, Kirkland Lake area)	Gold	1 450 t/d	Cyanidation	Active
55	SMC (Canada) Ltd.	Ontario (northeastern ON, Cobalt area)	Gold, silver, platinum, palladium	200 t/d processes metallurgical wastes	Gravity and flotation	Active
56	First Nickel Inc.	Ontario (Sudbury area)	Copper, nickel, cobalt	≥ 700 t/d	Mining only – ore shipped to Strathcona Mill	On care and maintenance
57	Xstrata Canada Corporation	Ontario (Sudbury area)	Nickel, copper, cobalt, platinum, palladium	8 200 t/d	Flotation	Active
58	Vale Inco Ltd.	Ontario (Sudbury area)	Nickel, copper, cobalt, platinum	27 300 t/d for Clarabelle Mill	Flotation	Active
59	Vale Inco Ltd.	Ontario (Sudbury area)	Nickel, copper, cobalt, platinum	2 400 t/d	Mining only – ore shipped to Copper Cliff Complex – Clarabelle Mill	Active
60	Vale Inco Ltd.	Ontario (Sudbury area)	Nickel, copper, precious metals	2 200 t/d		Mine under development
61	FNX Mining Company Inc.	Ontario (Sudbury area)	Nickel, copper, precious metals	1 000 t/d	Mining only – ore shipped to Copper Cliff Complex – Clarabelle Mill	Active
62	URSA Major Minerals Inc.	Ontario (Sudbury area)	Nickel, copper, cobalt, gold, platinum, palladium		Mining only – ore shipped to Xstrata's Strathcona Mill	Active

Appendix A: Mining Facilities Subject to the Metal Mining Effluent Regulations in 2009 (cont'd)

Facility	Operator	Province / Territory (Location)	Products	Production Capacity	Process	Status
63	Haley Plant Timminco Ltd.	Ontario (southeastern ON, west of Ottawa)	Magnesium, calcium, strontium	7 500 t/y magnesium, 900 t/y calcium	Calcing, reduction, refining, melting, casting, extruding	Active
64	Langlois (Mine) Ressources Breakwater Ltée	Quebec (northwestern QC, 213 km north of Val-d'Or)	Zinc, copper, gold, silver	2 000 t/d	Flotation	On care and maintenance
65	Matagami (Mine) / Xstrata Zinc Canada Division	Quebec (northeastern QC, near Matagami)	Zinc, copper	2 000 t/d	Flotation	Active
66	Casa Berardi (Mine) Mines Aurizon Ltée	Quebec (northwestern QC, 95 km north of La Sarre)	Gold	1 600 to 2 200 t/d	Cyanidation	Active
67	Géant Dormant (Mine) Ressources Cadiscor Inc.	Quebec (northeastern QC, Abitibi region)	Gold	900 t/d	Cyanidation	Active
68	Barry Ressources Métanor Inc.	Quebec (northeastern QC, Abitibi region)	Gold	500 t/d	Mining only – ore shipped to Bachelor Mill	Active
69	Lac Bachelor Ressources Métanor Inc.	Quebec (northeastern QC, Abitibi region)	Gold	800 t/d	Cyanidation	Active
70	Bouchard-Hébert (Mine) Ressources Breakwater Ltée	Quebec (northeastern QC, Abitibi region)	Zinc, copper, gold, silver	2 800 t/j	Flotation	Closed
71	Laronde (Mine) Mines Agnico-Eagle Ltée	Quebec (northeastern QC, Abitibi region)	Gold, silver, copper, zinc	5 000 t/d	Flotation, leaching, gravity concentration	Active
72	Lapa (Project) Mines Agnico-Eagle Ltée	Quebec (northwestern QC, 11 km east of LaRonde Mine)	Gold	1 500 t/d	Mining only – ore shipped to LaRonde Mill	Active
73	Mouska (Mine) Gestion Iamgold-Québec Inc.	Quebec (northeastern QC, Abitibi region)	Gold	600 t/d	Mining only – ore shipped to Doyon Mill	Active
74	Doyon Gestion Iamgold-Québec Inc.	Quebec (northeastern QC, Abitibi region)	Gold	3 500 t/d	Cyanidation	Active
75	Kiena (Mine) Mines d'Or Wesdome Ltée	Quebec (northeastern QC, Abitibi region)	Gold	2 000 t/d	Cyanidation	Active
76	Malartic (Mill) Ministère des Ressources naturelles et de la Faune du Québec	Quebec (northeastern QC, Abitibi region)	Gold	3 000 t/d	Gravity, flotation, cyanidation	Closed
77	Sigma Ressources Campbell Inc.	Quebec (northeastern QC, Chibougamau area)	Gold	5 000 t/d	Cyanidation	Active
78	Goldex (Mine) Mines Agnico-Eagle Ltée	Quebec (northeastern QC, Abitibi region)	Gold	6 900 t/d	Gravity, cyanidation, flotation	Active
79	Beaufor Mines Richmond Inc.	Quebec (northeastern QC, Abitibi region)	Gold	820 t/d	Mining only – ore shipped to Camflo	Active
80	Camflo (Mill) Mines Richmond Inc.	Quebec (northeastern QC, Abitibi region)	Gold	1 300 t/d (mill only)	Cyanidation	Active

Appendix A: Mining Facilities Subject to the Metal Mining Effluent Regulations in 2009 (cont'd)

Facility	Operator	Province / Territory (Location)	Products	Production Capacity	Process	Status
81	Croinoir (Mine)	Ressources X-Ore Inc.	Quebec (northeastern QC, Abitibi region)	Gold	Mining only – ore shipped to Camflo	Closed
82	Lac Herbin	Alexis Minerals Corporation	Quebec (northeastern QC, Abitibi region)	Gold	Mining only – ore shipped to Camflo	Active
83	Fabie (Mine)	First Metal Inc.	Quebec (northeastern QC, Abitibi region)	Copper	Mining only – ore shipped to Horne Complex	Closed
84	Horne (Smelter)	Xstrata Canada Corporation	Quebec (northeastern QC, Abitibi region)	Copper	Flotation	Mill closed
85	Principale (Camchib)	Ressources Campbell Inc.	Quebec (northeastern QC, Chibougamau area)	Gold, copper	Cyanidation	Closed
86	Joe Mann	Ressources Campbell Inc.	Quebec (northeastern QC, Chibougamau area)	Gold, copper	Mining only – ore shipped to Camchib	Bankruptcy protection
87	Copper Rand (Mine)	Ressources Campbell Inc.	Quebec (northeastern QC, Chibougamau area)	Copper, gold, silver	Gravity, flotation	On care and maintenance
88	Troilus	Corporation minière Inmet	Quebec (northeastern QC, north of Chibougamau)	Gold, copper	Gravity, flotation	Active
89	Raglan (Mine)	Xstrata Canada Corporation	Quebec (northern QC, west of Ungava Bay)	Nickel, copper, cobalt, platinum, palladium	Flotation	Active
90	Niobec (Mine)	Gestion Iamgold-Québec Inc.	Quebec (central QC, Lac St. Jean region)	Niobium	Flotation, magnetic separation	Active
91	Complexe métallurgique Sorel-Tracy	QIT-Fer et Titane Inc.	Quebec (southwestern QC)	Titanium, iron ore	Metallurgical process	Active
92	Tio (Mine)	QIT-Fer et Titane Inc.	Quebec (eastern QC, north of Havre-Saint-Pierre)	Titanium, iron ore	Mining only – ore processed at plant in Sorel, QC	Active
93	Mont-Wright (Mine)	ArcelorMittal Mines Canada	Quebec (northeastern QC, near Wabush, NL)	Iron ore	Grinding and spiral separation	Active
94	Fire Lake (Mine)	ArcelorMittal Mines Canada	Quebec (northeastern QC, 55 km south of Mont-Wright Mine)	Iron ore	Mining only – ore shipped by train to Mount-Wright Mine	Active
95	Wabush Mines Joint Venture (Scully Mine)	Wabush Mines	Newfoundland and Labrador (western Labrador, Wabush, Labrador City area)	Iron ore	Grinding, spiral and high-tension separation	Active
96	Iron Ore Company of Canada – Carol Project	Iron Ore Company of Canada	Newfoundland and Labrador (western Labrador, Wabush, Labrador City area)	Iron ore	Spirals and magnetic separators, flotation	Active
97	Nugget Pond Mine	Crew Gold Corporation/Rambler Metals and Mining Canada Ltd.	Newfoundland and Labrador (north-central NL, northwest of Grand Falls)	Gold		On care and maintenance

Appendix A: Mining Facilities Subject to the Metal Mining Effluent Regulations in 2009 (cont'd)

Facility	Operator	Province / Territory (Location)	Products	Production Capacity	Process	Status
98 Pine Cove Mine	Anaconda Mining Inc.	Newfoundland and Labrador (north-central NL, northwest of Grand Falls)	Gold	1 000 t/d	Gravity / flotation	Active
99 Duck Pond Mine	Teck Cominco Ltd. – Teck Resources Ltd.	Newfoundland and Labrador (west-central Newfoundland)	Copper, zinc, silver, gold	1 500 t/d	Flotation	Active
100 Voisey's Bay Mine – Mill	Vale Inco Ltd.	Newfoundland and Labrador (northeastern Labrador)	Nickel, copper, cobalt	6 000 t/d	Flotation	Active
101 Brunswick No. 12	Xstrata Canada Corporation – Xstrata Zinc Canada Division	New Brunswick (northern NB, south of Bathurst)	Lead, zinc, copper, silver	10 000 t/d	Flotation	Active
102 Caribou Mine and Mill	Blue Note Mining Inc. – Blue Note Caribou Mines Inc.	New Brunswick (northern NB, west of Bathurst)	Zinc, lead, silver, copper	3 000 t/d (mill) 1 650 t/d (mine)	Flotation	Closed
103 Restigouche Mine	Blue Note Mining Inc. – Blue Note Caribou Mines Inc.	New Brunswick (northern NB, west of Bathurst)	Zinc, lead, silver, copper	1 350 t/d	Mining only – ore shipped to Caribou Mill	Closed
104 Scozinc Mine and Mill	Acadian Mining Corporation	Nova Scotia (65 km north of Halifax)	Zinc, lead	2 300 t/d (mill)	Flotation	On care and maintenance

Appendix B: Mining Companies Included in the Assessment in 2009

Acadian Mining Corporation	Minto Explorations Ltd.
Alexis Minerals Corporation	Miramar Mining Corporation
Anaconda Mining Inc.	Miramar Northern Mining Ltd.
Apollo Gold Corporation	MMG Resources Inc.
ArcelorMittal Mines Canada	Newmont Canada Corporation
AREVA Resources Canada Inc.	Newmont Canada Ltd.
Barrick Gold Corporation	North American Palladium Ltd.
Blue Note Mining Inc.	North American Tungsten Corporation Ltd.
Blue Note Caribou Mines Inc.	Northgate Minerals Corporation
Cameco Corporation	NVI Mining Ltd.
Century Mining Corporation	QIT-Fer et Titane Inc.
Claude Resources Inc.	Prize Mining Corporation
Corporation minière Inmet	Rambler Metals and Mining Canada Ltd.
Crew Gold Corporation	Ressources Breakwater Ltée
Crowflight Minerals Inc.	Ressources Cadiscor Inc.
First Metal Inc.	Ressources Campbell Inc.
First Nickel Inc.	Ressources Métanor Inc.
FNX Mining Company Inc.	Ressources X-Ore Inc.
FortyTwo Metals Inc.	Richmont Mines Inc.
Garson Gold Corporation	San Gold Corporation
Gestion lamgold-Québec Inc.	SMC (Canada) Ltd.
Goldcorp Canada Ltd.	St Andrew Goldfields Ltd.
Goldcorp Inc.	Tantalum Mining Corporation of Canada Ltd.
Holloway Mining Company	Taseko Mines Ltd.
Huckleberry Mines Ltd.	Teck Cominco Ltd.
Hudson Bay Mining and Smelting Co. Ltd.	Teck Resources Ltd.
Indian and Northern Affairs Canada	Thompson Creek Mining Ltd.
Iron Ore Company of Canada	Timminco Ltd.
Kirkland Lake Gold Inc.	USR Major Minerals Inc.
Lake Shore Gold Corporation	Vale Inco Ltd.
Liberty Mines Inc.	Wabush Mines
Mines Agnico-Eagle Ltée	Wesdome Gold Mines Ltd.
Mines Aurizon Ltée	Xstrata Canada Corporation
Mines d'Or Wesdome Ltée	Yukon Zinc Corporation
Mines Richmont Inc.	Zinifex Canada Inc.
Ministère des Ressources naturelles et de la Faune du Québec	

Appendix C: Performance Summary of Mine Effluents in 2009

Note to the Reader

The tables presented in this appendix summarize the effluent quality data for mines subject to the *Metal Mining Effluent Regulations* (MMER) in 2009. The summaries include site identification (i.e., mine/mill name and effluent discharge name) and number of months of discharge. Table C1 summarizes the distribution of the non-compliant parameters for metals and pH, whereas Table C2 summarizes the results of rainbow trout acute lethality tests and *Daphnia magna* monitoring tests. Metal exceedances represent the number of monthly mean concentrations that exceeded the prescribed limits for a given month, whereas pH exceedances represent the number of times that the monthly pH range was exceeded. The parameters included are arsenic (As), copper (Cu), cyanide (CN), lead (Pb), nickel (Ni), zinc (Zn), total suspended solids (TSS), total radium 226 (Ra-226), and pH.

Table C1: Summary of Exceedances for Mines Subject to the MMER in 2009: Prescribed Parameters and pH

Site Identification		Number of Months of Discharge	As mg/L	Cu mg/L	CN mg/L	Pb mg/L	Ni mg/L	Zn mg/L	TSS mg/L	Ra-226 Bq/L	pH Low	pH High
Mine/Mill Name	Effluent Discharge Name											
Barry (Mine)	V-Notch	12							1	0.37 Bq/L	6	9.5
Beaufor	Final Effluent	12										
Bell Creek Mine and Mill	Effluent Treatment Plant Discharge	3										
Bell Creek Mine and Mill	Phase 1 and 2 Seepage Collection Ditch	5										
Birchtree Mine	Birchtree Effluent Treatment Plant	12							1			
Black Fox Mill Complex	Direct Tailings Pond Effluent	0										
Black Fox Mill Complex	Polishing Pond Effluent	8										
Black Fox Mine	Pike River Discharge Point	6										
Black Fox Mine	Salve Creek Transitional Period Discharge Point	6							1			
Bouchard-Hébert (Mine)	Polishing Pond – Final Effluent	0										
Brunswick No. 12	3333 Final Effluent	12						1				
Bucko Lake Mine	Settling Pond Discharge	8							2			
Camflo (Mill)	Final Effluent	12							1			
Campbell Mine	WETOUT	6										
Cantung Mine	4-27-2 Culvert	12										
Cantung Mine	Polishing Pond Four	12										
Cantung Mine	Settling Pond 5-2	1										
Caribou Mine – Mill	Polishing Pond Effluent	0										
Casa Berardi (Mine)	Final Effluent – Point A	5										
Chisel North Mine	Chisel North Mine Discharge	12										
Cigar Lake Project	Station 2.2	11										
Clavos Mine	Clavos Mine Drainage Area	0										
Clavos Mine	Sediment Pond	0										
Complexe métallurgique Sorel-Tracy	Final Effluent QIT (Point 1.4)	12							12			

Table C1: Summary of Exceedances for Mines Subject to the MMER in 2009: Prescribed Parameters and pH (cont'd)

Site Identification		Number of Months of Discharge	As 0.5 mg/L	Cu 0.3 mg/L	CN 1 mg/L	Pb 0.2 mg/L	Ni 0.5 mg/L	Zn 0.5 mg/L	TSS 15 mg/L	Ra-226 0.37 Bq/L	pH Low 6	pH High 9.5
Mine/Mill Name	Effluent Discharge Name											
Con Mine	Surveillance Network Program Station 40-1	0										
Copper Cliff Complex	Copper Cliff Wastewater Treatment Plant	12									2	1
Copper Cliff Complex	Nolin Creek Spillway	2		1			2				2	
Copper Cliff Complex	Nolin Creek Wastewater Treatment Plant	12					1					
Copper Rand (Mine)	Final Discharge Point 2.1c	12										
Croinor (Mine)	Final Effluent	0										
Doyon	Pond A Final Effluent (D-203)	12										
Duck Pond Operations	Polishing Pond Effluent	11		1								
Duck Pond Operations	Temporary Settling Pond Effluent	0										
Eagle River Mill	Eagle River Mill	6		2								
Eagle River Mine	FDP 1	12										
Endako Mines	En.A1 – Tailings Pond 1 South	12										
Endako Mines	En.H1 – Tailings Pond 2 Higginbotham	12										
Endako Mines	En.N1 – Tailings Pond 1 North	12										
Endako Mines	En.S2 – Tailings Pond 2 South	12										
Endako Mines	En.SBC – Endako Pit	12										
Endako Mines	En.W2 – Denak West Pit	9										
Eskay Creek Mine	Es.D7 – Treatment Pond Discharge Point	12										
Eskay Creek Mine	Es.TM1 – Tom MacKay Discharge Point	12										
Eskay Creek Mine	Es.W20 – Albino Discharge Point	6										
Fabie (Mine)	V-Notch	1									1	
Fire Lake (Mine)	Beaver Pit – Spillway (FL-2)	12										

Table C1: Summary of Exceedances for Mines Subject to the MMER in 2009: Prescribed Parameters and pH (cont'd)

Site Identification		Number of Months of Discharge	As mg/L	Cu mg/L	CN mg/L	Pb mg/L	Ni mg/L	Zn mg/L	TSS mg/L	Ra-226 Bq/L	pH Low	pH High
Mine/Mill Name	Effluent Discharge Name											
Fire Lake (Mine)	Main Pit (FL-1)	11										
Flin Flon Complex	North Weir Discharge	12										
Garson Mine	Garson Mine	12										1
Géant Dormant (Mine)	GD-E01 Final Effluent – Mine Water Pond	12										
Géant Dormant (Mine)	GD-E02 Final Effluent – Lamellar Clarifier	0										
Géant Dormant (Mine)	GD-E03 Polishing Pond 2A	7										
Giant Mine	Surveillance Network Program Station 43-1	2										
Gibraltar Mine	Gi.FRD – Fraser River Diffuser	5										
Golden Giant Mine	Effluent Treatment Plant	0										
Golden Giant Mine	ITF Emergency Spillway	0										
Golden Giant Mine	Sedimentation Pond Effluent	10										
Golden Giant Mine	Waste Water Treatment Plant Effluent	7										
Goldex (Mine)	Final Effluent	0										
Goldex (Mine)	Final Effluent – Goldex Tailings Pond	3							1			
Goldex (Mine)	Final Effluent – Shaft No. 2	0										
Haley Plant	FDP 1	12								1		
Hislop Mine	Sedimentation Pond	0										
Holloway Mine	Final Discharge Point	3										
Horne (Smelter)	Final Effluent – Pelletier Sector	12										2
Huckleberry Mine	Hu.EZDD – East Zone Diversion Ditch	0										
Huckleberry Mine	Hu.SC3 – Sediment Control Structure 3	12										
Huckleberry Mine	Hu.SC4 – Sediment Control Structure 4	8										

Table C1: Summary of Exceedances for Mines Subject to the MMER in 2009: Prescribed Parameters and pH (cont'd)

Site Identification		Number of Months of Discharge	As mg/L	Cu mg/L	CN mg/L	Pb mg/L	Ni mg/L	Zn mg/L	TSS mg/L	Ra-226 Bq/L	pH Low	pH High
Mine/Mill Name	Effluent Discharge Name											
Huckleberry Mine	Hu.TMF2 – Tailings Management Facility 2 Supernatant	11									6	9.5
Iron Ore Company of Canada – Carol Project	Beaver Bay Discharge	0										
Iron Ore Company of Canada – Carol Project	Hakim Culvert	9							1			
Iron Ore Company of Canada – Carol Project	Julienne Narrows	12										
Iron Ore Company of Canada – Carol Project	Main Tailings Discharge	0										
Iron Ore Company of Canada – Carol Project	MD5	7										
Iron Ore Company of Canada – Carol Project	Old Tailings Pumphouse Discharge	0										
Iron Ore Company of Canada – Carol Project	Ore Car Flume	0										
Island Gold Project	IG-2	8							2			
Joe Mann	Polishing Pond Effluent – Point 10	5										
Kerness South Mine	KS.WQ14 – Runoff	12										
Kerness South Mine	KS.WQBXL – Sedimentation Pond Decant	5										
Key Lake Operation	Station 1.2 – Dewatering Discharge to Horsefly Lake	12										
Key Lake Operation	Station 1.4 – Mill Effluent to Wolf Lake	12										
Kidd Metallurgical Division	Final Effluent Monitoring Point	12										

Table C1: Summary of Exceedances for Mines Subject to the MMER in 2009: Prescribed Parameters and pH (cont'd)

Site Identification		Number of Months of Discharge	As mg/L	Cu mg/L	CN mg/L	Pb mg/L	Ni mg/L	Zn mg/L	TSS mg/L	Ra-226 Bq/L	pH Low	pH High
Mine/Mill Name	Effluent Discharge Name											
Kidd Mining Division	Treatment Pond Final Effluent	11										
Kiena (Mine)	Final Effluent	8										
Konuto Lake Mine	Surface Sump Discharge	0										
Lac Bachelor	Parshall Flume	4										
Lac des Iles Mine	FDP 1	6										
Lac Herbin (Mine)	Final Effluent No. 1	0										
Lac Herbin (Mine)	Final Effluent No. 2	12										
Langlois (Mine)	Main Final Effluent	11						1				
Lapa (Project)	Final Effluent – Sedimentation Pond	7										
Laronde (Mine)	Final Effluent 3A	12										
Lockerby Mine	Number 4 Pond Effluent	12										
Lupin Operations	Lupin Discharge Syphons SNP 925-10	3										
Macassa Mine	C Dam	12										
Magnaon Mine (part of Eagle River Mill)	Magnaon Mine	0										
Malaric (Mill)	Final Effluent E1	0										
Matagami Mine (Xstrata Zinc Canada Division)	Final Effluent (WLD)	12										
MAX Molybdenum Mine and Mill	MM.SiteD – Mine Portal Settling Pond	2										
MAX Molybdenum Mine and Mill	MM.SiteL – Settling Ponds Decant	12							2			
MAX Molybdenum Mine and Mill	MM.TP – Tailings Pond Discharge	8							3			
McAlpine Mill	Polishing Pond	12										
McArthur River Operation	Station 2.1	12										
McArthur River Operation	Station 2.1B	0										
McArthur River Operation	Station 2.7	5										

Table C1: Summary of Exceedances for Mines Subject to the MMER in 2009: Prescribed Parameters and pH (cont'd)

Site Identification		Number of Months of Discharge	As mg/L 0.5 mg/L	Cu mg/L 0.3 mg/L	CN mg/L 1 mg/L	Pb mg/L 0.2 mg/L	Ni mg/L 0.5 mg/L	Zn mg/L 0.5 mg/L	TSS mg/L 15 mg/L	Ra-226 Bq/L 0.37 Bq/L	pH Low 6	pH High 9.5
Mine/Mill Name	Effluent Discharge Name											
McClean Lake Operation	CM01-B (JEB Water Treatment Plant)	12										
McClean Lake Operation	CM03	0										
McClean Lake Operation	SC01 (SUE Water Treatment Plant Effluent)	4										
McWatters Mine	MWD-2	12										
Minto Project	Mi.W3 – Runoff Main Water Dam	12							1			
Mishi Pit (part of Eagle River Mill)	Mishi Pit	1										
Montcalm Project	Montcalm Final Effluent	10										
Mont-Wright (Mine)	HS-1	12							2			
Mont-Wright (Mine)	MS-2	5							1			
Mouska (Mine)	Final Effluent	12										
Musselwhite Mine	FDP 1	5										
Myra Falls Operations	MF.11A – Runoff Myra Ponds Effluent	12						1				
New Britannia Mine	SWM-03 (Birch Lake Outlet Embankment Decant Discharge)	0										
Niobec (Mine)	Final Effluent	12							1			
Nugget Pond Mine	Polishing Pond Effluent	8										
Pine Cove Property	Tailings Pond Discharge	8		2								
Podolsky Mine	Norman North Bog Outlet	12										
Porcupine Gold Mines	Mine Effluent Treatment Plant – Dome Mine	3										
Porcupine Gold Mines	Mine Water Storage Pond – Dome Mine	12										
Porcupine Gold Mines	Owl Creek Discharge 1	0										
Porcupine Gold Mines	Owl Creek Discharge 2	8							1			
Porcupine Gold Mines	Pamour Mine Water	12										
Principale (Camchib)	Point 20	3										
Rabbit Lake Operation	Station 2.3.3	12										

Table C1: Summary of Exceedances for Mines Subject to the MMR in 2009: Prescribed Parameters and pH (cont'd)

Site Identification		Number of Months of Discharge	As 0.5 mg/L	Cu 0.3 mg/L	CN 1 mg/L	Pb 0.2 mg/L	Ni 0.5 mg/L	Zn 0.5 mg/L	TSS 15 mg/L	Ra-226 0.37 Bq/L	pH Low 6	pH High 9.5
Mine/Mill Name	Effluent Discharge Name											
Raglan (Mine)	DIR-HSA	0										
Raglan (Mine)	DIR-SPOON	2										
Raglan (Mine)	DIR-JT	5										
Raglan (Mine)	DIR-Z3	7										
Red Lake Mine	G1	0										
Red Lake Mine	G2	5										
Red Lake Mine	Shaft 3 Mine Water Settling Pond	0										
Redstone Mine	RSD-2	12					1					
Restigouche Mine	Mixing Structure Discharge	0										
Rice Lake Gold Mine	FDP1 – End of Pipe	2										
Santoy 7 Mine	Santoy 7 Settling Pond	10										
Scozinc Mine – Mill	Polishing Pond Outlet	9										
Scozinc Mine – Mill	Polishing Pond Outlet 2	4										
Seabee Gold Mine	Final Discharge Point 1.2	12										
Seabee Gold Mine	Final Discharge Point 1.3	0										
Seabee Gold Mine	Final Discharge Point 1.5	5										
Shakespeare Nickel Mine	MISA Weir	6									1	
Sigma	Final Effluent EFF1	8										
Snow Lake Mill	Anderson Lake Discharge	7										
Strathcona Tailings Treatment System	Fecunis RR Bridge	12										
Tanco Mine	East Discharge (Phreatic Flow)	0										
Tanco Mine	West Discharge (Compliance Point)	12							2			
Thompson Complex	Misery Weir	12										
Thompson Complex	Station B	12										
Tio (Mine)	Switch South	12										
Tio (Mine)	ECLAC168	8										
Tio (Mine)	Lake 211.4	8										
Tio (Mine)	Grondin Effluent (Formerly Grondin Lake)	0										

Table C1: Summary of Exceedances for Mines Subject to the MMER in 2009: Prescribed Parameters and pH (cont'd)

Site Identification		Number of Months of Discharge	As mg/L	Cu mg/L	CN mg/L	Pb mg/L	Ni mg/L	Zn mg/L	TSS mg/L	Ra-226 Bq/L	pH Low	pH High
Mine/Mill Name	Effluent Discharge Name											
Tio (Mine)	Resurgence Leo	12					2					9.5
Totten Mine	Totten Discharge	11										
Troilus	BS-1	0										
Troilus	BS-2	1										
Troilus	PR-1	12										
Troilus	PR-2	12										
Troilus	PR-5	10										
Troilus	PR-6	12										
Troilus	PR-7	12										
Trout Lake Mine	Trout Lake Surface Sump Discharge	10										
Voisey's Bay Mine – Mill	Port Site Sedimentation Pond	1										
Voisey's Bay Mine – Mill	Sedimentation Pond A Discharge	0										
Voisey's Bay Mine – Mill	Sedimentation Pond B	0										
Voisey's Bay Mine – Mill	South of Ovoid Final Discharge Point	0										
Voisey's Bay Mine – Mill	South Sedimentation Pond	0										
Voisey's Bay Mine – Mill	Treated Effluent Final Discharge Point	12										
Wabush Mines Joint Venture – Scully Mine	East Pit Dewatering East	12							7			
Wabush Mines Joint Venture – Scully Mine	East Pit No. 1 Dewatering	0										
Wabush Mines Joint Venture – Scully Mine	East Pit No. 2 Dewatering	7										
Wabush Mines Joint Venture – Scully Mine	Flora Lake Discharge	12								2		
Wabush Mines Joint Venture – Scully Mine	Knoll Lake Inflow	12										11

Table C1: Summary of Exceedances for Mines Subject to the MMER in 2009: Prescribed Parameters and pH (cont'd)

Site Identification		Number of Months of Discharge	As mg/L	Cu mg/L	CN mg/L	Pb mg/L	Ni mg/L	Zn mg/L	TSS mg/L	Ra-226 Bq/L	pH Low	pH High
Mine/Mill Name	Effluent Discharge Name											
Wabush Mines Joint Venture – Scully Mine	Loadout Ditch Discharge	3	0.5	0.3	1	0.2	0.5	0.5	15	0.37	6	9.5
Wabush Mines Joint Venture – Scully Mine	Shops East Discharge	0							2		2	
Wabush Mines Joint Venture – Scully Mine	Shops South Discharge	0										
Wabush Mines Joint Venture – Scully Mine	Tailings Discharge	2							2			
Wabush Mines Joint Venture – Scully Mine	Tailings Line Emergency Dump Basin 1	3							3			
Wabush Mines Joint Venture – Scully Mine	West Pit Extension Settling Basin	12							3			
Williams Mine	Polishing Pond Discharge CP 400	0										
Williams Mine	Stormwater Pond CP 102	9										
Williams Mine	Stormwater Pond CP 0300	3										
Williams Mine	Stormwater Pond CP 400A	7							1			
Williams Mine	Treated Effluent CP 0201	7										
Wolverine Project	Wo. TSF – Tailings Storage Facility	5										
Yellowjacket Gold Mine	Ye. TSF – Tailings Storage Facility	1							1			
Total Exceedances			0	6	0	0	6	4	71	0	7	4

**Table C2: Performance Summary for Mines Subject to the MMER in 2009:
Rainbow Trout (RT) Acute Lethality and *Daphnia magna* (DM)
Monitoring Tests**

Site Identification		Number of Months of Discharge	RT Total	RT Fail	DM Total	DM Fail
Mine/Mill Name	Effluent Discharge Name					
Barry (Mine)	V-Notch	12	10		10	
Beaufor	Final Effluent	12	4		4	
Bell Creek Mine and Mill	Effluent Treatment Plant Discharge	3	2		2	
Bell Creek Mine and Mill	Phase 1 and 2 Seepage Collection Ditch	5	4		4	
Birchtree Mine	Birchtree Effluent Treatment Plant	12	4		4	4
Black Fox Mill Complex	Direct Tailings Pond Effluent	0				
Black Fox Mill Complex	Polishing Pond Effluent	8	8		8	
Black Fox Mine	Pike River Discharge Point	6	6		6	
Black Fox Mine	Salve Creek Transitional Period Discharge Point	6	6		6	
Bouchard-Hébert (Mine)	Polishing Pond – Final Effluent	0				
Brunswick No. 12	3333 Final Effluent	12	12		12	1
Bucko Lake Mine	Settling Pond Discharge	8	9	1	9	2
Camflo (Mill)	Final Effluent	12	4		4	
Campbell Mine	WETOUT	6	6		6	
Cantung Mine	4-27-2 Culvert	12	5		5	
Cantung Mine	Polishing Pond Four	12	12		12	
Cantung Mine	Settling Pond 5-2	1	1		1	
Caribou Mine – Mill	Polishing Pond Effluent	0				
Casa Berardi (Mine)	Final Effluent – Point A	5	6		6	
Chisel North Mine	Chisel North Mine Discharge	12	4		4	
Cigar Lake Project	Station 2.2	11	5		5	
Clavos Mine	Clavos Mine Drainage Area	0				
Clavos Mine	Sediment Pond	0				
Complexe métallurgique Sorel-Tracy	Final Effluent QIT (Point 1.4)	12	14	1	14	
Con Mine	Surveillance Network Program Station 40-1	0				
Copper Cliff Complex	Copper Cliff Wastewater Treatment Plant	12	4		4	
Copper Cliff Complex	Nolin Creek Spillway	2	1	1	1	1
Copper Cliff Complex	Nolin Creek Wastewater Treatment Plant	12	4		4	
Copper Rand (Mine)	Final Discharge Point 2.1c	12	4		5	
Croinor (Mine)	Final Effluent	0				
Doyon	Pond A Final Effluent (D-203)	12	4		4	
Duck Pond Operations	Polishing Pond Effluent	11	11		11	4
Duck Pond Operations	Temporary Settling Pond Effluent	0				
Eagle River Mill	Eagle River Mill	6	6		6	
Eagle River Mine	FDP 1	12	12		12	
Endako Mines	En.A1 – Tailings Pond 1 South	12	4		4	1
Endako Mines	En.H1 – Tailings Pond 2 Higginbotham	12	4		4	
Endako Mines	En.N1 – Tailings Pond 1 North	12	4		4	
Endako Mines	En.S2 – Tailings Pond 2 South	12	4		4	
Endako Mines	En.SBC – Endako Pit	12	4		4	
Endako Mines	En.W2 – Denak West Pit	9	9		9	1

**Table C2: Performance Summary for Mines Subject to the MMER in 2009:
Rainbow Trout (RT) Acute Lethality and *Daphnia magna* (DM)
Monitoring Tests (cont'd)**

Site Identification		Number of Months of Discharge	RT Total	RT Fail	DM Total	DM Fail
Mine/Mill Name	Effluent Discharge Name					
Eskay Creek Mine	Es.D7 – Treatment Pond Discharge Point	12	4		4	
Eskay Creek Mine	Es.TM1 – Tom MacKay Discharge Point	12	4		4	
Eskay Creek Mine	Es.W20 – Albino Discharge Point	6	6		6	
Fabie (Mine)	V-Notch	1	1		1	1
Fire Lake (Mine)	Beaver Pit – Spillway (FL-2)	12	11		11	
Fire Lake (Mine)	Main Pit (FL-1)	11	10		10	
Flin Flon Complex	North Weir Discharge	12	10	1	10	
Garson Mine	Garson Mine	12	4		4	
Géant Dormant (Mine)	GD-E01 Final Effluent – Mine Water Pond	12	4		4	
Géant Dormant (Mine)	GD-E02 Final Effluent – Lamellar Clarifier	0				
Géant Dormant (Mine)	GD-E03 Polishing Pond 2A	7	7		7	
Giant Mine	Surveillance Network Program Station 43-1	2	2		2	
Gibraltar Mine	Gi.FRD – Fraser River Diffuser	5	5		5	
Golden Giant Mine	Effluent Treatment Plant	0				
Golden Giant Mine	ITF Emergency Spillway	0				
Golden Giant Mine	Sedimentation Pond Effluent	10	10		10	
Golden Giant Mine	Waste Water Treatment Plant Effluent	7	7		7	
Goldex (Mine)	Final Effluent	0				
Goldex (Mine)	Final Effluent – Goldex Tailings Pond	3	3		3	
Goldex (Mine)	Final Effluent – Shaft No. 2	0				
Haley Plant	FDP 1	12	4		4	
Hislop Mine	Sedimentation Pond	0				
Holloway Mine	Final Discharge Point	3	3		3	
Horne (Smelter)	Final Effluent – Pelletier Sector	12	12		12	
Huckleberry Mine	Hu.EZDD – East Zone Diversion Ditch	0				
Huckleberry Mine	Hu.SC3 – Sediment Control Structure 3	12	3		3	
Huckleberry Mine	Hu.SC4 – Sediment Control Structure 4	8	2		2	
Huckleberry Mine	Hu.TMF2 – Tailings Management Facility 2 Supernatant	11	7		7	
Iron Ore Company of Canada – Carol Project	Beaver Bay Discharge	0				
Iron Ore Company of Canada – Carol Project	Hakim Culvert	9	15	3	15	
Iron Ore Company of Canada – Carol Project	Julienne Narrows	12	12		12	
Iron Ore Company of Canada – Carol Project	Main Tailings Discharge	0				
Iron Ore Company of Canada – Carol Project	MD5	7	7		7	
Iron Ore Company of Canada – Carol Project	Old Tailings Pumphouse Discharge	0				
Iron Ore Company of Canada – Carol Project	Ore Car Flume	0				
Island Gold Project	IG-2	8	10	1	10	
Joe Mann	Polishing Pond Effluent – Point 10	5	4		4	
Kemess South Mine	KS.WQ14 – Runoff	12	4		4	
Kemess South Mine	KS.WQBXL – Sedimentation Pond Decant	5	4		4	

**Table C2: Performance Summary for Mines Subject to the MMER in 2009:
Rainbow Trout (RT) Acute Lethality and *Daphnia magna* (DM)
Monitoring Tests (cont'd)**

Site Identification		Number of Months of Discharge	RT Total	RT Fail	DM Total	DM Fail
Mine/Mill Name	Effluent Discharge Name					
Key Lake Operation	Station 1.2 – Dewatering Discharge to Horsefly Lake	12	10		10	
Key Lake Operation	Station 1.4 – Mill Effluent to Wolf Lake	12	4		4	
Kidd Metallurgical Division	Final Effluent Monitoring Point	12	9		9	
Kidd Mining Division	Treatment Pond Final Effluent	11	6		6	
Kiena (Mine)	Final Effluent	8	9		9	
Konuto Lake Mine	Surface Sump Discharge	0				
Lac Bachelor	Parshall Flume	4	4		4	
Lac des Iles Mine	FDP 1	6	3		3	
Lac Herbin (Mine)	Final Effluent No. 1	0				
Lac Herbin (Mine)	Final Effluent No. 2	12	7		7	
Langlois (Mine)	Main Final Effluent	11	11		11	
Lapa (Project)	Final Effluent – Sedimentation Pond	7	7		7	
Laronde (Mine)	Final Effluent 3A	12	12		12	
Lockerby Mine	Number 4 Pond Effluent	12	4		4	
Lupin Operations	Lupin Discharge Syphons SNP 925-10	3	3		3	1
Macassa Mine	C Dam	12	12		12	
Magnacon Mine (part of Eagle River Mill)	Magnacon Mine	0				
Malartic (Mill)	Final Effluent E1	0				
Matagami Mine (Xstrata Zinc Canada Division)	Final Effluent (WLD)	12	15	2	15	
MAX Molybdenum Mine and Mill	MM.SiteD – Mine Portal Settling Pond	2	1		1	
MAX Molybdenum Mine and Mill	MM.SiteI – Settling Ponds Decant	12	4		4	
MAX Molybdenum Mine and Mill	MM.TP – Tailings Pond Discharge	8	6		6	
McAlpine Mill	Polishing Pond	12	4		8	
McArthur River Operation	Station 2.1	12	4		4	
McArthur River Operation	Station 2.1B	0				
McArthur River Operation	Station 2.7	5	1		1	
McClellan Lake Operation	CM01-B (JEB Water Treatment Plant)	12	4		4	
McClellan Lake Operation	CM03	0				
McClellan Lake Operation	SC01 (SUE Water Treatment Plant Effluent)	4	2		2	
McWatters Mine	MWD-2	12	9		9	
Minto Project	Mi.W3 – Runoff Main Water Dam	12	12		12	
Mishi Pit (part of Eagle River Mill)	Mishi Pit	1	1		1	
Montcalm Project	Montcalm Final Effluent	10	10		10	
Mont-Wright (Mine)	HS-1	12	4		4	
Mont-Wright (Mine)	MS-2	5	4		4	
Mouska (Mine)	Final Effluent	12	4		4	
Musselwhite Mine	FDP 1	5	5		5	
Myra Falls Operations	MF.11A – Runoff Myra Ponds Effluent	12	8		8	1
New Britannia Mine	SWM-03 (Birch Lake Outlet Embankment Decant Discharge)	0				

**Table C2: Performance Summary for Mines Subject to the MMER in 2009:
Rainbow Trout (RT) Acute Lethality and *Daphnia magna* (DM)
Monitoring Tests (cont'd)**

Site Identification		Number of Months of Discharge	RT Total	RT Fail	DM Total	DM Fail
Mine/Mill Name	Effluent Discharge Name					
Niobec (Mine)	Final Effluent	12	4		4	
Nugget Pond Mine	Polishing Pond Effluent	8	9		9	
Pine Cove Property	Tailings Pond Discharge	8	8	2	8	2
Podolsky Mine	Norman North Bog Outlet	12	12		12	
Porcupine Gold Mines	Mine Effluent Treatment Plant – Dome Mine	3	3		3	
Porcupine Gold Mines	Mine Water Storage Pond – Dome Mine	12	4		4	
Porcupine Gold Mines	Owl Creek Discharge 1	0				
Porcupine Gold Mines	Owl Creek Discharge 2	8	9		9	
Porcupine Gold Mines	Pamour Mine Water	12	5		5	
Principale (Camchib)	Point 20	3	3		3	
Rabbit Lake Operation	Station 2.3.3	12	4		4	
Raglan (Mine)	DIR-HSA	0				
Raglan (Mine)	DIR-SPOON	2	2		2	
Raglan (Mine)	DIR-UT	5	5		5	1
Raglan (Mine)	DIR-Z3	7	7		7	
Red Lake Mine	G1	0				
Red Lake Mine	G2	5	7		7	1
Red Lake Mine	Shaft 3 Mine Water Settling Pond	0				
Redstone Mine	RSD-2	12	9		9	
Restigouche Mine	Mixing Structure Discharge	0				
Rice Lake Gold Mine	FDP1 – End of Pipe	2	5		5	
Santoy 7 Mine	Santoy 7 Settling Pond	10	9		9	
Scozinc Mine – Mill	Polishing Pond Outlet	9	6		7	
Scozinc Mine – Mill	Polishing Pond Outlet 2	4				
Seabee Gold Mine	Final Discharge Point 1.2	12	4		4	
Seabee Gold Mine	Final Discharge Point 1.3	0				
Seabee Gold Mine	Final Discharge Point 1.5	5	4		4	
Shakespeare Nickel Mine	MISA Weir	6	4		4	
Sigma	Final Effluent EFF1	8	8		8	
Snow Lake Mill	Anderson Lake Discharge	7	7		7	
Strathcona Tailings Treatment System	Fecunis RR Bridge	12	4		4	
Tanco Mine	East Discharge (Phreatic Flow)	0				
Tanco Mine	West Discharge (Compliance Point)	12	4		4	
Thompson Complex	Misery Weir	12	4		4	
Thompson Complex	Station B	12	4		4	
Tio (Mine)	Switch South	12	11		11	
Tio (Mine)	ECLAC168	8	7		7	
Tio (Mine)	Lake 211.4	8	8		8	
Tio (Mine)	Grondin Effluent (Formerly Grondin Lake)	0				
Tio (Mine)	Resurgence Leo	12	13	1	13	
Totten Mine	Totten Discharge	11	4		4	
Troilus	BS-1	0				
Troilus	BS-2	1				
Troilus	PR-1	12	4		4	
Troilus	PR-2	12	4		4	
Troilus	PR-5	10	3		3	

**Table C2: Performance Summary for Mines Subject to the MMER in 2009:
Rainbow Trout (RT) Acute Lethality and *Daphnia magna* (DM)
Monitoring Tests (cont'd)**

Site Identification		Number of Months of Discharge	RT Total	RT Fail	DM Total	DM Fail
Mine/Mill Name	Effluent Discharge Name					
Troilus	PR-6	12	4		4	
Troilus	PR-7	12	4		4	1
Trout Lake Mine	Trout Lake Surface Sump Discharge	10	12	2	12	12
Voisey's Bay Mine – Mill	Port Site Sedimentation Pond	1	1		1	
Voisey's Bay Mine – Mill	Sedimentation Pond A Discharge	0				
Voisey's Bay Mine – Mill	Sedimentation Pond B	0				
Voisey's Bay Mine – Mill	South of Ovoid Final Discharge Point	0				
Voisey's Bay Mine – Mill	South Sedimentation Pond	0				
Voisey's Bay Mine – Mill	Treated Effluent Final Discharge Point	12	51	16	51	50
Wabush Mines Joint Venture – Scully Mine	East Pit Dewatering East	12	4		4	
Wabush Mines Joint Venture – Scully Mine	East Pit No. 1 Dewatering	0				
Wabush Mines Joint Venture – Scully Mine	East Pit No. 2 Dewatering	7	3		3	
Wabush Mines Joint Venture – Scully Mine	Flora Lake Discharge	12	11	1	11	
Wabush Mines Joint Venture – Scully Mine	Knoll Lake Inflow	12	4		4	
Wabush Mines Joint Venture – Scully Mine	Loadout Ditch Discharge	3	3	2	3	1
Wabush Mines Joint Venture – Scully Mine	Shops East Discharge	0				
Wabush Mines Joint Venture – Scully Mine	Shops South Discharge	0				
Wabush Mines Joint Venture – Scully Mine	Tailings Discharge	2	1		1	
Wabush Mines Joint Venture – Scully Mine	Tailings Line Emergency Dump Basin 1	3	2		2	
Wabush Mines Joint Venture – Scully Mine	West Pit Extension Settling Basin	12	4		4	
Williams Mine	Polishing Pond Discharge CP 400	0				
Williams Mine	Stormwater Pond CP 102	9	9		9	
Williams Mine	Stormwater Pond CP 0300	3	3		3	
Williams Mine	Stormwater Pond CP 400A	7	7		7	
Williams Mine	Treated Effluent CP 0201	7	8		8	
Wolverine Project	Wo.TSF – Tailings Storage Facility	5	8	1	8	1
Yellowjacket Gold Mine	Ye.TSF – Tailings Storage Facility	1	1		1	
Summary			919	35	925	86

Appendix D: Effluent Quality Data for Mines in 2009

Note to the Reader

The tables presented in this appendix show the summary of the monthly monitoring results of each final discharge point identified pursuant to sections 9 and 10 of the *Metal Mining Effluent Regulations*. Effluent results were provided to Environment Canada pursuant to section 22 of the Regulations, which requires mines to submit annual reports to Environment Canada. The format for these reports is specified in Schedule 6 of the Regulations. Data are presented as provided by the owners or operators of the mines except where comments indicate that some data were added for completeness based on quarterly reports.

Supporting information includes:

- Mine/Mill Name
- Mine/Mill Operator Name
- Mine/Mill Product(s)
- Mine/Mill Address
- Identification of Final Effluent Discharge Point
- Parameter Limits
- Monthly Mean Concentrations of the Deleterious Substances
- Monthly pH Range (Low and High)
- Monthly Effluent Volume
- Results of Rainbow Trout Acute Lethality Tests
- Results of *Daphnia magna* Monitoring Tests
- Comments (if applicable)

Highlighted data indicate that a Monthly Effluent Quality Standard was exceeded for a given month. A “Pass” for the rainbow trout acute lethality test and the *Daphnia magna* monitoring test indicates that the percentage of mortality was less than or equal to 50%. A “Fail” indicates that the percentage of mortality was greater than 50%. Tables are sorted in alphabetical order based on mine/mill name.

Metal Mining Effluent Regulations (MMER) 2009 Effluent Compliance

Mine/Mill Name	Barry (Mine)												
Operator Name	Ressources Métanor Inc.												
Product(s)	Gold												
Address	200 Mine Road, Desmaraisville, Quebec JOY 1H0												
Effluent Discharge Point	V-Notch												
Parameters	Limits	Jan.	Feb.	March	April	May	June	July	Aug.	Sep.	Oct.	Nov.	Dec.
As (mg/L)	0.5	0.0003	0.0004	0.0024	0.0022	0.0003	0.0003	0.0003	0.0007	0.0003	0.0003	0.0010	0.0014
Cu (mg/L)	0.3	0.0036	0.0086	0.0082	0.0057	0.0064	0.0059	0.0035	0.0042	0.0027	0.0022	0.0025	0.0032
CN (mg/L)	1.0	0.0145	0.1743	0.1393	0.0300	0.0090	NMR	0.0120	NMR	NMR	NMR	0.0080	NMR
Pb (mg/L)	0.2	0.0007	0.0030	0.0038	0.0018	0.0033	0.0022	0.0018	0.0003	0.0003	0.0033	0.0009	0.0003
Ni (mg/L)	0.5	0.0026	0.0040	0.0027	0.0019	0.0027	0.0038	0.0037	0.0040	0.0034	0.0050	0.0052	0.0037
Zn (mg/L)	0.5	0.0170	0.0147	0.0272	0.0213	0.0258	0.0303	0.0077	0.0055	0.0134	0.0273	0.0185	0.0250
TSS (mg/L)	15	7.30	8.17	15.25	6.35	12.20	6.78	4.81	3.03	4.88	1.29	2.31	0.50
Ra-226 (Bq/L)	0.37	0.0010	0.0013	0.0055	0.0137	NMR	0.0020	0.0020	0.0010	NMR	NMR	0.0010	NMR
pH low	≥6.0	7.7	7.6	7.8	7.5	7.3	7.4	7.5	7.7	7.6	8.2	8.1	8.3
pH high	≤9.5	8.0	7.9	7.9	7.9	8.1	8.2	8.1	8.2	8.1	8.3	8.3	8.3
Flow (m ³ /month)	—	1 052	874	3 465	1 074	2 548	2 601	4 391	2 132	659	1 547	1 561	7
Rainbow Trout	Pass	-	1	1	1	1	1	1	1	1	1	1	-
Acute Lethality Test	Fail	-	-	-	-	-	-	-	-	-	-	-	-
<i>Daphnia magna</i>	Pass	-	1	1	1	1	1	1	1	1	1	1	-
Monitoring Test	Fail	-	-	-	-	-	-	-	-	-	-	-	-
Comments:	No toxicity test results were provided for January and December. The mine reported discharge of effluent during only one day in December.												
Notes: ND: No Deposit	NMR: No Measurement Required												
Highlighted data indicate that a monthly effluent quality standard was exceeded for that month.	Pass: ≤50% Mortality												
A "Pass" for the <i>Daphnia magna</i> monitoring test is not a requirement.	Fail: >50% Mortality												

Metal Mining Effluent Regulations (MMER) 2009 Effluent Compliance

Mine/Mill Name	Beaufor												
Operator Name	Mines Richmond Inc.												
Product(s)	Gold												
Address	776 Perron Road, Val-d'Or, Quebec J9P 0C3												
Effluent Discharge Point	Final Effluent												
Parameters	Limits	Jan.	Feb.	March	April	May	June	July	Aug.	Sep.	Oct.	Nov.	Dec.
As (mg/L)	0.5	0.0003	NMR	NMR	NMR	0.0003	NMR	0.0003	NMR	0.0003	0.0003	NMR	NMR
Cu (mg/L)	0.3	0.0073	0.0075	0.0123	0.0080	0.0080	0.0054	0.0053	0.0053	0.0048	0.0034	0.0060	0.0077
CN (mg/L)	1.0	NMR	NMR	NMR	NMR	NMR	NMR	NMR	NMR	NMR	NMR	NMR	NMR
Pb (mg/L)	0.2	0.0016	NMR	NMR	NMR	0.0029	NMR	0.0003	NMR	0.0003	0.0003	NMR	NMR
Ni (mg/L)	0.5	0.0042	NMR	NMR	NMR	0.0049	NMR	0.0013	NMR	0.0047	0.0041	NMR	NMR
Zn (mg/L)	0.5	0.0031	0.0054	0.0171	0.0045	0.0035	0.0044	0.0011	0.0005	0.0006	0.0011	0.0045	0.0048
TSS (mg/L)	15	4.88	2.38	3.30	4.63	2.75	3.40	1.38	1.63	1.20	1.50	1.50	3.00
Ra-226 (Bq/L)	0.37	0.0150	NMR	NMR	NMR	0.0040	NMR	0.0010	NMR	NMR	0.0040	NMR	NMR
pH low	≥6.0	7.9	7.5	7.7	7.9	7.9	7.7	7.7	7.6	7.9	8.2	8.0	7.9
pH high	≤9.5	7.9	8.0	7.8	8.0	8.1	8.1	8.1	8.1	8.2	8.9	8.4	8.1
Flow (m ³ /month)	—	21 427	19 354	16 963	26 892	24 998	15 034	19 530	20 646	20 477	20 088	17 928	19 552
Rainbow Trout	Pass	1	NMR	NMR	NMR	1	NMR	1	NMR	NMR	1	NMR	NMR
Acute Lethality Test	Fail	-	-	-	-	-	-	-	-	-	-	-	-
<i>Daphnia magna</i>	Pass	1	NMR	NMR	NMR	1	NMR	1	NMR	NMR	1	NMR	NMR
Monitoring Test	Fail	-	-	-	-	-	-	-	-	-	-	-	-
Comments:													
Notes: ND: No Deposit NMR: No Measurement Required Pass: ≤50% Mortality Fail: >50% Mortality Highlighted data indicate that a monthly effluent quality standard was exceeded for that month. A "Pass" for the <i>Daphnia magna</i> monitoring test is not a requirement.													

Metal Mining Effluent Regulations (MMER) 2009 Effluent Compliance

Mine/Mill Name	Bell Creek Mine and Mill												
Operator Name	Lake Shore Gold Corporation												
Product(s)	Gold												
Address	P.O. Box 1067, 8215 Highway 101 East, Timmins, Ontario P4N 7W7												
Effluent Discharge Point	Effluent Treatment Plant Discharge												
Parameters	Limits	Jan.	Feb.	March	April	May	June	July	Aug.	Sep.	Oct.	Nov.	Dec.
As (mg/L)	0.5	-	-	-	-	0.0186	0.0179	ND	ND	ND	ND	ND	ND
Cu (mg/L)	0.3	-	-	-	-	0.0541	0.0567	ND	ND	ND	ND	ND	ND
CN (mg/L)	1.0	-	-	-	-	0.0701	0.1157	ND	ND	ND	ND	ND	ND
Pb (mg/L)	0.2	-	-	-	-	0.0005	0.0005	ND	ND	ND	ND	ND	ND
Ni (mg/L)	0.5	-	-	-	-	0.0658	0.0621	ND	ND	ND	ND	ND	ND
Zn (mg/L)	0.5	-	-	-	-	0.0041	0.0028	ND	ND	ND	ND	ND	ND
TSS (mg/L)	15	-	-	-	-	5.63	5.00	ND	ND	ND	ND	ND	ND
Ra-226 (Bq/L)	0.37	-	-	-	-	0.0050	0.0050	ND	ND	ND	ND	ND	ND
pH low	≥6.0	-	-	-	-	7.7	7.6	ND	ND	ND	ND	ND	ND
pH high	≤9.5	-	-	-	-	8.1	8.2	ND	ND	ND	ND	ND	ND
Flow (m ³ /month)	—	-	-	-	1 770	84 529	47 463	ND	ND	ND	ND	ND	ND
Rainbow Trout	Pass	-	-	-	-	1	1	ND	ND	ND	ND	ND	ND
Acute Lethality Test	Fail	-	-	-	-	-	-	-	-	-	-	-	-
<i>Daphnia magna</i>	Pass	-	-	-	-	1	1	ND	ND	ND	ND	ND	ND
Monitoring Test	Fail	-	-	-	-	-	-	-	-	-	-	-	-
Comments:	The mine became subject to the MMER in April 2009. Only flow measurement was provided since the mine reported discharge of effluent during only one day in April.												
Notes: ND: No Deposit	NMR: No Measurement Required												
Highlighted data indicate that a monthly effluent quality standard was exceeded for that month.	Pass: ≤50% Mortality												
A "Pass" for the <i>Daphnia magna</i> monitoring test is not a requirement.	Fail: >50% Mortality												

Metal Mining Effluent Regulations (MMER) 2009 Effluent Compliance

Mine/Mill Name	Bell Creek Mine and Mill												
Operator Name	Lake Shore Gold Corporation												
Product(s)	Gold												
Address	P.O. Box 1067, 8215 Highway 101 East, Timmins, Ontario P4N 7W7												
Effluent Discharge Point	Phase 1 and 2 Seepage Collection Ditch												
Parameters	Limits	Jan.	Feb.	March	April	May	June	July	Aug.	Sep.	Oct.	Nov.	Dec.
As (mg/L)	0.5	-	-	-	-	0.0178	0.0329	0.0314	0.0377	0.0251	ND	ND	ND
Cu (mg/L)	0.3	-	-	-	-	0.0058	0.0076	0.0041	0.0021	0.0038	ND	ND	ND
CN (mg/L)	1.0	-	-	-	-	0.0179	0.0217	0.0234	0.0270	0.0298	ND	ND	ND
Pb (mg/L)	0.2	-	-	-	-	0.0005	0.0005	0.0011	0.0005	0.0005	ND	ND	ND
Ni (mg/L)	0.5	-	-	-	-	0.0096	0.0120	0.0278	0.0162	0.0095	ND	ND	ND
Zn (mg/L)	0.5	-	-	-	-	0.0037	0.0091	0.0045	0.0047	0.0069	ND	ND	ND
TSS (mg/L)	15	-	-	-	-	5.68	11.75	1.07	1.65	3.80	ND	ND	ND
Ra-226 (Bq/L)	0.37	-	-	-	-	0.0050	0.0050	0.0050	NMR	NMR	ND	ND	ND
pH low	≥6.0	-	-	-	-	7.8	7.5	7.4	7.4	7.5	ND	ND	ND
pH high	≤9.5	-	-	-	-	8.0	7.8	7.7	7.6	7.5	ND	ND	ND
Flow (m ³ /month)	—	-	-	-	-	21 848	9 877	14 446	4 335	496	ND	ND	ND
Rainbow Trout	Pass	-	-	-	-	1	1	1	1	-	ND	ND	ND
Acute Lethality Test	Fail	-	-	-	-	-	-	-	-	-	-	-	-
<i>Daphnia magna</i>	Pass	-	-	-	-	1	1	1	1	-	ND	ND	ND
Monitoring Test	Fail	-	-	-	-	-	-	-	-	-	-	-	-
Comments:	The mine became subject to the MMER in May 2009. No toxicity test results were provided for September. The mine reported discharge of effluent during only four days in September.												
Notes: ND: No Deposit	NMR: No Measurement Required			Pass: ≤50% Mortality			Fail: >50% Mortality						
Highlighted data indicate that a monthly effluent quality standard was exceeded for that month.													
A "Pass" for the <i>Daphnia magna</i> monitoring test is not a requirement.													

Metal Mining Effluent Regulations (MMER) 2009 Effluent Compliance

Mine/Mill Name	Birchtree Mine												
Operator Name	Vale Inco Ltd.												
Product(s)	Nickel-Copper												
Address	P.O. Box 5000, Thompson, Manitoba R8N 1P3												
Effluent Discharge Point	Birchtree Effluent Treatment Plant												
Parameters	Limits	Jan.	Feb.	March	April	May	June	July	Aug.	Sep.	Oct.	Nov.	Dec.
As (mg/L)	0.5	0.0149	0.0167	0.0161	0.0079	0.0154	0.0098	0.0081	0.0115	0.0116	0.0119	0.0123	0.0147
Cu (mg/L)	0.3	0.0125	0.0063	0.0072	0.0108	0.0190	0.0140	0.0075	0.0213	0.0280	0.0113	0.0200	0.0214
CN (mg/L)	1.0	NMR	0.0010	NMR	NMR	0.0010	NMR	NMR	NMR	0.0037	0.0045	NMR	NMR
Pb (mg/L)	0.2	0.0193	0.0150	0.0150	0.0150	0.0150	0.0150	0.0150	0.0150	0.0150	0.0150	0.0150	0.0150
Ni (mg/L)	0.5	0.0975	0.1875	0.1200	0.0950	0.0550	0.0940	0.1225	0.0400	0.0820	0.0540	0.0788	0.0620
Zn (mg/L)	0.5	0.0130	0.0150	0.0106	0.0265	0.0108	0.0064	0.0050	0.0050	0.0090	0.0170	0.0128	0.0142
TSS (mg/L)	15	3.30	0.20	0.24	3.30	3.40	2.16	0.90	17.90	1.36	2.30	1.40	1.68
Ra-226 (Bq/L)	0.37	NMR	0.0200	NMR	NMR	0.1300	NMR	NMR	NMR	0.1000	0.0800	NMR	NMR
pH low	≥6.0	6.4	6.7	6.6	6.6	6.3	6.4	6.1	6.4	6.4	6.5	6.8	6.8
pH high	≤9.5	7.2	7.8	7.1	7.1	6.9	7.0	7.0	6.6	6.9	6.6	8.0	7.0
Flow (m ³ /month)	—	30 068	26 446	26 883	48 042	50 414	42 946	62 680	29 864	32 032	32 052	23 190	25 817
Rainbow Trout	Pass	NMR	1	NMR	NMR	1	NMR	NMR	NMR	1	1	NMR	NMR
Acute Lethality Test	Fail	-	-	-	-	-	-	-	-	-	-	-	-
<i>Daphnia magna</i>	Pass	NMR	-	NMR	NMR	-	NMR	NMR	NMR	-	-	NMR	NMR
Monitoring Test	Fail	-	1	-	-	1	-	-	-	1	1	-	-
Comments:													
Notes: ND: No Deposit													
NMR: No Measurement Required													
Highlighted data indicate that a monthly effluent quality standard was exceeded for that month.													
A "Pass" for the <i>Daphnia magna</i> monitoring test is not a requirement.													
Pass: ≤50% Mortality													
Fail: >50% Mortality													

Metal Mining Effluent Regulations (MMER) 2009 Effluent Compliance

Mine/Mill Name	Black Fox Mill Complex												
Operator Name	Apollo Gold Corporation												
Product(s)	Gold												
Address	Rural Route 2, Matheson, Ontario P0K 1N0												
Effluent Discharge Point	Direct Tailings Pond Effluent												
Parameters	Limits	Jan.	Feb.	March	April	May	June	July	Aug.	Sep.	Oct.	Nov.	Dec.
As (mg/L)	0.5	ND	ND	ND	ND	ND	ND	ND	ND	ND	ND	ND	ND
Cu (mg/L)	0.3	ND	ND	ND	ND	ND	ND	ND	ND	ND	ND	ND	ND
CN (mg/L)	1.0	ND	ND	ND	ND	ND	ND	ND	ND	ND	ND	ND	ND
Pb (mg/L)	0.2	ND	ND	ND	ND	ND	ND	ND	ND	ND	ND	ND	ND
Ni (mg/L)	0.5	ND	ND	ND	ND	ND	ND	ND	ND	ND	ND	ND	ND
Zn (mg/L)	0.5	ND	ND	ND	ND	ND	ND	ND	ND	ND	ND	ND	ND
TSS (mg/L)	15	ND	ND	ND	ND	ND	ND	ND	ND	ND	ND	ND	ND
Ra-226 (Bq/L)	0.37	ND	ND	ND	ND	ND	ND	ND	ND	ND	ND	ND	ND
pH low	≥6.0	ND	ND	ND	ND	ND	ND	ND	ND	ND	ND	ND	ND
pH high	≤9.5	ND	ND	ND	ND	ND	ND	ND	ND	ND	ND	ND	ND
Flow (m ³ /month)	—	ND	ND	ND	ND	ND	ND	ND	ND	ND	ND	ND	ND
Rainbow Trout	Pass	ND	ND	ND	ND	ND	ND	ND	ND	ND	ND	ND	ND
Acute Lethality Test	Fail	-	-	-	-	-	-	-	-	-	-	-	-
<i>Daphnia magna</i>	Pass	ND	ND	ND	ND	ND	ND	ND	ND	ND	ND	ND	ND
Monitoring Test	Fail	-	-	-	-	-	-	-	-	-	-	-	-
Comments:													
Notes: ND: No Deposit NMR: No Measurement Required Pass: ≤50% Mortality Fail: >50% Mortality Highlighted data indicate that a monthly effluent quality standard was exceeded for that month. A "Pass" for the <i>Daphnia magna</i> monitoring test is not a requirement.													

Metal Mining Effluent Regulations (MMER) 2009 Effluent Compliance

Mine/Mill Name	Black Fox Mill Complex												
Operator Name	Apollo Gold Corporation												
Product(s)	Gold												
Address	Rural Route 2, Matheson, Ontario P0K 1N0												
Effluent Discharge Point	Polishing Pond Effluent												
Parameters	Limits	Jan.	Feb.	March	April	May	June	July	Aug.	Sep.	Oct.	Nov.	Dec.
As (mg/L)	0.5	ND	ND	ND	ND	0.0576	0.1349	0.1364	0.1116	0.0992	0.0889	0.0680	0.0742
Cu (mg/L)	0.3	ND	ND	ND	ND	0.0064	0.0062	0.0022	0.0017	0.0036	0.0045	0.0055	0.0079
CN (mg/L)	1.0	ND	ND	ND	ND	0.0112	0.0097	0.0010	0.0022	0.0397	0.0115	0.0076	0.0005
Pb (mg/L)	0.2	ND	ND	ND	ND	0.0005	0.0005	0.0005	0.0004	0.0005	0.0005	0.0005	0.0005
Ni (mg/L)	0.5	ND	ND	ND	ND	0.0174	0.0256	0.0200	0.0143	0.0184	0.0236	0.0254	0.0308
Zn (mg/L)	0.5	ND	ND	ND	ND	0.0084	0.0067	0.0032	0.0067	0.0044	0.0036	0.0049	0.0277
TSS (mg/L)	15	ND	ND	ND	ND	3.00	0.75	1.10	1.31	1.20	1.75	3.31	2.50
Ra-226 (Bq/L)	0.37	ND	ND	ND	ND	0.0050	0.0050	0.0050	0.0050	0.0050	0.0063	0.0050	0.0050
pH low	≥6.0	ND	ND	ND	ND	7.4	7.5	7.4	6.8	7.0	6.8	7.3	7.3
pH high	≤9.5	ND	ND	ND	ND	7.9	7.7	7.6	7.2	8.0	7.6	7.6	7.3
Flow (m ³ /month)	—	ND	ND	ND	ND	45 046	146 532	12 450	12 952	136 589	90 231	45 770	598
Rainbow Trout	Pass	ND	ND	ND	ND	1	1	1	1	1	1	1	1
Acute Lethality Test	Fail	-	-	-	-	-	-	-	-	-	-	-	-
<i>Daphnia magna</i>	Pass	ND	ND	ND	ND	1	1	1	1	1	1	1	1
Monitoring Test	Fail	-	-	-	-	-	-	-	-	-	-	-	-
Comments:													
Notes: ND: No Deposit Highlighted data indicate that a monthly effluent quality standard was exceeded for that month. A "Pass" for the <i>Daphnia magna</i> monitoring test is not a requirement.													
NMR: No Measurement Required Pass: ≤50% Mortality Fail: >50% Mortality													

Metal Mining Effluent Regulations (MMER) 2009 Effluent Compliance

Mine/Mill Name	Black Fox Mine												
Operator Name	Apollo Gold Corporation												
Product(s)	Gold												
Address	Highway 101, P.O. Box 605, Matheson, Ontario P0K 1N0												
Effluent Discharge Point	Pike River Discharge Point												
Parameters	Limits	Jan.	Feb.	March	April	May	June	July	Aug.	Sep.	Oct.	Nov.	Dec.
As (mg/L)	0.5	-	-	-	-	-	-	0.0873	0.0828	0.1152	0.0707	0.0788	0.1011
Cu (mg/L)	0.3	-	-	-	-	-	-	0.0192	0.0194	0.0076	0.0218	0.0446	0.0073
CN (mg/L)	1.0	-	-	-	-	-	-	NMR	NMR	NMR	NMR	NMR	NMR
Pb (mg/L)	0.2	-	-	-	-	-	-	0.0026	0.0028	0.0027	0.0085	0.0062	0.0010
Ni (mg/L)	0.5	-	-	-	-	-	-	0.0366	0.0439	0.0355	0.0279	0.0422	0.0605
Zn (mg/L)	0.5	-	-	-	-	-	-	0.0069	0.0284	0.0181	0.0644	0.0567	0.0218
TSS (mg/L)	15	-	-	-	-	-	-	2.45	1.19	2.45	2.63	1.75	2.30
Ra-226 (Bq/L)	0.37	-	-	-	-	-	-	0.0050	0.0063	0.0050	0.0050	0.0050	0.0050
pH low	≥6.0	-	-	-	-	-	-	7.9	7.6	7.8	7.8	7.9	7.5
pH high	≤9.5	-	-	-	-	-	-	8.3	8.2	8.3	8.3	8.1	8.2
Flow (m ³ /month)	—	-	-	-	-	-	-	27 081	33 958	19 854	50 037	60 765	31 001
Rainbow Trout	Pass	-	-	-	-	-	-	1	1	1	1	1	1
Acute Lethality Test	Fail	-	-	-	-	-	-	-	-	-	-	-	-
<i>Daphnia magna</i>	Pass	-	-	-	-	-	-	1	1	1	1	1	1
Monitoring Test	Fail	-	-	-	-	-	-	-	-	-	-	-	-
Comments:	This new final discharge point became subject to the MMER in July 2009.												
Notes: ND: No Deposit Highlighted data indicate that a monthly effluent quality standard was exceeded for that month. A "Pass" for the <i>Daphnia magna</i> monitoring test is not a requirement.	NMR: No Measurement Required			Pass: ≤50% Mortality			Fail: >50% Mortality						

Metal Mining Effluent Regulations (MMER) 2009 Effluent Compliance

Mine/Mill Name	Black Fox Mine												
Operator Name	Apollo Gold Corporation												
Product(s)	Gold												
Address	Highway 101, P.O. Box 605, Matheson, Ontario P0K 1N0												
Effluent Discharge Point	Salve Creek Transitional Period Discharge Point												
Parameters	Limits	Jan.	Feb.	March	April	May	June	July	Aug.	Sep.	Oct.	Nov.	Dec.
As (mg/L)	0.5	0.1666	0.1325	0.2600	0.1789	0.0816	0.1680	ND	ND	ND	ND	ND	ND
Cu (mg/L)	0.3	0.0027	0.0017	0.0035	0.0026	0.0109	0.0019	ND	ND	ND	ND	ND	ND
CN (mg/L)	1.0	NMR	NMR	NMR	NMR	NMR	NMR	ND	ND	ND	ND	ND	ND
Pb (mg/L)	0.2	0.0005	0.0005	0.0005	0.0005	0.0005	0.0005	ND	ND	ND	ND	ND	ND
Ni (mg/L)	0.5	0.0696	0.0508	0.0548	0.0357	0.0233	0.0465	ND	ND	ND	ND	ND	ND
Zn (mg/L)	0.5	0.0059	0.0056	0.0132	0.0057	0.0124	0.0031	ND	ND	ND	ND	ND	ND
TSS (mg/L)	15	2.17	35.17	7.31	2.56	0.56	0.75	ND	ND	ND	ND	ND	ND
Ra-226 (Bq/L)	0.37	0.0050	0.0050	0.0050	0.0050	0.0050	0.0050	ND	ND	ND	ND	ND	ND
pH low	≥6.0	7.6	7.7	7.7	7.8	8.1	8.1	ND	ND	ND	ND	ND	ND
pH high	≤9.5	8.0	7.8	7.9	8.0	8.1	8.2	ND	ND	ND	ND	ND	ND
Flow (m ³ /month)	—	16 200	18 200	2 200	16 800	16 100	9 400	ND	ND	ND	ND	ND	ND
Rainbow Trout	Pass	1	1	1	1	1	1	ND	ND	ND	ND	ND	ND
Acute Lethality Test	Fail	-	-	-	-	-	-	-	-	-	-	-	-
<i>Daphnia magna</i>	Pass	1	1	1	1	1	1	ND	ND	ND	ND	ND	ND
Monitoring Test	Fail	-	-	-	-	-	-	-	-	-	-	-	-
Comments:													
Notes: ND: No Deposit Highlighted data indicate that a monthly effluent quality standard was exceeded for that month. A "Pass" for the <i>Daphnia magna</i> monitoring test is not a requirement.													
NMR: No Measurement Required Pass: ≤50% Mortality Fail: >50% Mortality													

Metal Mining Effluent Regulations (MMER) 2009 Effluent Compliance

Mine/Mill Name	Bouchard-Hébert (Mine)												
Operator Name	Ressources Breakwater Ltée												
Product(s)	Zinc-Copper-Gold-Silver												
Address	596 Rang des Ponts, Cléricy, Quebec J0Z 1P0												
Effluent Discharge Point	Polishing Pond – Final Effluent												
Parameters	Limits	Jan.	Feb.	March	April	May	June	July	Aug.	Sep.	Oct.	Nov.	Dec.
As (mg/L)	0.5	ND	ND	-	-	-	-	-	-	-	-	-	-
Cu (mg/L)	0.3	ND	ND	-	-	-	-	-	-	-	-	-	-
CN (mg/L)	1.0	ND	ND	-	-	-	-	-	-	-	-	-	-
Pb (mg/L)	0.2	ND	ND	-	-	-	-	-	-	-	-	-	-
Ni (mg/L)	0.5	ND	ND	-	-	-	-	-	-	-	-	-	-
Zn (mg/L)	0.5	ND	ND	-	-	-	-	-	-	-	-	-	-
TSS (mg/L)	15	ND	ND	-	-	-	-	-	-	-	-	-	-
Ra-226 (Bq/L)	0.37	ND	ND	-	-	-	-	-	-	-	-	-	-
pH low	≥6.0	ND	ND	-	-	-	-	-	-	-	-	-	-
pH high	≤9.5	ND	ND	-	-	-	-	-	-	-	-	-	-
Flow (m ³ /month)	—	ND	ND	-	-	-	-	-	-	-	-	-	-
Rainbow Trout	Pass	ND	ND	-	-	-	-	-	-	-	-	-	-
Acute Lethality Test	Fail	-	-	-	-	-	-	-	-	-	-	-	-
<i>Daphnia magna</i>	Pass	ND	ND	-	-	-	-	-	-	-	-	-	-
Monitoring Test	Fail	-	-	-	-	-	-	-	-	-	-	-	-
Comments:	The mine is not subject to the MMER since February 2009.												
Notes: ND: No Deposit Highlighted data indicate that a monthly effluent quality standard was exceeded for that month. A "Pass" for the <i>Daphnia magna</i> monitoring test is not a requirement.	NMR: No Measurement Required			Pass: ≤50% Mortality			Fail: >50% Mortality						

Metal Mining Effluent Regulations (MMER) 2009 Effluent Compliance

Mine/Mill Name	Brunswick No. 12												
Operator Name	Xstrata Canada Corporation – Xstrata Zinc Canada Division												
Product(s)	Lead-Zinc-Copper-Silver												
Address	P.O. Box 3000, Bathurst, New Brunswick E2A 3Z8												
Effluent Discharge Point	3333 Final Effluent												
Parameters	Limits	Jan.	Feb.	March	April	May	June	July	Aug.	Sep.	Oct.	Nov.	Dec.
As (mg/L)	0.5	0.0200	0.0151	0.0200	0.0200	0.0151	0.0200	0.0200	0.0200	0.0156	0.0260	0.0152	0.0161
Cu (mg/L)	0.3	0.0167	0.0053	0.0100	0.0113	0.0078	0.0113	0.0200	0.0100	0.0146	0.0140	0.0103	0.0225
CN (mg/L)	1.0	NMR	NMR	NMR	NMR	NMR	NMR	NMR	NMR	NMR	NMR	NMR	NMR
Pb (mg/L)	0.2	0.0133	0.0082	0.0100	0.0125	0.0082	0.0100	0.0100	0.0100	0.0076	0.0100	0.0104	0.0163
Ni (mg/L)	0.5	0.0083	0.0066	0.0090	0.0088	0.0054	0.0050	0.0075	0.0050	0.0091	0.0090	0.0079	0.0083
Zn (mg/L)	0.5	0.1600	0.5025	0.4000	0.2750	0.2675	0.0975	0.2475	0.0800	0.0948	0.1480	0.1508	0.3660
TSS (mg/L)	15	2.13	2.85	3.08	3.40	2.35	2.15	5.20	1.00	6.95	5.88	4.90	4.72
Ra-226 (Bq/L)	0.37	NMR	0.0050	NMR	NMR	0.0050	NMR	NMR	NMR	0.0050	NMR	0.0050	NMR
pH low	≥6.0	9.1	8.8	8.9	8.7	8.4	7.8	8.3	7.8	7.8	8.8	8.7	8.7
pH high	≤9.5	9.3	9.1	9.1	9.1	9.1	9.0	8.8	7.8	8.8	9.2	8.9	9.1
Flow (m ³ /month)	—	799 135	777 592	952 710	2 660 588	1 948 760	603 805	1 595 149	276 298	663 384	1 356 387	1 315 221	1 344 687
Rainbow Trout	Pass	1	1	1	1	1	1	1	1	1	1	1	1
Acute Lethality Test	Fail	-	-	-	-	-	-	-	-	-	-	-	-
<i>Daphnia magna</i>	Pass	1	1	-	1	1	1	1	1	1	1	1	1
Monitoring Test	Fail	-	-	1	-	-	-	-	-	-	-	-	-
Comments:													
Notes: ND: No Deposit NMR: No Measurement Required Pass: ≤50% Mortality Fail: >50% Mortality Highlighted data indicate that a monthly effluent quality standard was exceeded for that month. A "Pass" for the <i>Daphnia magna</i> monitoring test is not a requirement.													

Metal Mining Effluent Regulations (MMER) 2009 Effluent Compliance

Mine/Mill Name	Bucko Lake Mine												
Operator Name	Crowflight Minerals Inc.												
Product(s)	Nickel												
Address	P.O. 239, 371 Flemming Drive, Wadowden, Manitoba R0B 1S0												
Effluent Discharge Point	Settling Pond Discharge												
Parameters	Limits	Jan.	Feb.	March	April	May	June	July	Aug.	Sep.	Oct.	Nov.	Dec.
As (mg/L)	0.5	ND	ND	ND	ND	0.0007	0.0005	0.0004	0.0003	0.0004	0.0002	0.0001	0.0004
Cu (mg/L)	0.3	ND	ND	ND	ND	0.0016	0.0045	0.0005	0.0006	0.0010	0.0003	0.0003	0.0005
CN (mg/L)	1.0	ND	ND	ND	ND	NMR	NMR	NMR	NMR	NMR	NMR	NMR	NMR
Pb (mg/L)	0.2	ND	ND	ND	ND	0.0003	0.0004	0.0001	0.0001	0.0002	0.0001	0.0001	0.0004
Ni (mg/L)	0.5	ND	ND	ND	ND	0.3130	0.4200	0.1190	0.1127	0.1384	0.0827	0.0162	0.0579
Zn (mg/L)	0.5	ND	ND	ND	ND	0.0330	0.0070	0.0044	0.0102	0.0047	0.0023	0.0011	0.0032
TSS (mg/L)	15	ND	ND	ND	ND	21.00	40.25	6.00	4.00	1.70	1.25	1.00	1.00
Ra-226 (Bq/L)	0.37	ND	ND	ND	ND	0.3400	0.1250	0.0700	0.0500	0.0220	0.0425	0.0300	0.1180
pH low	≥6.0	ND	ND	ND	ND	7.9	7.7	7.9	7.9	7.5	7.4	7.2	7.0
pH high	≤9.5	ND	ND	ND	ND	7.9	7.9	8.1	8.1	8.1	8.1	7.4	7.8
Flow (m ³ /month)	—	ND	ND	ND	ND	7 838	13 027	9 112	21 432	19 416	13 311	3 805	4 483
Rainbow Trout	Pass	ND	ND	ND	ND	1	1	1	1	1	1	1	1
Acute Lethality Test	Fail	-	-	-	-	-	1	-	-	-	-	-	-
<i>Daphnia magna</i>	Pass	ND	ND	ND	ND	1	-	1	1	1	1	1	1
Monitoring Test	Fail	-	-	-	-	-	2	-	-	-	-	-	-
Comments:													
Notes: ND: No Deposit NMR: No Measurement Required Pass: ≤50% Mortality Fail: >50% Mortality Highlighted data indicate that a monthly effluent quality standard was exceeded for that month. A "Pass" for the <i>Daphnia magna</i> monitoring test is not a requirement.													

Metal Mining Effluent Regulations (MMER) 2009 Effluent Compliance

Mine/Mill Name	Camflo (Mill)												
Operator Name	Mines Richmond Inc.												
Product(s)	Gold												
Address	100 Road 117, P.O. Box 640, Malartic, Quebec J0Y 1Z0												
Effluent Discharge Point	Final Effluent												
Parameters	Limits	Jan.	Feb.	March	April	May	June	July	Aug.	Sep.	Oct.	Nov.	Dec.
As (mg/L)	0.5	0.0030	NMR	NMR	NMR	0.0010	NMR	0.0030	NMR	NMR	0.0020	0.0005	NMR
Cu (mg/L)	0.3	0.0067	0.0035	0.0040	0.0038	0.0048	0.0077	0.0060	0.0048	0.0045	0.0085	0.0143	0.0079
CN (mg/L)	1.0	0.0547	0.0610	0.0578	0.0318	0.0330	0.0396	0.0500	0.0490	0.0488	0.1098	0.0257	0.0580
Pb (mg/L)	0.2	0.0005	NMR	NMR	NMR	0.0005	NMR	0.0005	0.0040	NMR	0.0005	0.0005	NMR
Ni (mg/L)	0.5	0.0140	0.0180	0.0250	0.0125	0.0120	0.0030	0.0210	0.0170	NMR	0.0110	0.0100	NMR
Zn (mg/L)	0.5	0.0080	NMR	NMR	NMR	0.0100	NMR	0.0020	0.0040	NMR	0.0020	0.0005	NMR
TSS (mg/L)	15	12.67	10.50	3.70	6.50	8.50	3.80	4.38	1.80	1.00	2.38	3.67	15.25
Ra-226 (Bq/L)	0.37	0.0080	NMR	NMR	NMR	0.0070	NMR	0.0040	NMR	NMR	0.0010	NMR	NMR
pH low	≥6.0	7.1	7.1	7.1	7.2	7.3	7.3	7.3	7.5	7.7	7.6	7.6	7.4
pH high	≤9.5	7.4	7.3	7.7	7.4	7.7	7.7	7.9	7.7	7.9	8.3	8.2	7.8
Flow (m ³ /month)	—	12 787	4 176	24 463	125 496	112 270	113 875	23 659	13 035	29 268	23 771	201 528	10 825
Rainbow Trout	Pass	1	NMR	NMR	NMR	1	NMR	1	NMR	NMR	1	NMR	NMR
Acute Lethality Test	Fail	-	-	-	-	-	-	-	-	-	-	-	-
<i>Daphnia magna</i>	Pass	1	NMR	NMR	NMR	1	NMR	1	NMR	NMR	1	NMR	NMR
Monitoring Test	Fail	-	-	-	-	-	-	-	-	-	-	-	-
Comments:													
Notes: ND: No Deposit NMR: No Measurement Required Pass: ≤50% Mortality Fail: >50% Mortality Highlighted data indicate that a monthly effluent quality standard was exceeded for that month. A "Pass" for the <i>Daphnia magna</i> monitoring test is not a requirement.													

Metal Mining Effluent Regulations (MMER) 2009 Effluent Compliance

Mine/Mill Name	Campbell Mine												
Operator Name	Goldcorp Inc.												
Product(s)	Gold												
Address	P.O. Box 2000, 10 Mine Road, Balmertown, Ontario P0V 1C0												
Effluent Discharge Point	WETOUT												
Parameters	Limits	Jan.	Feb.	March	April	May	June	July	Aug.	Sep.	Oct.	Nov.	Dec.
As (mg/L)	0.5	ND	ND	ND	ND	0.0120	0.0188	0.0433	0.0395	0.0473	0.0268	ND	ND
Cu (mg/L)	0.3	ND	ND	ND	ND	0.0063	0.0078	0.0068	0.0057	0.0057	0.0070	ND	ND
CN (mg/L)	1.0	ND	ND	ND	ND	0.0714	0.0622	0.0860	0.0854	0.0801	0.0799	ND	ND
Pb (mg/L)	0.2	ND	ND	ND	ND	0.0003	0.0003	0.0005	0.0003	0.0003	0.0003	ND	ND
Ni (mg/L)	0.5	ND	ND	ND	ND	0.0607	0.0709	0.0672	0.0618	0.0687	0.0924	ND	ND
Zn (mg/L)	0.5	ND	ND	ND	ND	0.0153	0.0164	0.0108	0.0085	0.0104	0.0119	ND	ND
TSS (mg/L)	15	ND	ND	ND	ND	1.33	1.00	1.27	1.00	1.25	1.15	ND	ND
Ra-226 (Bq/L)	0.37	ND	ND	ND	ND	0.0050	0.0070	0.0025	0.0025	0.0100	0.0100	ND	ND
pH low	≥6.0	ND	ND	ND	ND	7.3	7.0	6.7	6.8	6.8	6.4	ND	ND
pH high	≤9.5	ND	ND	ND	ND	7.7	7.7	7.8	7.6	7.6	7.2	ND	ND
Flow (m ³ /month)	—	ND	ND	ND	ND	41 136	322 831	421 525	396 208	369 352	164 509	ND	ND
Rainbow Trout	Pass	ND	ND	ND	ND	1	1	1	1	1	1	ND	ND
Acute Lethality Test	Fail	-	-	-	-	-	-	-	-	-	-	-	-
<i>Daphnia magna</i>	Pass	ND	ND	ND	ND	1	1	1	1	1	1	ND	ND
Monitoring Test	Fail	-	-	-	-	-	-	-	-	-	-	-	-
Comments:													
Notes: ND: No Deposit Highlighted data indicate that a monthly effluent quality standard was exceeded for that month. A "Pass" for the <i>Daphnia magna</i> monitoring test is not a requirement.													
NMR: No Measurement Required Pass: ≤50% Mortality Fail: >50% Mortality													

Metal Mining Effluent Regulations (MMER) 2009 Effluent Compliance

Mine/Mill Name	Cantung Mine												
Operator Name	North American Tungsten Corporation Ltd.												
Product(s)	Tungsten												
Address	P.O. Box 848, Watson Lake, Yukon Y0A 1C0												
Effluent Discharge Point	4-27-2 Culvert												
Parameters	Limits	Jan.	Feb.	March	April	May	June	July	Aug.	Sep.	Oct.	Nov.	Dec.
As (mg/L)	0.5	0.0004	0.0003	0.0003	0.0003	0.0007	0.0005	0.0004	0.0007	0.0004	0.0004	0.0004	0.0004
Cu (mg/L)	0.3	0.0007	0.0007	0.0005	0.0013	0.0010	0.0004	0.0004	0.0011	0.0006	0.0004	0.0006	0.0004
CN (mg/L)	1.0	NMR	NMR	NMR	NMR	NMR	NMR	NMR	NMR	NMR	NMR	NMR	NMR
Pb (mg/L)	0.2	0.0000	0.0001	0.0000	0.0000	0.0002	0.0001	0.0001	0.0002	0.0001	0.0001	0.0001	0.0001
Ni (mg/L)	0.5	0.0006	0.0009	0.0006	0.0009	0.0012	0.0009	0.0011	0.0012	0.0005	0.0007	0.0006	0.0005
Zn (mg/L)	0.5	0.0023	0.0028	0.0017	0.0016	0.0031	0.0019	0.0022	0.0032	0.0017	0.0017	0.0012	0.0010
TSS (mg/L)	15	3.00	3.00	8.56	4.33	3.60	3.15	3.00	4.74	3.00	3.00	3.00	3.03
Ra-226 (Bq/L)	0.37	0.0025	NMR	NMR	0.0080	0.0300	NMR	0.0025	NMR	NMR	0.0070	NMR	NMR
pH low	≥6.0	7.9	7.9	8.0	7.8	8.0	8.0	7.9	8.0	7.4	7.6	7.8	8.0
pH high	≤9.5	8.1	8.1	8.2	8.1	8.2	8.2	8.1	8.2	8.2	8.0	8.2	8.2
Flow (m ³ /month)	—	43 035	19 017	25 879	28 039	108 264	175 828	129 148	119 521	128 994	138 200	78 529	61 527
Rainbow Trout	Pass	1	1	NMR	1	NMR	NMR	1	NMR	NMR	NMR	NMR	1
Acute Lethality Test	Fail	-	-	-	-	-	-	-	-	-	-	-	-
<i>Daphnia magna</i>	Pass	1	1	NMR	1	NMR	NMR	1	NMR	NMR	NMR	NMR	1
Monitoring Test	Fail	-	-	-	-	-	-	-	-	-	-	-	-
Comments:													
Notes: ND: No Deposit NMR: No Measurement Required Pass: ≤50% Mortality Fail: >50% Mortality Highlighted data indicate that a monthly effluent quality standard was exceeded for that month. A "Pass" for the <i>Daphnia magna</i> monitoring test is not a requirement.													

Metal Mining Effluent Regulations (MMER) 2009 Effluent Compliance

Mine/Mill Name	Cantung Mine												
Operator Name	North American Tungsten Corporation Ltd.												
Product(s)	Tungsten												
Address	P.O. Box 848, Watson Lake, Yukon Y0A 1C0												
Effluent Discharge Point	Polishing Pond Four												
Parameters	Limits	Jan.	Feb.	March	April	May	June	July	Aug.	Sept.	Oct.	Nov.	Dec.
As (mg/L)	0.5	0.0003	0.0003	0.0003	0.0003	0.0003	0.0003	0.0014	0.0003	0.0003	0.0003	0.0003	0.0002
Cu (mg/L)	0.3	0.0009	0.0007	0.0005	0.0011	0.0008	0.0001	0.0001	0.0004	0.0009	0.0004	0.0006	0.0004
CN (mg/L)	1.0	NMR	NMR	NMR	NMR	NMR	NMR	NMR	NMR	NMR	0.0025	NMR	NMR
Pb (mg/L)	0.2	0.0002	0.0001	0.0001	0.0001	0.0001	0.0001	0.0001	0.0001	0.0001	0.0001	0.0001	0.0001
Ni (mg/L)	0.5	0.0083	0.0070	0.0078	0.0083	0.0086	0.0092	0.0088	0.0089	0.0080	0.0081	0.0079	0.0066
Zn (mg/L)	0.5	0.0149	0.0132	0.0137	0.0130	0.0129	0.0113	0.0133	0.0129	0.0132	0.0124	0.0152	0.0126
TSS (mg/L)	15	4.35	3.85	5.76	3.00	3.06	3.00	3.00	3.20	3.00	3.00	3.42	3.23
Ra-226 (Bq/L)	0.37	0.0090	NMR	NMR	0.0200	0.0200	NMR	0.0025	NMR	NMR	0.0090	NMR	NMR
pH low	≥6.0	7.8	8.0	7.9	7.8	7.8	7.8	7.5	7.9	7.3	7.4	7.7	7.9
pH high	≤9.5	8.1	8.1	8.3	8.1	8.1	8.1	7.9	8.1	8.0	7.9	8.2	8.2
Flow (m ³ /month)	—	143 146	129 419	151 292	139 083	158 356	178 507	195 940	182 549	199 673	140 672	26 484	34 185
Rainbow Trout	Pass	1	1	1	1	1	1	1	1	1	1	1	1
Acute Lethality Test	Fail	-	-	-	-	-	-	-	-	-	-	-	-
Daphnia magna	Pass	1	1	1	1	1	1	1	1	1	1	1	1
Monitoring Test	Fail	-	-	-	-	-	-	-	-	-	-	-	-
Comments:													
Notes: ND: No Deposit Highlighted data indicate that a monthly effluent quality standard was exceeded for that month. A "Pass" for the <i>Daphnia magna</i> monitoring test is not a requirement.													
NMR: No Measurement Required Pass: ≤50% Mortality Fail: >50% Mortality													

Metal Mining Effluent Regulations (MMER) 2009 Effluent Compliance

Mine/Mill Name	Caribou Mine – Mill												
Operator Name	Blue Note Mining Inc. – Blue Note Caribou Mines Inc.												
Product(s)	Zinc-Lead-Silver-Copper-Gold												
Address	9361 Route 180, P.O. Box 26, Bathurst, New Brunswick E2A 3Z1												
Effluent Discharge Point	Polishing Pond Effluent												
Parameters	Limits	Jan.	Feb.	March	April	May	June	July	Aug.	Sep.	Oct.	Nov.	Dec.
As (mg/L)	0.5	-	-	-	-	-	-	-	-	-	-	-	-
Cu (mg/L)	0.3	-	-	-	-	-	-	-	-	-	-	-	-
CN (mg/L)	1.0	-	-	-	-	-	-	-	-	-	-	-	-
Pb (mg/L)	0.2	-	-	-	-	-	-	-	-	-	-	-	-
Ni (mg/L)	0.5	-	-	-	-	-	-	-	-	-	-	-	-
Zn (mg/L)	0.5	-	-	-	-	-	-	-	-	-	-	-	-
TSS (mg/L)	15	-	-	-	-	-	-	-	-	-	-	-	-
Ra-226 (Bq/L)	0.37	-	-	-	-	-	-	-	-	-	-	-	-
pH low	≥6.0	-	-	-	-	-	-	-	-	-	-	-	-
pH high	≤9.5	-	-	-	-	-	-	-	-	-	-	-	-
Flow (m ³ /month)	—	-	-	-	-	-	-	-	-	-	-	-	-
Rainbow Trout	Pass	-	-	-	-	-	-	-	-	-	-	-	-
Acute Lethality Test	Fail	-	-	-	-	-	-	-	-	-	-	-	-
<i>Daphnia magna</i>	Pass	-	-	-	-	-	-	-	-	-	-	-	-
Monitoring Test	Fail	-	-	-	-	-	-	-	-	-	-	-	-
Comments:	Blue Note Caribou Mines Inc. – Caribou Mine – Mill – filed for creditor protection in February 2009 and then for bankruptcy protection in July 2009. The company did not provide any data in 2009.												
Notes: ND: No Deposit Highlighted data indicate that a monthly effluent quality standard was exceeded for that month. A “Pass” for the <i>Daphnia magna</i> monitoring test is not a requirement.	NMR: No Measurement Required Pass: ≤50% Mortality Fail: >50% Mortality												

Metal Mining Effluent Regulations (MMER) 2009 Effluent Compliance

Mine/Mill Name	Casa Berardi (Mine)												
Operator Name	Mines Aurizon Ltée												
Product(s)	Gold												
Address	659 2nd Street East, La Sarre, Quebec J9Z 2Y9												
Effluent Discharge Point	Final Effluent – Point A												
Parameters	Limits	Jan.	Feb.	March	April	May	June	July	Aug.	Sep.	Oct.	Nov.	Dec.
As (mg/L)	0.5	ND	ND	ND	ND	ND	0.4456	0.3178	0.0866	0.1658	ND	0.1435	ND
Cu (mg/L)	0.3	ND	ND	ND	ND	ND	0.0325	0.0251	0.0249	0.0148	ND	0.0181	ND
CN (mg/L)	1.0	ND	ND	ND	ND	ND	0.0235	0.0143	0.0213	0.0213	ND	0.0162	ND
Pb (mg/L)	0.2	ND	ND	ND	ND	ND	0.0008	0.0010	0.0004	0.0003	ND	0.0013	ND
Ni (mg/L)	0.5	ND	ND	ND	ND	ND	0.0056	0.0094	0.0134	0.0118	ND	0.0144	ND
Zn (mg/L)	0.5	ND	ND	ND	ND	ND	0.0035	0.0019	0.0130	0.0005	ND	0.0033	ND
TSS (mg/L)	15	ND	ND	ND	ND	ND	2.13	2.42	3.00	2.67	ND	2.63	ND
Ra-226 (Bq/L)	0.37	ND	ND	ND	ND	ND	0.0035	0.0022	0.0013	0.0017	ND	0.0016	ND
pH low	≥6.0	ND	ND	ND	ND	ND	7.2	6.9	7.1	7.5	ND	7.7	ND
pH high	≤9.5	ND	ND	ND	ND	ND	7.6	7.3	7.6	7.7	ND	7.9	ND
Flow (m ³ /month)	—	ND	ND	ND	ND	ND	502 716	453 538	182 192	84 247	ND	428 026	ND
Rainbow Trout	Pass	ND	ND	ND	ND	ND	1	2	1	1	ND	1	ND
Acute Lethality Test	Fail	-	-	-	-	-	-	-	-	-	-	-	-
<i>Daphnia magna</i>	Pass	ND	ND	ND	ND	ND	1	2	1	1	ND	1	ND
Monitoring Test	Fail	-	-	-	-	-	-	-	-	-	-	-	-
Comments:													
Notes: ND: No Deposit NMR: No Measurement Required Pass: ≤50% Mortality Fail: >50% Mortality Highlighted data indicate that a monthly effluent quality standard was exceeded for that month. A "Pass" for the <i>Daphnia magna</i> monitoring test is not a requirement.													

Metal Mining Effluent Regulations (MMER) 2009 Effluent Compliance

Mine/Mill Name	Chisel North Mine												
Operator Name	Hudson Bay Mining and Smelting Co. Ltd.												
Product(s)	Zinc												
Address	P.O. Box 130, Snow Lake, Manitoba R0B 1M0												
Effluent Discharge Point	Chisel North Mine Discharge												
Parameters	Limits	Jan.	Feb.	March	April	May	June	July	Aug.	Sept.	Oct.	Nov.	Dec.
As (mg/L)	0.5	0.0003	0.0004	0.0003	0.0005	0.0003	0.0003	0.0009	0.0003	0.0003	0.0003	0.0005	0.0003
Cu (mg/L)	0.3	0.0043	0.0056	0.0030	0.0032	0.0060	0.0044	0.0084	0.0065	0.0059	0.0091	0.0075	0.0068
CN (mg/L)	1.0	NMR	NMR	NMR	NMR	NMR	NMR	NMR	NMR	NMR	NMR	NMR	NMR
Pb (mg/L)	0.2	0.0039	0.0055	0.0072	0.0083	0.0053	0.0082	0.0040	0.0060	0.0048	0.0039	0.0040	0.0040
Ni (mg/L)	0.5	0.0095	0.0090	0.0084	0.0093	0.0098	0.0088	0.0083	0.0113	0.0228	0.0108	0.0068	0.0066
Zn (mg/L)	0.5	0.2849	0.2568	0.1870	0.1949	0.1798	0.2074	0.1647	0.2023	0.2029	0.2809	0.2592	0.2348
TSS (mg/L)	15	2.15	1.38	1.81	1.45	2.53	1.67	1.58	1.29	1.92	2.10	2.06	1.93
Ra-226 (Bq/L)	0.37	0.0225	0.0375	0.0420	0.0675	0.0525	0.0420	0.0300	0.0325	0.0380	0.0165	0.0131	0.0220
pH low	≥6.0	7.6	8.0	8.0	7.3	7.1	7.7	8.3	8.4	8.2	8.3	7.8	6.5
pH high	≤9.5	8.6	8.7	8.3	8.2	8.1	8.7	8.8	8.8	8.6	8.6	8.9	8.3
Flow (m ³ /month)	—	192 535	159 634	235 823	205 858	208 228	233 958	182 188	222 806	195 356	133 554	124 286	165 062
Rainbow Trout	Pass	1	NMR	NMR	NMR	1	NMR	NMR	1	NMR	1	NMR	NMR
Acute Lethality Test	Fail	-	-	-	-	-	-	-	-	-	-	-	-
<i>Daphnia magna</i>	Pass	1	NMR	NMR	NMR	1	NMR	NMR	1	NMR	1	NMR	NMR
Monitoring Test	Fail	-	-	-	-	-	-	-	-	-	-	-	-
Comments:													
Notes: ND: No Deposit													
NMR: No Measurement Required													
Highlighted data indicate that a monthly effluent quality standard was exceeded for that month.													
A "Pass" for the <i>Daphnia magna</i> monitoring test is not a requirement.													
Pass: ≤50% Mortality													
Fail: >50% Mortality													

Metal Mining Effluent Regulations (MMER) 2009 Effluent Compliance

Mine/Mill Name	Cigar Lake Project												
Operator Name	Cameco Corporation												
Product(s)	Uranium												
Address	2121-11th Street West, Saskatoon, Saskatchewan S7M 1J3												
Effluent Discharge Point	Station 2.2												
Parameters	Limits	Jan.	Feb.	March	April	May	June	July	Aug.	Sep.	Oct.	Nov.	Dec.
As (mg/L)	0.5	ND	0.0003	0.0003	0.0002	0.0004	0.0007	0.0009	0.0007	0.0007	0.0007	0.0005	0.0011
Cu (mg/L)	0.3	ND	0.0014	0.0017	0.0019	0.0017	0.0027	0.0031	0.0028	0.0012	0.0011	0.0014	0.0011
CN (mg/L)	1.0	ND	NMR	NMR	NMR	NMR	NMR	NMR	NMR	NMR	NMR	NMR	NMR
Pb (mg/L)	0.2	ND	0.0001	0.0001	0.0002	0.0002	0.0001	0.0002	0.0003	0.0002	0.0002	0.0003	0.0001
Ni (mg/L)	0.5	ND	0.0035	0.0030	0.0039	0.0037	0.0027	0.0039	0.0039	0.0035	0.0034	0.0030	0.0026
Zn (mg/L)	0.5	ND	0.1005	0.0753	0.1343	0.0313	0.0289	0.0283	0.0235	0.0213	0.0278	0.0273	0.0207
TSS (mg/L)	15	ND	1.75	0.50	1.50	0.87	0.73	1.47	3.09	1.50	1.25	1.46	2.56
Ra-226 (Bq/L)	0.37	ND	0.0025	0.0033	0.0043	0.0040	0.0036	0.0034	0.0038	0.0025	0.0049	0.0044	0.0032
pH low	≥6.0	ND	7.2	7.6	7.2	6.9	7.1	6.7	6.6	7.3	7.2	7.0	6.8
pH high	≤9.5	ND	7.6	7.6	7.5	7.6	7.5	7.7	7.6	7.6	7.3	7.2	7.3
Flow (m ³ /month)	—	ND	5 790	5 347	7 894	30 997	44 740	49 602	34 056	9 295	13 897	43 335	61 697
Rainbow Trout	Pass	ND	1	NMR	NMR	1	NMR	1	1	NMR	1	NMR	NMR
Acute Lethality Test	Fail	-	-	-	-	-	-	-	-	-	-	-	-
<i>Daphnia magna</i>	Pass	ND	1	NMR	NMR	1	NMR	1	1	NMR	1	NMR	NMR
Monitoring Test	Fail	-	-	-	-	-	-	-	-	-	-	-	-
Comments:													
Notes: ND: No Deposit NMR: No Measurement Required Pass: ≤50% Mortality Fail: >50% Mortality Highlighted data indicate that a monthly effluent quality standard was exceeded for that month. A "Pass" for the <i>Daphnia magna</i> monitoring test is not a requirement.													

Metal Mining Effluent Regulations (MMER) 2009 Effluent Compliance

Mine/Mill Name	Clavos Mine												
Operator Name	St Andrew Goldfields Ltd.												
Product(s)	Gold												
Address	Finn Road, German Township, Ontario P0K 1N0												
Effluent Discharge Point	Clavos Mine Drainage Area												
Parameters	Limits	Jan.	Feb.	March	April	May	June	July	Aug.	Sep.	Oct.	Nov.	Dec.
As (mg/L)	0.5	ND	ND	ND	ND	ND	ND	ND	ND	ND	ND	ND	ND
Cu (mg/L)	0.3	ND	ND	ND	ND	ND	ND	ND	ND	ND	ND	ND	ND
CN (mg/L)	1.0	ND	ND	ND	ND	ND	ND	ND	ND	ND	ND	ND	ND
Pb (mg/L)	0.2	ND	ND	ND	ND	ND	ND	ND	ND	ND	ND	ND	ND
Ni (mg/L)	0.5	ND	ND	ND	ND	ND	ND	ND	ND	ND	ND	ND	ND
Zn (mg/L)	0.5	ND	ND	ND	ND	ND	ND	ND	ND	ND	ND	ND	ND
TSS (mg/L)	15	ND	ND	ND	ND	ND	ND	ND	ND	ND	ND	ND	ND
Ra-226 (Bq/L)	0.37	ND	ND	ND	ND	ND	ND	ND	ND	ND	ND	ND	ND
pH low	≥6.0	ND	ND	ND	ND	ND	ND	ND	ND	ND	ND	ND	ND
pH high	≤9.5	ND	ND	ND	ND	ND	ND	ND	ND	ND	ND	ND	ND
Flow (m ³ /month)	—	ND	ND	ND	ND	ND	ND	ND	ND	ND	ND	ND	ND
Rainbow Trout	Pass	ND	ND	ND	ND	ND	ND	ND	ND	ND	ND	ND	ND
Acute Lethality Test	Fail	-	-	-	-	-	-	-	-	-	-	-	-
<i>Daphnia magna</i>	Pass	ND	ND	ND	ND	ND	ND	ND	ND	ND	ND	ND	ND
Monitoring Test	Fail	-	-	-	-	-	-	-	-	-	-	-	-
Comments:													
Notes: ND: No Deposit NMR: No Measurement Required Pass: ≤50% Mortality Fail: >50% Mortality Highlighted data indicate that a monthly effluent quality standard was exceeded for that month. A "Pass" for the <i>Daphnia magna</i> monitoring test is not a requirement.													

Metal Mining Effluent Regulations (MMER) 2009 Effluent Compliance

Mine/Mill Name	Clavos Mine												
Operator Name	St Andrew Goldfields Ltd.												
Product(s)	Gold												
Address	Finn Road, German Township, Ontario P0K 1N0												
Effluent Discharge Point	Sediment Pond												
Parameters	Limits	Jan.	Feb.	March	April	May	June	July	Aug.	Sep.	Oct.	Nov.	Dec.
As (mg/L)	0.5	ND	ND	ND	ND	ND	ND	ND	ND	ND	ND	ND	ND
Cu (mg/L)	0.3	ND	ND	ND	ND	ND	ND	ND	ND	ND	ND	ND	ND
CN (mg/L)	1.0	ND	ND	ND	ND	ND	ND	ND	ND	ND	ND	ND	ND
Pb (mg/L)	0.2	ND	ND	ND	ND	ND	ND	ND	ND	ND	ND	ND	ND
Ni (mg/L)	0.5	ND	ND	ND	ND	ND	ND	ND	ND	ND	ND	ND	ND
Zn (mg/L)	0.5	ND	ND	ND	ND	ND	ND	ND	ND	ND	ND	ND	ND
TSS (mg/L)	15	ND	ND	ND	ND	ND	ND	ND	ND	ND	ND	ND	ND
Ra-226 (Bq/L)	0.37	ND	ND	ND	ND	ND	ND	ND	ND	ND	ND	ND	ND
pH low	≥6.0	ND	ND	ND	ND	ND	ND	ND	ND	ND	ND	ND	ND
pH high	≤9.5	ND	ND	ND	ND	ND	ND	ND	ND	ND	ND	ND	ND
Flow (m ³ /month)	—	ND	ND	ND	ND	ND	ND	ND	ND	ND	ND	ND	ND
Rainbow Trout	Pass	ND	ND	ND	ND	ND	ND	ND	ND	ND	ND	ND	ND
Acute Lethality Test	Fail	-	-	-	-	-	-	-	-	-	-	-	-
<i>Daphnia magna</i>	Pass	ND	ND	ND	ND	ND	ND	ND	ND	ND	ND	ND	ND
Monitoring Test	Fail	-	-	-	-	-	-	-	-	-	-	-	-
Comments:													
Notes: ND: No Deposit NMR: No Measurement Required Pass: ≤50% Mortality Fail: >50% Mortality Highlighted data indicate that a monthly effluent quality standard was exceeded for that month. A "Pass" for the <i>Daphnia magna</i> monitoring test is not a requirement.													

Metal Mining Effluent Regulations (MMER) 2009 Effluent Compliance

Mine/Mill Name	Complexe métallurgique Sorel-Tracy												
Operator Name	QIT-Fer et Titane Inc.												
Product(s)	Iron-Titanium												
Address	1625 Marie-Victorin Road, Sorel-Tracy, Quebec J3R 1M6												
Effluent Discharge Point	Final Effluent QIT (Point 1.4)												
Parameters	Limits	Jan.	Feb.	March	April	May	June	July	Aug.	Sep.	Oct.	Nov.	Dec.
As (mg/L)	0.5	0.0009	0.0005	0.0024	0.0023	0.0005	0.0007	0.0009	0.0005	0.0136	0.0076	0.0023	0.0014
Cu (mg/L)	0.3	0.0300	0.0293	0.0348	0.0310	0.0088	0.0125	0.0095	0.0038	0.0161	0.0129	0.0225	0.0174
CN (mg/L)	1.0	NMR	NMR	NMR	NMR	NMR	NMR	NMR	NMR	NMR	NMR	NMR	NMR
Pb (mg/L)	0.2	0.0060	0.0035	0.0016	0.0025	0.0020	0.0028	0.0050	0.0010	0.0156	0.0126	0.0572	0.0198
Ni (mg/L)	0.5	0.0380	0.0410	0.0486	0.0275	0.0120	0.0175	0.0077	0.0014	0.0088	0.0165	0.0278	0.0224
Zn (mg/L)	0.5	0.2100	0.1450	0.1026	0.0923	0.0483	0.0335	0.0323	0.0069	0.0743	0.1048	0.3200	0.1670
TSS (mg/L)	15	64.24	54.95	54.40	67.83	57.25	46.03	57.18	25.28	31.85	38.80	78.45	44.32
Ra-226 (Bq/L)	0.37	0.0042	0.0023	0.0032	0.0050	0.0089	0.0040	0.0055	0.0053	0.0028	0.0069	0.0058	0.0123
pH low	≥6.0	7.6	7.6	7.3	7.8	8.0	8.1	7.9	8.0	7.4	7.8	7.7	6.6
pH high	≤9.5	7.8	7.8	7.9	8.0	8.2	8.3	8.4	8.8	8.3	8.0	7.8	7.8
Flow (m ³ /month)	—	7 831 158	4 267 900	4 749 355	4 856 573	4 934 696	4 745 183	3 693 109	3 532 597	4 415 269	4 751 689	4 875 987	5 174 340
Rainbow Trout	Pass	1	1	1	1	1	1	1	1	1	2	1	1
Acute Lethality Test	Fail	-	-	-	-	-	-	-	-	-	-	-	1
<i>Daphnia magna</i>	Pass	1	1	1	1	1	1	1	1	1	2	1	2
Monitoring Test	Fail	-	-	-	-	-	-	-	-	-	-	-	-
Comments:													
Notes: ND: No Deposit													
NMR: No Measurement Required													
Highlighted data indicate that a monthly effluent quality standard was exceeded for that month.													
A "Pass" for the <i>Daphnia magna</i> monitoring test is not a requirement.													
Pass: ≤50% Mortality													
Fail: >50% Mortality													

Metal Mining Effluent Regulations (MMER) 2009 Effluent Compliance

Mine/Mill Name	Con Mine												
Operator Name	Miramar Mining Corporation / Miramar Northern Mining Ltd.												
Product(s)	Gold												
Address	75 Con Road, Yellowknife, Northwest Territories X1A 2M1												
Effluent Discharge Point	Surveillance Network Program – Station 40-1												
Parameters	Limits	Jan.	Feb.	March	April	May	June	July	Aug.	Sept.	Oct.	Nov.	Dec.
As (mg/L)	0.5	ND	ND	ND	ND	ND	ND	ND	ND	ND	ND	ND	ND
Cu (mg/L)	0.3	ND	ND	ND	ND	ND	ND	ND	ND	ND	ND	ND	ND
CN (mg/L)	1.0	ND	ND	ND	ND	ND	ND	ND	ND	ND	ND	ND	ND
Pb (mg/L)	0.2	ND	ND	ND	ND	ND	ND	ND	ND	ND	ND	ND	ND
Ni (mg/L)	0.5	ND	ND	ND	ND	ND	ND	ND	ND	ND	ND	ND	ND
Zn (mg/L)	0.5	ND	ND	ND	ND	ND	ND	ND	ND	ND	ND	ND	ND
TSS (mg/L)	15	ND	ND	ND	ND	ND	ND	ND	ND	ND	ND	ND	ND
Ra-226 (Bq/L)	0.37	ND	ND	ND	ND	ND	ND	ND	ND	ND	ND	ND	ND
pH low	≥6.0	ND	ND	ND	ND	ND	ND	ND	ND	ND	ND	ND	ND
pH high	≤9.5	ND	ND	ND	ND	ND	ND	ND	ND	ND	ND	ND	ND
Flow (m ³ /month)	—	ND	ND	ND	ND	ND	ND	ND	ND	ND	ND	ND	ND
Rainbow Trout	Pass	ND	ND	ND	ND	ND	ND	ND	ND	ND	ND	ND	ND
Acute Lethality Test	Fail	-	-	-	-	-	-	-	-	-	-	-	-
<i>Daphnia magna</i>	Pass	ND	ND	ND	ND	ND	ND	ND	ND	ND	ND	ND	ND
Monitoring Test	Fail	-	-	-	-	-	-	-	-	-	-	-	-
Comments:	As of December 21, 2007, the ownership of Con Mine has been transferred from Miramar Mining Corporation to Newmont Mining Corporation under Miramar Northern Mining Ltd.												
Notes:	ND: No Deposit NMR: No Measurement Required Highlighted data indicate that a monthly effluent quality standard was exceeded for that month. A "Pass" for the <i>Daphnia magna</i> monitoring test is not a requirement.												
	Pass: ≤50% Mortality Fail: >50% Mortality												

Metal Mining Effluent Regulations (MMER) 2009 Effluent Compliance

Mine/Mill Name	Copper Cliff Complex												
Operator Name	Vale Inco Ltd.												
Product(s)	Nickel-Copper-Cobalt-Platinum												
Address	155 Balsam Street, Copper Cliff, Ontario P0M 1N0												
Effluent Discharge Point	Copper Cliff Wastewater Treatment Plant												
Parameters	Limits	Jan.	Feb.	March	April	May	June	July	Aug.	Sep.	Oct.	Nov.	Dec.
As (mg/L)	0.5	0.0010	0.0010	0.0018	0.0010	0.0010	0.0010	0.0010	0.0010	0.0010	0.0010	0.0010	0.0010
Cu (mg/L)	0.3	0.2868	0.2253	0.2340	0.2210	0.1798	0.2015	0.0752	0.0240	0.0285	0.0238	0.0328	0.0180
CN (mg/L)	1.0	0.0010	0.0010	0.0010	0.0012	0.0010	0.0010	0.0010	0.0010	0.0010	0.0010	0.0010	0.0010
Pb (mg/L)	0.2	0.0150	0.0150	0.0150	0.0150	0.0150	0.0150	0.0063	0.0150	0.0150	0.0150	0.0150	0.0150
Ni (mg/L)	0.5	0.2895	0.3560	0.3178	0.1986	0.1170	0.0805	0.0881	0.0340	0.0460	0.1203	0.0990	0.2250
Zn (mg/L)	0.5	0.0103	0.0050	0.0095	0.0068	0.0050	0.0050	0.0051	0.0050	0.0050	0.0050	0.0068	0.0050
TSS (mg/L)	15	2.95	2.40	4.20	1.36	1.24	1.00	0.75	1.00	1.00	1.92	1.28	1.96
Ra-226 (Bq/L)	0.37	0.0070	NMR	NMR	0.0070	NMR	NMR	0.0200	NMR	NMR	0.0110	NMR	NMR
pH low	≥6.0	6.1	6.4	6.9	6.4	5.8	8.2	7.4	8.1	8.2	6.7	5.9	6.9
pH high	≤9.5	8.4	8.7	8.5	9.1	8.5	8.9	8.9	9.0	8.5	8.9	9.6	8.6
Flow (m ³ /month)	—	5 163 772	4 783 562	4 912 772	5 017 987	5 450 656	5 174 077	4 496 278	4 674 929	1 470 550	2 104 207	4 155 275	4 238 072
Rainbow Trout	Pass	1	NMR	NMR	1	NMR	NMR	1	NMR	NMR	1	NMR	NMR
Acute Lethality Test	Fail	-	-	-	-	-	-	-	-	-	-	-	-
<i>Daphnia magna</i>	Pass	1	NMR	NMR	1	NMR	NMR	1	NMR	NMR	1	NMR	NMR
Monitoring Test	Fail	-	-	-	-	-	-	-	-	-	-	-	-
Comments:													
Notes: ND: No Deposit Highlighted data indicate that a monthly effluent quality standard was exceeded for that month. A "Pass" for the <i>Daphnia magna</i> monitoring test is not a requirement.													
NMR: No Measurement Required Pass: ≤50% Mortality Fail: >50% Mortality													

Metal Mining Effluent Regulations (MMER) 2009 Effluent Compliance

Mine/Mill Name	Copper Cliff Complex												
Operator Name	Vale Inco Ltd.												
Product(s)	Nickel-Copper-Cobalt-Platinum												
Address	155 Balsam Street, Copper Cliff, Ontario P0M 1N0												
Effluent Discharge Point	Nolin Creek Spillway												
Parameters	Limits	Jan.	Feb.	March	April	May	June	July	Aug.	Sep.	Oct.	Nov.	Dec.
As (mg/L)	0.5	ND	ND	ND	0.0013	ND	ND	0.0027	ND	ND	ND	ND	ND
Cu (mg/L)	0.3	ND	ND	ND	4.1740	ND	ND	0.1930	ND	ND	ND	ND	ND
CN (mg/L)	1.0	ND	ND	ND	NMR	ND	ND	NMR	ND	ND	ND	ND	ND
Pb (mg/L)	0.2	ND	ND	ND	0.0031	ND	ND	0.0182	ND	ND	ND	ND	ND
Ni (mg/L)	0.5	ND	ND	ND	14.6690	ND	ND	0.7550	ND	ND	ND	ND	ND
Zn (mg/L)	0.5	ND	ND	ND	0.3075	ND	ND	0.0231	ND	ND	ND	ND	ND
TSS (mg/L)	15	ND	ND	ND	37.14	ND	ND	57.80	ND	ND	ND	ND	ND
Ra-226 (Bq/L)	0.37	ND	ND	ND	0.0030	ND	ND	0.0050	ND	ND	ND	ND	ND
pH low	≥6.0	ND	ND	ND	4.3	ND	ND	7.3	ND	ND	ND	ND	ND
pH high	≤9.5	ND	ND	ND	5.2	ND	ND	7.3	ND	ND	ND	ND	ND
Flow (m ³ /month)	—	ND	ND	ND	229 192	ND	ND	221	ND	ND	ND	ND	ND
Rainbow Trout	Pass	ND	ND	ND	-	ND	ND	-	ND	ND	ND	ND	ND
Acute Lethality Test	Fail	-	-	-	1	-	-	-	-	-	-	-	-
<i>Daphnia magna</i>	Pass	ND	ND	ND	-	ND	ND	-	ND	ND	ND	ND	ND
Monitoring Test	Fail	-	-	-	1	-	-	-	-	-	-	-	-
Comments:	No toxicity test results were provided for July. The mine reported discharge of effluent during less than an hour in July.												
Notes:	ND: No Deposit NMR: No Measurement Required Highlighted data indicate that a monthly effluent quality standard was exceeded for that month. A "Pass" for the <i>Daphnia magna</i> monitoring test is not a requirement.												
	Pass: ≤50% Mortality Fail: >50% Mortality												

Metal Mining Effluent Regulations (MMER) 2009 Effluent Compliance

Mine/Mill Name	Copper Cliff Complex												
Operator Name	Vale Inco Ltd.												
Product(s)	Nickel-Copper-Cobalt-Platinum												
Address	155 Balsam Street, Copper Cliff, Ontario P0M 1N0												
Effluent Discharge Point	Nolin Creek Wastewater Treatment Plant												
Parameters	Limits	Jan.	Feb.	March	April	May	June	July	Aug.	Sep.	Oct.	Nov.	Dec.
As (mg/L)	0.5	0.0010	0.0010	0.0010	0.0010	0.0010	0.0010	0.0007	0.0010	0.0010	0.0010	0.0010	0.0010
Cu (mg/L)	0.3	0.0580	0.0415	0.2026	0.1560	0.0718	0.0563	0.0282	0.0365	0.0533	0.0615	0.0525	0.0488
CN (mg/L)	1.0	NMR	NMR	NMR	NMR	NMR	NMR	NMR	NMR	NMR	NMR	NMR	NMR
Pb (mg/L)	0.2	0.0125	0.0100	0.0150	0.0100	0.0100	0.0100	0.0043	0.0100	0.0100	0.0100	0.0100	0.0100
Ni (mg/L)	0.5	0.2533	0.3280	0.6235	0.3406	0.1673	0.1888	0.1119	0.1343	0.2120	0.2590	0.1985	0.3028
Zn (mg/L)	0.5	0.0036	0.0075	0.0169	0.0069	0.0025	0.0031	0.0035	0.0025	0.0025	0.0039	0.0079	0.0032
TSS (mg/L)	15	1.50	4.05	5.63	1.36	1.63	4.60	1.35	1.00	2.60	1.55	1.85	1.80
Ra-226 (Bq/L)	0.37	0.0140	NMR	NMR	0.0040	NMR	NMR	0.0050	NMR	NMR	0.0070	NMR	NMR
pH low	≥6.0	8.1	7.6	8.0	7.4	8.5	8.8	7.8	7.8	8.0	8.3	8.4	7.5
pH high	≤9.5	8.5	9.1	8.8	8.6	9.0	9.1	8.6	8.5	8.7	8.8	8.7	8.6
Flow (m ³ /month)	—	643 203	565 805	434 093	709 576	723 163	675 879	663 907	696 518	175 104	483 663	609 198	612 976
Rainbow Trout	Pass	1	NMR	NMR	1	NMR	NMR	1	NMR	NMR	1	NMR	NMR
Acute Lethality Test	Fail	-	-	-	-	-	-	-	-	-	-	-	-
<i>Daphnia magna</i>	Pass	1	NMR	NMR	1	NMR	NMR	1	NMR	NMR	1	NMR	NMR
Monitoring Test	Fail	-	-	-	-	-	-	-	-	-	-	-	-

Comments:

Notes: ND: No Deposit
 Highlighted data indicate that a monthly effluent quality standard was exceeded for that month.
 A "Pass" for the *Daphnia magna* monitoring test is not a requirement.

NMR: No Measurement Required Pass: ≤50% Mortality Fail: >50% Mortality

Metal Mining Effluent Regulations (MMER) 2009 Effluent Compliance

Mine/Mill Name	Copper Rand (Mine)												
Operator Name	Ressources Campbell Inc.												
Product(s)	Copper-Gold-Silver												
Address	P.O. Box 400, Chibougamau, Quebec G8P 2X8												
Effluent Discharge Point	Final Discharge Point 2.1c												
Parameters	Limits	Jan.	Feb.	March	April	May	June	July	Aug.	Sep.	Oct.	Nov.	Dec.
As (mg/L)	0.5	0.0011	NMR	NMR	NMR	NMR	0.0038	NMR	NMR	0.0010	0.0009	NMR	NMR
Cu (mg/L)	0.3	0.0193	0.0333	0.0162	0.0110	0.0110	0.0090	0.0075	0.0055	0.0060	0.0040	0.0056	0.0062
CN (mg/L)	1.0	0.0050	NMR	NMR	NMR	NMR	0.0025	NMR	NMR	0.0120	0.0100	NMR	NMR
Pb (mg/L)	0.2	0.0077	NMR	NMR	NMR	NMR	0.0003	NMR	NMR	0.0003	0.0003	NMR	NMR
Ni (mg/L)	0.5	0.0141	NMR	NMR	NMR	NMR	0.0128	NMR	NMR	0.0070	0.0071	NMR	NMR
Zn (mg/L)	0.5	0.0020	NMR	NMR	NMR	NMR	0.0005	NMR	NMR	0.0005	0.0005	NMR	NMR
TSS (mg/L)	15	2.25	1.25	2.00	3.00	4.50	3.00	1.17	1.38	0.80	1.25	1.50	1.10
Ra-226 (Bq/L)	0.37	0.0035	0.0070	0.0080	0.0223	0.0085	0.0054	0.0057	0.0058	0.0055	NMR	NMR	0.0040
pH low	≥6.0	7.7	7.7	7.1	7.5	7.5	7.4	7.8	7.8	7.2	7.8	7.9	7.7
pH high	≤9.5	7.9	7.8	7.8	7.7	7.8	7.8	7.9	7.9	7.9	8.0	8.0	8.0
Flow (m ³ /month)	—	167 540	132 363	11 780	74 940	222 836	48 726	2 900	2 958	3 564	3 348	15 120	13 578
Rainbow Trout	Pass	1	NMR	NMR	NMR	NMR	1	NMR	NMR	1	1	NMR	NMR
Acute Lethality Test	Fail	-	-	-	-	-	-	-	-	-	-	-	-
<i>Daphnia magna</i>	Pass	1	NMR	NMR	NMR	NMR	2	NMR	NMR	1	1	NMR	NMR
Monitoring Test	Fail	-	-	-	-	-	-	-	-	-	-	-	-
Comments:													
Notes: ND: No Deposit NMR: No Measurement Required Pass: ≤50% Mortality Fail: >50% Mortality Highlighted data indicate that a monthly effluent quality standard was exceeded for that month. A "Pass" for the <i>Daphnia magna</i> monitoring test is not a requirement.													

Metal Mining Effluent Regulations (MMER) 2009 Effluent Compliance

Mine/Mill Name	Croinor (Mine)												
Operator Name	Ressources X-Ore Inc.												
Product(s)	Gold												
Address	1745 Sullivan Road, Suite 200, Val-d'Or, Quebec J9P 1M8												
Effluent Discharge Point	Final Effluent												
Parameters	Limits	Jan.	Feb.	March	April	May	June	July	Aug.	Sep.	Oct.	Nov.	Dec.
As (mg/L)	0.5	-	-	-	-	-	-	-	-	-	-	-	-
Cu (mg/L)	0.3	-	-	-	-	-	-	-	-	-	-	-	-
CN (mg/L)	1.0	-	-	-	-	-	-	-	-	-	-	-	-
Pb (mg/L)	0.2	-	-	-	-	-	-	-	-	-	-	-	-
Ni (mg/L)	0.5	-	-	-	-	-	-	-	-	-	-	-	-
Zn (mg/L)	0.5	-	-	-	-	-	-	-	-	-	-	-	-
TSS (mg/L)	15	-	-	-	-	-	-	-	-	-	-	-	-
Ra-226 (Bq/L)	0.37	-	-	-	-	-	-	-	-	-	-	-	-
pH low	≥6.0	-	-	-	-	-	-	-	-	-	-	-	-
pH high	≤9.5	-	-	-	-	-	-	-	-	-	-	-	-
Flow (m ³ /month)	—	-	-	-	-	-	-	-	-	-	-	-	-
Rainbow Trout	Pass	-	-	-	-	-	-	-	-	-	-	-	-
Acute Lethality Test	Fail	-	-	-	-	-	-	-	-	-	-	-	-
<i>Daphnia magna</i>	Pass	-	-	-	-	-	-	-	-	-	-	-	-
Monitoring Test	Fail	-	-	-	-	-	-	-	-	-	-	-	-
Comments:	The mine is not subject to the MMER since January 2009.												
Notes: ND: No Deposit Highlighted data indicate that a monthly effluent quality standard was exceeded for that month. A "Pass" for the <i>Daphnia magna</i> monitoring test is not a requirement.	NMR: No Measurement Required			Pass: ≤50% Mortality			Fail: >50% Mortality						

Metal Mining Effluent Regulations (MMER) 2009 Effluent Compliance

Mine/Mill Name	Doyon												
Operator Name	Gestion IAMGOLD Québec Inc.												
Product(s)	Gold												
Address	P.O. Box 970, Rouyn-Noranda, Quebec J9X 5C8												
Effluent Discharge Point	Pond A Final Effluent (D-203)												
Parameters	Limits	Jan.	Feb.	March	April	May	June	July	Aug.	Sep.	Oct.	Nov.	Dec.
As (mg/L)	0.5	0.0051	NMR	NMR	0.0017	NMR	NMR	0.0049	NMR	NMR	0.0060	NMR	NMR
Cu (mg/L)	0.3	0.0247	0.0061	0.0088	0.0268	0.0071	0.0139	0.0099	0.0111	0.0130	0.0238	0.0537	0.0838
CN (mg/L)	1.0	0.0583	0.0131	0.0180	0.0234	0.0108	0.0302	0.0080	0.0770	0.0408	0.0520	0.0903	0.1366
Pb (mg/L)	0.2	0.0003	NMR	NMR	0.0003	NMR	NMR	0.0003	NMR	NMR	0.0003	NMR	NMR
Ni (mg/L)	0.5	0.0316	0.0259	0.0185	0.0193	0.0300	0.0252	0.0259	0.0321	0.0279	0.0321	0.0267	0.0213
Zn (mg/L)	0.5	0.0005	NMR	NMR	0.0070	NMR	NMR	0.0005	NMR	NMR	0.0070	NMR	NMR
TSS (mg/L)	15	8.50	9.25	7.20	9.50	3.50	3.70	6.33	3.50	5.60	2.00	4.75	6.00
Ra-226 (Bq/L)	0.37	0.0140	NMR	NMR	0.0090	NMR	NMR	0.0180	NMR	NMR	0.0110	NMR	NMR
pH low	≥6.0	7.7	6.8	7.4	7.2	8.4	8.5	7.2	7.0	8.2	7.3	7.6	8.0
pH high	≤9.5	8.3	8.8	8.1	8.2	8.7	8.8	8.5	7.9	8.6	7.6	9.0	8.6
Flow (m ³ /month)	—	459 649	259 647	274 065	523 673	725 013	687 859	277 681	104 323	194 412	320 543	694 706	508 670
Rainbow Trout	Pass	1	NMR	NMR	1	NMR	NMR	1	NMR	NMR	1	NMR	NMR
Acute Lethality Test	Fail	-	-	-	-	-	-	-	-	-	-	-	-
<i>Daphnia magna</i>	Pass	1	NMR	NMR	1	NMR	NMR	1	NMR	NMR	1	NMR	NMR
Monitoring Test	Fail	-	-	-	-	-	-	-	-	-	-	-	-
Comments:													
Notes: ND: No Deposit NMR: No Measurement Required Pass: ≤50% Mortality Fail: >50% Mortality Highlighted data indicate that a monthly effluent quality standard was exceeded for that month. A "Pass" for the <i>Daphnia magna</i> monitoring test is not a requirement.													

Metal Mining Effluent Regulations (MMER) 2009 Effluent Compliance

Mine/Mill Name	Duck Pond Operations												
Operator Name	Teck Cominco Ltd. – Teck Resources Ltd.												
Product(s)	Copper-Zinc-Silver-Gold												
Address	30-32 Route 370, Box 9, Millertown, Newfoundland and Labrador A0H 1V0												
Effluent Discharge Point	Polishing Pond Effluent												
Parameters	Limits	Jan.	Feb.	March	April	May	June	July	Aug.	Sep.	Oct.	Nov.	Dec.
As (mg/L)	0.5	0.0090	ND	0.0040	0.0040	0.0040	0.0040	0.0040	0.0039	0.0040	0.0040	0.0040	0.0050
Cu (mg/L)	0.3	1.3100	ND	0.2480	0.1690	0.0670	0.0747	0.1315	0.1673	0.2317	0.1690	0.1735	0.0850
CN (mg/L)	1.0	0.8490	ND	0.0010	0.0010	0.0010	0.0010	0.0010	0.0010	0.0010	0.0010	0.0010	0.0010
Pb (mg/L)	0.2	0.0025	ND	0.0080	0.0060	0.0043	0.0088	0.0168	0.0218	0.0377	0.0200	0.0265	0.0322
Ni (mg/L)	0.5	0.0050	ND	0.0050	0.0050	0.0050	0.0050	0.0050	0.0038	0.0050	0.0050	0.0050	0.0060
Zn (mg/L)	0.5	0.0500	ND	0.1400	0.0650	0.0550	0.1267	0.1300	0.1863	0.3233	0.2100	0.3200	0.4220
TSS (mg/L)	15	1.00	ND	1.00	1.00	1.00	1.33	1.50	1.67	2.00	1.00	1.50	1.40
Ra-226 (Bq/L)	0.37	-	ND	-	NMR	0.0050	NMR	0.0100	0.0200	NMR	0.0100	NMR	NMR
pH low	≥6.0	8.5	ND	7.2	7.1	7.1	6.8	7.0	7.4	7.2	7.2	7.1	7.4
pH high	≤9.5	8.5	ND	7.2	7.3	7.2	6.9	7.2	7.4	7.5	7.2	7.3	7.7
Flow (m ³ /month)	—	167 594	ND	52 105	168 093	165 590	319 831	270 082	237 450	170 634	147 284	311 206	634 766
Rainbow Trout	Pass	1	ND	1	1	1	1	1	1	1	1	1	1
Acute Lethality Test	Fail	-	-	-	-	-	-	-	-	-	-	-	-
Daphnia magna	Pass	-	ND	1	1	-	-	1	1	1	-	1	1
Monitoring Test	Fail	1	-	-	-	1	1	-	-	-	1	-	-
Comments:	No radium 226 test result was provided for the first quarter. As of May 2009 the company name changed from Teck Cominco Ltd. to Teck Resources Ltd.												
Notes:	ND: No Deposit NMR: No Measurement Required Highlighted data indicate that a monthly effluent quality standard was exceeded for that month. A "Pass" for the <i>Daphnia magna</i> monitoring test is not a requirement.												
	Pass: ≤50% Mortality Fail: >50% Mortality												

Metal Mining Effluent Regulations (MMER) 2009 Effluent Compliance

Mine/Mill Name	Duck Pond Operations												
Operator Name	Teck Cominco Ltd. – Teck Resources Ltd.												
Product(s)	Copper-Zinc-Silver-Gold												
Address	30-32 Route 370, Box 9, Millertown, Newfoundland and Labrador A0H 1V0												
Effluent Discharge Point	Temporary Settling Pond Effluent												
Parameters	Limits	Jan.	Feb.	March	April	May	June	July	Aug.	Sept.	Oct.	Nov.	Dec.
As (mg/L)	0.5	-	-	-	-	-	-	-	-	-	-	-	-
Cu (mg/L)	0.3	-	-	-	-	-	-	-	-	-	-	-	-
CN (mg/L)	1.0	-	-	-	-	-	-	-	-	-	-	-	-
Pb (mg/L)	0.2	-	-	-	-	-	-	-	-	-	-	-	-
Ni (mg/L)	0.5	-	-	-	-	-	-	-	-	-	-	-	-
Zn (mg/L)	0.5	-	-	-	-	-	-	-	-	-	-	-	-
TSS (mg/L)	15	-	-	-	-	-	-	-	-	-	-	-	-
Ra-226 (Bq/L)	0.37	-	-	-	-	-	-	-	-	-	-	-	-
pH low	≥6.0	-	-	-	-	-	-	-	-	-	-	-	-
pH high	≤9.5	-	-	-	-	-	-	-	-	-	-	-	-
Flow (m ³ /month)	—	-	-	-	-	-	-	-	-	-	-	-	-
Rainbow Trout	Pass	-	-	-	-	-	-	-	-	-	-	-	-
Acute Lethality Test	Fail	-	-	-	-	-	-	-	-	-	-	-	-
<i>Daphnia magna</i>	Pass	-	-	-	-	-	-	-	-	-	-	-	-
Monitoring Test	Fail	-	-	-	-	-	-	-	-	-	-	-	-
Comments:	“Temporary Settling Pond Effluent” is no longer used as a final discharge point. As of May 2009 the company name changed from Teck Cominco Ltd. to Teck Resources Ltd.												
Notes: ND: No Deposit	NMR: No Measurement Required			Pass: ≤50% Mortality				Fail: >50% Mortality					
Highlighted data indicate that a monthly effluent quality standard was exceeded for that month.													
A “Pass” for the <i>Daphnia magna</i> monitoring test is not a requirement.													

Metal Mining Effluent Regulations (MMER) 2009 Effluent Compliance

Mine/Mill Name	Eagle River Mill												
Operator Name	Wesdome Gold Mines Ltd.												
Product(s)	Gold												
Address	93 Mission Road, P.O. Box 1520, Wawa, Ontario P0S 1K0												
Effluent Discharge Point	Eagle River Mill												
Parameters	Limits	Jan.	Feb.	March	April	May	June	July	Aug.	Sep.	Oct.	Nov.	Dec.
As (mg/L)	0.5	ND	ND	ND	ND	ND	0.0148	0.0172	0.0156	0.0139	0.0143	0.0113	ND
Cu (mg/L)	0.3	ND	ND	ND	ND	ND	0.3640	0.1516	0.1470	0.1143	0.1596	0.3357	ND
CN (mg/L)	1.0	ND	ND	ND	ND	ND	0.0550	0.0336	0.0593	0.0934	0.0303	0.3243	ND
Pb (mg/L)	0.2	ND	ND	ND	ND	ND	0.0008	0.0012	0.0028	0.0015	0.0006	0.0013	ND
Ni (mg/L)	0.5	ND	ND	ND	ND	ND	0.0736	0.0455	0.0377	0.0285	0.0295	0.0897	ND
Zn (mg/L)	0.5	ND	ND	ND	ND	ND	0.0290	0.0149	0.0141	0.0117	0.0197	0.0433	ND
TSS (mg/L)	15	ND	ND	ND	ND	ND	4.30	3.32	3.38	2.40	0.95	1.27	ND
Ra-226 (Bq/L)	0.37	ND	ND	ND	ND	ND	NMR	0.0050	0.0050	0.0050	0.0050	0.0050	ND
pH low	≥6.0	ND	ND	ND	ND	ND	7.3	7.2	7.4	7.4	7.5	7.3	ND
pH high	≤9.5	ND	ND	ND	ND	ND	7.3	7.6	7.8	7.7	7.7	7.4	ND
Flow (m ³ /month)	—	ND	ND	ND	ND	ND	162	96	35	28	480	2 604	ND
Rainbow Trout	Pass	ND	ND	ND	ND	ND	1	1	1	1	1	1	ND
Acute Lethality Test	Fail	-	-	-	-	-	-	-	-	-	-	-	-
<i>Daphnia magna</i>	Pass	ND	ND	ND	ND	ND	1	1	1	1	1	1	ND
Monitoring Test	Fail	-	-	-	-	-	-	-	-	-	-	-	-
Comments:													
Notes: ND: No Deposit NMR: No Measurement Required Pass: ≤50% Mortality Fail: >50% Mortality Highlighted data indicate that a monthly effluent quality standard was exceeded for that month. A "Pass" for the <i>Daphnia magna</i> monitoring test is not a requirement.													

Metal Mining Effluent Regulations (MMER) 2009 Effluent Compliance

Mine/Mill Name	Eagle River Mine												
Operator Name	Wesdome Gold Mines Ltd.												
Product(s)	Gold												
Address	93 Mission Road, P.O. Box 1520, Wawa, Ontario P0S 1K0												
Effluent Discharge Point	FDP 1												
Parameters	Limits	Jan.	Feb.	March	April	May	June	July	Aug.	Sep.	Oct.	Nov.	Dec.
As (mg/L)	0.5	0.0004	0.0004	0.0004	0.0003	0.0003	0.0004	0.0010	0.0011	0.0013	0.0004	0.0004	0.0006
Cu (mg/L)	0.3	0.0017	0.0019	0.0017	0.0018	0.0020	0.0018	0.0033	0.0031	0.0013	0.0013	0.0020	0.0022
CN (mg/L)	1.0	NMR	NMR	NMR	NMR	NMR	NMR	NMR	NMR	NMR	NMR	NMR	NMR
Pb (mg/L)	0.2	0.0003	0.0003	0.0004	0.0003	0.0005	0.0005	0.0005	0.0008	0.0006	0.0002	0.0004	0.0005
Ni (mg/L)	0.5	0.0032	0.0035	0.0031	0.0028	0.0027	0.0028	0.0047	0.0058	0.0029	0.0030	0.0038	0.0050
Zn (mg/L)	0.5	0.0145	0.0170	0.0139	0.0133	0.0055	0.0050	0.0052	0.0069	0.0024	0.0037	0.0080	0.0120
TSS (mg/L)	15	2.16	2.46	3.45	2.76	5.64	6.08	3.40	3.45	1.52	1.46	4.08	4.60
Ra-226 (Bq/L)	0.37	NMR	0.0050	NMR	NMR	NMR	0.0050	0.0050	0.0050	NMR	0.0050	NMR	NMR
pH low	≥6.0	7.4	7.2	7.4	7.3	6.8	7.0	6.3	6.7	6.7	6.8	7.5	7.3
pH high	≤9.5	7.6	7.7	7.8	7.6	7.4	7.1	7.3	7.2	7.2	7.2	7.6	7.7
Flow (m ³ /month)	—	14 633	15 428	14 260	28 230	42 160	30 480	16 554	15 624	10 620	16 430	16 050	13 175
Rainbow Trout	Pass	1	1	1	1	1	1	1	1	1	1	1	1
Acute Lethality Test	Fail	-	-	-	-	-	-	-	-	-	-	-	-
<i>Daphnia magna</i>	Pass	1	1	1	1	1	1	1	1	1	1	1	1
Monitoring Test	Fail	-	-	-	-	-	-	-	-	-	-	-	-
Comments:													
Notes: ND: No Deposit NMR: No Measurement Required Pass: ≤50% Mortality Fail: >50% Mortality Highlighted data indicate that a monthly effluent quality standard was exceeded for that month. A "Pass" for the <i>Daphnia magna</i> monitoring test is not a requirement.													

Metal Mining Effluent Regulations (MMER) 2009 Effluent Compliance

Mine/Mill Name	Endako Mines												
Operator Name	Thompson Creek Mining Ltd.												
Product(s)	Molybdenum												
Address	Bag 4001, Fraser Lake, British Columbia V0J 1S0												
Effluent Discharge Point	En.A1 – Tailings Pond 1 South												
Parameters	Limits	Jan.	Feb.	March	April	May	June	July	Aug.	Sept.	Oct.	Nov.	Dec.
As (mg/L)	0.5	NMR	0.0005	NMR	NMR	NMR	0.0003	NMR	0.0003	NMR	NMR	0.0003	NMR
Cu (mg/L)	0.3	NMR	0.0010	NMR	NMR	NMR	0.0003	NMR	0.0010	NMR	NMR	0.0010	NMR
CN (mg/L)	1.0	NMR	0.0156	NMR	NMR	NMR	0.0025	NMR	0.0131	NMR	NMR	0.0107	NMR
Pb (mg/L)	0.2	NMR	0.0001	NMR	NMR	NMR	0.0001	NMR	0.0001	NMR	NMR	0.0001	NMR
Ni (mg/L)	0.5	NMR	0.0013	NMR	NMR	NMR	0.0013	NMR	0.0013	NMR	NMR	0.0033	NMR
Zn (mg/L)	0.5	NMR	0.0003	NMR	NMR	NMR	0.0025	NMR	0.0025	NMR	NMR	0.0025	NMR
TSS (mg/L)	15	3.95	3.50	3.22	2.60	3.00	4.00	2.10	2.52	2.38	2.43	2.54	0.50
Ra-226 (Bq/L)	0.37	NMR	0.0200	NMR	NMR	NMR	0.0050	NMR	0.0050	NMR	NMR	0.0050	NMR
pH low	≥6.0	7.6	7.8	7.7	7.7	7.9	7.8	7.9	7.9	7.7	7.7	7.8	7.9
pH high	≤9.5	7.8	7.9	7.9	8.0	8.0	7.9	8.3	8.0	8.0	8.0	8.2	7.9
Flow (m ³ /month)	—	69 184	62 692	53 506	80 513	100 750	195 803	70 072	69 490	72 150	81 096	68 616	854
Rainbow Trout	Pass	NMR	1	NMR	NMR	NMR	1	NMR	1	NMR	NMR	1	NMR
Acute Lethality Test	Fail	-	-	-	-	-	-	-	-	-	-	-	-
<i>Daphnia magna</i>	Pass	NMR	1	NMR	NMR	NMR	1	NMR	1	NMR	NMR	1	NMR
Monitoring Test	Fail	-	-	-	-	-	-	-	-	-	-	1	-
Comments:													
Notes: ND: No Deposit Highlighted data indicate that a monthly effluent quality standard was exceeded for that month. A "Pass" for the <i>Daphnia magna</i> monitoring test is not a requirement.													
NMR: No Measurement Required Pass: ≤50% Mortality Fail: >50% Mortality													

Metal Mining Effluent Regulations (MMER) 2009 Effluent Compliance

Mine/Mill Name	Endako Mines												
Operator Name	Thompson Creek Mining Ltd.												
Product(s)	Molybdenum												
Address	Bag 4001, Fraser Lake, British Columbia V0J 1S0												
Effluent Discharge Point	En.H1 - Tailings Pond 2 Higginbotham												
Parameters	Limits	Jan.	Feb.	March	April	May	June	July	Aug.	Sept.	Oct.	Nov.	Dec.
As (mg/L)	0.5	NMR	0.0003	NMR	NMR	NMR	0.0003	NMR	0.0003	NMR	NMR	0.0003	NMR
Cu (mg/L)	0.3	NMR	0.0013	NMR	NMR	NMR	0.0003	NMR	0.0018	NMR	NMR	0.0015	NMR
CN (mg/L)	1.0	NMR	0.0370	NMR	NMR	NMR	0.0274	NMR	0.0368	NMR	NMR	0.0398	NMR
Pb (mg/L)	0.2	NMR	0.0001	NMR	NMR	NMR	0.0001	NMR	0.0001	NMR	NMR	0.0001	NMR
Ni (mg/L)	0.5	NMR	0.0013	NMR	NMR	NMR	0.0013	NMR	0.0033	NMR	NMR	0.0013	NMR
Zn (mg/L)	0.5	NMR	0.0025	NMR	NMR	NMR	0.0025	NMR	0.0025	NMR	NMR	0.0025	NMR
TSS (mg/L)	15	6.18	7.40	5.62	8.93	7.08	5.75	5.66	11.22	6.83	4.40	4.90	4.85
Ra-226 (Bq/L)	0.37	NMR	0.0050	NMR	NMR	NMR	0.0080	NMR	0.0025	NMR	NMR	0.0025	NMR
pH low	≥6.0	7.6	7.9	7.9	7.8	7.6	7.8	7.0	7.4	7.6	7.5	7.8	7.8
pH high	≤9.5	8.0	8.0	8.0	8.0	8.0	7.9	8.2	8.0	7.9	7.9	8.2	8.0
Flow (m ³ /month)	—	70 680	67 165	62 818	69 110	65 077	57 450	59 756	55 943	55 958	59 233	58 236	62 496
Rainbow Trout	Pass	NMR	1	NMR	NMR	NMR	1	NMR	1	NMR	NMR	1	NMR
Acute Lethality Test	Fail	-	-	-	-	-	-	-	-	-	-	-	-
<i>Daphnia magna</i>	Pass	NMR	1	NMR	NMR	NMR	1	NMR	1	NMR	NMR	1	NMR
Monitoring Test	Fail	-	-	-	-	-	-	-	-	-	-	-	-
Comments:													
Notes: ND: No Deposit NMR: No Measurement Required Pass: ≤50% Mortality Fail: >50% Mortality Highlighted data indicate that a monthly effluent quality standard was exceeded for that month. A "Pass" for the <i>Daphnia magna</i> monitoring test is not a requirement.													

Metal Mining Effluent Regulations (MMER) 2009 Effluent Compliance

Mine/Mill Name	Endako Mines												
Operator Name	Thompson Creek Mining Ltd.												
Product(s)	Molybdenum												
Address	Bag 4001, Fraser Lake, British Columbia V0J 1S0												
Effluent Discharge Point	En.N1 – Tailings Pond I North												
Parameters	Limits	Jan.	Feb.	March	April	May	June	July	Aug.	Sept.	Oct.	Nov.	Dec.
As (mg/L)	0.5	NMR	0.0003	NMR	NMR	NMR	0.0003	NMR	0.0003	NMR	NMR	0.0003	NMR
Cu (mg/L)	0.3	NMR	0.0013	NMR	NMR	NMR	0.0046	NMR	0.0010	NMR	NMR	0.0008	NMR
CN (mg/L)	1.0	NMR	0.0025	NMR	NMR	NMR	0.0025	NMR	0.0025	NMR	NMR	0.0143	NMR
Pb (mg/L)	0.2	NMR	0.0001	NMR	NMR	NMR	0.0001	NMR	0.0001	NMR	NMR	0.0001	NMR
Ni (mg/L)	0.5	NMR	0.0013	NMR	NMR	NMR	0.0013	NMR	0.0013	NMR	NMR	0.0013	NMR
Zn (mg/L)	0.5	NMR	0.0025	NMR	NMR	NMR	0.0025	NMR	0.0025	NMR	NMR	0.0025	NMR
TSS (mg/L)	15	0.50	0.73	0.50	1.80	0.50	1.34	0.83	0.96	0.73	0.65	0.72	0.50
Ra-226 (Bq/L)	0.37	NMR	0.0025	NMR	NMR	NMR	0.0025	NMR	0.0025	NMR	NMR	0.0025	NMR
pH low	≥6.0	7.8	7.9	8.0	7.9	7.9	8.0	8.0	8.0	7.9	7.9	8.0	7.9
pH high	≤9.5	8.0	8.0	8.0	8.1	8.1	8.0	8.3	8.1	8.1	8.1	8.3	8.2
Flow (m ³ /month)	—	121 295	80 213	94 344	258 773	283 208	134 610	153 008	106 553	92 205	79 918	32 490	25 560
Rainbow Trout	Pass	NMR	1	NMR	NMR	NMR	1	NMR	1	NMR	NMR	1	NMR
Acute Lethality Test	Fail	-	-	-	-	-	-	-	-	-	-	-	-
<i>Daphnia magna</i>	Pass	NMR	1	NMR	NMR	NMR	1	NMR	1	NMR	NMR	1	NMR
Monitoring Test	Fail	-	-	-	-	-	-	-	-	-	-	-	-
Comments:													
Notes: ND: No Deposit Highlighted data indicate that a monthly effluent quality standard was exceeded for that month. A "Pass" for the <i>Daphnia magna</i> monitoring test is not a requirement.													
NMR: No Measurement Required Pass: ≤50% Mortality Fail: >50% Mortality													

Metal Mining Effluent Regulations (MMER) 2009 Effluent Compliance

Mine/Mill Name	Endako Mines												
Operator Name	Thompson Creek Mining Ltd.												
Product(s)	Molybdenum												
Address	Bag 4001, Fraser Lake, British Columbia V0J 1S0												
Effluent Discharge Point	En.S2 – Tailings Pond 2 South												
Parameters	Limits	Jan.	Feb.	March	April	May	June	July	Aug.	Sept.	Oct.	Nov.	Dec.
As (mg/L)	0.5	NMR	0.0003	NMR	NMR	NMR	0.0003	NMR	0.0003	NMR	NMR	0.0003	NMR
Cu (mg/L)	0.3	NMR	0.0014	NMR	NMR	NMR	0.0003	NMR	0.0018	NMR	NMR	0.0010	NMR
CN (mg/L)	1.0	NMR	0.0556	NMR	NMR	NMR	0.0025	NMR	0.0025	NMR	NMR	0.0455	NMR
Pb (mg/L)	0.2	NMR	0.0001	NMR	NMR	NMR	0.0001	NMR	0.0001	NMR	NMR	0.0001	NMR
Ni (mg/L)	0.5	NMR	0.0013	NMR	NMR	NMR	0.0013	NMR	0.0013	NMR	NMR	0.0013	NMR
Zn (mg/L)	0.5	NMR	0.0025	NMR	NMR	NMR	0.0025	NMR	0.0025	NMR	NMR	0.0025	NMR
TSS (mg/L)	15	0.65	0.50	0.50	0.50	1.00	1.70	2.34	1.06	1.33	1.45	1.06	0.75
Ra-226 (Bq/L)	0.37	NMR	0.0025	NMR	NMR	NMR	0.0025	NMR	0.0070	NMR	NMR	0.0025	NMR
pH low	≥6.0	7.7	7.9	7.8	7.8	7.8	7.8	7.7	7.8	7.1	7.7	7.8	7.7
pH high	≤9.5	7.9	7.9	8.0	8.0	8.0	8.0	8.2	8.1	8.0	7.9	8.2	8.0
Flow (m ³ /month)	—	42 563	38 164	42 253	61 810	64 899	49 050	49 687	47 349	51 428	45 291	47 610	46 632
Rainbow Trout	Pass	NMR	1	NMR	NMR	NMR	1	NMR	1	NMR	NMR	1	NMR
Acute Lethality Test	Fail	-	-	-	-	-	-	-	-	-	-	-	-
<i>Daphnia magna</i>	Pass	NMR	1	NMR	NMR	NMR	1	NMR	1	NMR	NMR	1	NMR
Monitoring Test	Fail	-	-	-	-	-	-	-	-	-	-	-	-
Comments:													
Notes: ND: No Deposit NMR: No Measurement Required Pass: ≤50% Mortality Fail: >50% Mortality Highlighted data indicate that a monthly effluent quality standard was exceeded for that month. A "Pass" for the <i>Daphnia magna</i> monitoring test is not a requirement.													

Metal Mining Effluent Regulations (MMER) 2009 Effluent Compliance

Mine/Mill Name	Endako Mines												
Operator Name	Thompson Creek Mining Ltd.												
Product(s)	Molybdenum												
Address	Bag 4001, Fraser Lake, British Columbia V0J 1S0												
Effluent Discharge Point	En.SBC – Endako Pit												
Parameters	Limits	Jan.	Feb.	March	April	May	June	July	Aug.	Sept.	Oct.	Nov.	Dec.
As (mg/L)	0.5	NMR	0.0003	NMR	NMR	NMR	0.0003	NMR	0.0008	NMR	NMR	0.0003	NMR
Cu (mg/L)	0.3	NMR	0.0017	NMR	NMR	NMR	0.0017	NMR	0.0022	NMR	NMR	0.0023	NMR
CN (mg/L)	1.0	NMR	0.0115	NMR	NMR	NMR	0.0025	NMR	0.0025	NMR	NMR	0.0025	NMR
Pb (mg/L)	0.2	NMR	0.0001	NMR	NMR	NMR	0.0001	NMR	0.0002	NMR	NMR	0.0003	NMR
Ni (mg/L)	0.5	NMR	0.0013	NMR	NMR	NMR	0.0005	NMR	0.0016	NMR	NMR	0.0005	NMR
Zn (mg/L)	0.5	NMR	0.0025	NMR	NMR	NMR	0.0025	NMR	0.0025	NMR	NMR	0.0025	NMR
TSS (mg/L)	15	3.43	2.58	5.90	2.13	2.10	3.28	1.83	9.36	4.18	9.10	9.98	7.90
Ra-226 (Bq/L)	0.37	NMR	0.0090	NMR	NMR	NMR	0.0025	NMR	0.0080	NMR	NMR	0.0025	NMR
pH low	≥6.0	7.9	8.0	8.0	7.8	7.9	7.8	7.9	7.9	7.7	7.8	7.9	7.7
pH high	≤9.5	8.0	8.1	8.1	8.1	8.0	8.1	8.2	8.1	8.0	7.9	8.2	8.0
Flow (m ³ /month)	—	28 109	23 212	37 392	87 600	66 821	36 822	38 928	39 320	28 553	24 730	32 196	30 458
Rainbow Trout	Pass	NMR	1	NMR	NMR	NMR	1	NMR	1	NMR	NMR	1	NMR
Acute Lethality Test	Fail	-	-	-	-	-	-	-	-	-	-	-	-
<i>Daphnia magna</i>	Pass	NMR	1	NMR	NMR	NMR	1	NMR	1	NMR	NMR	1	NMR
Monitoring Test	Fail	-	-	-	-	-	-	-	-	-	-	-	-
Comments:													
Notes: ND: No Deposit Highlighted data indicate that a monthly effluent quality standard was exceeded for that month. A "Pass" for the <i>Daphnia magna</i> monitoring test is not a requirement.													
NMR: No Measurement Required Pass: ≤50% Mortality Fail: >50% Mortality													

Metal Mining Effluent Regulations (MMER) 2009 Effluent Compliance

Mine/Mill Name	Endako Mines												
Operator Name	Thompson Creek Mining Ltd.												
Product(s)	Molybdenum												
Address	Bag 4001, Fraser Lake, British Columbia V0J 1S0												
Effluent Discharge Point	En.W2 – Denak West Pit												
Parameters	Limits	Jan.	Feb.	March	April	May	June	July	Aug.	Sep.	Oct.	Nov.	Dec.
As (mg/L)	0.5	ND	ND	ND	0.0011	0.0004	0.0005	0.0004	0.0004	0.0004	0.0003	0.0002	0.0003
Cu (mg/L)	0.3	ND	ND	ND	0.0039	0.0110	0.0048	0.0038	0.0025	0.0022	0.0027	0.0032	0.0024
CN (mg/L)	1.0	ND	ND	ND	0.0025	0.0025	0.0033	0.0064	0.0032	0.0106	0.0045	0.0052	0.0025
Pb (mg/L)	0.2	ND	ND	ND	0.0005	0.0003	0.0001	0.0001	0.0001	0.0001	0.0001	0.0001	0.0001
Ni (mg/L)	0.5	ND	ND	ND	0.0087	0.0007	0.0006	0.0008	0.0006	0.0005	0.0011	0.0011	0.0013
Zn (mg/L)	0.5	ND	ND	ND	0.0025	0.0063	0.0025	0.0025	0.0025	0.0025	0.0025	0.0025	0.0025
TSS (mg/L)	15	ND	ND	ND	1.57	1.00	1.55	0.68	1.86	1.73	1.00	0.50	0.50
Ra-226 (Bq/L)	0.37	ND	ND	ND	NMR	NMR	0.0025	NMR	0.0025	NMR	NMR	0.0025	NMR
pH low	≥6.0	ND	ND	ND	7.6	7.7	7.9	7.7	7.8	7.6	7.6	7.7	7.8
pH high	≤9.5	ND	ND	ND	7.8	8.0	8.0	8.3	8.1	7.9	8.0	8.2	8.0
Flow (m ³ /month)	—	ND	ND	ND	21 597	11 819	7 260	4 861	670	360	341	1 914	528
Rainbow Trout	Pass	ND	ND	ND	1	1	1	1	1	1	1	1	1
Acute Lethality Test	Fail	-	-	-	-	-	-	-	-	-	-	-	-
<i>Daphnia magna</i>	Pass	ND	ND	ND	1	1	1	1	1	1	1	-	1
Monitoring Test	Fail	-	-	-	-	-	-	-	-	-	-	1	-
Comments:													

Notes: ND: No Deposit NMR: No Measurement Required Pass: ≤50% Mortality Fail: >50% Mortality
 Highlighted data indicate that a monthly effluent quality standard was exceeded for that month.
 A "Pass" for the *Daphnia magna* monitoring test is not a requirement.

Metal Mining Effluent Regulations (MMER) 2009 Effluent Compliance

Mine/Mill Name	Eskay Creek Mine												
Operator Name	Barrick Gold Corporation												
Product(s)	Gold-Silver												
Address	P.O. Box 3908, Smithers, British Columbia V0J 2N0												
Effluent Discharge Point	Es.D7 – Treatment Pond Discharge Point												
Parameters	Limits	Jan.	Feb.	March	April	May	June	July	Aug.	Sep.	Oct.	Nov.	Dec.
As (mg/L)	0.5	0.0103	0.0109	0.0106	0.0091	0.0063	0.0047	0.0064	0.0073	0.0071	0.0074	0.0065	0.0081
Cu (mg/L)	0.3	0.0016	0.0010	0.0010	0.0025	0.0010	0.0023	0.0014	0.0010	0.0020	0.0013	0.0013	0.0010
CN (mg/L)	1.0	NMR	NMR	NMR	NMR	NMR	NMR	NMR	NMR	NMR	NMR	NMR	NMR
Pb (mg/L)	0.2	0.0016	0.0014	0.0010	0.0025	0.0041	0.0086	0.0047	0.0030	0.0159	0.0043	0.0023	0.0033
Ni (mg/L)	0.5	0.0446	0.0489	0.0557	0.0499	0.0287	0.0104	0.0105	0.0249	0.0283	0.0235	0.0122	0.0149
Zn (mg/L)	0.5	0.1776	0.1536	0.1453	0.0716	0.0495	0.0374	0.0232	0.0188	0.0358	0.0230	0.0214	0.0310
TSS (mg/L)	15	6.70	6.38	4.60	13.20	8.78	4.66	4.82	12.75	14.00	12.15	7.20	11.10
Ra-226 (Bq/L)	0.37	NMR	0.0080	NMR	NMR	NMR	0.0100	NMR	NMR	0.0090	NMR	0.0100	NMR
pH low	≥6.0	8.0	8.1	7.9	8.0	8.0	7.4	7.5	8.0	8.0	7.9	8.0	8.0
pH high	≤9.5	8.1	8.1	8.1	8.1	8.1	7.9	8.2	8.0	8.1	8.0	8.2	8.1
Flow (m ³ /month)	—	29 562	13 262	13 209	20 916	43 353	194 431	165 569	94 032	70 731	83 425	48 226	46 408
Rainbow Trout	Pass	NMR	1	NMR	NMR	NMR	1	NMR	NMR	1	NMR	NMR	1
Acute Lethality Test	Fail	-	-	-	-	-	-	-	-	-	-	-	-
<i>Daphnia magna</i>	Pass	NMR	1	NMR	NMR	NMR	1	NMR	NMR	1	NMR	NMR	1
Monitoring Test	Fail	-	-	-	-	-	-	-	-	-	-	-	-

Comments:

Notes: ND: No Deposit
 Highlighted data indicate that a monthly effluent quality standard was exceeded for that month.
 A "Pass" for the *Daphnia magna* monitoring test is not a requirement.

NMR: No Measurement Required Pass: ≤50% Mortality Fail: >50% Mortality

Metal Mining Effluent Regulations (MMER) 2009 Effluent Compliance

Mine/Mill Name	Eskay Creek Mine												
Operator Name	Barrick Gold Corporation												
Product(s)	Gold-Silver												
Address	P.O. Box 3908, Smithers, British Columbia V0J 2N0												
Effluent Discharge Point	Es.TM1 – Tom MacKay Discharge Point												
Parameters	Limits	Jan.	Feb.	March	April	May	June	July	Aug.	Sep.	Oct.	Nov.	Dec.
As (mg/L)	0.5	0.0013	0.0013	0.0014	0.0013	0.0010	0.0002	0.0001	0.0007	0.0010	0.0011	0.0009	0.0010
Cu (mg/L)	0.3	0.0005	0.0005	0.0005	0.0005	0.0005	0.0005	0.0007	0.0008	0.0005	0.0005	0.0005	0.0005
CN (mg/L)	1.0	NMR	NMR	NMR	NMR	NMR	NMR	NMR	NMR	NMR	NMR	NMR	NMR
Pb (mg/L)	0.2	0.0005	0.0005	0.0005	0.0005	0.0005	0.0005	0.0005	0.0020	0.0007	0.0005	0.0005	0.0005
Ni (mg/L)	0.5	0.0005	0.0005	0.0005	0.0005	0.0005	0.0005	0.0005	0.0146	0.0005	0.0005	0.0005	0.0005
Zn (mg/L)	0.5	0.0139	0.0143	0.0139	0.0129	0.0131	0.0058	0.0093	0.0140	0.0204	0.0284	0.0327	0.0292
TSS (mg/L)	15	0.50	0.50	0.50	0.64	0.50	1.80	0.60	1.13	1.00	0.84	0.50	0.50
Ra-226 (Bq/L)	0.37	NMR	0.0025	NMR	NMR	NMR	0.0025	NMR	NMR	0.0100	NMR	0.0025	NMR
pH low	≥6.0	7.6	6.3	7.3	7.5	7.4	7.4	7.4	7.4	7.7	7.8	6.5	7.4
pH high	≤9.5	8.2	7.4	7.6	7.7	7.9	8.1	8.4	7.9	8.1	8.4	8.1	7.7
Flow (m ³ /month)	—	251 338	215 205	146 314	118 502	1 193 841	3 259 958	3 209 760	776 028	1 518 515	571 527	470 492	163 814
Rainbow Trout	Pass	NMR	1	NMR	NMR	NMR	1	NMR	NMR	1	NMR	NMR	1
Acute Lethality Test	Fail	-	-	-	-	-	-	-	-	-	-	-	-
<i>Daphnia magna</i>	Pass	NMR	1	NMR	NMR	NMR	1	NMR	NMR	1	NMR	NMR	1
Monitoring Test	Fail	-	-	-	-	-	-	-	-	-	-	-	-

Comments:

Notes: ND: No Deposit
 Highlighted data indicate that a monthly effluent quality standard was exceeded for that month.
 A "Pass" for the *Daphnia magna* monitoring test is not a requirement.

NMR: No Measurement Required Pass: ≤50% Mortality Fail: >50% Mortality

Metal Mining Effluent Regulations (MMER) 2009 Effluent Compliance

Mine/Mill Name	Eskay Creek Mine												
Operator Name	Barrick Gold Corporation												
Product(s)	Gold-Silver												
Address	P.O. Box 3908, Smithers, British Columbia V0J 2N0												
Effluent Discharge Point	Es.W20 – Albino Discharge Point												
Parameters	Limits	Jan.	Feb.	March	April	May	June	July	Aug.	Sep.	Oct.	Nov.	Dec.
As (mg/L)	0.5	ND	ND	ND	ND	0.0097	0.0032	0.0015	0.0063	0.0103	0.0228	ND	ND
Cu (mg/L)	0.3	ND	ND	ND	ND	0.0012	0.0006	0.0005	0.0009	0.0018	0.0035	ND	ND
CN (mg/L)	1.0	ND	ND	ND	ND	NMR	NMR	NMR	NMR	NMR	NMR	ND	ND
Pb (mg/L)	0.2	ND	ND	ND	ND	0.0085	0.0044	0.0057	0.0119	0.0185	0.0304	ND	ND
Ni (mg/L)	0.5	ND	ND	ND	ND	0.0019	0.0008	0.0008	0.0005	0.0007	0.0078	ND	ND
Zn (mg/L)	0.5	ND	ND	ND	ND	0.0372	0.0215	0.0164	0.0160	0.0176	0.0292	ND	ND
TSS (mg/L)	15	ND	ND	ND	ND	0.50	0.50	0.68	2.43	2.87	12.00	ND	ND
Ra-226 (Bq/L)	0.37	ND	ND	ND	ND	NMR	0.0025	NMR	NMR	0.0025	-	ND	ND
pH low	≥6.0	ND	ND	ND	ND	7.5	7.2	7.4	7.7	7.8	8.0	ND	ND
pH high	≤9.5	ND	ND	ND	ND	7.5	7.9	8.4	7.9	7.9	8.1	ND	ND
Flow (m ³ /month)	—	ND	ND	ND	ND	46 293	289 354	259 200	135 251	159 754	83 425	ND	ND
Rainbow Trout	Pass	ND	ND	ND	ND	1	1	1	1	1	1	ND	ND
Acute Lethality Test	Fail	-	-	-	-	-	-	-	-	-	-	-	-
<i>Daphnia magna</i>	Pass	ND	ND	ND	ND	1	1	1	1	1	1	ND	ND
Monitoring Test	Fail	-	-	-	-	-	-	-	-	-	-	-	-
Comments:	No radium 226 test result was provided for the fourth quarter.												
Notes:	ND: No Deposit NMR: No Measurement Required Highlighted data indicate that a monthly effluent quality standard was exceeded for that month. A "Pass" for the <i>Daphnia magna</i> monitoring test is not a requirement.												
	Pass: ≤50% Mortality Fail: >50% Mortality												

Metal Mining Effluent Regulations (MMER) 2009 Effluent Compliance

Mine/Mill Name	Fabie (Mine)												
Operator Name	First Metal Inc.												
Product(s)	Copper												
Address	12 Doyon Street, Rouyn-Noranda, Quebec J9X 7B4												
Effluent Discharge Point	V-Notch												
Parameters	Limits	Jan.	Feb.	March	April	May	June	July	Aug.	Sep.	Oct.	Nov.	Dec.
As (mg/L)	0.5	0.0005	ND	ND	ND	ND	ND	-	-	-	-	-	-
Cu (mg/L)	0.3	0.0887	ND	ND	ND	ND	ND	-	-	-	-	-	-
CN (mg/L)	1.0	NMR	ND	ND	ND	ND	ND	-	-	-	-	-	-
Pb (mg/L)	0.2	0.0021	ND	ND	ND	ND	ND	-	-	-	-	-	-
Ni (mg/L)	0.5	0.0411	ND	ND	ND	ND	ND	-	-	-	-	-	-
Zn (mg/L)	0.5	1.9200	ND	ND	ND	ND	ND	-	-	-	-	-	-
TSS (mg/L)	15	1.00	ND	ND	ND	ND	ND	-	-	-	-	-	-
Ra-226 (Bq/L)	0.37	0.0020	ND	ND	ND	ND	ND	-	-	-	-	-	-
pH low	≥6.0	7.0	ND	ND	ND	ND	ND	-	-	-	-	-	-
pH high	≤9.5	7.0	ND	ND	ND	ND	ND	-	-	-	-	-	-
Flow (m ³ /month)	—	1 880	ND	ND	ND	ND	ND	-	-	-	-	-	-
Rainbow Trout	Pass	1	ND	ND	ND	ND	ND	-	-	-	-	-	-
Acute Lethality Test	Fail	-	-	-	-	-	-	-	-	-	-	-	-
<i>Daphnia magna</i>	Pass	-	ND	ND	ND	ND	ND	-	-	-	-	-	-
Monitoring Test	Fail	1	-	-	-	-	-	-	-	-	-	-	-
Comments:	The mine is not subject to the MMER since July 2009.												
Notes: ND: No Deposit Highlighted data indicate that a monthly effluent quality standard was exceeded for that month. A "Pass" for the <i>Daphnia magna</i> monitoring test is not a requirement.	NMR: No Measurement Required			Pass: ≤50% Mortality			Fail: >50% Mortality						

Metal Mining Effluent Regulations (MMER) 2009 Effluent Compliance

Mine/Mill Name	Fire Lake (Mine)												
Operator Name	ArcelorMittal Mines Canada												
Product(s)	Iron												
Address	P.O. Box 1817, Mont-Wright, Quebec G0G 1J0												
Effluent Discharge Point	Beaver Pit – Spillway (FL-2)												
Parameters	Limits	Jan.	Feb.	March	April	May	June	July	Aug.	Sep.	Oct.	Nov.	Dec.
As (mg/L)	0.5	0.0005	0.0005	0.0005	0.0005	0.0006	0.0008	0.0005	0.0005	0.0005	0.0005	0.0005	0.0005
Cu (mg/L)	0.3	0.0010	0.0009	0.0012	0.0006	0.0035	0.0034	0.0014	0.0009	0.0008	0.0016	0.0005	0.0005
CN (mg/L)	1.0	NMR	NMR	NMR	NMR	NMR	NMR	NMR	NMR	NMR	NMR	NMR	NMR
Pb (mg/L)	0.2	0.0005	0.0005	0.0008	0.0005	0.0005	0.0005	0.0005	0.0005	0.0005	0.0005	0.0005	0.0005
Ni (mg/L)	0.5	0.0006	0.0006	0.0013	0.0010	0.0011	0.0007	0.0010	0.0005	0.0005	0.0006	0.0006	0.0005
Zn (mg/L)	0.5	0.0278	0.0420	0.0474	0.0490	0.0135	0.0114	0.0098	0.0100	0.0133	0.0258	0.0078	0.0093
TSS (mg/L)	15	3.00	7.00	9.40	10.25	3.75	3.30	1.00	1.60	1.25	1.50	2.50	4.75
Ra-226 (Bq/L)	0.37	-	0.0060	-	0.0290	0.0060	-	-	0.0010	0.0010	0.0010	0.0010	-
pH low	≥6.0	7.1	8.2	7.7	6.9	6.7	7.8	7.7	7.9	7.7	7.5	7.2	7.0
pH high	≤9.5	7.5	8.6	8.2	8.4	7.3	8.5	8.2	8.2	8.0	8.0	8.0	7.6
Flow (m ³ /month)	—	111 600	100 800	33 480	67 500	372 000	219 600	120 900	66 960	144 000	111 600	9 259	2 604
Rainbow Trout	Pass	1	1	1	1	1	1	1	1	1	1	1	NMR
Acute Lethality Test	Fail	-	-	-	-	-	-	-	-	-	-	-	-
<i>Daphnia magna</i>	Pass	1	1	1	1	1	1	1	1	1	1	1	NMR
Monitoring Test	Fail	-	-	-	-	-	-	-	-	-	-	-	-
Comments:	No radium 226 test result was provided in January, March, June, July and December. In order to reduce frequency of testing for radium 226, 10 consecutive tests must be conducted. For these tests, the concentration of radium 226 must be less than 0.037 Bq/L.												
Notes: ND: No Deposit	NMR: No Measurement Required												
Highlighted data indicate that a monthly effluent quality standard was exceeded for that month.	Pass: ≤50% Mortality												
A "Pass" for the <i>Daphnia magna</i> monitoring test is not a requirement.	Fail: >50% Mortality												

Metal Mining Effluent Regulations (MMER) 2009 Effluent Compliance

Mine/Mill Name	Fire Lake (Mine)												
Operator Name	ArcelorMittal Mines Canada												
Product(s)	Iron												
Address	P.O. Box 1817, Mont-Wright, Quebec G0G 1J0												
Effluent Discharge Point	Main Pit (FL-1)												
Parameters	Limits	Jan.	Feb.	March	April	May	June	July	Aug.	Sep.	Oct.	Nov.	Dec.
As (mg/L)	0.5	0.0005	0.0005	ND	0.0005	0.0005	0.0005	0.0005	0.0005	0.0005	0.0005	0.0005	0.0005
Cu (mg/L)	0.3	0.0015	0.0010	ND	0.0010	0.0020	0.0024	0.0019	0.0015	0.0009	0.0005	0.0006	0.0005
CN (mg/L)	1.0	NMR	NMR	ND	NMR	NMR	NMR	NMR	NMR	NMR	NMR	NMR	NMR
Pb (mg/L)	0.2	0.0005	0.0005	ND	0.0005	0.0005	0.0005	0.0005	0.0005	0.0005	0.0005	0.0005	0.0005
Ni (mg/L)	0.5	0.0013	0.0018	ND	0.0027	0.0025	0.0016	0.0015	0.0010	0.0013	0.0005	0.0008	0.0005
Zn (mg/L)	0.5	0.0178	0.0203	ND	0.0143	0.0120	0.0098	0.0045	0.0054	0.0115	0.0053	0.0020	0.0025
TSS (mg/L)	15	2.25	3.13	ND	2.33	5.00	3.20	0.75	2.50	1.38	0.75	2.80	0.63
Ra-226 (Bq/L)	0.37	-	0.0040	ND	0.0030	0.0015	-	-	0.0020	0.0040	0.0035	0.0020	-
pH low	≥6.0	7.3	8.3	ND	7.5	7.0	7.8	7.6	7.8	7.8	7.4	7.1	6.8
pH high	≤9.5	7.6	9.1	ND	8.4	7.4	8.6	7.8	8.3	8.1	7.9	8.1	7.9
Flow (m ³ /month)	—	34 410	33 600	ND	32 266	134 850	51 120	25 110	85 560	139 500	97 650	24 293	11 885
Rainbow Trout	Pass	1	1	ND	1	1	1	1	1	1	1	1	-
Acute Lethality Test	Fail	-	-	-	-	-	-	-	-	-	-	-	-
<i>Daphnia magna</i>	Pass	1	1	ND	1	1	1	1	1	1	1	1	-
Monitoring Test	Fail	-	-	-	-	-	-	-	-	-	-	-	-
Comments:	No toxicity tests results were provided for December. No radium 226 test result was provided in January, June, July and December. In order to reduce frequency of testing for radium 226, 10 consecutive tests must be conducted. For these tests, the concentration of radium 226 must be less than 0.037 Bq/L.												
Notes:	ND: No Deposit NMR: No Measurement Required Highlighted data indicate that a monthly effluent quality standard was exceeded for that month. A "Pass" for the <i>Daphnia magna</i> monitoring test is not a requirement.												
	Pass: ≤50% Mortality Fail: >50% Mortality												

Metal Mining Effluent Regulations (MMER) 2009 Effluent Compliance

Mine/Mill Name	Flin Flon Complex												
Operator Name	Hudson Bay Mining and Smelting Co. Ltd.												
Product(s)	Copper-Lead-Zinc												
Address	P.O. Box 1500, Flin Flon, Manitoba R8A 1N9												
Effluent Discharge Point	North Weir Discharge												
Parameters	Limits	Jan.	Feb.	March	April	May	June	July	Aug.	Sept.	Oct.	Nov.	Dec.
As (mg/L)	0.5	0.0030	0.0105	0.0162	0.0103	0.0033	0.0005	0.0007	0.0008	0.0007	0.0006	0.0055	0.0194
Cu (mg/L)	0.3	0.0095	0.0055	0.0052	0.0245	0.0135	0.0038	0.0043	0.0054	0.0064	0.0066	0.0140	0.0303
CN (mg/L)	1.0	NMR	NMR	NMR	NMR	NMR	NMR	NMR	NMR	NMR	NMR	NMR	NMR
Pb (mg/L)	0.2	0.0038	0.0040	0.0050	0.0050	0.0108	0.0056	0.0040	0.0050	0.0040	0.0040	0.0040	0.0040
Ni (mg/L)	0.5	0.0025	0.0030	0.0030	0.0030	0.0030	0.0030	0.0030	0.0030	0.0030	0.0030	0.0030	0.0030
Zn (mg/L)	0.5	0.0728	0.0145	0.0250	0.0594	0.1004	0.0654	0.0864	0.0578	0.0957	0.0530	0.0651	0.0498
TSS (mg/L)	15	0.74	0.45	0.45	1.59	1.35	1.43	1.53	0.66	0.68	0.59	0.45	0.45
Ra-226 (Bq/L)	0.37	0.0200	NMR	NMR	NMR	NMR	0.0100	NMR	NMR	0.0100	0.0100	NMR	NMR
pH low	≥6.0	8.01	8.12	6.88	7.82	7.95	7.36	7.55	7.35	6.75	7.68	8.15	7.24
pH high	≤9.5	8.67	8.64	9.03	8.82	9.13	8.99	8.94	8.85	8.32	8.49	8.77	8.22
Flow (m ³ /month)	—	815 375	769 992	821 423	1 452 049	1 139 762	1 367 013	1 325 940	1 490 741	501 823	378 328	705 517	843 897
Rainbow Trout	Pass	1	NMR	NMR	NMR	NMR	1	2	1	1	1	1	1
Acute Lethality Test	Fail	-	-	-	-	-	1	-	-	-	-	-	-
<i>Daphnia magna</i>	Pass	1	NMR	NMR	NMR	NMR	2	2	1	1	1	1	1
Monitoring Test	Fail	-	-	-	-	-	-	-	-	-	-	-	-
Comments:													

Notes: ND: No Deposit
 Highlighted data indicate that a monthly effluent quality standard was exceeded for that month.
 A "Pass" for the *Daphnia magna* monitoring test is not a requirement.

NMR: No Measurement Required Pass: ≤50% Mortality Fail: >50% Mortality

Metal Mining Effluent Regulations (MMER) 2009 Effluent Compliance

Mine/Mill Name	Garson Mine												
Operator Name	Vale Inco Ltd.												
Product(s)	Nickel-Copper-Cobalt-Platinum												
Address	60 Mine Road, Garson, Ontario P0M 1N0												
Effluent Discharge Point	Garson Mine												
Parameters	Limits	Jan.	Feb.	March	April	May	June	July	Aug.	Sep.	Oct.	Nov.	Dec.
As (mg/L)	0.5	0.0010	0.0010	0.0010	0.0010	0.0010	0.0010	0.0017	0.0010	0.0010	0.0010	0.0010	0.0010
Cu (mg/L)	0.3	0.0028	0.0010	0.0010	0.0010	0.0015	0.0080	0.0054	0.0020	0.0082	0.0023	0.0010	0.0010
CN (mg/L)	1.0	NMR	NMR	NMR	NMR	NMR	NMR	NMR	NMR	NMR	NMR	NMR	NMR
Pb (mg/L)	0.2	0.0150	0.0150	0.0150	0.0150	0.0150	0.0150	0.0063	0.0150	0.0150	0.0150	0.0150	0.0150
Ni (mg/L)	0.5	0.1725	0.1480	0.1798	0.1160	0.0820	0.0788	0.0320	0.0323	0.0596	0.0835	0.0673	0.0888
Zn (mg/L)	0.5	0.0078	0.0065	0.0088	0.0050	0.0050	0.0050	0.0040	0.0050	0.0050	0.0050	0.0083	0.0050
TSS (mg/L)	15	1.00	1.30	1.85	1.92	2.05	1.00	1.45	1.00	1.00	1.44	1.00	1.00
Ra-226 (Bq/L)	0.37	0.0080	NMR	NMR	0.0070	NMR	NMR	0.0700	NMR	NMR	0.0310	NMR	NMR
pH low	≥6.0	6.9	7.1	8.4	8.2	8.0	8.5	8.0	8.1	6.9	7.5	7.5	6.9
pH high	≤9.5	8.1	8.6	8.9	8.9	8.7	8.8	9.0	9.6	8.4	9.1	8.9	8.7
Flow (m ³ /month)	—	92 137	71 997	94 207	136 519	117 323	114 194	82 123	85 274	66 978	79 429	87 436	64 287
Rainbow Trout	Pass	1	NMR	NMR	1	NMR	NMR	1	NMR	NMR	1	NMR	NMR
Acute Lethality Test	Fail	-	-	-	-	-	-	-	-	-	-	-	-
<i>Daphnia magna</i>	Pass	1	NMR	NMR	1	NMR	NMR	1	NMR	NMR	1	NMR	NMR
Monitoring Test	Fail	-	-	-	-	-	-	-	-	-	-	-	-
Comments:													

Notes: ND: No Deposit
 Highlighted data indicate that a monthly effluent quality standard was exceeded for that month.
 A "Pass" for the *Daphnia magna* monitoring test is not a requirement.

NMR: No Measurement Required Pass: ≤50% Mortality Fail: >50% Mortality

Metal Mining Effluent Regulations (MMER) 2009 Effluent Compliance

Mine/Mill Name	Géant Dormant (Mine)												
Operator Name	Ressources Cadiscor Inc.												
Product(s)	Gold												
Address	Km 118, Road 109 North, Amos, Quebec J9T 3A3												
Effluent Discharge Point	GD-E01 Final Effluent – Mine Water Pond												
Parameters	Limits	Jan.	Feb.	March	April	May	June	July	Aug.	Sept.	Oct.	Nov.	Dec.
As (mg/L)	0.5	0.0018	NMR	NMR	0.0020	NMR	NMR	0.0013	NMR	NMR	0.0011	NMR	NMR
Cu (mg/L)	0.3	0.0032	NMR	0.0219	0.0060	0.0025	NMR	0.0042	0.0054	0.0065	0.0034	0.0041	0.0052
CN (mg/L)	1.0	0.0100	NMR	NMR	0.0080	NMR	NMR	0.0120	NMR	NMR	0.0180	NMR	NMR
Pb (mg/L)	0.2	0.0003	NMR	NMR	0.0003	NMR	NMR	0.0040	NMR	NMR	0.0008	NMR	NMR
Ni (mg/L)	0.5	0.0023	NMR	NMR	0.0017	NMR	NMR	0.0033	NMR	NMR	0.0041	NMR	NMR
Zn (mg/L)	0.5	0.1268	0.1475	0.1238	0.1035	0.0743	0.0920	0.0808	0.0725	0.0640	0.0700	0.0923	0.1392
TSS (mg/L)	15	2.50	1.50	1.20	3.13	2.50	1.90	1.63	1.88	2.20	3.00	1.25	1.70
Ra-226 (Bq/L)	0.37	0.0300	NMR	NMR	0.0060	NMR	NMR	0.0090	NMR	NMR	0.0100	NMR	NMR
pH low	≥6.0	8.1	8.1	6.7	8.2	8.4	8.0	8.1	7.8	7.7	7.9	8.1	7.9
pH high	≤9.5	8.1	8.2	8.2	8.4	8.8	8.5	8.5	8.4	8.1	8.2	8.3	8.2
Flow (m ³ /month)	—	78 544	77 729	83 810	75 050	72 230	63 190	94 830	47 320	66 420	54 910	65 590	108 922
Rainbow Trout	Pass	1	NMR	NMR	1	NMR	NMR	NMR	1	NMR	1	NMR	NMR
Acute Lethality Test	Fail	-	-	-	-	-	-	-	-	-	-	-	-
<i>Daphnia magna</i>	Pass	1	NMR	NMR	1	NMR	NMR	NMR	1	NMR	1	NMR	NMR
Monitoring Test	Fail	-	-	-	-	-	-	-	-	-	-	-	-
Comments:													
Notes: ND: No Deposit NMR: No Measurement Required Highlighted data indicate that a monthly effluent quality standard was exceeded for that month. A "Pass" for the <i>Daphnia magna</i> monitoring test is not a requirement.													
Pass: ≤50% Mortality Fail: >50% Mortality													

Metal Mining Effluent Regulations (MMER) 2009 Effluent Compliance

Mine/Mill Name	Géant Dormant (Mine)												
Operator Name	Ressources Cadiscor Inc.												
Product(s)	Gold												
Address	Km 118, Road 109 North, Amos, Quebec J9T 3A3												
Effluent Discharge Point	GD-E02 Final Effluent – Lamellar Clarifier												
Parameters	Limits	Jan.	Feb.	March	April	May	June	July	Aug.	Sep.	Oct.	Nov.	Dec.
As (mg/L)	0.5	ND	ND	ND	ND	ND	ND	ND	ND	ND	ND	ND	ND
Cu (mg/L)	0.3	ND	ND	ND	ND	ND	ND	ND	ND	ND	ND	ND	ND
CN (mg/L)	1.0	ND	ND	ND	ND	ND	ND	ND	ND	ND	ND	ND	ND
Pb (mg/L)	0.2	ND	ND	ND	ND	ND	ND	ND	ND	ND	ND	ND	ND
Ni (mg/L)	0.5	ND	ND	ND	ND	ND	ND	ND	ND	ND	ND	ND	ND
Zn (mg/L)	0.5	ND	ND	ND	ND	ND	ND	ND	ND	ND	ND	ND	ND
TSS (mg/L)	15	ND	ND	ND	ND	ND	ND	ND	ND	ND	ND	ND	ND
Ra-226 (Bq/L)	0.37	ND	ND	ND	ND	ND	ND	ND	ND	ND	ND	ND	ND
pH low	≥6.0	ND	ND	ND	ND	ND	ND	ND	ND	ND	ND	ND	ND
pH high	≤9.5	ND	ND	ND	ND	ND	ND	ND	ND	ND	ND	ND	ND
Flow (m ³ /month)	—	ND	ND	ND	ND	ND	ND	ND	ND	ND	ND	ND	ND
Rainbow Trout	Pass	ND	ND	ND	ND	ND	ND	ND	ND	ND	ND	ND	ND
Acute Lethality Test	Fail	-	-	-	-	-	-	-	-	-	-	-	-
<i>Daphnia magna</i>	Pass	ND	ND	ND	ND	ND	ND	ND	ND	ND	ND	ND	ND
Monitoring Test	Fail	-	-	-	-	-	-	-	-	-	-	-	-
Comments:													
Notes: ND: No Deposit NMR: No Measurement Required Pass: ≤50% Mortality Fail: >50% Mortality Highlighted data indicate that a monthly effluent quality standard was exceeded for that month. A "Pass" for the <i>Daphnia magna</i> monitoring test is not a requirement.													

Metal Mining Effluent Regulations (MMER) 2009 Effluent Compliance

Mine/Mill Name	Géant Dormant (Mine)												
Operator Name	Ressources Cadiscor Inc.												
Product(s)	Gold												
Address	Km 118, Road 109 North, Amos, Quebec J9T 3A3												
Effluent Discharge Point	GD-E03 Polishing Pond 2A												
Parameters	Limits	Jan.	Feb.	March	April	May	June	July	Aug.	Sep.	Oct.	Nov.	Dec.
As (mg/L)	0.5	ND	ND	ND	0.0003	0.0003	0.0004	0.0004	0.0006	0.0003	0.0003	ND	ND
Cu (mg/L)	0.3	ND	ND	ND	0.0084	0.0112	0.0153	0.0170	0.0121	0.0097	0.0083	ND	ND
CN (mg/L)	1.0	ND	ND	ND	0.0113	0.0025	0.0117	0.0185	0.0438	0.0129	0.0160	ND	ND
Pb (mg/L)	0.2	ND	ND	ND	0.0003	0.0018	0.0005	0.0003	0.0014	0.0003	0.0006	ND	ND
Ni (mg/L)	0.5	ND	ND	ND	0.0100	0.0073	0.0123	0.0127	0.0117	0.0132	0.0187	ND	ND
Zn (mg/L)	0.5	ND	ND	ND	0.0350	0.0130	0.0120	0.0066	0.0048	0.0116	0.0248	ND	ND
TSS (mg/L)	15	ND	ND	ND	9.50	10.00	9.67	6.00	6.25	3.60	6.50	ND	ND
Ra-226 (Bq/L)	0.37	ND	ND	ND	0.0020	0.0010	0.0020	0.0010	0.0010	0.0010	0.0010	ND	ND
pH low	≥6.0	ND	ND	ND	7.3	7.1	7.3	7.2	7.5	7.1	7.5	ND	ND
pH high	≤9.5	ND	ND	ND	7.3	7.1	7.6	7.6	7.6	7.6	7.5	ND	ND
Flow (m ³ /month)	—	ND	ND	ND	63 458	29 392	39 953	110 442	32 289	51 951	47 038	ND	ND
Rainbow Trout	Pass	ND	ND	ND	1	1	1	1	1	1	1	ND	ND
Acute Lethality Test	Fail	-	-	-	-	-	-	-	-	-	-	-	-
<i>Daphnia magna</i>	Pass	ND	ND	ND	1	1	1	1	1	1	1	ND	ND
Monitoring Test	Fail	-	-	-	-	-	-	-	-	-	-	-	-
Comments:													
Notes: ND: No Deposit Highlighted data indicate that a monthly effluent quality standard was exceeded for that month. A "Pass" for the <i>Daphnia magna</i> monitoring test is not a requirement.													
NMR: No Measurement Required Pass: ≤50% Mortality Fail: >50% Mortality													

Metal Mining Effluent Regulations (MMER) 2009 Effluent Compliance

Mine/Mill Name	Giant Mine												
Operator Name	Indian and Northern Affairs Canada												
Product(s)	Gold												
Address	Giant Minesite, Box 2951, Yellowknife, Northwest Territories X1A 2R2												
Effluent Discharge Point	Surveillance Network Program – Station 43-1												
Parameters	Limits	Jan.	Feb.	March	April	May	June	July	Aug.	Sep.	Oct.	Nov.	Dec.
As (mg/L)	0.5	ND	ND	ND	ND	ND	ND	0.2840	0.2398	ND	ND	ND	ND
Cu (mg/L)	0.3	ND	ND	ND	ND	ND	ND	0.0090	0.0079	ND	ND	ND	ND
CN (mg/L)	1.0	ND	ND	ND	ND	ND	ND	0.0025	0.0100	ND	ND	ND	ND
Pb (mg/L)	0.2	ND	ND	ND	ND	ND	ND	0.0001	0.0001	ND	ND	ND	ND
Ni (mg/L)	0.5	ND	ND	ND	ND	ND	ND	0.0279	0.0351	ND	ND	ND	ND
Zn (mg/L)	0.5	ND	ND	ND	ND	ND	ND	0.0056	0.0039	ND	ND	ND	ND
TSS (mg/L)	15	ND	ND	ND	ND	ND	ND	0.77	1.13	ND	ND	ND	ND
Ra-226 (Bq/L)	0.37	ND	ND	ND	ND	ND	ND	0.0063	0.0125	ND	ND	ND	ND
pH low	≥6.0	ND	ND	ND	ND	ND	ND	6.6	7.0	ND	ND	ND	ND
pH high	≤9.5	ND	ND	ND	ND	ND	ND	7.1	8.2	ND	ND	ND	ND
Flow (m ³ /month)	—	ND	ND	ND	ND	ND	ND	267 450	199 410	ND	ND	ND	ND
Rainbow Trout	Pass	ND	ND	ND	ND	ND	ND	1	1	ND	ND	ND	ND
Acute Lethality Test	Fail	-	-	-	-	-	-	-	-	-	-	-	-
<i>Daphnia magna</i>	Pass	ND	ND	ND	ND	ND	ND	1	1	ND	ND	ND	ND
Monitoring Test	Fail	-	-	-	-	-	-	-	-	-	-	-	-
Comments:													
Notes: ND: No Deposit NMR: No Measurement Required Pass: ≤50% Mortality Fail: >50% Mortality Highlighted data indicate that a monthly effluent quality standard was exceeded for that month. A "Pass" for the <i>Daphnia magna</i> monitoring test is not a requirement.													

Metal Mining Effluent Regulations (MMER) 2009 Effluent Compliance

Mine/Mill Name	Gibraltar Mine												
Operator Name	Taseko Mines Ltd.												
Product(s)	Copper-Molybdenum												
Address	P.O. Box 130, McLeese Lake, British Columbia V0L 1P0												
Effluent Discharge Point	Gi.FRD – Fraser River Diffuser												
Parameters	Limits	Jan.	Feb.	March	April	May	June	July	Aug.	Sep.	Oct.	Nov.	Dec.
As (mg/L)	0.5	-	-	-	-	-	-	0.0010	0.0003	0.0003	0.0003	0.0003	ND
Cu (mg/L)	0.3	-	-	-	-	-	-	0.0089	0.0028	0.0024	0.0029	0.0037	ND
CN (mg/L)	1.0	-	-	-	-	-	-	NMR	NMR	NMR	NMR	NMR	ND
Pb (mg/L)	0.2	-	-	-	-	-	-	0.0007	0.0003	0.0008	0.0001	0.0001	ND
Ni (mg/L)	0.5	-	-	-	-	-	-	0.0035	0.0044	0.0019	0.0013	0.0013	ND
Zn (mg/L)	0.5	-	-	-	-	-	-	0.0186	0.0249	0.0164	0.0135	0.0225	ND
TSS (mg/L)	15	-	-	-	-	-	-	6.00	3.34	2.23	3.15	2.35	ND
Ra-226 (Bq/L)	0.37	-	-	-	-	-	-	0.0025	0.0040	0.0025	0.0055	0.0080	ND
pH low	≥6.0	-	-	-	-	-	-	7.5	7.3	7.3	7.7	7.1	ND
pH high	≤9.5	-	-	-	-	-	-	8.0	7.4	7.7	8.2	7.3	ND
Flow (m ³ /month)	—	-	-	-	-	-	-	287 606	331 077	452 574	423 021	146 013	ND
Rainbow Trout	Pass	-	-	-	-	-	-	1	1	1	1	1	ND
Acute Lethality Test	Fail	-	-	-	-	-	-	-	-	-	-	-	-
<i>Daphnia magna</i>	Pass	-	-	-	-	-	-	1	1	1	1	1	ND
Monitoring Test	Fail	-	-	-	-	-	-	-	-	-	-	-	-
Comments:	The mine became subject to the MMER on July 1, 2009.												

Notes: ND: No Deposit
 Highlighted data indicate that a monthly effluent quality standard was exceeded for that month.
 A "Pass" for the *Daphnia magna* monitoring test is not a requirement.

NMR: No Measurement Required Pass: ≤50% Mortality Fail: >50% Mortality

Metal Mining Effluent Regulations (MMER) 2009 Effluent Compliance

Mine/Mill Name	Golden Giant Mine												
Operator Name	Newmont Canada Ltd. – Newmont Canada Corporation												
Product(s)	Gold												
Address	Yellow Brick Road, Hwy. 17, P.O. Box 40, Marathon, Ontario P0T 2E0												
Effluent Discharge Point	Effluent Treatment Plant												
Parameters	Limits	Jan.	Feb.	March	April	May	June	July	Aug.	Sep.	Oct.	Nov.	Dec.
As (mg/L)	0.5	ND	ND	ND	ND	ND	ND	ND	ND	ND	ND	ND	ND
Cu (mg/L)	0.3	ND	ND	ND	ND	ND	ND	ND	ND	ND	ND	ND	ND
CN (mg/L)	1.0	ND	ND	ND	ND	ND	ND	ND	ND	ND	ND	ND	ND
Pb (mg/L)	0.2	ND	ND	ND	ND	ND	ND	ND	ND	ND	ND	ND	ND
Ni (mg/L)	0.5	ND	ND	ND	ND	ND	ND	ND	ND	ND	ND	ND	ND
Zn (mg/L)	0.5	ND	ND	ND	ND	ND	ND	ND	ND	ND	ND	ND	ND
TSS (mg/L)	15	ND	ND	ND	ND	ND	ND	ND	ND	ND	ND	ND	ND
Ra-226 (Bq/L)	0.37	ND	ND	ND	ND	ND	ND	ND	ND	ND	ND	ND	ND
pH low	≥6.0	ND	ND	ND	ND	ND	ND	ND	ND	ND	ND	ND	ND
pH high	≤9.5	ND	ND	ND	ND	ND	ND	ND	ND	ND	ND	ND	ND
Flow (m ³ /month)	—	ND	ND	ND	ND	ND	ND	ND	ND	ND	ND	ND	ND
Rainbow Trout	Pass	ND	ND	ND	ND	ND	ND	ND	ND	ND	ND	ND	ND
Acute Lethality Test	Fail	-	-	-	-	-	-	-	-	-	-	-	-
<i>Daphnia magna</i>	Pass	ND	ND	ND	ND	ND	ND	ND	ND	ND	ND	ND	ND
Monitoring Test	Fail	-	-	-	-	-	-	-	-	-	-	-	-
Comments:	Corporate name changed from Newmont Canada Limited to Newmont Canada Corporation.												
Notes: ND: No Deposit Highlighted data indicate that a monthly effluent quality standard was exceeded for that month. A "Pass" for the <i>Daphnia magna</i> monitoring test is not a requirement.	NMR: No Measurement Required			Pass: ≤50% Mortality			Fail: >50% Mortality						

Metal Mining Effluent Regulations (MMER) 2009 Effluent Compliance

Mine/Mill Name	Golden Giant Mine												
Operator Name	Newmont Canada Ltd. – Newmont Canada Corporation												
Product(s)	Gold												
Address	Yellow Brick Road, Hwy. 17, P.O. Box 40, Marathon, Ontario P0T 2E0												
Effluent Discharge Point	ITF Emergency Spillway												
Parameters	Limits	Jan.	Feb.	March	April	May	June	July	Aug.	Sep.	Oct.	Nov.	Dec.
As (mg/L)	0.5	-	-	ND	ND	ND	ND	ND	ND	ND	ND	ND	ND
Cu (mg/L)	0.3	-	-	ND	ND	ND	ND	ND	ND	ND	ND	ND	ND
CN (mg/L)	1.0	-	-	ND	ND	ND	ND	ND	ND	ND	ND	ND	ND
Pb (mg/L)	0.2	-	-	ND	ND	ND	ND	ND	ND	ND	ND	ND	ND
Ni (mg/L)	0.5	-	-	ND	ND	ND	ND	ND	ND	ND	ND	ND	ND
Zn (mg/L)	0.5	-	-	ND	ND	ND	ND	ND	ND	ND	ND	ND	ND
TSS (mg/L)	15	-	-	ND	ND	ND	ND	ND	ND	ND	ND	ND	ND
Ra-226 (Bq/L)	0.37	-	-	ND	ND	ND	ND	ND	ND	ND	ND	ND	ND
pH low	≥6.0	-	-	ND	ND	ND	ND	ND	ND	ND	ND	ND	ND
pH high	≤9.5	-	-	ND	ND	ND	ND	ND	ND	ND	ND	ND	ND
Flow (m ³ /month)	—	-	-	ND	ND	ND	ND	ND	ND	ND	ND	ND	ND
Rainbow Trout	Pass	-	-	ND	ND	ND	ND	ND	ND	ND	ND	ND	ND
Acute Lethality Test	Fail	-	-	-	-	-	-	-	-	-	-	-	-
<i>Daphnia magna</i>	Pass	-	-	ND	ND	ND	ND	ND	ND	ND	ND	ND	ND
Monitoring Test	Fail	-	-	-	-	-	-	-	-	-	-	-	-
Comments:	Corporate name changed from Newmont Canada Limited to Newmont Canada Corporation. This new final discharge point was registered on March 27, 2009.												
Notes:	ND: No Deposit NMR: No Measurement Required Highlighted data indicate that a monthly effluent quality standard was exceeded for that month. A "Pass" for the <i>Daphnia magna</i> monitoring test is not a requirement.												
	Pass: ≤50% Mortality Fail: >50% Mortality												

Metal Mining Effluent Regulations (MMER) 2009 Effluent Compliance

Mine/Mill Name	Golden Giant Mine												
Operator Name	Newmont Canada Ltd. – Newmont Canada Corporation												
Product(s)	Gold												
Address	Yellow Brick Road, Hwy. 17, P.O. Box 40, Marathon, Ontario P0T 2E0												
Effluent Discharge Point	Sedimentation Pond Effluent												
Parameters	Limits	Jan.	Feb.	March	April	May	June	July	Aug.	Sep.	Oct.	Nov.	Dec.
As (mg/L)	0.5	ND	ND	0.0020	0.0022	0.0016	0.0026	0.0029	0.0028	0.0020	0.0016	0.0011	0.0013
Cu (mg/L)	0.3	ND	ND	0.0053	0.0193	0.0151	0.0036	0.0032	0.0030	0.0028	0.0024	0.0064	0.0055
CN (mg/L)	1.0	ND	ND	0.0095	0.1016	0.0868	0.0007	0.0021	0.0004	0.0011	0.0004	0.0140	0.0090
Pb (mg/L)	0.2	ND	ND	0.0005	0.0011	0.0002	0.0005	0.0002	0.0002	0.0001	0.0001	0.0003	0.0001
Ni (mg/L)	0.5	ND	ND	0.0106	0.0132	0.0120	0.0065	0.0048	0.0049	0.0058	0.0060	0.0116	0.0124
Zn (mg/L)	0.5	ND	ND	0.1149	0.1281	0.0638	0.0336	0.0284	0.0335	0.0274	0.0182	0.1202	0.0948
TSS (mg/L)	15	ND	ND	0.25	6.40	3.60	1.45	2.10	2.03	2.54	0.70	2.03	1.97
Ra-226 (Bq/L)	0.37	ND	ND	0.0050	0.0050	0.0050	0.0050	0.0050	0.0050	0.0050	0.0050	0.0050	0.0050
pH low	≥6.0	ND	ND	7.4	7.6	7.7	7.6	7.7	7.6	7.7	7.9	7.8	7.6
pH high	≤9.5	ND	ND	7.6	7.7	7.9	7.9	7.8	7.9	7.9	8.1	8.1	7.9
Flow (m ³ /month)	—	ND	ND	5 213	8 595	7 307	5 196	2 389	1 262	2 035	1 758	3 858	1 238
Rainbow Trout	Pass	ND	ND	1	1	1	1	1	1	1	1	1	1
Acute Lethality Test	Fail	-	-	-	-	-	-	-	-	-	-	-	-
<i>Daphnia magna</i>	Pass	ND	ND	1	1	1	1	1	1	1	1	1	1
Monitoring Test	Fail	-	-	-	-	-	-	-	-	-	-	-	-
Comments:	Corporate name changed from Newmont Canada Limited to Newmont Canada Corporation.												
Notes:	ND: No Deposit NMR: No Measurement Required Highlighted data indicate that a monthly effluent quality standard was exceeded for that month. A "Pass" for the <i>Daphnia magna</i> monitoring test is not a requirement.												
	Pass: ≤50% Mortality											Fail: >50% Mortality	

Metal Mining Effluent Regulations (MMER) 2009 Effluent Compliance

Mine/Mill Name	Golden Giant Mine												
Operator Name	Newmont Canada Ltd. – Newmont Canada Corporation												
Product(s)	Gold												
Address	Yellow Brick Road, Hwy. 17, P.O. Box 40, Marathon, Ontario P0T 2E0												
Effluent Discharge Point	Waste Water Treatment Plant Effluent												
Parameters	Limits	Jan.	Feb.	March	April	May	June	July	Aug.	Sep.	Oct.	Nov.	Dec.
As (mg/L)	0.5	-	-	-	-	-	0.0008	0.0011	0.0011	0.0013	0.0013	0.0015	0.0020
Cu (mg/L)	0.3	-	-	-	-	-	0.0028	0.0035	0.0044	0.0037	0.0052	0.0029	0.0040
CN (mg/L)	1.0	-	-	-	-	-	0.0061	0.0040	0.0048	0.0037	0.0048	0.0055	0.0052
Pb (mg/L)	0.2	-	-	-	-	-	0.0001	0.0001	0.0000	0.0001	0.0002	0.0002	0.0001
Ni (mg/L)	0.5	-	-	-	-	-	0.0108	0.0079	0.0090	0.0106	0.0084	0.0081	0.0118
Zn (mg/L)	0.5	-	-	-	-	-	0.0097	0.0108	0.0086	0.0113	0.0121	0.0076	0.0093
TSS (mg/L)	15	-	-	-	-	-	1.00	1.75	1.50	2.23	1.33	1.58	3.06
Ra-226 (Bq/L)	0.37	-	-	-	-	-	0.0050	0.0050	0.0050	0.0050	0.0050	0.0050	0.0050
pH low	≥6.0	-	-	-	-	-	6.5	6.4	6.7	6.7	7.1	7.1	6.9
pH high	≤9.5	-	-	-	-	-	6.8	7.1	7.0	7.2	7.5	7.1	7.1
Flow (m ³ /month)	—	-	-	-	-	-	33 445	41 400	38 981	33 337	42 198	51 288	51 099
Rainbow Trout	Pass	-	-	-	-	-	1	1	1	1	1	1	1
Acute Lethality Test	Fail	-	-	-	-	-	-	-	-	-	-	-	-
<i>Daphnia magna</i>	Pass	-	-	-	-	-	1	1	1	1	1	1	1
Monitoring Test	Fail	-	-	-	-	-	-	-	-	-	-	-	-
Comments:	Corporate name changed from Newmont Canada Limited to Newmont Canada Corporation. This new final discharge point became subject to the MMER on June 8, 2009.												
Notes: ND: No Deposit	NMR: No Measurement Required			Pass: ≤50% Mortality			Fail: >50% Mortality						
Highlighted data indicate that a monthly effluent quality standard was exceeded for that month.													
A "Pass" for the <i>Daphnia magna</i> monitoring test is not a requirement.													

Metal Mining Effluent Regulations (MMER) 2009 Effluent Compliance

Mine/Mill Name	Goldex (Mine)												
Operator Name	Mines Agnico-Eagle Ltée												
Product(s)	Gold												
Address	1953 3rd Avenue West, P.O. Box 87, Val-d'Or, Quebec J9P 4N9												
Effluent Discharge Point	Final Effluent												
Parameters	Limits	Jan.	Feb.	March	April	May	June	July	Aug.	Sep.	Oct.	Nov.	Dec.
As (mg/L)	0.5	ND	ND	ND	ND	ND	ND	ND	ND	ND	ND	ND	ND
Cu (mg/L)	0.3	ND	ND	ND	ND	ND	ND	ND	ND	ND	ND	ND	ND
CN (mg/L)	1.0	ND	ND	ND	ND	ND	ND	ND	ND	ND	ND	ND	ND
Pb (mg/L)	0.2	ND	ND	ND	ND	ND	ND	ND	ND	ND	ND	ND	ND
Ni (mg/L)	0.5	ND	ND	ND	ND	ND	ND	ND	ND	ND	ND	ND	ND
Zn (mg/L)	0.5	ND	ND	ND	ND	ND	ND	ND	ND	ND	ND	ND	ND
TSS (mg/L)	15	ND	ND	ND	ND	ND	ND	ND	ND	ND	ND	ND	ND
Ra-226 (Bq/L)	0.37	ND	ND	ND	ND	ND	ND	ND	ND	ND	ND	ND	ND
pH low	≥6.0	ND	ND	ND	ND	ND	ND	ND	ND	ND	ND	ND	ND
pH high	≤9.5	ND	ND	ND	ND	ND	ND	ND	ND	ND	ND	ND	ND
Flow (m ³ /month)	—	ND	ND	ND	ND	ND	ND	ND	ND	ND	ND	ND	ND
Rainbow Trout	Pass	ND	ND	ND	ND	ND	ND	ND	ND	ND	ND	ND	ND
Acute Lethality Test	Fail	-	-	-	-	-	-	-	-	-	-	-	-
<i>Daphnia magna</i>	Pass	ND	ND	ND	ND	ND	ND	ND	ND	ND	ND	ND	ND
Monitoring Test	Fail	-	-	-	-	-	-	-	-	-	-	-	-
Comments:													
Notes: ND: No Deposit NMR: No Measurement Required Pass: ≤50% Mortality Fail: >50% Mortality Highlighted data indicate that a monthly effluent quality standard was exceeded for that month. A "Pass" for the <i>Daphnia magna</i> monitoring test is not a requirement.													

Metal Mining Effluent Regulations (MMER) 2009 Effluent Compliance

Mine/Mill Name	Goldex (Mine)												
Operator Name	Mines Agnico-Eagle Ltée												
Product(s)	Gold												
Address	1953 3rd Avenue West, P.O. Box 87, Val-d'Or, Quebec J9P 4N9												
Effluent Discharge Point	Final Effluent – Goldex Tailings Pond												
Parameters	Limits	Jan.	Feb.	March	April	May	June	July	Aug.	Sep.	Oct.	Nov.	Dec.
As (mg/L)	0.5	ND	ND	ND	0.0005	ND	ND	0.0008	0.0008	ND	ND	ND	ND
Cu (mg/L)	0.3	ND	ND	ND	0.0030	ND	ND	0.0012	0.0011	ND	ND	ND	ND
CN (mg/L)	1.0	ND	ND	ND	NMR	ND	ND	NMR	NMR	ND	ND	ND	ND
Pb (mg/L)	0.2	ND	ND	ND	0.0009	ND	ND	0.0024	0.0018	ND	ND	ND	ND
Ni (mg/L)	0.5	ND	ND	ND	0.0041	ND	ND	0.0022	0.0026	ND	ND	ND	ND
Zn (mg/L)	0.5	ND	ND	ND	0.0322	ND	ND	0.0160	0.0024	ND	ND	ND	ND
TSS (mg/L)	15	ND	ND	ND	37.40	ND	ND	1.00	2.63	ND	ND	ND	ND
Ra-226 (Bq/L)	0.37	ND	ND	ND	0.0010	ND	ND	NMR	0.0010	ND	ND	ND	ND
pH low	≥6.0	ND	ND	ND	6.6	ND	ND	7.1	7.1	ND	ND	ND	ND
pH high	≤9.5	ND	ND	ND	7.2	ND	ND	7.1	7.6	ND	ND	ND	ND
Flow (m ³ /month)	—	ND	ND	ND	833 546	ND	ND	36 439	275 124	ND	ND	ND	ND
Rainbow Trout	Pass	ND	ND	ND	1	ND	ND	1	1	ND	ND	ND	ND
Acute Lethality Test	Fail	-	-	-	-	-	-	-	-	-	-	-	-
<i>Daphnia magna</i>	Pass	ND	ND	ND	1	ND	ND	1	1	ND	ND	ND	ND
Monitoring Test	Fail	-	-	-	-	-	-	-	-	-	-	-	-

Comments:

Notes: ND: No Deposit
 Highlighted data indicate that a monthly effluent quality standard was exceeded for that month.
 A "Pass" for the *Daphnia magna* monitoring test is not a requirement.

NMR: No Measurement Required Pass: ≤50% Mortality Fail: >50% Mortality

Metal Mining Effluent Regulations (MMER) 2009 Effluent Compliance

Mine/Mill Name	Goldex (Mine)												
Operator Name	Mines Agnico-Eagle Ltée												
Product(s)	Gold												
Address	1953 3rd Avenue West, P.O. Box 87, Val-d'Or, Quebec J9P 4N9												
Effluent Discharge Point	Final Effluent – Shaft No. 2												
Parameters	Limits	Jan.	Feb.	March	April	May	June	July	Aug.	Sep.	Oct.	Nov.	Dec.
As (mg/L)	0.5	ND	ND	ND	ND	ND	ND	ND	ND	ND	ND	ND	ND
Cu (mg/L)	0.3	ND	ND	ND	ND	ND	ND	ND	ND	ND	ND	ND	ND
CN (mg/L)	1.0	ND	ND	ND	ND	ND	ND	ND	ND	ND	ND	ND	ND
Pb (mg/L)	0.2	ND	ND	ND	ND	ND	ND	ND	ND	ND	ND	ND	ND
Ni (mg/L)	0.5	ND	ND	ND	ND	ND	ND	ND	ND	ND	ND	ND	ND
Zn (mg/L)	0.5	ND	ND	ND	ND	ND	ND	ND	ND	ND	ND	ND	ND
TSS (mg/L)	15	ND	ND	ND	ND	ND	ND	ND	ND	ND	ND	ND	ND
Ra-226 (Bq/L)	0.37	ND	ND	ND	ND	ND	ND	ND	ND	ND	ND	ND	ND
pH low	≥6.0	ND	ND	ND	ND	ND	ND	ND	ND	ND	ND	ND	ND
pH high	≤9.5	ND	ND	ND	ND	ND	ND	ND	ND	ND	ND	ND	ND
Flow (m ³ /month)	—	ND	ND	ND	ND	ND	ND	ND	ND	ND	ND	ND	ND
Rainbow Trout	Pass	ND	ND	ND	ND	ND	ND	ND	ND	ND	ND	ND	ND
Acute Lethality Test	Fail	-	-	-	-	-	-	-	-	-	-	-	-
<i>Daphnia magna</i>	Pass	ND	ND	ND	ND	ND	ND	ND	ND	ND	ND	ND	ND
Monitoring Test	Fail	-	-	-	-	-	-	-	-	-	-	-	-
Comments:													
Notes: ND: No Deposit Highlighted data indicate that a monthly effluent quality standard was exceeded for that month. A "Pass" for the <i>Daphnia magna</i> monitoring test is not a requirement.													
NMR: No Measurement Required Pass: ≤50% Mortality Fail: >50% Mortality													

Metal Mining Effluent Regulations (MMER) 2009 Effluent Compliance

Mine/Mill Name	Haley Plant												
Operator Name	Timminco Ltd.												
Product(s)	Magnesium-Calcium-Strontium												
Address	962 Magnesium Road, Haley Station, Ontario K0J 1Y0												
Effluent Discharge Point	FDP 1												
Parameters	Limits	Jan.	Feb.	March	April	May	June	July	Aug.	Sept.	Oct.	Nov.	Dec.
As (mg/L)	0.5	NMR	0.0005	NMR	NMR	0.0005	NMR	NMR	0.0030	NMR	0.0005	NMR	NMR
Cu (mg/L)	0.3	NMR	0.0020	NMR	NMR	0.0020	NMR	NMR	0.0005	NMR	0.0020	NMR	NMR
CN (mg/L)	1.0	NMR	NMR	NMR	NMR	NMR	NMR	NMR	NMR	NMR	NMR	NMR	NMR
Pb (mg/L)	0.2	NMR	0.0005	NMR	NMR	0.0005	NMR	NMR	0.0005	NMR	0.0005	NMR	NMR
Ni (mg/L)	0.5	NMR	0.0025	NMR	NMR	0.0025	NMR	NMR	0.0025	NMR	0.0025	NMR	NMR
Zn (mg/L)	0.5	NMR	0.0050	NMR	NMR	0.0050	NMR	NMR	0.0050	NMR	0.0050	NMR	NMR
TSS (mg/L)	15	2.00	7.25	1.00	2.00	2.50	1.80	1.75	24.00	6.00	10.50	1.50	3.80
Ra-226 (Bq/L)	0.37	NMR	0.0100	NMR	NMR	0.0200	NMR	NMR	0.0050	NMR	0.0200	NMR	NMR
pH low	≥6.0	7.5	7.5	7.5	7.2	7.0	7.5	6.9	7.6	7.3	7.2	7.5	7.3
pH high	≤9.5	7.8	7.8	8.0	7.6	7.2	8.3	7.1	7.9	7.7	7.6	7.9	7.7
Flow (m ³ /month)	—	1 271	14 098	16 535	64 305	43 408	15 654	67 293	497	9 127	25 970	2 055	13 032
Rainbow Trout	Pass	NMR	1	NMR	NMR	1	NMR	NMR	1	NMR	1	NMR	NMR
Acute Lethality Test	Fail	-	-	-	-	-	-	-	-	-	-	-	-
<i>Daphnia magna</i>	Pass	NMR	1	NMR	NMR	1	NMR	NMR	1	NMR	1	NMR	NMR
Monitoring Test	Fail	-	-	-	-	-	-	-	-	-	-	-	-
Comments:													

Notes: ND: No Deposit
 NMR: No Measurement Required
 Highlighted data indicate that a monthly effluent quality standard was exceeded for that month.
 A "Pass" for the *Daphnia magna* monitoring test is not a requirement.

Pass: ≤50% Mortality Fail: >50% Mortality

Metal Mining Effluent Regulations (MMER) 2009 Effluent Compliance

Mine/Mill Name	Hislop Mine												
Operator Name	St Andrew Goldfields Ltd.												
Product(s)	Gold												
Address	80 km east of Timmins and 1 km west off Hwy 572, Timmins, Ontario P0K 1N0												
Effluent Discharge Point	Sedimentation Pond												
Parameters	Limits	Jan.	Feb.	March	April	May	June	July	Aug.	Sep.	Oct.	Nov.	Dec.
As (mg/L)	0.5	ND	ND	ND	ND	ND	ND	ND	ND	ND	ND	ND	ND
Cu (mg/L)	0.3	ND	ND	ND	ND	ND	ND	ND	ND	ND	ND	ND	ND
CN (mg/L)	1.0	ND	ND	ND	ND	ND	ND	ND	ND	ND	ND	ND	ND
Pb (mg/L)	0.2	ND	ND	ND	ND	ND	ND	ND	ND	ND	ND	ND	ND
Ni (mg/L)	0.5	ND	ND	ND	ND	ND	ND	ND	ND	ND	ND	ND	ND
Zn (mg/L)	0.5	ND	ND	ND	ND	ND	ND	ND	ND	ND	ND	ND	ND
TSS (mg/L)	15	ND	ND	ND	ND	ND	ND	ND	ND	ND	ND	ND	ND
Ra-226 (Bq/L)	0.37	ND	ND	ND	ND	ND	ND	ND	ND	ND	ND	ND	ND
pH low	≥6.0	ND	ND	ND	ND	ND	ND	ND	ND	ND	ND	ND	ND
pH high	≤9.5	ND	ND	ND	ND	ND	ND	ND	ND	ND	ND	ND	ND
Flow (m ³ /month)	—	ND	ND	ND	ND	ND	ND	ND	ND	ND	ND	ND	ND
Rainbow Trout	Pass	ND	ND	ND	ND	ND	ND	ND	ND	ND	ND	ND	ND
Acute Lethality Test	Fail	-	-	-	-	-	-	-	-	-	-	-	-
<i>Daphnia magna</i>	Pass	ND	ND	ND	ND	ND	ND	ND	ND	ND	ND	ND	ND
Monitoring Test	Fail	-	-	-	-	-	-	-	-	-	-	-	-
Comments:													
Notes: ND: No Deposit Highlighted data indicate that a monthly effluent quality standard was exceeded for that month. A "Pass" for the <i>Daphnia magna</i> monitoring test is not a requirement.													
NMR: No Measurement Required Pass: ≤50% Mortality Fail: >50% Mortality													

Metal Mining Effluent Regulations (MMER) 2009 Effluent Compliance

Mine/Mill Name	Holloway Mine												
Operator Name	Holloway Mining Company												
Product(s)	Gold												
Address	Highway 101E, P.O. Box 609, Matheson, Ontario P0K 1N0												
Effluent Discharge Point	Final Discharge Point												
Parameters	Limits	Jan.	Feb.	March	April	May	June	July	Aug.	Sep.	Oct.	Nov.	Dec.
As (mg/L)	0.5	ND	ND	ND	ND	ND	ND	ND	ND	0.0038	0.0030	0.0030	ND
Cu (mg/L)	0.3	ND	ND	ND	ND	ND	ND	ND	ND	0.0024	0.0030	0.0040	ND
CN (mg/L)	1.0	ND	ND	ND	ND	ND	ND	ND	ND	0.0073	0.0005	0.0005	ND
Pb (mg/L)	0.2	ND	ND	ND	ND	ND	ND	ND	ND	0.0005	0.0005	0.0005	ND
Ni (mg/L)	0.5	ND	ND	ND	ND	ND	ND	ND	ND	0.0080	0.0073	0.0070	ND
Zn (mg/L)	0.5	ND	ND	ND	ND	ND	ND	ND	ND	0.0011	0.0010	0.0005	ND
TSS (mg/L)	15	ND	ND	ND	ND	ND	ND	ND	ND	1.00	0.56	0.75	ND
Ra-226 (Bq/L)	0.37	ND	ND	ND	ND	ND	ND	ND	ND	0.0050	0.0050	0.0050	ND
pH low	≥6.0	ND	ND	ND	ND	ND	ND	ND	ND	7.0	7.3	7.4	ND
pH high	≤9.5	ND	ND	ND	ND	ND	ND	ND	ND	7.9	7.6	7.4	ND
Flow (m ³ /month)	—	ND	ND	ND	ND	ND	ND	ND	ND	831 276	1 663 176	90 046	ND
Rainbow Trout	Pass	ND	ND	ND	ND	ND	ND	ND	ND	1	1	1	ND
Acute Lethality Test	Fail	-	-	-	-	-	-	-	-	-	-	-	-
<i>Daphnia magna</i>	Pass	ND	ND	ND	ND	ND	ND	ND	ND	1	1	1	ND
Monitoring Test	Fail	-	-	-	-	-	-	-	-	-	-	-	-
Comments:													
Notes: ND: No Deposit NMR: No Measurement Required Pass: ≤50% Mortality Fail: >50% Mortality Highlighted data indicate that a monthly effluent quality standard was exceeded for that month. A "Pass" for the <i>Daphnia magna</i> monitoring test is not a requirement.													

Metal Mining Effluent Regulations (MMER) 2009 Effluent Compliance

Mine/Mill Name	Horne (Smelter)												
Operator Name	Xstrata Canada Corporation												
Product(s)	Copper												
Address	P.O. Box 4000, Rouyn-Noranda, Quebec J9X 5B6												
Effluent Discharge Point	Final Effluent – Pelletier Sector												
Parameters	Limits	Jan.	Feb.	March	April	May	June	July	Aug.	Sept.	Oct.	Nov.	Dec.
As (mg/L)	0.5	0.0050	0.0050	0.0050	0.0050	0.0050	0.0050	0.0050	0.0050	0.0050	0.0050	0.0050	0.0050
Cu (mg/L)	0.3	0.0295	0.0285	0.0216	0.0503	0.0330	0.0160	0.0135	0.0222	0.0118	0.0183	0.0348	0.0420
CN (mg/L)	1.0	NMR	NMR	NMR	NMR	NMR	NMR	NMR	NMR	NMR	NMR	NMR	NMR
Pb (mg/L)	0.2	0.0050	0.0050	0.0050	0.0050	0.0138	0.0075	0.0050	0.0050	0.0050	0.0063	0.0050	0.0050
Ni (mg/L)	0.5	0.0050	0.0050	0.0060	0.0050	0.0063	0.0063	0.0050	0.0050	0.0063	0.0050	0.0050	0.0050
Zn (mg/L)	0.5	0.1803	0.0473	0.0244	0.2325	0.1425	0.0668	0.0460	0.1002	0.0418	0.1625	0.3220	0.3125
TSS (mg/L)	15	7.75	11.50	5.40	7.50	9.00	5.00	1.75	1.60	1.50	3.00	4.00	5.75
Ra-226 (Bq/L)	0.37	NMR	NMR	0.0050	NMR	NMR	0.0050	0.0050	NMR	0.0050	NMR	NMR	0.0100
pH low	≥6.0	7.0	7.1	7.4	6.9	7.5	7.5	7.5	7.2	7.4	7.2	7.3	7.2
pH high	≤9.5	7.2	9.6	10.0	7.6	8.9	7.8	8.0	7.6	7.5	7.6	7.4	7.6
Flow (m ³ /month)	—	82 305	74 340	82 305	1 078 486	155 936	56 926	418 986	205 716	82 950	449 996	389 220	52 855
Rainbow Trout	Pass	1	1	1	1	1	1	1	1	1	1	1	1
Acute Lethality Test	Fail	-	-	-	-	-	-	-	-	-	-	-	-
Daphnia magna	Pass	1	1	1	1	1	1	1	1	1	1	1	1
Monitoring Test	Fail	-	-	-	-	-	-	-	-	-	-	-	-
Comments:													
Notes: ND: No Deposit													
NMR: No Measurement Required													
Highlighted data indicate that a monthly effluent quality standard was exceeded for that month.													
A "Pass" for the <i>Daphnia magna</i> monitoring test is not a requirement.													
Pass: ≤50% Mortality													
Fail: >50% Mortality													

Metal Mining Effluent Regulations (MMER) 2009 Effluent Compliance

Mine/Mill Name	Huckleberry Mine												
Operator Name	Huckleberry Mines Ltd.												
Product(s)	Copper-Molybdenum-Gold-Silver												
Address	P.O. Box 3000, Houston, British Columbia V0J 1Z0												
Effluent Discharge Point	Hu.EZDD – East Zone Diversion Ditch												
Parameters	Limits	Jan.	Feb.	March	April	May	June	July	Aug.	Sep.	Oct.	Nov.	Dec.
As (mg/L)	0.5	ND	ND	ND	ND	ND	ND	ND	ND	ND	ND	ND	ND
Cu (mg/L)	0.3	ND	ND	ND	ND	ND	ND	ND	ND	ND	ND	ND	ND
CN (mg/L)	1.0	ND	ND	ND	ND	ND	ND	ND	ND	ND	ND	ND	ND
Pb (mg/L)	0.2	ND	ND	ND	ND	ND	ND	ND	ND	ND	ND	ND	ND
Ni (mg/L)	0.5	ND	ND	ND	ND	ND	ND	ND	ND	ND	ND	ND	ND
Zn (mg/L)	0.5	ND	ND	ND	ND	ND	ND	ND	ND	ND	ND	ND	ND
TSS (mg/L)	15	ND	ND	ND	ND	ND	ND	ND	ND	ND	ND	ND	ND
Ra-226 (Bq/L)	0.37	ND	ND	ND	ND	ND	ND	ND	ND	ND	ND	ND	ND
pH low	≥6.0	ND	ND	ND	ND	ND	ND	ND	ND	ND	ND	ND	ND
pH high	≤9.5	ND	ND	ND	ND	ND	ND	ND	ND	ND	ND	ND	ND
Flow (m ³ /month)	—	ND	ND	ND	ND	ND	ND	ND	ND	ND	ND	ND	ND
Rainbow Trout	Pass	ND	ND	ND	ND	ND	ND	ND	ND	ND	ND	ND	ND
Acute Lethality Test	Fail	-	-	-	-	-	-	-	-	-	-	-	-
<i>Daphnia magna</i>	Pass	ND	ND	ND	ND	ND	ND	ND	ND	ND	ND	ND	ND
Monitoring Test	Fail	-	-	-	-	-	-	-	-	-	-	-	-
Comments:	No annual report was submitted. The annual report was completed from the quarterly reports.												
Notes: ND: No Deposit Highlighted data indicate that a monthly effluent quality standard was exceeded for that month. A "Pass" for the <i>Daphnia magna</i> monitoring test is not a requirement.	NMR: No Measurement Required			Pass: ≤50% Mortality			Fail: >50% Mortality						

Metal Mining Effluent Regulations (MMER) 2009 Effluent Compliance

Mine/Mill Name	Huckleberry Mine												
Operator Name	Huckleberry Mines Ltd.												
Product(s)	Copper-Molybdenum-Gold-Silver												
Address	P.O. Box 3000, Houston, British Columbia V0J 1Z0												
Effluent Discharge Point	Hu.SC3 – Sediment Control Structure 3												
Parameters	Limits	Jan.	Feb.	March	April	May	June	July	Aug.	Sep.	Oct.	Nov.	Dec.
As (mg/L)	0.5	0.0010	0.0011	0.0008	0.0009	0.0013	0.0010	0.0010	0.0014	0.0008	0.0006	0.0007	0.0006
Cu (mg/L)	0.3	0.0444	0.0427	0.0409	0.0473	0.0431	0.0256	0.0228	0.0200	0.0147	0.0140	0.0266	0.0269
CN (mg/L)	1.0	NMR	NMR	NMR	NMR	NMR	NMR	NMR	NMR	NMR	NMR	NMR	NMR
Pb (mg/L)	0.2	0.0001	0.0001	0.0001	0.0001	0.0001	0.0001	0.0001	0.0003	0.0001	0.0001	0.0001	0.0001
Ni (mg/L)	0.5	0.0049	0.0031	0.0049	0.0056	0.0021	0.0007	0.0030	0.0018	0.0013	0.0025	0.0010	0.0021
Zn (mg/L)	0.5	0.0202	0.0195	0.0188	0.0160	0.0108	0.0083	0.0135	0.0084	0.0089	0.0103	0.0268	0.0213
TSS (mg/L)	15	0.63	0.50	1.40	0.50	0.50	0.50	0.50	0.50	0.50	0.50	0.50	0.50
Ra-226 (Bq/L)	0.37	NMR	NMR	0.0025	NMR	NMR	0.0025	NMR	0.0070	NMR	NMR	0.0025	NMR
pH low	≥6.0	7.6	7.8	7.8	7.8	7.7	7.9	7.8	7.8	7.7	7.8	7.7	7.8
pH high	≤9.5	7.8	7.8	7.9	7.8	7.9	8.2	8.0	8.0	7.8	8.0	7.9	7.9
Flow (m ³ /month)	—	15 249	11 948	10 323	88 909	36 954	17 424	17 349	12 240	8 677	8 076	15 972	9 790
Rainbow Trout	Pass	NMR	NMR	1	NMR	1	NMR	-	-	-	NMR	1	NMR
Acute Lethality Test	Fail	-	-	-	-	-	-	-	-	-	-	-	-
<i>Daphnia magna</i>	Pass	NMR	NMR	1	NMR	1	NMR	-	-	-	NMR	1	NMR
Monitoring Test	Fail	-	-	-	-	-	-	-	-	-	-	-	-
Comments:	No annual report was submitted. The annual report was completed from the quarterly reports. No toxicity test results were provided for the third quarter.												
Notes: ND: No Deposit	NMR: No Measurement Required												
Highlighted data indicate that a monthly effluent quality standard was exceeded for that month.	Pass: ≤50% Mortality												
A "Pass" for the <i>Daphnia magna</i> monitoring test is not a requirement.	Fail: >50% Mortality												

Metal Mining Effluent Regulations (MMER) 2009 Effluent Compliance

Mine/Mill Name	Huckleberry Mine												
Operator Name	Huckleberry Mines Ltd.												
Product(s)	Copper-Molybdenum-Gold-Silver												
Address	P.O. Box 3000, Houston, British Columbia V0J 1Z0												
Effluent Discharge Point	Hu.SC4 – Sediment Control Structure 4												
Parameters	Limits	Jan.	Feb.	March	April	May	June	July	Aug.	Sep.	Oct.	Nov.	Dec.
As (mg/L)	0.5	ND	ND	ND	0.0005	0.0008	0.0006	0.0007	ND	0.0009	0.0008	0.0006	0.0005
Cu (mg/L)	0.3	ND	ND	ND	0.0658	0.0510	0.0279	0.0226	ND	0.0067	0.0105	0.0146	0.0114
CN (mg/L)	1.0	ND	ND	ND	NMR	NMR	NMR	NMR	ND	NMR	NMR	NMR	NMR
Pb (mg/L)	0.2	ND	ND	ND	0.0001	0.0001	0.0001	0.0001	ND	0.0001	0.0001	0.0001	0.0001
Ni (mg/L)	0.5	ND	ND	ND	0.0136	0.0079	0.0079	0.0087	ND	0.0029	0.0025	0.0026	0.0028
Zn (mg/L)	0.5	ND	ND	ND	0.0167	0.0176	0.0099	0.0125	ND	0.0019	0.0031	0.0075	0.0035
TSS (mg/L)	15	ND	ND	ND	2.33	1.25	0.90	1.88	ND	1.50	0.75	1.60	0.50
Ra-226 (Bq/L)	0.37	ND	ND	ND	0.0100	NMR	0.0025	NMR	ND	0.0025	NMR	0.0080	NMR
pH low	≥6.0	ND	ND	ND	7.6	7.8	7.7	7.8	ND	7.7	7.8	7.7	7.8
pH high	≤9.5	ND	ND	ND	7.7	7.9	8.0	7.8	ND	7.9	7.9	7.8	7.8
Flow (m ³ /month)	—	ND	ND	ND	34 466	10 633	10 296	14 239	ND	7 180	13 502	17 540	8 435
Rainbow Trout	Pass	ND	ND	ND	NMR	1	NMR	-	ND	-	NMR	1	NMR
Acute Lethality Test	Fail	-	-	-	-	-	-	-	-	-	-	-	-
<i>Daphnia magna</i>	Pass	ND	ND	ND	NMR	1	NMR	-	ND	-	NMR	1	NMR
Monitoring Test	Fail	-	-	-	-	-	-	-	-	-	-	-	-
Comments:	No annual report was submitted. The annual report was completed from the quarterly reports. No toxicity test results were provided for the third quarter.												
Notes:	ND: No Deposit NMR: No Measurement Required Highlighted data indicate that a monthly effluent quality standard was exceeded for that month. A "Pass" for the <i>Daphnia magna</i> monitoring test is not a requirement.												
	Pass: ≤50% Mortality Fail: >50% Mortality												

Metal Mining Effluent Regulations (MMER) 2009 Effluent Compliance

Mine/Mill Name	Huckleberry Mine												
Operator Name	Huckleberry Mines Ltd.												
Product(s)	Copper-Molybdenum-Gold-Silver												
Address	P.O. Box 3000, Houston, British Columbia V0J 1Z0												
Effluent Discharge Point	Hu.TMF2 – Tailings Management Facility 2 Supernatant												
Parameters	Limits	Jan.	Feb.	March	April	May	June	July	Aug.	Sept.	Oct.	Nov.	Dec.
As (mg/L)	0.5	0.0012	0.0019	ND	0.0006	0.0011	0.0013	0.0011	0.0004	0.0005	0.0006	0.0007	0.0006
Cu (mg/L)	0.3	0.0026	0.0020	ND	0.0054	0.0082	0.0038	0.0065	0.0045	0.0046	0.0039	0.0034	0.0032
CN (mg/L)	1.0	NMR	NMR	ND	NMR	NMR	NMR	NMR	NMR	NMR	NMR	NMR	NMR
Pb (mg/L)	0.2	0.0001	0.0001	ND	0.0001	0.0001	0.0001	0.0001	0.0001	0.0001	0.0001	0.0001	0.0001
Ni (mg/L)	0.5	0.0048	0.0032	ND	0.0023	0.0037	0.0026	0.0040	0.0034	0.0021	0.0025	0.0019	0.0023
Zn (mg/L)	0.5	0.0012	0.0010	ND	0.0016	0.0028	0.0026	0.0026	0.0021	0.0022	0.0013	0.0015	0.0026
TSS (mg/L)	15	5.00	3.67	ND	6.00	3.25	2.80	7.75	3.80	3.50	3.25	2.00	3.50
Ra-226 (Bq/L)	0.37	-	-	ND	NMR	NMR	0.0060	NMR	0.0025	NMR	NMR	0.0070	NMR
pH low	≥6.0	7.5	7.6	ND	7.8	7.5	7.7	7.6	7.5	7.4	7.7	7.8	7.7
pH high	≤9.5	7.6	7.7	ND	7.8	7.8	8.0	7.9	7.8	7.8	7.9	8.0	7.8
Flow (m ³ /month)	—	589 002	292 763	ND	55 496	341 089	418 848	333 345	440 521	273 708	158 558	215 221	226 742
Rainbow Trout	Pass	1	1	ND	1	1	1	1	NMR	NMR	NMR	1	NMR
Acute Lethality Test	Fail	-	-	-	-	-	-	-	-	-	-	-	-
<i>Daphnia magna</i>	Pass	1	1	ND	1	1	1	1	NMR	NMR	NMR	1	NMR
Monitoring Test	Fail	-	-	-	-	-	-	-	-	-	-	-	-
Comments:	No annual report was submitted. The annual report was completed from the quarterly reports. No radium 226 test result was provided for the first quarter.												
Notes:	ND: No Deposit NMR: No Measurement Required Highlighted data indicate that a monthly effluent quality standard was exceeded for that month. A "Pass" for the <i>Daphnia magna</i> monitoring test is not a requirement.												
	Pass: ≤50% Mortality Fail: >50% Mortality												

Metal Mining Effluent Regulations (MMER) 2009 Effluent Compliance

Mine/Mill Name	Iron Ore Company of Canada – Carol Project												
Operator Name	Iron Ore Company of Canada												
Product(s)	Iron												
Address	2 Avalon Drive, Labrador City, Newfoundland and Labrador A2V 2Y6												
Effluent Discharge Point	Beaver Bay Discharge												
Parameters	Limits	Jan.	Feb.	March	April	May	June	July	Aug.	Sep.	Oct.	Nov.	Dec.
As (mg/L)	0.5	-	-	-	-	-	-	-	-	-	-	-	-
Cu (mg/L)	0.3	-	-	-	-	-	-	-	-	-	-	-	-
CN (mg/L)	1.0	-	-	-	-	-	-	-	-	-	-	-	-
Pb (mg/L)	0.2	-	-	-	-	-	-	-	-	-	-	-	-
Ni (mg/L)	0.5	-	-	-	-	-	-	-	-	-	-	-	-
Zn (mg/L)	0.5	-	-	-	-	-	-	-	-	-	-	-	-
TSS (mg/L)	15	-	-	-	-	-	-	-	-	-	-	-	-
Ra-226 (Bq/L)	0.37	-	-	-	-	-	-	-	-	-	-	-	-
pH low	≥6.0	-	-	-	-	-	-	-	-	-	-	-	-
pH high	≤9.5	-	-	-	-	-	-	-	-	-	-	-	-
Flow (m ³ /month)	—	-	-	-	-	-	-	-	-	-	-	-	-
Rainbow Trout	Pass	-	-	-	-	-	-	-	-	-	-	-	-
Acute Lethality Test	Fail	-	-	-	-	-	-	-	-	-	-	-	-
<i>Daphnia magna</i>	Pass	-	-	-	-	-	-	-	-	-	-	-	-
Monitoring Test	Fail	-	-	-	-	-	-	-	-	-	-	-	-
Comments:	“Beaver Bay Discharge” is no longer used as a final discharge point.												
Notes: ND: No Deposit Highlighted data indicate that a monthly effluent quality standard was exceeded for that month. A “Pass” for the <i>Daphnia magna</i> monitoring test is not a requirement.	NMR: No Measurement Required			Pass: ≤50% Mortality			Fail: >50% Mortality						

Metal Mining Effluent Regulations (MMER) 2009 Effluent Compliance

Mine/Mill Name	Iron Ore Company of Canada – Carol Project												
Operator Name	Iron Ore Company of Canada												
Product(s)	Iron												
Address	2 Avalon Drive, Labrador City, Newfoundland and Labrador A2V 2Y6												
Effluent Discharge Point	Hakim Culvert												
Parameters	Limits	Jan.	Feb.	March	April	May	June	July	Aug.	Sept.	Oct.	Nov.	Dec.
As (mg/L)	0.5	ND	ND	ND	0.0025	0.0015	0.0005	0.0010	0.0010	0.0010	0.0010	0.0010	0.0010
Cu (mg/L)	0.3	ND	ND	ND	0.0200	0.0018	0.0008	0.0010	0.0010	0.0023	0.0020	0.0010	0.0010
CN (mg/L)	1.0	ND	ND	ND	NMR	NMR	NMR	NMR	NMR	NMR	NMR	NMR	NMR
Pb (mg/L)	0.2	ND	ND	ND	0.0020	0.0003	0.0001	0.0003	0.0011	0.0003	0.0003	0.0003	0.0003
Ni (mg/L)	0.5	ND	ND	ND	0.0100	0.0005	0.0005	0.0010	0.0010	0.0015	0.0010	0.0010	0.0010
Zn (mg/L)	0.5	ND	ND	ND	0.0300	0.0083	0.0098	0.0098	0.0069	0.0075	0.0060	0.0048	0.0043
TSS (mg/L)	15	ND	ND	ND	158.00	6.75	7.80	1.00	1.00	0.63	2.38	1.10	1.75
Ra-226 (Bq/L)	0.37	ND	ND	ND	0.0050	NMR	NMR	0.0080	0.0025	0.0060	0.0200	NMR	NMR
pH low	≥6.0	ND	ND	ND	7.8	7.6	7.5	7.4	7.3	7.0	7.7	7.6	7.4
pH high	≤9.5	ND	ND	ND	7.8	8.0	7.9	7.9	8.0	7.9	8.7	8.1	7.8
Flow (m ³ /month)	—	ND	ND	ND	46 378	132 112	318 437	32 957	131 460	183 042	280 846	222 858	164 207
Rainbow Trout	Pass	ND	ND	ND	-	1	3	2	1	1	1	2	1
Acute Lethality Test	Fail	-	-	-	1	1	1	-	-	-	-	-	-
<i>Daphnia magna</i>	Pass	ND	ND	ND	1	2	4	2	1	1	1	2	1
Monitoring Test	Fail	-	-	-	-	-	-	-	-	-	-	-	-
Comments:	No toxicity test results were provided for October. No radium 226 test result was provided for the fourth quarter.												
Notes:	ND: No Deposit NMR: No Measurement Required Highlighted data indicate that a monthly effluent quality standard was exceeded for that month. A "Pass" for the <i>Daphnia magna</i> monitoring test is not a requirement.												
	Pass: ≤50% Mortality Fail: >50% Mortality												

Metal Mining Effluent Regulations (MMER) 2009 Effluent Compliance

Mine/Mill Name	Iron Ore Company of Canada – Carol Project												
Operator Name	Iron Ore Company of Canada												
Product(s)	Iron												
Address	2 Avalon Drive, Labrador City, Newfoundland and Labrador A2V 2Y6												
Effluent Discharge Point	Juliennie Narrows												
Parameters	Limits	Jan.	Feb.	March	April	May	June	July	Aug.	Sep.	Oct.	Nov.	Dec.
As (mg/L)	0.5	0.0005	0.0005	0.0005	0.0005	0.0005	0.0005	0.0010	0.0010	0.0010	0.0010	0.0010	0.0010
Cu (mg/L)	0.3	0.0005	0.0005	0.0005	0.0005	0.0005	0.0005	0.0010	0.0010	0.0010	0.0010	0.0010	0.0013
CN (mg/L)	1.0	NMR	NMR	NMR	NMR	NMR	NMR	NMR	NMR	NMR	NMR	NMR	NMR
Pb (mg/L)	0.2	0.0001	0.0002	0.0001	0.0001	0.0001	0.0001	0.0003	0.0003	0.0003	0.0003	0.0003	0.0003
Ni (mg/L)	0.5	0.0005	0.0005	0.0005	0.0005	0.0005	0.0005	0.0010	0.0010	0.0010	0.0010	0.0010	0.0010
Zn (mg/L)	0.5	0.0010	0.0023	0.0010	0.0015	0.0010	0.0128	0.0055	0.0034	0.0025	0.0038	0.0026	0.0025
TSS (mg/L)	15	2.00	1.00	1.00	1.00	1.00	1.60	2.25	1.60	1.50	1.50	1.40	1.75
Ra-226 (Bq/L)	0.37	0.0050	NMR	0.0050	0.0050	NMR	NMR	0.0025	0.0025	0.0025	0.0025	NMR	NMR
pH low	≥6.0	7.1	7.0	6.9	7.1	7.1	6.5	7.4	7.3	7.3	7.4	7.2	7.5
pH high	≤9.5	8.2	7.1	7.3	7.6	7.4	7.5	8.2	8.1	7.8	7.8	7.8	7.6
Flow (m ³ /month)	—	59 299 776	37 497 600	31 953 312	26 101 440	95 083 200	216 120 960	223 324 992	127 277 568	106 634 880	103 332 672	99 999 360	103 332 672
Rainbow Trout	Pass	1	1	1	1	1	1	1	1	1	1	1	1
Acute Lethality Test	Fail	-	-	-	-	-	-	-	-	-	-	-	-
<i>Daphnia magna</i>	Pass	1	1	1	1	1	1	1	1	1	1	1	1
Monitoring Test	Fail	-	-	-	-	-	-	-	-	-	-	-	-
Comments:													
Notes: ND: No Deposit													
NMR: No Measurement Required													
Highlighted data indicate that a monthly effluent quality standard was exceeded for that month.													
A "Pass" for the <i>Daphnia magna</i> monitoring test is not a requirement.													
Pass: ≤50% Mortality													
Fail: >50% Mortality													

Metal Mining Effluent Regulations (MMER) 2009 Effluent Compliance

Mine/Mill Name	Iron Ore Company of Canada – Carol Project												
Operator Name	Iron Ore Company of Canada												
Product(s)	Iron												
Address	2 Avalon Drive, Labrador City, Newfoundland and Labrador A2V 2Y6												
Effluent Discharge Point	Main Tailings Discharge												
Parameters	Limits	Jan.	Feb.	March	April	May	June	July	Aug.	Sep.	Oct.	Nov.	Dec.
As (mg/L)	0.5	-	-	-	-	-	-	-	-	-	-	-	-
Cu (mg/L)	0.3	-	-	-	-	-	-	-	-	-	-	-	-
CN (mg/L)	1.0	-	-	-	-	-	-	-	-	-	-	-	-
Pb (mg/L)	0.2	-	-	-	-	-	-	-	-	-	-	-	-
Ni (mg/L)	0.5	-	-	-	-	-	-	-	-	-	-	-	-
Zn (mg/L)	0.5	-	-	-	-	-	-	-	-	-	-	-	-
TSS (mg/L)	15	-	-	-	-	-	-	-	-	-	-	-	-
Ra-226 (Bq/L)	0.37	-	-	-	-	-	-	-	-	-	-	-	-
pH low	≥6.0	-	-	-	-	-	-	-	-	-	-	-	-
pH high	≤9.5	-	-	-	-	-	-	-	-	-	-	-	-
Flow (m ³ /month)	—	-	-	-	-	-	-	-	-	-	-	-	-
Rainbow Trout	Pass	-	-	-	-	-	-	-	-	-	-	-	-
Acute Lethality Test	Fail	-	-	-	-	-	-	-	-	-	-	-	-
<i>Daphnia magna</i>	Pass	-	-	-	-	-	-	-	-	-	-	-	-
Monitoring Test	Fail	-	-	-	-	-	-	-	-	-	-	-	-
Comments:	“Main Tailings Discharge” is no longer used as a final discharge point.												
Notes: ND: No Deposit Highlighted data indicate that a monthly effluent quality standard was exceeded for that month. A “Pass” for the <i>Daphnia magna</i> monitoring test is not a requirement.	NMR: No Measurement Required			Pass: ≤50% Mortality			Fail: >50% Mortality						

Metal Mining Effluent Regulations (MMER) 2009 Effluent Compliance

Mine/Mill Name	Iron Ore Company of Canada – Carol Project												
Operator Name	Iron Ore Company of Canada												
Product(s)	Iron												
Address	2 Avalon Drive, Labrador City, Newfoundland and Labrador A2V 2Y6												
Effluent Discharge Point	MD5												
Parameters	Limits	Jan.	Feb.	March	April	May	June	July	Aug.	Sept.	Oct.	Nov.	Dec.
As (mg/L)	0.5	ND	ND	ND	ND	0.0005	0.0005	0.0010	0.0010	0.0010	0.0010	0.0010	ND
Cu (mg/L)	0.3	ND	ND	ND	ND	0.0005	0.0011	0.0010	0.0010	0.0018	0.0013	0.0010	ND
CN (mg/L)	1.0	ND	ND	ND	ND	NMR	NMR	NMR	NMR	NMR	NMR	NMR	ND
Pb (mg/L)	0.2	ND	ND	ND	ND	0.0001	0.0002	0.0003	0.0021	0.0003	0.0003	0.0003	ND
Ni (mg/L)	0.5	ND	ND	ND	ND	0.0005	0.0005	0.0010	0.0010	0.0010	0.0010	0.0010	ND
Zn (mg/L)	0.5	ND	ND	ND	ND	0.0075	0.0090	0.0053	0.0042	0.0073	0.0058	0.0083	ND
TSS (mg/L)	15	ND	ND	ND	ND	2.00	2.25	3.50	2.38	1.00	1.25	1.25	ND
Ra-226 (Bq/L)	0.37	ND	ND	ND	ND	NMR	0.0080	NMR	0.0025	0.0025	0.0090	NMR	NMR
pH low	≥6.0	ND	ND	ND	ND	7.0	7.1	7.3	7.1	7.3	7.5	7.5	ND
pH high	≤9.5	ND	ND	ND	ND	7.3	7.7	7.5	8.0	7.9	8.4	7.8	ND
Flow (m ³ /month)	—	ND	ND	ND	ND	3 990	14 497	3 486	8 445	6 475	3 481	1 010	ND
Rainbow Trout	Pass	ND	ND	ND	ND	1	1	1	1	1	1	1	ND
Acute Lethality Test	Fail	-	-	-	-	-	-	-	-	-	-	-	-
<i>Daphnia magna</i>	Pass	ND	ND	ND	ND	1	1	1	1	1	1	1	ND
Monitoring Test	Fail	-	-	-	-	-	-	-	-	-	-	-	-
Comments:													

Notes: ND: No Deposit
 Highlighted data indicate that a monthly effluent quality standard was exceeded for that month.
 A "Pass" for the *Daphnia magna* monitoring test is not a requirement.

NMR: No Measurement Required Pass: ≤50% Mortality Fail: >50% Mortality

Metal Mining Effluent Regulations (MMER) 2009 Effluent Compliance

Mine/Mill Name	Iron Ore Company of Canada – Carol Project												
Operator Name	Iron Ore Company of Canada												
Product(s)	Iron												
Address	2 Avalon Drive, Labrador City, Newfoundland and Labrador A2V 2Y6												
Effluent Discharge Point	Old Tailings Pumphouse Discharge												
Parameters	Limits	Jan.	Feb.	March	April	May	June	July	Aug.	Sep.	Oct.	Nov.	Dec.
As (mg/L)	0.5	-	-	-	-	-	-	-	-	-	-	-	-
Cu (mg/L)	0.3	-	-	-	-	-	-	-	-	-	-	-	-
CN (mg/L)	1.0	-	-	-	-	-	-	-	-	-	-	-	-
Pb (mg/L)	0.2	-	-	-	-	-	-	-	-	-	-	-	-
Ni (mg/L)	0.5	-	-	-	-	-	-	-	-	-	-	-	-
Zn (mg/L)	0.5	-	-	-	-	-	-	-	-	-	-	-	-
TSS (mg/L)	15	-	-	-	-	-	-	-	-	-	-	-	-
Ra-226 (Bq/L)	0.37	-	-	-	-	-	-	-	-	-	-	-	-
pH low	≥6.0	-	-	-	-	-	-	-	-	-	-	-	-
pH high	≤9.5	-	-	-	-	-	-	-	-	-	-	-	-
Flow (m ³ /month)	—	-	-	-	-	-	-	-	-	-	-	-	-
Rainbow Trout	Pass	-	-	-	-	-	-	-	-	-	-	-	-
Acute Lethality Test	Fail	-	-	-	-	-	-	-	-	-	-	-	-
<i>Daphnia magna</i>	Pass	-	-	-	-	-	-	-	-	-	-	-	-
Monitoring Test	Fail	-	-	-	-	-	-	-	-	-	-	-	-
Comments:	“Old Tailings Pumphouse Discharge” is no longer used as a final discharge point.												
Notes: ND: No Deposit Highlighted data indicate that a monthly effluent quality standard was exceeded for that month. A “Pass” for the <i>Daphnia magna</i> monitoring test is not a requirement.	NMR: No Measurement Required			Pass: ≤50% Mortality			Fail: >50% Mortality						

Metal Mining Effluent Regulations (MMER) 2009 Effluent Compliance

Mine/Mill Name	Iron Ore Company of Canada – Carol Project												
Operator Name	Iron Ore Company of Canada												
Product(s)	Iron												
Address	2 Avalon Drive, Labrador City, Newfoundland and Labrador A2V 2Y6												
Effluent Discharge Point	Ore Car Flume												
Parameters	Limits	Jan.	Feb.	March	April	May	June	July	Aug.	Sep.	Oct.	Nov.	Dec.
As (mg/L)	0.5	-	-	-	-	-	-	-	-	-	-	-	-
Cu (mg/L)	0.3	-	-	-	-	-	-	-	-	-	-	-	-
CN (mg/L)	1.0	-	-	-	-	-	-	-	-	-	-	-	-
Pb (mg/L)	0.2	-	-	-	-	-	-	-	-	-	-	-	-
Ni (mg/L)	0.5	-	-	-	-	-	-	-	-	-	-	-	-
Zn (mg/L)	0.5	-	-	-	-	-	-	-	-	-	-	-	-
TSS (mg/L)	15	-	-	-	-	-	-	-	-	-	-	-	-
Ra-226 (Bq/L)	0.37	-	-	-	-	-	-	-	-	-	-	-	-
pH low	≥6.0	-	-	-	-	-	-	-	-	-	-	-	-
pH high	≤9.5	-	-	-	-	-	-	-	-	-	-	-	-
Flow (m ³ /month)	—	-	-	-	-	-	-	-	-	-	-	-	-
Rainbow Trout	Pass	-	-	-	-	-	-	-	-	-	-	-	-
Acute Lethality Test	Fail	-	-	-	-	-	-	-	-	-	-	-	-
<i>Daphnia magna</i>	Pass	-	-	-	-	-	-	-	-	-	-	-	-
Monitoring Test	Fail	-	-	-	-	-	-	-	-	-	-	-	-
Comments:	“Ore Car Flume” is no longer used as a final discharge point.												
Notes: ND: No Deposit Highlighted data indicate that a monthly effluent quality standard was exceeded for that month. A “Pass” for the <i>Daphnia magna</i> monitoring test is not a requirement.	NMR: No Measurement Required			Pass: ≤50% Mortality			Fail: >50% Mortality						

Metal Mining Effluent Regulations (MMER) 2009 Effluent Compliance

Mine/Mill Name	Island Gold Project												
Operator Name	Richmont Mines Inc.												
Product(s)	Gold												
Address	Goudreau Road, Dubreuilville, Ontario P0S 1B0												
Effluent Discharge Point	IG-2												
Parameters	Limits	Jan.	Feb.	March	April	May	June	July	Aug.	Sep.	Oct.	Nov.	Dec.
As (mg/L)	0.5	0.0051	ND	ND	0.0010	0.0008	0.0008	ND	0.0019	ND	0.0021	0.0015	0.0013
Cu (mg/L)	0.3	0.0257	ND	ND	0.0030	0.0035	0.0040	ND	0.0040	ND	0.0032	0.0031	0.0027
CN (mg/L)	1.0	0.0800	ND	ND	0.0250	0.0701	0.0040	ND	0.0080	ND	0.0047	0.0045	0.0123
Pb (mg/L)	0.2	0.0019	ND	ND	0.0005	0.0004	0.0004	ND	0.0001	ND	0.0001	0.0001	0.0004
Ni (mg/L)	0.5	0.0146	ND	ND	0.0060	0.0038	0.0048	ND	0.0042	ND	0.0035	0.0036	0.0039
Zn (mg/L)	0.5	0.0094	ND	ND	0.0050	0.0082	0.0042	ND	0.0026	ND	0.0019	0.0043	0.0049
TSS (mg/L)	15	15.60	ND	ND	9.50	5.75	19.00	ND	5.30	ND	2.53	3.08	7.33
Ra-226 (Bq/L)	0.37	-	ND	ND	NMR	0.0050	NMR	ND	0.0050	ND	0.0050	0.0050	NMR
pH low	≥6.0	7.3	ND	ND	7.4	7.5	7.9	ND	8.1	ND	8.0	7.9	7.5
pH high	≤9.5	7.3	ND	ND	7.4	7.8	7.9	ND	8.3	ND	8.1	7.9	7.9
Flow (m ³ /month)	—	13 600	ND	ND	29 536	318 407	101 832	ND	311 744	ND	60 990	183 668	150 849
Rainbow Trout	Pass	-	ND	ND	-	4	1	ND	1	ND	1	1	1
Acute Lethality Test	Fail	-	-	-	1	-	-	-	-	-	-	-	-
Daphnia magna	Pass	-	ND	ND	1	4	1	ND	1	ND	1	1	1
Monitoring Test	Fail	-	-	-	-	-	-	-	-	-	-	-	-
Comments:	No toxicity test results were provided for January. No radium 226 test result was provided for the first quarter.												
Notes:	ND: No Deposit NMR: No Measurement Required Highlighted data indicate that a monthly effluent quality standard was exceeded for that month. A "Pass" for the <i>Daphnia magna</i> monitoring test is not a requirement.												
	Pass: ≤50% Mortality Fail: >50% Mortality												

Metal Mining Effluent Regulations (MMER) 2009 Effluent Compliance

Mine/Mill Name	Joe Mann												
Operator Name	Ressources Campbell Inc.												
Product(s)	Gold-Copper												
Address	P.O. Box 400, Chibougamau, Quebec G8P 2X8												
Effluent Discharge Point	Polishing Pond Effluent – Point 10												
Parameters	Limits	Jan.	Feb.	March	April	May	June	July	Aug.	Sep.	Oct.	Nov.	Dec.
As (mg/L)	0.5	ND	ND	ND	ND	0.0003	0.0005	0.0005	0.0003	0.0007	-	-	-
Cu (mg/L)	0.3	ND	ND	ND	ND	0.0018	0.0008	0.0007	0.0011	0.0006	-	-	-
CN (mg/L)	1.0	ND	ND	ND	ND	0.0090	0.0390	0.0290	0.0140	0.0000	-	-	-
Pb (mg/L)	0.2	ND	ND	ND	ND	0.0008	0.0017	0.0021	0.0003	0.0007	-	-	-
Ni (mg/L)	0.5	ND	ND	ND	ND	0.0024	0.0032	0.0017	0.0018	0.0017	-	-	-
Zn (mg/L)	0.5	ND	ND	ND	ND	0.0215	0.0200	0.0084	0.0027	0.0082	-	-	-
TSS (mg/L)	15	ND	ND	ND	ND	4.00	4.40	3.00	2.30	2.00	-	-	-
Ra-226 (Bq/L)	0.37	ND	ND	ND	ND	0.0020	0.0040	0.0010	0.0010	NMR	-	-	-
pH low	≥6.0	ND	ND	ND	ND	7.6	7.3	7.6	7.4	7.6	-	-	-
pH high	≤9.5	ND	ND	ND	ND	7.7	7.6	8.0	8.0	7.8	-	-	-
Flow (m ³ /month)	—	ND	ND	ND	ND	273	510	434	180	170	-	-	-
Rainbow Trout	Pass	ND	ND	ND	ND	1	1	1	1	NMR	-	-	-
Acute Lethality Test	Fail	-	-	-	-	-	-	-	-	-	-	-	-
<i>Daphnia magna</i>	Pass	ND	ND	ND	ND	1	1	1	1	NMR	-	-	-
Monitoring Test	Fail	-	-	-	-	-	-	-	-	-	-	-	-
Comments:	No annual report was submitted. The annual report was completed from the quarterly reports. No data were submitted for the fourth quarter. Joe Mann Mine entered into bankruptcy protection on September 28, 2009.												
Notes:	ND: No Deposit NMR: No Measurement Required Highlighted data indicate that a monthly effluent quality standard was exceeded for that month. A "Pass" for the <i>Daphnia magna</i> monitoring test is not a requirement.												
	Pass: ≤50% Mortality Fail: >50% Mortality												

Metal Mining Effluent Regulations (MMER) 2009 Effluent Compliance

Mine/Mill Name	Kemess South Mine												
Operator Name	Northgate Minerals Corporation												
Product(s)	Gold-Copper												
Address	P.O. Box 3519, Smithers, British Columbia V0J 2N0												
Effluent Discharge Point	KS.WQ14 – Runoff												
Parameters	Limits	Jan.	Feb.	March	April	May	June	July	Aug.	Sep.	Oct.	Nov.	Dec.
As (mg/L)	0.5	0.0002	0.0002	0.0002	0.0005	0.0007	0.0009	0.0008	0.0006	0.0004	0.0004	0.0003	0.0002
Cu (mg/L)	0.3	0.0016	0.0010	0.0011	0.0021	0.0029	0.0029	0.0025	0.0026	0.0017	0.0014	0.0013	0.0011
CN (mg/L)	1.0	NMR	NMR	NMR	NMR	NMR	NMR	NMR	NMR	NMR	NMR	NMR	NMR
Pb (mg/L)	0.2	0.0001	0.0000	0.0000	0.0001	0.0001	0.0001	0.0001	0.0000	0.0000	0.0000	0.0000	0.0000
Ni (mg/L)	0.5	0.0003	0.0003	0.0003	0.0003	0.0004	0.0005	0.0003	0.0009	0.0004	0.0006	0.0003	0.0002
Zn (mg/L)	0.5	0.0023	0.0009	0.0017	0.0015	0.0013	0.0014	0.0017	0.0055	0.0006	0.0005	0.0005	0.0005
TSS (mg/L)	15	1.25	1.30	0.60	4.72	6.08	4.35	3.74	1.48	1.30	0.77	1.06	1.36
Ra-226 (Bq/L)	0.37	NMR	NMR	0.0050	NMR	0.0025	NMR	NMR	0.0050	NMR	0.0100	NMR	NMR
pH low	≥6.0	7.6	8.1	7.9	7.9	7.8	7.9	7.9	8.0	7.8	7.9	7.9	7.8
pH high	≤9.5	8.0	8.1	8.2	8.1	8.2	8.1	8.4	8.2	8.3	8.6	8.3	8.1
Flow (m ³ /month)	—	27 644	5 418	7 062	51 240	371 912	217 043	99 814	25 632	26 843	28 511	22 596	15 959
Rainbow Trout	Pass	NMR	NMR	1	NMR	1	NMR	NMR	1	NMR	1	NMR	NMR
Acute Lethality Test	Fail	-	-	-	-	-	-	-	-	-	-	-	-
<i>Daphnia magna</i>	Pass	NMR	NMR	1	NMR	1	NMR	NMR	1	NMR	1	NMR	NMR
Monitoring Test	Fail	-	-	-	-	-	-	-	-	-	-	-	-
Comments:													
Notes: ND: No Deposit Highlighted data indicate that a monthly effluent quality standard was exceeded for that month. A "Pass" for the <i>Daphnia magna</i> monitoring test is not a requirement.													
NMR: No Measurement Required Pass: ≤50% Mortality Fail: >50% Mortality													

Metal Mining Effluent Regulations (MMER) 2009 Effluent Compliance

Mine/Mill Name	Kemess South Mine												
Operator Name	Northgate Minerals Corporation												
Product(s)	Gold-Copper												
Address	P.O. Box 3519, Smithers, British Columbia V0J 2N0												
Effluent Discharge Point	KS.WQBXL – Sedimentation Pond Decant												
Parameters	Limits	Jan.	Feb.	March	April	May	June	July	Aug.	Sep.	Oct.	Nov.	Dec.
As (mg/L)	0.5	ND	ND	ND	ND	0.0003	0.0003	0.0003	0.0006	0.0004	ND	ND	ND
Cu (mg/L)	0.3	ND	ND	ND	ND	0.0029	0.0021	0.0020	0.0021	0.0021	ND	ND	ND
CN (mg/L)	1.0	ND	ND	ND	ND	NMR	NMR	NMR	NMR	NMR	ND	ND	ND
Pb (mg/L)	0.2	ND	ND	ND	ND	0.0001	0.0000	0.0000	0.0001	0.0001	ND	ND	ND
Ni (mg/L)	0.5	ND	ND	ND	ND	0.0005	0.0004	0.0003	0.0003	0.0003	ND	ND	ND
Zn (mg/L)	0.5	ND	ND	ND	ND	0.0037	0.0030	0.0040	0.0010	0.0009	ND	ND	ND
TSS (mg/L)	15	ND	ND	ND	ND	4.48	1.92	2.05	2.15	1.10	ND	ND	ND
Ra-226 (Bq/L)	0.37	ND	ND	ND	ND	0.0025	0.0053	0.0025	0.0025	NMR	ND	ND	ND
pH low	≥6.0	ND	ND	ND	ND	7.9	8.0	8.0	8.1	8.0	ND	ND	ND
pH high	≤9.5	ND	ND	ND	ND	8.1	8.2	8.4	8.1	8.1	ND	ND	ND
Flow (m ³ /month)	—	ND	ND	ND	ND	2 760	4 910	3 307	20	210	ND	ND	ND
Rainbow Trout	Pass	ND	ND	ND	ND	1	1	1	1	-	ND	ND	ND
Acute Lethality Test	Fail	-	-	-	-	-	-	-	-	-	-	-	-
<i>Daphnia magna</i>	Pass	ND	ND	ND	ND	1	1	1	1	-	ND	ND	ND
Monitoring Test	Fail	-	-	-	-	-	-	-	-	-	-	-	-
Comments:	No toxicity test results were provided for September.												
Notes:	ND: No Deposit Highlighted data indicate that a monthly effluent quality standard was exceeded for that month. A "Pass" for the <i>Daphnia magna</i> monitoring test is not a requirement.												
	NMR: No Measurement Required Pass: ≤50% Mortality Fail: >50% Mortality												

Metal Mining Effluent Regulations (MMER) 2009 Effluent Compliance

Mine/Mill Name	Key Lake Operation												
Operator Name	Cameco Corporation												
Product(s)	Uranium												
Address	2121-11th Street West, Saskatoon, Saskatchewan S7M 1J3												
Effluent Discharge Point	Station 1.2 – Dewatering Discharge to Horsefly Lake												
Parameters	Limits	Jan.	Feb.	March	April	May	June	July	Aug.	Sept.	Oct.	Nov.	Dec.
As (mg/L)	0.5	0.0001	0.0001	0.0001	0.0001	0.0001	0.0001	0.0001	0.0001	0.0001	0.0001	0.0001	0.0001
Cu (mg/L)	0.3	0.0001	0.0001	0.0001	0.0001	0.0001	0.0001	0.0001	0.0001	0.0001	0.0001	0.0001	0.0001
CN (mg/L)	1.0	NMR	NMR	NMR	NMR	NMR	NMR	NMR	NMR	NMR	NMR	NMR	NMR
Pb (mg/L)	0.2	0.0001	0.0001	0.0001	0.0001	0.0001	0.0001	0.0001	0.0001	0.0001	0.0001	0.0001	0.0001
Ni (mg/L)	0.5	0.0145	0.0155	0.0144	0.0144	0.0177	0.0208	0.0195	0.0164	0.0154	0.0180	0.0210	0.0170
Zn (mg/L)	0.5	0.0023	0.0025	0.0028	0.0009	0.0019	0.0018	0.0010	0.0014	0.0037	0.0022	0.0011	0.0009
TSS (mg/L)	15	0.40	0.83	0.22	0.10	0.17	0.14	0.10	0.13	0.10	0.25	0.30	0.33
Ra-226 (Bq/L)	0.37	0.0036	0.0025	0.0030	0.0025	0.0083	0.0025	0.0036	0.0025	0.0025	0.0025	0.0040	0.0025
pH low	≥6.0	6.6	6.4	6.5	6.4	6.7	6.5	6.4	6.3	6.8	6.7	6.5	6.6
pH high	≤9.5	6.9	6.9	6.7	6.7	6.8	6.9	6.8	6.7	7.1	8.4	6.8	6.9
Flow (m ³ /month)	—	515 697	471 024	546 314	407 324	393 749	410 871	385 468	438 077	421 353	507 157	538 702	568 903
Rainbow Trout	Pass	1	1	1	1	1	1	1	1	1	NMR	NMR	1
Acute Lethality Test	Fail	-	-	-	-	-	-	-	-	-	-	-	-
Daphnia magna	Pass	1	1	1	1	1	1	1	1	1	NMR	NMR	1
Monitoring Test	Fail	-	-	-	-	-	-	-	-	-	-	-	-
Comments:													
Notes: ND: No Deposit													
NMR: No Measurement Required													
Highlighted data indicate that a monthly effluent quality standard was exceeded for that month.													
A "Pass" for the <i>Daphnia magna</i> monitoring test is not a requirement.													
Pass: ≤50% Mortality													
Fail: >50% Mortality													

Metal Mining Effluent Regulations (MMER) 2009 Effluent Compliance

Mine/Mill Name	Key Lake Operation												
Operator Name	Cameco Corporation												
Product(s)	Uranium												
Address	2121-11th Street West, Saskatoon, Saskatchewan S7M 1J3												
Effluent Discharge Point	Station 1.4 – Mill Effluent to Wolf Lake												
Parameters	Limits	Jan.	Feb.	March	April	May	June	July	Aug.	Sep.	Oct.	Nov.	Dec.
As (mg/L)	0.5	0.0125	0.0068	0.0091	0.0072	0.0094	0.0081	0.0112	0.0129	0.0138	0.0128	0.0091	0.0103
Cu (mg/L)	0.3	0.0410	0.0217	0.0316	0.0260	0.0024	0.0059	0.0057	0.0069	0.0031	0.0034	0.0107	0.0058
CN (mg/L)	1.0	NMR	NMR	NMR	NMR	NMR	NMR	NMR	NMR	NMR	NMR	NMR	NMR
Pb (mg/L)	0.2	0.0005	0.0004	0.0006	0.0003	0.0004	0.0002	0.0002	0.0002	0.0002	0.0004	0.0005	0.0006
Ni (mg/L)	0.5	0.1338	0.1510	0.2094	0.1195	0.2127	0.0894	0.0705	0.0714	0.0705	0.0955	0.0932	0.1018
Zn (mg/L)	0.5	0.0095	0.0096	0.0184	0.0095	0.0066	0.0077	0.0097	0.0070	0.0046	0.0095	0.0088	0.0095
TSS (mg/L)	15	2.85	2.55	1.50	2.75	3.13	3.86	3.20	1.96	1.90	1.80	1.32	1.78
Ra-226 (Bq/L)	0.37	0.0206	0.0120	0.0260	0.0295	0.0220	0.0332	0.0156	0.0136	0.0098	0.0104	0.0058	0.0206
pH low	≥6.0	6.3	6.3	6.3	6.3	6.8	6.4	6.4	6.3	6.7	6.4	6.2	6.4
pH high	≤9.5	6.6	6.7	6.8	6.8	6.9	6.8	7.0	7.0	7.0	6.7	6.6	6.5
Flow (m ³ /month)	—	115 710	91 263	120 500	99 745	84 215	102 330	136 325	95 153	134 239	153 715	129 790	138 340
Rainbow Trout	Pass	NMR	NMR	1	NMR	NMR	1	NMR	NMR	1	NMR	NMR	1
Acute Lethality Test	Fail	-	-	-	-	-	-	-	-	-	-	-	-
<i>Daphnia magna</i>	Pass	NMR	NMR	1	NMR	NMR	1	NMR	NMR	1	NMR	NMR	1
Monitoring Test	Fail	-	-	-	-	-	-	-	-	-	-	-	-

Comments:

Notes: ND: No Deposit
 Highlighted data indicate that a monthly effluent quality standard was exceeded for that month.
 A "Pass" for the *Daphnia magna* monitoring test is not a requirement.

NMR: No Measurement Required Pass: ≤50% Mortality Fail: >50% Mortality

Metal Mining Effluent Regulations (MMER) 2009 Effluent Compliance

Mine/Mill Name	Kidd Metallurgical Division												
Operator Name	Xstrata Canada Corporation												
Product(s)	Zinc-Copper-Silver-Lead-Cadmium-Indium-Cobalt-Selenium-Palladium-Platinum												
Address	10050 Highway 101 East, P.O. Bag 2002, Hoyle Township, Timmins, Ontario P4N 7K1												
Effluent Discharge Point	Final Effluent Monitoring Point												
Parameters	Limits	Jan.	Feb.	March	April	May	June	July	Aug.	Sep.	Oct.	Nov.	Dec.
As (mg/L)	0.5	0.0003	0.0003	0.0003	0.0003	0.0003	0.0004	0.0010	0.0011	0.0024	0.0004	0.0003	0.0006
Cu (mg/L)	0.3	0.0063	0.0133	0.0086	0.0050	0.0035	0.0048	0.0056	0.0048	0.0085	0.0060	0.0074	0.0045
CN (mg/L)	1.0	NMR	NMR	NMR	NMR	NMR	NMR	0.0010	NMR	NMR	NMR	NMR	NMR
Pb (mg/L)	0.2	0.0010	0.0020	0.0012	0.0015	0.0015	0.0018	0.0012	0.0018	0.0010	0.0010	0.0012	0.0013
Ni (mg/L)	0.5	0.0010	0.0018	0.0012	0.0015	0.0018	0.0016	0.0030	0.0016	0.0018	0.0023	0.0028	0.0010
Zn (mg/L)	0.5	0.1450	0.1228	0.1004	0.0323	0.0790	0.0482	0.0830	0.0384	0.0520	0.0855	0.1572	0.1320
TSS (mg/L)	15	1.00	1.00	1.00	1.88	1.25	1.20	2.40	4.00	2.00	1.50	1.40	2.50
Ra-226 (Bq/L)	0.37	NMR	0.0050	NMR	NMR	0.0050	NMR	0.0100	0.0050	NMR	NMR	0.0050	NMR
pH low	≥6.0	7.4	7.4	7.4	7.1	7.6	8.0	8.2	7.9	8.1	7.8	7.4	8.0
pH high	≤9.5	7.9	7.7	7.6	7.6	8.5	8.7	8.6	8.6	8.4	8.2	8.0	8.1
Flow (m ³ /month)	—	981 720	885 750	1 229 887	4 236 560	1 852 937	1 259 780	1 868 530	1 635 872	1 108 690	1 199 540	2 031 950	1 016 050
Rainbow Trout	Pass	1	1	1	1	1	1	1	1	NMR	NMR	1	NMR
Acute Lethality Test	Fail	-	-	-	-	-	-	-	-	-	-	-	-
<i>Daphnia magna</i>	Pass	1	1	1	1	1	1	1	1	NMR	NMR	1	NMR
Monitoring Test	Fail	-	-	-	-	-	-	-	-	-	-	-	-
Comments:													
Notes: ND: No Deposit Highlighted data indicate that a monthly effluent quality standard was exceeded for that month. A "Pass" for the <i>Daphnia magna</i> monitoring test is not a requirement.													
NMR: No Measurement Required Pass: ≤50% Mortality Fail: >50% Mortality													

Metal Mining Effluent Regulations (MMER) 2009 Effluent Compliance

Mine/Mill Name	Kidd Mining Division												
Operator Name	Xstrata Canada Corporation												
Product(s)	Zinc-Copper-Silver-Lead-Cadmium-Indium-Cobalt-Selenium-Palladium-Platinum												
Address	Highway 655 North, P.O. Bag 2002, Timmins, Ontario P4N 7K1												
Effluent Discharge Point	Treatment Pond Final Effluent												
Parameters	Limits	Jan.	Feb.	March	April	May	June	July	Aug.	Sep.	Oct.	Nov.	Dec.
As (mg/L)	0.5	0.0019	0.0025	0.0025	0.0003	0.0003	0.0003	0.0003	0.0003	ND	0.0003	0.0003	0.0003
Cu (mg/L)	0.3	0.0113	0.0140	0.0110	0.0100	0.0080	0.0102	0.0078	0.0060	ND	0.0067	0.0093	0.0087
CN (mg/L)	1.0	NMR	NMR	NMR	NMR	NMR	NMR	NMR	NMR	ND	NMR	NMR	NMR
Pb (mg/L)	0.2	0.0010	0.0010	0.0010	0.0010	0.0010	0.0012	0.0010	0.0010	ND	0.0010	0.0010	0.0010
Ni (mg/L)	0.5	0.0010	0.0010	0.0010	0.0010	0.0013	0.0012	0.0010	0.0010	ND	0.0010	0.0010	0.0010
Zn (mg/L)	0.5	0.1988	0.4000	0.1060	0.1462	0.0623	0.0950	0.0433	0.0395	ND	0.3877	0.1455	0.2370
TSS (mg/L)	15	0.75	0.50	0.75	1.20	1.75	0.80	1.00	0.75	ND	1.00	1.13	1.00
Ra-226 (Bq/L)	0.37	0.0200	NMR	NMR	0.0050	NMR	NMR	0.0050	NMR	ND	0.0050	NMR	0.0050
pH low	≥6.0	6.2	6.7	6.8	6.7	6.7	6.2	6.5	6.6	ND	6.4	6.4	6.3
pH high	≤9.5	7.0	6.7	7.2	7.2	7.2	8.7	6.9	8.0	ND	7.8	6.8	6.6
Flow (m ³ /month)	—	208 938	54 000	347 420	1 488 590	1 240 030	335 860	931 170	141 110	ND	162 340	578 170	210 270
Rainbow Trout	Pass	1	NMR	NMR	1	NMR	NMR	2	NMR	ND	1	NMR	1
Acute Lethality Test	Fail	-	-	-	-	-	-	-	-	-	-	-	-
<i>Daphnia magna</i>	Pass	1	NMR	NMR	1	NMR	NMR	2	NMR	ND	1	NMR	1
Monitoring Test	Fail	-	-	-	-	-	-	-	-	-	-	-	-
Comments:													
Notes: ND: No Deposit NMR: No Measurement Required Pass: ≤50% Mortality Fail: >50% Mortality Highlighted data indicate that a monthly effluent quality standard was exceeded for that month. A "Pass" for the <i>Daphnia magna</i> monitoring test is not a requirement.													

Metal Mining Effluent Regulations (MMER) 2009 Effluent Compliance

Mine/Mill Name	Kiena (Mine)												
Operator Name	Mines d'Or Wesdome Ltée												
Product(s)	Gold												
Address	950 Kienawisik Road, P.O. Box 268, Val-d'Or, Quebec J9P 4P3												
Effluent Discharge Point	Final Effluent												
Parameters	Limits	Jan.	Feb.	March	April	May	June	July	Aug.	Sep.	Oct.	Nov.	Dec.
As (mg/L)	0.5	ND	ND	ND	0.0016	0.0007	0.0006	0.0010	0.0004	0.0004	0.0015	0.0010	ND
Cu (mg/L)	0.3	ND	ND	ND	0.0073	0.0084	0.0060	0.0040	0.0133	0.0056	0.0077	0.0075	ND
CN (mg/L)	1.0	ND	ND	ND	0.0133	0.0048	0.1010	0.0130	0.0205	0.0436	0.0190	0.0263	ND
Pb (mg/L)	0.2	ND	ND	ND	0.0003	0.0015	0.0020	0.0003	0.0003	0.0228	0.0016	0.0015	ND
Ni (mg/L)	0.5	ND	ND	ND	0.0274	0.0380	0.0287	0.0203	0.0271	0.1046	0.0899	0.0668	ND
Zn (mg/L)	0.5	ND	ND	ND	0.0070	0.0043	0.0038	0.0048	0.0005	0.0008	0.0013	0.0023	ND
TSS (mg/L)	15	ND	ND	ND	6.25	2.38	5.50	2.50	2.50	2.70	1.63	3.00	ND
Ra-226 (Bq/L)	0.37	ND	ND	ND	0.0030	0.0015	0.0080	0.0035	0.0020	0.0010	0.0010	0.0010	ND
pH low	≥6.0	ND	ND	ND	7.2	7.6	7.5	7.6	7.6	7.7	7.7	7.9	ND
pH high	≤9.5	ND	ND	ND	7.5	7.9	7.7	7.7	7.7	8.0	8.2	8.0	ND
Flow (m ³ /month)	—	ND	ND	ND	105 080	85 544	2 561	1 196	21 551	339 230	196 189	101 237	ND
Rainbow Trout	Pass	ND	ND	ND	1	1	1	2	1	1	1	1	ND
Acute Lethality Test	Fail	-	-	-	-	-	-	-	-	-	-	-	-
<i>Daphnia magna</i>	Pass	ND	ND	ND	1	1	1	2	1	1	1	1	ND
Monitoring Test	Fail	-	-	-	-	-	-	-	-	-	-	-	-
Comments:													
Notes: ND: No Deposit													
NMR: No Measurement Required													
Highlighted data indicate that a monthly effluent quality standard was exceeded for that month.													
A "Pass" for the <i>Daphnia magna</i> monitoring test is not a requirement.													
Pass: ≤50% Mortality													
Fail: >50% Mortality													

Metal Mining Effluent Regulations (MMER) 2009 Effluent Compliance

Mine/Mill Name	Konuto Lake Mine												
Operator Name	Hudson Bay Mining and Smelting Co. Ltd.												
Product(s)	Copper-Zinc-Gold-Silver-Selenium-Tellurium												
Address	P.O. Box 1500, Flin Flon, Manitoba R8A 1N9												
Effluent Discharge Point	Surface Sump Discharge												
Parameters	Limits	Jan.	Feb.	March	April	May	June	July	Aug.	Sept.	Oct.	Nov.	Dec.
As (mg/L)	0.5	ND	ND	ND	-	-	-	-	-	-	-	-	-
Cu (mg/L)	0.3	ND	ND	ND	-	-	-	-	-	-	-	-	-
CN (mg/L)	1.0	ND	ND	ND	-	-	-	-	-	-	-	-	-
Pb (mg/L)	0.2	ND	ND	ND	-	-	-	-	-	-	-	-	-
Ni (mg/L)	0.5	ND	ND	ND	-	-	-	-	-	-	-	-	-
Zn (mg/L)	0.5	ND	ND	ND	-	-	-	-	-	-	-	-	-
TSS (mg/L)	15	ND	ND	ND	-	-	-	-	-	-	-	-	-
Ra-226 (Bq/L)	0.37	ND	ND	ND	-	-	-	-	-	-	-	-	-
pH low	≥6.0	ND	ND	ND	-	-	-	-	-	-	-	-	-
pH high	≤9.5	ND	ND	ND	-	-	-	-	-	-	-	-	-
Flow (m ³ /month)	—	ND	ND	ND	-	-	-	-	-	-	-	-	-
Rainbow Trout	Pass	ND	ND	ND	-	-	-	-	-	-	-	-	-
Acute Lethality Test	Fail	-	-	-	-	-	-	-	-	-	-	-	-
<i>Daphnia magna</i>	Pass	ND	ND	ND	-	-	-	-	-	-	-	-	-
Monitoring Test	Fail	-	-	-	-	-	-	-	-	-	-	-	-
Comments:	As of March 16, 2009, the mine has received "Recognized Closed Mine Status" and therefore is no longer subject to the MMER.												
Notes: ND: No Deposit	NMR: No Measurement Required												
Highlighted data indicate that a monthly effluent quality standard was exceeded for that month.	Pass: ≤50% Mortality												
A "Pass" for the <i>Daphnia magna</i> monitoring test is not a requirement.	Fail: >50% Mortality												

Metal Mining Effluent Regulations (MMER) 2009 Effluent Compliance

Mine/Mill Name	Lac Bachelor												
Operator Name	Ressources Métanor Inc.												
Product(s)	Gold												
Address	200 Mine Road, Desmaraisville, Quebec JOY 1H0												
Effluent Discharge Point	Parshall Flume												
Parameters	Limits	Jan.	Feb.	March	April	May	June	July	Aug.	Sep.	Oct.	Nov.	Dec.
As (mg/L)	0.5	-	-	-	-	-	-	-	-	0.0003	0.0004	0.0669	0.0063
Cu (mg/L)	0.3	-	-	-	-	-	-	-	-	0.0348	0.0391	0.0248	0.0013
CN (mg/L)	1.0	-	-	-	-	-	-	-	-	0.0577	0.0853	0.1430	0.0113
Pb (mg/L)	0.2	-	-	-	-	-	-	-	-	0.0006	0.0028	0.0006	0.0009
Ni (mg/L)	0.5	-	-	-	-	-	-	-	-	0.0099	0.0106	0.0060	0.0035
Zn (mg/L)	0.5	-	-	-	-	-	-	-	-	0.0072	0.0125	0.0416	0.0090
TSS (mg/L)	15	-	-	-	-	-	-	-	-	2.56	3.69	5.54	4.69
Ra-226 (Bq/L)	0.37	-	-	-	-	-	-	-	-	0.0250	0.0360	0.0354	0.0353
pH low	≥6.0	-	-	-	-	-	-	-	-	7.7	8.0	8.0	8.0
pH high	≤9.5	-	-	-	-	-	-	-	-	8.1	8.4	8.2	8.2
Flow (m ³ /month)	—	-	-	-	-	-	-	-	-	28 713	51 700	73 308	39 275
Rainbow Trout	Pass	-	-	-	-	-	-	-	-	1	1	1	1
Acute Lethality Test	Fail	-	-	-	-	-	-	-	-	-	-	-	-
<i>Daphnia magna</i>	Pass	-	-	-	-	-	-	-	-	1	1	1	1
Monitoring Test	Fail	-	-	-	-	-	-	-	-	-	-	-	-
Comments:	The mine became subject to the MMER in September 2009.												
Notes: ND: No Deposit Highlighted data indicate that a monthly effluent quality standard was exceeded for that month. A "Pass" for the <i>Daphnia magna</i> monitoring test is not a requirement.	NMR: No Measurement Required			Pass: ≤50% Mortality			Fail: >50% Mortality						

Metal Mining Effluent Regulations (MMER) 2009 Effluent Compliance

Mine/Mill Name	Lac des Iles Mine												
Operator Name	North American Palladium Ltd.												
Product(s)	Palladium-Platinum-Gold-Copper-Nickel-Cobalt												
Address	P.O. Box 10547, Thunder Bay, Ontario P7B 6T9												
Effluent Discharge Point	FDP 1												
Parameters	Limits	Jan.	Feb.	March	April	May	June	July	Aug.	Sep.	Oct.	Nov.	Dec.
As (mg/L)	0.5	ND	ND	ND	ND	ND	-	0.0010	0.0010	0.0009	0.0009	0.0010	ND
Cu (mg/L)	0.3	ND	ND	ND	ND	ND	-	0.0020	0.0031	0.0025	0.0022	0.0135	ND
CN (mg/L)	1.0	ND	ND	ND	ND	ND	NMR	NMR	NMR	NMR	NMR	NMR	ND
Pb (mg/L)	0.2	ND	ND	ND	ND	ND	-	0.0004	0.0001	0.0000	0.0002	0.0001	ND
Ni (mg/L)	0.5	ND	ND	ND	ND	ND	-	0.0126	0.0110	0.0107	0.0121	0.0464	ND
Zn (mg/L)	0.5	ND	ND	ND	ND	ND	-	0.0022	0.0019	0.0009	0.0017	0.0053	ND
TSS (mg/L)	15	ND	ND	ND	ND	ND	2.00	4.62	6.50	5.18	2.28	7.00	ND
Ra-226 (Bq/L)	0.37	ND	ND	ND	ND	ND	0.0050	NMR	NMR	0.0050	0.0050	NMR	ND
pH low	≥6.0	ND	ND	ND	ND	ND	8.0	7.9	8.0	8.1	8.0	7.8	ND
pH high	≤9.5	ND	ND	ND	ND	ND	8.0	8.0	8.1	8.4	8.2	7.9	ND
Flow (m ³ /month)	—	ND	ND	ND	ND	ND	16 071	248 654	226 370	233 400	250 530	137 472	ND
Rainbow Trout	Pass	ND	ND	ND	ND	ND	1	-	-	1	1	-	ND
Acute Lethality Test	Fail	-	-	-	-	-	-	-	-	-	-	-	-
<i>Daphnia magna</i>	Pass	ND	ND	ND	ND	ND	1	-	-	1	1	-	ND
Monitoring Test	Fail	-	-	-	-	-	-	-	-	-	-	-	-
Comments:	Test results for As, Cu, Pb, Ni and Zn were not provided for June. No toxicity test results were provided for July, August and November.												
Notes:	ND: No Deposit NMR: No Measurement Required Highlighted data indicate that a monthly effluent quality standard was exceeded for that month. A "Pass" for the <i>Daphnia magna</i> monitoring test is not a requirement.												
	Pass: ≤50% Mortality											Fail: >50% Mortality	

Metal Mining Effluent Regulations (MMER) 2009 Effluent Compliance

Mine/Mill Name	Lac Herbin (Mine)												
Operator Name	Alexis Minerals Corporation												
Product(s)	Gold												
Address	1900 Brador Road, Val-d'Or, Quebec J9P 7A9												
Effluent Discharge Point	Final Effluent No. 1												
Parameters	Limits	Jan.	Feb.	March	April	May	June	July	Aug.	Sep.	Oct.	Nov.	Dec.
As (mg/L)	0.5	ND	ND	ND	ND	ND	ND	ND	ND	ND	ND	ND	ND
Cu (mg/L)	0.3	ND	ND	ND	ND	ND	ND	ND	ND	ND	ND	ND	ND
CN (mg/L)	1.0	ND	ND	ND	ND	ND	ND	ND	ND	ND	ND	ND	ND
Pb (mg/L)	0.2	ND	ND	ND	ND	ND	ND	ND	ND	ND	ND	ND	ND
Ni (mg/L)	0.5	ND	ND	ND	ND	ND	ND	ND	ND	ND	ND	ND	ND
Zn (mg/L)	0.5	ND	ND	ND	ND	ND	ND	ND	ND	ND	ND	ND	ND
TSS (mg/L)	15	ND	ND	ND	ND	ND	ND	ND	ND	ND	ND	ND	ND
Ra-226 (Bq/L)	0.37	ND	ND	ND	ND	ND	ND	ND	ND	ND	ND	ND	ND
pH low	≥6.0	ND	ND	ND	ND	ND	ND	ND	ND	ND	ND	ND	ND
pH high	≤9.5	ND	ND	ND	ND	ND	ND	ND	ND	ND	ND	ND	ND
Flow (m ³ /month)	—	ND	ND	ND	ND	ND	ND	ND	ND	ND	ND	ND	ND
Rainbow Trout	Pass	ND	ND	ND	ND	ND	ND	ND	ND	ND	ND	ND	ND
Acute Lethality Test	Fail	-	-	-	-	-	-	-	-	-	-	-	-
<i>Daphnia magna</i>	Pass	ND	ND	ND	ND	ND	ND	ND	ND	ND	ND	ND	ND
Monitoring Test	Fail	-	-	-	-	-	-	-	-	-	-	-	-
Comments:													
Notes: ND: No Deposit NMR: No Measurement Required Pass: ≤50% Mortality Fail: >50% Mortality Highlighted data indicate that a monthly effluent quality standard was exceeded for that month. A "Pass" for the <i>Daphnia magna</i> monitoring test is not a requirement.													

Metal Mining Effluent Regulations (MMER) 2009 Effluent Compliance

Mine/Mill Name	Lac Herbin (Mine)												
Operator Name	Alexis Minerals Corporation												
Product(s)	Gold												
Address	1900 Brador Road, Val-d'Or, Quebec J9P 7A9												
Effluent Discharge Point	Final Effluent No. 2												
Parameters	Limits	Jan.	Feb.	March	April	May	June	July	Aug.	Sept.	Oct.	Nov.	Dec.
As (mg/L)	0.5	0.0009	0.0003	0.0017	0.0010	-	-	0.0012	-	-	0.0003	-	0.0014
Cu (mg/L)	0.3	0.0035	0.0018	0.0023	0.0052	-	-	0.0036	-	-	0.0026	-	0.0026
CN (mg/L)	1.0	NMR	NMR	NMR	NMR	NMR	NMR	NMR	NMR	NMR	NMR	NMR	NMR
Pb (mg/L)	0.2	0.0005	0.0013	0.0011	0.0003	-	-	0.0003	-	-	0.0003	-	0.0003
Ni (mg/L)	0.5	0.0032	0.0035	0.0022	0.0029	-	-	0.0030	-	-	0.0041	-	0.0031
Zn (mg/L)	0.5	0.0210	0.0153	0.0357	0.0175	-	-	0.0030	-	-	0.0050	-	0.0030
TSS (mg/L)	15	4.13	7.25	4.40	1.50	3.00	4.20	5.60	6.80	4.20	6.00	3.25	5.60
Ra-226 (Bq/L)	0.37	0.0080	0.0020	0.0016	0.0025	NMR	NMR	0.0030	NMR	NMR	0.0010	NMR	0.0010
pH low	≥6.0	6.4	6.8	7.1	7.1	7.4	7.1	7.1	7.1	7.4	7.8	7.4	7.5
pH high	≤9.5	7.5	7.7	7.9	7.6	7.9	7.4	7.8	7.7	7.7	8.0	7.9	7.8
Flow (m ³ /month)	—	22 414	20 767	21 229	21 867	21 925	20 195	23 578	22 498	23 369	25 261	25 365	25 511
Rainbow Trout	Pass	1	1	1	1	-	-	1	-	-	1	-	1
Acute Lethality Test	Fail	-	-	-	-	-	-	-	-	-	-	-	-
<i>Daphnia magna</i>	Pass	1	1	1	1	-	-	1	-	-	1	-	1
Monitoring Test	Fail	-	-	-	-	-	-	-	-	-	-	-	-
Comments:	Test results for As, Cu, Pb, Ni and Zn and toxicity were not provided for May, June, August, September and November. The mine misinterpreted the MMER.												
Notes: ND: No Deposit	NMR: No Measurement Required												
Highlighted data indicate that a monthly effluent quality standard was exceeded for that month.	Pass: ≤50% Mortality												
A "Pass" for the <i>Daphnia magna</i> monitoring test is not a requirement.	Fail: >50% Mortality												

Metal Mining Effluent Regulations (MMER) 2009 Effluent Compliance

Mine/Mill Name	Langlois (Mine)												
Operator Name	Ressources Breakwater Ltée												
Product(s)	Zinc-Copper-Gold-Silver												
Address	P.O. Box 6000, Route 1000, Km. 42, Lebel-sur-Quévillon, Quebec J0Y 1X0												
Effluent Discharge Point	Main Final Effluent												
Parameters	Limits	Jan.	Feb.	March	April	May	June	July	Aug.	Sep.	Oct.	Nov.	Dec.
As (mg/L)	0.5	0.0014	ND	0.0054	0.0006	0.0005	0.0008	0.0006	0.0008	0.0007	0.0003	0.0022	0.0061
Cu (mg/L)	0.3	0.0302	ND	0.0116	0.0104	0.0064	0.0062	0.0036	0.0036	0.0036	0.0033	0.0039	0.0065
CN (mg/L)	1.0	NMR	NMR	NMR	NMR	NMR	NMR	NMR	NMR	NMR	NMR	NMR	NMR
Pb (mg/L)	0.2	0.0035	ND	0.0017	0.0003	0.0008	0.0006	0.0010	0.0028	0.0003	0.0007	0.0003	0.0071
Ni (mg/L)	0.5	0.0066	ND	0.0027	0.0024	0.0041	0.0030	0.0031	0.0042	0.0037	0.0044	0.0030	0.0031
Zn (mg/L)	0.5	0.5193	ND	0.4000	0.2585	0.1960	0.2156	0.1230	0.1033	0.1022	0.1340	0.1908	0.3140
TSS (mg/L)	15	3.17	ND	1.83	1.50	0.75	1.70	1.63	0.88	0.90	1.25	1.00	1.00
Ra-226 (Bq/L)	0.37	0.0010	ND	NMR	NMR	NMR	0.0020	NMR	0.0010	NMR	NMR	0.0010	NMR
pH low	≥6.0	7.0	ND	8.5	6.6	7.1	6.8	6.8	6.9	7.4	7.7	7.8	7.8
pH high	≤9.5	7.2	ND	8.8	8.1	7.6	7.4	7.6	7.5	7.8	8.0	7.9	8.0
Flow (m ³ /month)	—	124 800	ND	252 288	453 600	496 992	339 840	210 982	212 633	204 639	207 346	172 128	131 687
Rainbow Trout	Pass	1	ND	1	1	1	1	1	1	1	1	1	1
Acute Lethality Test	Fail	-	-	-	-	-	-	-	-	-	-	-	-
<i>Daphnia magna</i>	Pass	1	ND	1	1	1	1	1	1	1	1	1	1
Monitoring Test	Fail	-	-	-	-	-	-	-	-	-	-	-	-
Comments:													
Notes: ND: No Deposit NMR: No Measurement Required Pass: ≤50% Mortality Fail: >50% Mortality Highlighted data indicate that a monthly effluent quality standard was exceeded for that month. A "Pass" for the <i>Daphnia magna</i> monitoring test is not a requirement.													

Metal Mining Effluent Regulations (MMER) 2009 Effluent Compliance

Mine/Mill Name	Lapa (Project)												
Operator Name	Mines Agnico-Eagle Ltée												
Product(s)	Gold												
Address	299 St. Paul Boulevard North, Rivière-Éva, Quebec JOY 2H0												
Effluent Discharge Point	Final Effluent – Sedimentation Pond												
Parameters	Limits	Jan.	Feb.	March	April	May	June	July	Aug.	Sep.	Oct.	Nov.	Dec.
As (mg/L)	0.5	ND	ND	ND	ND	0.0218	0.0403	0.0515	0.1229	0.1039	0.0410	0.0408	ND
Cu (mg/L)	0.3	ND	ND	ND	ND	0.0033	0.0042	0.0032	0.0036	0.0073	0.0051	0.0059	ND
CN (mg/L)	1.0	ND	ND	ND	ND	NMR	NMR	NMR	NMR	NMR	NMR	NMR	ND
Pb (mg/L)	0.2	ND	ND	ND	ND	0.0003	0.0003	0.0011	0.0008	0.0023	0.0003	0.0013	ND
Ni (mg/L)	0.5	ND	ND	ND	ND	0.0128	0.0063	0.0091	0.0128	0.0152	0.0140	0.0146	ND
Zn (mg/L)	0.5	ND	ND	ND	ND	0.0047	0.0135	0.0093	0.0036	0.0018	0.0013	0.0018	ND
TSS (mg/L)	15	ND	ND	ND	ND	7.33	6.00	8.33	14.00	9.75	8.00	9.67	ND
Ra-226 (Bq/L)	0.37	ND	ND	ND	ND	0.0150	NMR	NMR	NMR	0.0060	-	-	ND
pH low	≥6.0	ND	ND	ND	ND	6.8	6.7	7.0	6.9	7.0	7.0	7.2	ND
pH high	≤9.5	ND	ND	ND	ND	7.0	7.1	7.6	8.5	8.7	7.9	7.5	ND
Flow (m ³ /month)	—	ND	ND	ND	ND	18 720	20 160	25 462	30 084	18 240	6 240	13 320	ND
Rainbow Trout	Pass	ND	ND	ND	ND	1	1	1	1	1	1	1	ND
Acute Lethality Test	Fail	-	-	-	-	-	-	-	-	-	-	-	-
<i>Daphnia magna</i>	Pass	ND	ND	ND	ND	1	1	1	1	1	1	1	ND
Monitoring Test	Fail	-	-	-	-	-	-	-	-	-	-	-	-
Comments:	No radium 226 test result was provided for the fourth quarter.												
Notes:	ND: No Deposit Highlighted data indicate that a monthly effluent quality standard was exceeded for that month. A "Pass" for the <i>Daphnia magna</i> monitoring test is not a requirement.												
	NMR: No Measurement Required Pass: ≤50% Mortality Fail: >50% Mortality												

Metal Mining Effluent Regulations (MMER) 2009 Effluent Compliance

Mine/Mill Name	Laronde (Mine)												
Operator Name	Mines Agnico-Eagle Ltée												
Product(s)	Gold-Silver-Copper-Zinc												
Address	20 Road 395, Cadillac, Quebec J0Y 1C0												
Effluent Discharge Point	Final Effluent 3A												
Parameters	Limits	Jan.	Feb.	March	April	May	June	July	Aug.	Sep.	Oct.	Nov.	Dec.
As (mg/L)	0.5	0.0023	0.0038	0.0067	0.0035	0.0013	0.0018	0.0022	0.0021	0.0016	0.0022	0.0013	0.0098
Cu (mg/L)	0.3	0.0233	0.0256	0.0171	0.0196	0.0253	0.0211	0.0197	0.0204	0.0182	0.0161	0.0221	0.0306
CN (mg/L)	1.0	0.0200	0.0158	0.1324	0.0628	0.0435	0.0088	0.0595	0.0295	0.0388	0.0523	0.0830	0.0736
Pb (mg/L)	0.2	0.0004	0.0003	0.0003	0.0003	0.0003	0.0019	0.0003	0.0003	0.0003	0.0003	0.0005	0.0016
Ni (mg/L)	0.5	0.0236	0.0251	0.0162	0.0144	0.0251	0.0179	0.0173	0.0206	0.0210	0.0246	0.0185	0.0203
Zn (mg/L)	0.5	0.0413	0.0570	0.0427	0.0414	0.0335	0.0116	0.0098	0.0098	0.0063	0.0114	0.0235	0.0384
TSS (mg/L)	15	8.25	9.25	7.20	10.50	10.25	7.20	7.75	11.25	7.20	8.00	6.00	4.40
Ra-226 (Bq/L)	0.37	0.0110	NMR	NMR	0.0040	NMR	NMR	NMR	NMR	0.0040	0.0050	0.0070	NMR
pH low	≥6.0	7.2	7.2	7.2	7.3	7.1	7.0	7.3	7.2	7.3	7.1	7.6	7.5
pH high	≤9.5	7.5	7.3	7.3	7.5	7.6	7.7	7.5	7.8	7.7	7.9	7.8	7.7
Flow (m ³ /month)	—	84 490	86 019	123 064	192 950	282 675	193 714	287 426	285 751	304 798	298 854	248 527	92 027
Rainbow Trout	Pass	1	1	1	1	1	1	1	1	1	1	1	1
Acute Lethality Test	Fail	-	-	-	-	-	-	-	-	-	-	-	-
<i>Daphnia magna</i>	Pass	1	1	1	1	1	1	1	1	1	1	1	1
Monitoring Test	Fail	-	-	-	-	-	-	-	-	-	-	-	-
Comments:													
Notes: ND: No Deposit NMR: No Measurement Required Pass: ≤50% Mortality Fail: >50% Mortality Highlighted data indicate that a monthly effluent quality standard was exceeded for that month. A "Pass" for the <i>Daphnia magna</i> monitoring test is not a requirement.													

Metal Mining Effluent Regulations (MMER) 2009 Effluent Compliance

Mine/Mill Name	Lockerby Mine												
Operator Name	First Nickel Inc.												
Product(s)	Copper-Nickel-Cobalt												
Address	N1-2, Lot 2, Concession 5, PCL 454, SWS Denison Township, Whitefish, Ontario P0M 3E0												
Effluent Discharge Point	Number 4 Pond Effluent												
Parameters	Limits	Jan.	Feb.	March	April	May	June	July	Aug.	Sep.	Oct.	Nov.	Dec.
As (mg/L)	0.5	0.0022	0.0019	0.0017	0.0012	0.0019	0.0024	0.0027	0.0022	0.0024	0.0037	0.0020	0.0016
Cu (mg/L)	0.3	0.0433	0.0245	0.0170	0.0128	0.0119	0.0066	0.0080	0.0054	0.0071	0.0075	0.0117	0.0078
CN (mg/L)	1.0	NMR	NMR	NMR	NMR	NMR	NMR	NMR	NMR	NMR	NMR	NMR	NMR
Pb (mg/L)	0.2	0.0003	0.0003	0.0003	0.0004	0.0006	0.0003	0.0005	0.0005	0.0004	0.0005	0.0005	0.0005
Ni (mg/L)	0.5	0.1493	0.0716	0.1028	0.2405	0.0702	0.0612	0.0836	0.0940	0.1158	0.0976	0.1873	0.0648
Zn (mg/L)	0.5	0.0030	0.0025	0.0042	0.0034	0.0053	0.0061	0.0092	0.0030	0.0094	0.0074	0.0059	0.0026
TSS (mg/L)	15	1.47	1.80	1.06	1.65	0.65	0.58	0.37	0.70	1.08	0.54	1.41	0.87
Ra-226 (Bq/L)	0.37	NMR	NMR	0.0400	NMR	NMR	0.0500	-	-	-	-	-	-
pH low	≥6.0	7.4	7.4	7.3	7.4	6.9	7.1	7.2	6.7	6.9	7.0	7.3	7.0
pH high	≤9.5	7.5	7.6	7.8	7.9	7.5	7.5	7.4	7.3	7.2	7.2	7.9	7.6
Flow (m ³ /month)	—	13 380	21 182	30 166	56 009	24 497	19 509	25 008	14 059	7 728	34 223	16 137	28 767
Rainbow Trout	Pass	NMR	NMR	1	NMR	NMR	1	-	-	-	1	NMR	1
Acute Lethality Test	Fail	-	-	-	-	-	-	-	-	-	-	-	-
<i>Daphnia magna</i>	Pass	NMR	NMR	1	NMR	NMR	1	-	-	-	1	NMR	1
Monitoring Test	Fail	-	-	-	-	-	-	-	-	-	-	-	-
Comments:	No radium 226 test result was provided for the third and fourth quarters. No toxicity test results were provided for the third quarter.												
Notes: ND: No Deposit	NMR: No Measurement Required												
Highlighted data indicate that a monthly effluent quality standard was exceeded for that month.	Pass: ≤50% Mortality												
A "Pass" for the <i>Daphnia magna</i> monitoring test is not a requirement.	Fail: >50% Mortality												

Metal Mining Effluent Regulations (MMER) 2009 Effluent Compliance

Mine/Mill Name	Lupin Operations												
Operator Name	Zinifex Canada Inc. – MMG Resources Inc.												
Product(s)	Gold												
Address	401 – 1113 Jade Court, Thunder Bay Ontario P7B 6M7												
Effluent Discharge Point	Lupin Discharge Syphons SNP 925-10												
Parameters	Limits	Jan.	Feb.	March	April	May	June	July	Aug.	Sep.	Oct.	Nov.	Dec.
As (mg/L)	0.5	ND	ND	ND	ND	ND	ND	ND	0.0057	0.0107	0.0093	ND	ND
Cu (mg/L)	0.3	ND	ND	ND	ND	ND	ND	ND	0.0027	0.0025	0.0022	ND	ND
CN (mg/L)	1.0	ND	ND	ND	ND	ND	ND	ND	0.0010	0.0678	0.0023	ND	ND
Pb (mg/L)	0.2	ND	ND	ND	ND	ND	ND	ND	0.0002	0.0001	0.0001	ND	ND
Ni (mg/L)	0.5	ND	ND	ND	ND	ND	ND	ND	0.0805	0.0840	0.0809	ND	ND
Zn (mg/L)	0.5	ND	ND	ND	ND	ND	ND	ND	0.2710	0.2692	0.2694	ND	ND
TSS (mg/L)	15	ND	ND	ND	ND	ND	ND	ND	3.14	3.37	3.00	ND	ND
Ra-226 (Bq/L)	0.37	ND	ND	ND	ND	ND	ND	ND	0.0080	0.0200	-	ND	ND
pH low	≥6.0	ND	ND	ND	ND	ND	ND	ND	6.6	6.5	6.6	ND	ND
pH high	≤9.5	ND	ND	ND	ND	ND	ND	ND	7.0	7.0	6.8	ND	ND
Flow (m ³ /month)	—	ND	ND	ND	ND	ND	ND	ND	440 297	2 047 562	421 856	ND	ND
Rainbow Trout	Pass	ND	ND	ND	ND	ND	ND	ND	1	1	1	ND	ND
Acute Lethality Test	Fail	-	-	-	-	-	-	-	-	-	-	-	-
<i>Daphnia magna</i>	Pass	ND	ND	ND	ND	ND	ND	ND	1	1	-	ND	ND
Monitoring Test	Fail	-	-	-	-	-	-	-	-	-	1	-	-
Comments:	No radium 226 test result was provided for the fourth quarter. As of June 2009 the company name changed from Zinifex Canada Inc. to MMG Resources Inc..												
Notes:	ND: No Deposit NMR: No Measurement Required Highlighted data indicate that a monthly effluent quality standard was exceeded for that month. A "Pass" for the <i>Daphnia magna</i> monitoring test is not a requirement.												
	Pass: ≤50% Mortality Fail: >50% Mortality												

Metal Mining Effluent Regulations (MMER) 2009 Effluent Compliance

Mine/Mill Name	Macassa Mine												
Operator Name	Kirkland Lake Gold Inc.												
Product(s)	Gold												
Address	P.O. Box 370, Kirkland Lake, Ontario P2N 3J1												
Effluent Discharge Point	C Dam												
Parameters	Limits	Jan.	Feb.	March	April	May	June	July	Aug.	Sept.	Oct.	Nov.	Dec.
As (mg/L)	0.5	0.0008	0.0006	0.0008	0.0014	0.0008	0.0010	0.0010	0.0019	0.0010	0.0006	0.0006	0.0006
Cu (mg/L)	0.3	0.0050	0.0103	0.0090	0.0065	0.0335	0.0248	0.0081	0.0590	0.0204	0.0148	0.0280	0.0120
CN (mg/L)	1.0	0.0070	0.0145	0.0116	0.0213	0.3944	0.0324	0.0455	0.0495	0.0134	0.0536	0.0559	0.0070
Pb (mg/L)	0.2	0.0005	0.0005	0.0005	0.0005	0.0005	0.0005	0.0006	0.0005	0.0005	0.0005	0.0005	0.0005
Ni (mg/L)	0.5	0.0048	0.0048	0.0034	0.0065	0.0123	0.0050	0.0013	0.0079	0.0064	0.0058	0.0103	0.0078
Zn (mg/L)	0.5	0.0058	0.0033	0.0027	0.0055	0.0073	0.0064	0.0104	0.0055	0.0050	0.0038	0.0036	0.0066
TSS (mg/L)	15	1.25	0.63	0.80	3.13	0.50	1.00	1.88	3.75	1.80	3.75	1.50	1.60
Ra-226 (Bq/L)	0.37	NMR	NMR	0.0050	NMR	NMR	0.0050	NMR	NMR	0.0050	NMR	0.0050	NMR
pH low	≥6.0	8.0	8.1	8.0	8.0	8.1	8.2	7.7	7.9	6.7	7.8	8.2	8.2
pH high	≤9.5	8.1	8.3	8.2	8.2	8.4	8.3	8.3	8.2	8.4	8.3	8.4	8.4
Flow (m ³ /month)	—	104 235	82 547	143 339	320 564	619 394	342 128	193 956	414 108	126 354	200 409	233 766	103 952
Rainbow Trout	Pass	1	1	1	1	1	1	1	1	1	1	1	1
Acute Lethality Test	Fail	-	-	-	-	-	-	-	-	-	-	-	-
Daphnia magna	Pass	1	1	1	1	1	1	1	1	1	1	1	1
Monitoring Test	Fail	-	-	-	-	-	-	-	-	-	-	-	-
Comments:													
Notes: ND: No Deposit NMR: No Measurement Required Pass: ≤50% Mortality Fail: >50% Mortality Highlighted data indicate that a monthly effluent quality standard was exceeded for that month. A "Pass" for the <i>Daphnia magna</i> monitoring test is not a requirement.													

Metal Mining Effluent Regulations (MMER) 2009 Effluent Compliance

Mine/Mill Name	Magnacon Mine (part of Eagle River Mill)												
Operator Name	Wesdome Gold Mines Ltd.												
Product(s)	Gold												
Address	93 Mission Road, P.O. Box 1520, Wawa, Ontario P0S 1K0												
Effluent Discharge Point	Magnacon Mine												
Parameters	Limits	Jan.	Feb.	March	April	May	June	July	Aug.	Sep.	Oct.	Nov.	Dec.
As (mg/L)	0.5	ND	ND	ND	ND	ND	ND	ND	ND	ND	ND	ND	ND
Cu (mg/L)	0.3	ND	ND	ND	ND	ND	ND	ND	ND	ND	ND	ND	ND
CN (mg/L)	1.0	ND	ND	ND	ND	ND	ND	ND	ND	ND	ND	ND	ND
Pb (mg/L)	0.2	ND	ND	ND	ND	ND	ND	ND	ND	ND	ND	ND	ND
Ni (mg/L)	0.5	ND	ND	ND	ND	ND	ND	ND	ND	ND	ND	ND	ND
Zn (mg/L)	0.5	ND	ND	ND	ND	ND	ND	ND	ND	ND	ND	ND	ND
TSS (mg/L)	15	ND	ND	ND	ND	ND	ND	ND	ND	ND	ND	ND	ND
Ra-226 (Bq/L)	0.37	ND	ND	ND	ND	ND	ND	ND	ND	ND	ND	ND	ND
pH low	≥6.0	ND	ND	ND	ND	ND	ND	ND	ND	ND	ND	ND	ND
pH high	≤9.5	ND	ND	ND	ND	ND	ND	ND	ND	ND	ND	ND	ND
Flow (m ³ /month)	—	ND	ND	ND	ND	ND	ND	ND	ND	ND	ND	ND	ND
Rainbow Trout	Pass	ND	ND	ND	ND	ND	ND	ND	ND	ND	ND	ND	ND
Acute Lethality Test	Fail	-	-	-	-	-	-	-	-	-	-	-	-
<i>Daphnia magna</i>	Pass	ND	ND	ND	ND	ND	ND	ND	ND	ND	ND	ND	ND
Monitoring Test	Fail	-	-	-	-	-	-	-	-	-	-	-	-
Comments:													
Notes: ND: No Deposit NMR: No Measurement Required Pass: ≤50% Mortality Fail: >50% Mortality Highlighted data indicate that a monthly effluent quality standard was exceeded for that month. A "Pass" for the <i>Daphnia magna</i> monitoring test is not a requirement.													

Metal Mining Effluent Regulations (MMER) 2009 Effluent Compliance

Mine/Mill Name	Malartic (Mill)												
Operator Name	Ministère des Ressources naturelles et de la Faune du Québec												
Product(s)	Gold												
Address	800 Sainte-Foy Road, Suite 3.00, Québec, Quebec G1S 4X4												
Effluent Discharge Point	Final Effluent E1												
Parameters	Limits	Jan.	Feb.	March	April	May	June	July	Aug.	Sep.	Oct.	Nov.	Dec.
As (mg/L)	0.5	-	-	-	-	-	-	-	-	-	-	-	-
Cu (mg/L)	0.3	-	-	-	-	-	-	-	-	-	-	-	-
CN (mg/L)	1.0	-	-	-	-	-	-	-	-	-	-	-	-
Pb (mg/L)	0.2	-	-	-	-	-	-	-	-	-	-	-	-
Ni (mg/L)	0.5	-	-	-	-	-	-	-	-	-	-	-	-
Zn (mg/L)	0.5	-	-	-	-	-	-	-	-	-	-	-	-
TSS (mg/L)	15	-	-	-	-	-	-	-	-	-	-	-	-
Ra-226 (Bq/L)	0.37	-	-	-	-	-	-	-	-	-	-	-	-
pH low	≥6.0	-	-	-	-	-	-	-	-	-	-	-	-
pH high	≤9.5	-	-	-	-	-	-	-	-	-	-	-	-
Flow (m ³ /month)	—	-	-	-	-	-	-	-	-	-	-	-	-
Rainbow Trout	Pass	-	-	-	-	-	-	-	-	-	-	-	-
Acute Lethality Test	Fail	-	-	-	-	-	-	-	-	-	-	-	-
<i>Daphnia magna</i>	Pass	-	-	-	-	-	-	-	-	-	-	-	-
Monitoring Test	Fail	-	-	-	-	-	-	-	-	-	-	-	-
Comments:	The mine is not subject to the MMER since November 2008.												
Notes: ND: No Deposit Highlighted data indicate that a monthly effluent quality standard was exceeded for that month. A "Pass" for the <i>Daphnia magna</i> monitoring test is not a requirement.	NMR: No Measurement Required			Pass: ≤50% Mortality			Fail: >50% Mortality						

Metal Mining Effluent Regulations (MMER) 2009 Effluent Compliance

Mine/Mill Name	Matagami Mine (Xstrata Zinc Canada Division)												
Operator Name	Xstrata Canada Corporation												
Product(s)	Zinc-Copper												
Address	500 Industriel Boulevard, Matagami, Quebec J0Y 2A0												
Effluent Discharge Point	Final Effluent (WLD)												
Parameters	Limits	Jan.	Feb.	March	April	May	June	July	Aug.	Sep.	Oct.	Nov.	Dec.
As (mg/L)	0.5	0.0010	0.0014	0.0031	0.0027	0.0009	0.0006	0.0007	0.0009	0.0013	0.0011	0.0007	0.0036
Cu (mg/L)	0.3	0.0042	0.0023	0.0006	0.0045	0.0029	0.0047	0.0116	0.0031	0.0042	0.0032	0.0019	0.0019
CN (mg/L)	1.0	NMR	NMR	NMR	NMR	NMR	NMR	NMR	NMR	NMR	NMR	NMR	NMR
Pb (mg/L)	0.2	0.0027	0.0021	0.0003	0.0006	0.0028	0.0005	0.0019	0.0003	0.0043	0.0025	0.0023	0.0030
Ni (mg/L)	0.5	0.0085	0.0081	0.0035	0.0038	0.0038	0.0042	0.0070	0.0042	0.0073	0.0087	0.0037	0.0036
Zn (mg/L)	0.5	0.0048	0.0115	0.0148	0.3424	0.0923	0.0090	0.0119	0.0149	0.0628	0.0519	0.1200	0.0687
TSS (mg/L)	15	8.75	8.00	4.75	13.40	13.00	2.00	1.40	1.25	2.30	2.50	1.75	1.90
Ra-226 (Bq/L)	0.37	0.0010	NMR	NMR	NMR	0.0050	NMR	0.0010	NMR	NMR	0.0010	NMR	NMR
pH low	≥6.0	9.4	9.3	9.4	8.5	8.6	9.0	7.7	7.7	7.6	8.7	8.5	8.7
pH high	≤9.5	9.4	9.5	9.5	9.5	9.5	9.0	9.1	8.8	8.7	9.1	8.8	9.4
Flow (m ³ /month)	—	449 779	945 407	1 038 822	1 950 220	1 669 534	1 027 866	1 341 646	982 967	448 498	739 998	874 824	647 609
Rainbow Trout	Pass	1	1	2	1	1	1	1	1	1	1	1	1
Acute Lethality Test	Fail	1	1	-	-	-	-	-	-	-	-	-	-
<i>Daphnia magna</i>	Pass	2	2	2	1	1	1	1	1	1	1	1	1
Monitoring Test	Fail	-	-	-	-	-	-	-	-	-	-	-	-
Comments:	The name of the effluent discharge point was changed from "Watson Lake Discharge" to "Final Effluent (WLD)."												
Notes: ND: No Deposit	NMR: No Measurement Required												
Highlighted data indicate that a monthly effluent quality standard was exceeded for that month.	Pass: ≤50% Mortality												
A "Pass" for the <i>Daphnia magna</i> monitoring test is not a requirement.	Fail: >50% Mortality												

Metal Mining Effluent Regulations (MMER) 2009 Effluent Compliance

Mine/Mill Name	MAX Molybdenum Mine and Mill												
Operator Name	FortyTwo Metals Inc.												
Product(s)	Molybdenum												
Address	42 Westside Road, Trout Lake, British Columbia V0G 1R0												
Effluent Discharge Point	MM.SiteD – Mine Portal Settling Pond												
Parameters	Limits	Jan.	Feb.	March	April	May	June	July	Aug.	Sep.	Oct.	Nov.	Dec.
As (mg/L)	0.5	0.0025	0.0003	ND	ND	ND	ND	ND	ND	ND	ND	ND	ND
Cu (mg/L)	0.3	0.0005	0.0003	ND	ND	ND	ND	ND	ND	ND	ND	ND	ND
CN (mg/L)	1.0	NMR	NMR	ND	ND	ND	ND	ND	ND	ND	ND	ND	ND
Pb (mg/L)	0.2	0.0005	0.0002	ND	ND	ND	ND	ND	ND	ND	ND	ND	ND
Ni (mg/L)	0.5	0.0046	0.0022	ND	ND	ND	ND	ND	ND	ND	ND	ND	ND
Zn (mg/L)	0.5	0.0230	0.0100	ND	ND	ND	ND	ND	ND	ND	ND	ND	ND
TSS (mg/L)	15	3.50	2.00	ND	ND	ND	ND	ND	ND	ND	ND	ND	ND
Ra-226 (Bq/L)	0.37	0.0025	NMR	ND	ND	ND	ND	ND	ND	ND	ND	ND	ND
pH low	≥6.0	7.2	7.3	ND	ND	ND	ND	ND	ND	ND	ND	ND	ND
pH high	≤9.5	7.5	7.4	ND	ND	ND	ND	ND	ND	ND	ND	ND	ND
Flow (m ³ /month)	—	6 830	2 703	ND	ND	ND	ND	ND	ND	ND	ND	ND	ND
Rainbow Trout	Pass	1	NMR	ND	ND	ND	ND	ND	ND	ND	ND	ND	ND
Acute Lethality Test	Fail	-	-	-	-	-	-	-	-	-	-	-	-
<i>Daphnia magna</i>	Pass	1	NMR	ND	ND	ND	ND	ND	ND	ND	ND	ND	ND
Monitoring Test	Fail	-	-	-	-	-	-	-	-	-	-	-	-
Comments:													
Notes: ND: No Deposit Highlighted data indicate that a monthly effluent quality standard was exceeded for that month. A "Pass" for the <i>Daphnia magna</i> monitoring test is not a requirement.													
NMR: No Measurement Required Pass: ≤50% Mortality Fail: >50% Mortality													

Metal Mining Effluent Regulations (MMER) 2009 Effluent Compliance

Mine/Mill Name	MAX Molybdenum Mine and Mill												
Operator Name	FortyTwo Metals Inc.												
Product(s)	Molybdenum												
Address	42 Westside Road, Trout Lake, British Columbia V0G 1R0												
Effluent Discharge Point	MM.SiteI – Settling Ponds Decant												
Parameters	Limits	Jan.	Feb.	March	April	May	June	July	Aug.	Sep.	Oct.	Nov.	Dec.
As (mg/L)	0.5	0.0025	0.0003	0.0005	0.0003	0.0004	0.0003	0.0006	NMR	NMR	0.0013	0.0009	NMR
Cu (mg/L)	0.3	0.0005	0.0005	0.0003	0.0005	0.0012	0.0009	0.0010	NMR	NMR	0.0019	0.0014	NMR
CN (mg/L)	1.0	NMR	NMR	NMR	NMR	NMR	NMR	NMR	NMR	NMR	NMR	NMR	NMR
Pb (mg/L)	0.2	0.0005	0.0002	0.0002	0.0030	0.0009	0.0060	0.0008	NMR	NMR	0.0014	0.0011	NMR
Ni (mg/L)	0.5	0.0046	0.0034	0.0038	0.0042	0.0048	0.0046	0.0040	NMR	NMR	0.0041	0.0045	NMR
Zn (mg/L)	0.5	0.0050	0.0040	0.0030	0.0020	0.0050	0.0030	0.0030	NMR	NMR	0.0050	0.0040	NMR
TSS (mg/L)	15	6.00	4.50	7.50	11.20	8.75	14.40	12.00	5.00	4.00	17.00	17.00	8.00
Ra-226 (Bq/L)	0.37	0.0050	NMR	NMR	0.0070	NMR	NMR	0.0100	NMR	NMR	0.0100	NMR	NMR
pH low	≥6.0	7.1	7.6	7.6	7.4	6.9	8.1	8.2	8.3	8.3	8.2	8.2	8.2
pH high	≤9.5	7.8	7.8	7.7	7.8	8.0	8.3	8.2	8.3	8.3	8.2	8.2	8.2
Flow (m ³ /month)	—	38 968	24 912	33 823	43 963	142 656	105 483	69 051	25 001	35 163	39 802	42 762	47 235
Rainbow Trout	Pass	1	NMR	NMR	1	NMR	NMR	1	NMR	NMR	1	NMR	NMR
Acute Lethality Test	Fail	-	-	-	-	-	-	-	-	-	-	-	-
<i>Daphnia magna</i>	Pass	1	NMR	NMR	1	NMR	NMR	1	NMR	NMR	1	NMR	NMR
Monitoring Test	Fail	-	-	-	-	-	-	-	-	-	-	-	-
Comments:													
Notes: ND: No Deposit Highlighted data indicate that a monthly effluent quality standard was exceeded for that month. A "Pass" for the <i>Daphnia magna</i> monitoring test is not a requirement.													
NMR: No Measurement Required Pass: ≤50% Mortality Fail: >50% Mortality													

Metal Mining Effluent Regulations (MMER) 2009 Effluent Compliance

Mine/Mill Name	MAX Molybdenum Mine and Mill												
Operator Name	FortyTwo Metals Inc.												
Product(s)	Molybdenum												
Address	42 Westside Road, Trout Lake, British Columbia V0G 1R0												
Effluent Discharge Point	MM.TP – Tailings Pond Discharge												
Parameters	Limits	Jan.	Feb.	March	April	May	June	July	Aug.	Sept.	Oct.	Nov.	Dec.
As (mg/L)	0.5	0.0019	0.0036	ND	0.0004	0.0005	0.0009	ND	ND	0.0040	0.0032	0.0032	0.0030
Cu (mg/L)	0.3	0.0023	0.0028	ND	0.0027	0.0036	0.0049	ND	ND	0.0035	0.0034	0.0034	0.0040
CN (mg/L)	1.0	NMR	NMR	ND	NMR	NMR	NMR	ND	ND	NMR	NMR	NMR	NMR
Pb (mg/L)	0.2	0.0005	0.0008	ND	0.0003	0.0006	0.0006	ND	ND	0.0008	0.0007	0.0007	0.0004
Ni (mg/L)	0.5	0.0122	0.0101	ND	0.0107	0.0086	0.0057	ND	ND	0.0068	0.0113	0.0113	0.0161
Zn (mg/L)	0.5	0.0035	0.0070	ND	0.0015	0.0025	0.0020	ND	ND	0.0010	0.0028	0.0028	0.0018
TSS (mg/L)	15	8.00	4.00	ND	4.50	15.56	26.00	ND	ND	26.00	12.00	12.00	11.13
Ra-226 (Bq/L)	0.37	0.0060	0.0050	ND	0.0025	0.0058	0.0025	ND	ND	-	0.0150	0.0150	0.0176
pH low	≥6.0	7.4	7.4	ND	7.3	7.4	8.6	ND	ND	8.4	8.0	8.0	7.9
pH high	≤9.5	7.6	7.5	ND	7.6	9.1	8.6	ND	ND	8.4	8.1	8.1	8.1
Flow (m ³ /month)	—	43 776	30 816	ND	61 056	58 752	8 064	ND	ND	3 413	48 311	48 311	47 235
Rainbow Trout	Pass	1	1	ND	-	1	-	ND	ND	1	1	1	1
Acute Lethality Test	Fail	-	-	-	-	-	-	-	-	-	-	-	-
Daphnia magna	Pass	1	1	ND	-	1	-	ND	ND	1	1	1	1
Monitoring Test	Fail	-	-	-	-	-	-	-	-	-	-	-	-
Comments:	The name of the effluent discharge point was changed from “MM.SiteM – Tailings Discharge” to “MM.TP – Tailings Pond Discharge.” No toxicity test results were provided for April and June. No radium 226 test result was provided for October.												
Notes:	ND: No Deposit NMR: No Measurement Required Highlighted data indicate that a monthly effluent quality standard was exceeded for that month. A “Pass” for the <i>Daphnia magna</i> monitoring test is not a requirement.												
	Pass: ≤50% Mortality Fail: >50% Mortality												

Metal Mining Effluent Regulations (MMER) 2009 Effluent Compliance

Mine/Mill Name	McAlpine Mill												
Operator Name	SMC (Canada) Ltd.												
Product(s)	Gold-Silver-Platinum-Palladium												
Address	Lot 4, Concession 4, P.O. Box 710, Coleman Road, Cobalt, Ontario P0J 1C0												
Effluent Discharge Point	Polishing Pond												
Parameters	Limits	Jan.	Feb.	March	April	May	June	July	Aug.	Sep.	Oct.	Nov.	Dec.
As (mg/L)	0.5	0.1965	0.1843	0.2236	0.3120	0.1760	0.1643	0.2900	0.4014	0.2700	0.2803	0.2610	0.1423
Cu (mg/L)	0.3	0.0023	0.0025	0.0022	0.0065	0.0023	0.0015	0.0018	0.0028	0.0010	0.0025	0.0025	0.0045
CN (mg/L)	1.0	NMR	NMR	NMR	NMR	NMR	NMR	NMR	NMR	NMR	NMR	NMR	NMR
Pb (mg/L)	0.2	0.0038	0.0025	0.0025	0.0040	0.0025	0.0025	0.0025	0.0025	0.0025	0.0025	0.0034	0.0025
Ni (mg/L)	0.5	0.0775	0.0700	0.0380	0.0500	0.0375	0.0183	0.0050	0.0050	0.0225	0.0138	0.0580	0.2700
Zn (mg/L)	0.5	0.0063	0.0063	0.0050	0.0163	0.0063	0.0050	0.0050	0.0050	0.0050	0.0050	0.0060	0.0388
TSS (mg/L)	15	2.00	2.00	2.00	4.00	4.50	5.00	2.50	4.00	4.00	3.00	2.80	2.75
Ra-226 (Bq/L)	0.37	NMR	NMR	0.0050	NMR	NMR	0.0050	NMR	NMR	0.0050	NMR	NMR	0.0050
pH low	≥6.0	7.9	7.6	8.0	7.9	8.1	8.3	8.6	8.6	8.0	8.0	7.9	7.5
pH high	≤9.5	8.9	8.8	8.6	8.9	8.9	8.5	8.8	8.9	8.3	8.8	8.9	8.1
Flow (m ³ /month)	—	84 899	59 357	45 878	274 406	169 430	57 283	39 053	34 646	19 881	99 360	100 224	58 925
Rainbow Trout	Pass	NMR	NMR	1	NMR	NMR	1	NMR	NMR	1	NMR	NMR	1
Acute Lethality Test	Fail	-	-	-	-	-	-	-	-	-	-	-	-
<i>Daphnia magna</i>	Pass	1	1	1	1	1	1	NMR	NMR	1	NMR	NMR	1
Monitoring Test	Fail	-	-	-	-	-	-	-	-	-	-	-	-
Comments:													
Notes: ND: No Deposit NMR: No Measurement Required Pass: ≤50% Mortality Fail: >50% Mortality Highlighted data indicate that a monthly effluent quality standard was exceeded for that month. A "Pass" for the <i>Daphnia magna</i> monitoring test is not a requirement.													

Metal Mining Effluent Regulations (MMER) 2009 Effluent Compliance

Mine/Mill Name	McArthur River Operation												
Operator Name	Cameco Corporation												
Product(s)	Uranium												
Address	2121-11th Street West, Saskatoon, Saskatchewan S7M 1J3												
Effluent Discharge Point	Station 2.1												
Parameters	Limits	Jan.	Feb.	March	April	May	June	July	Aug.	Sept.	Oct.	Nov.	Dec.
As (mg/L)	0.5	0.0023	0.0031	0.0024	0.0027	0.0011	0.0016	0.0020	0.0057	0.0045	0.0029	0.0048	0.0043
Cu (mg/L)	0.3	0.0005	0.0007	0.0008	0.0006	0.0008	0.0009	0.0012	0.0012	0.0007	0.0012	0.0009	0.0008
CN (mg/L)	1.0	NMR	NMR	NMR	NMR	NMR	NMR	NMR	NMR	NMR	NMR	NMR	NMR
Pb (mg/L)	0.2	0.0005	0.0001	0.0006	0.0001	0.0001	0.0001	0.0001	0.0001	0.0001	0.0001	0.0001	0.0001
Ni (mg/L)	0.5	0.0004	0.0005	0.0006	0.0004	0.0004	0.0005	0.0006	0.0007	0.0006	0.0006	0.0008	0.0006
Zn (mg/L)	0.5	0.0020	0.0030	0.0102	0.0027	0.0022	0.0027	0.0052	0.0077	0.0036	0.0040	0.0051	0.0017
TSS (mg/L)	15	0.88	1.38	0.90	0.50	0.88	0.60	0.50	0.88	0.70	0.50	0.88	0.90
Ra-226 (Bq/L)	0.37	0.1075	0.1175	0.1720	0.1025	0.0400	0.0400	0.0300	0.0475	0.0640	0.0525	0.0550	0.0600
pH low	≥6.0	6.8	7.0	6.9	7.1	7.0	6.4	7.1	6.9	7.0	7.0	6.9	6.9
pH high	≤9.5	7.2	7.2	7.2	7.5	7.4	7.5	7.2	7.2	7.2	7.3	7.4	7.4
Flow (m ³ /month)	—	266 935	228 512	249 191	252 630	217 830	235 737	228 137	233 538	224 433	206 994	183 845	168 503
Rainbow Trout	Pass	NMR	1	NMR	NMR	NMR	1	NMR	1	NMR	1	NMR	NMR
Acute Lethality Test	Fail	-	-	-	-	-	-	-	-	-	-	-	-
<i>Daphnia magna</i>	Pass	NMR	1	NMR	NMR	NMR	1	NMR	1	NMR	1	NMR	NMR
Monitoring Test	Fail	-	-	-	-	-	-	-	-	-	-	-	-
Comments:													
Notes: ND: No Deposit													
Highlighted data indicate that a monthly effluent quality standard was exceeded for that month.													
A "Pass" for the <i>Daphnia magna</i> monitoring test is not a requirement.													
NMR: No Measurement Required													
Pass: ≤50% Mortality													
Fail: >50% Mortality													

Metal Mining Effluent Regulations (MMER) 2009 Effluent Compliance

Mine/Mill Name	McArthur River Operation												
Operator Name	Cameco Corporation												
Product(s)	Uranium												
Address	2121-11th Street West, Saskatoon, Saskatchewan S7M 1J3												
Effluent Discharge Point	Station 2.1B												
Parameters	Limits	Jan.	Feb.	March	April	May	June	July	Aug.	Sep.	Oct.	Nov.	Dec.
As (mg/L)	0.5	ND	ND	ND	ND	ND	ND	ND	ND	ND	ND	ND	ND
Cu (mg/L)	0.3	ND	ND	ND	ND	ND	ND	ND	ND	ND	ND	ND	ND
CN (mg/L)	1.0	ND	ND	ND	ND	ND	ND	ND	ND	ND	ND	ND	ND
Pb (mg/L)	0.2	ND	ND	ND	ND	ND	ND	ND	ND	ND	ND	ND	ND
Ni (mg/L)	0.5	ND	ND	ND	ND	ND	ND	ND	ND	ND	ND	ND	ND
Zn (mg/L)	0.5	ND	ND	ND	ND	ND	ND	ND	ND	ND	ND	ND	ND
TSS (mg/L)	15	ND	ND	ND	ND	ND	ND	ND	ND	ND	ND	ND	ND
Ra-226 (Bq/L)	0.37	ND	ND	ND	ND	ND	ND	ND	ND	ND	ND	ND	ND
pH low	≥6.0	ND	ND	ND	ND	ND	ND	ND	ND	ND	ND	ND	ND
pH high	≤9.5	ND	ND	ND	ND	ND	ND	ND	ND	ND	ND	ND	ND
Flow (m ³ /month)	—	ND	ND	ND	ND	ND	ND	ND	ND	ND	ND	ND	ND
Rainbow Trout	Pass	ND	ND	ND	ND	ND	ND	ND	ND	ND	ND	ND	ND
Acute Lethality Test	Fail	-	-	-	-	-	-	-	-	-	-	-	-
<i>Daphnia magna</i>	Pass	ND	ND	ND	ND	ND	ND	ND	ND	ND	ND	ND	ND
Monitoring Test	Fail	-	-	-	-	-	-	-	-	-	-	-	-
Comments:													
Notes: ND: No Deposit NMR: No Measurement Required Pass: ≤50% Mortality Fail: >50% Mortality Highlighted data indicate that a monthly effluent quality standard was exceeded for that month. A "Pass" for the <i>Daphnia magna</i> monitoring test is not a requirement.													

Metal Mining Effluent Regulations (MMER) 2009 Effluent Compliance

Mine/Mill Name	McArthur River Operation												
Operator Name	Cameco Corporation												
Product(s)	Uranium												
Address	2121-11th Street West, Saskatoon, Saskatchewan S7M 1J3												
Effluent Discharge Point	Station 2.7												
Parameters	Limits	Jan.	Feb.	March	April	May	June	July	Aug.	Sep.	Oct.	Nov.	Dec.
As (mg/L)	0.5	ND	ND	ND	ND	0.2500	0.0002	ND	ND	ND	0.0009	0.0001	0.0001
Cu (mg/L)	0.3	ND	ND	ND	ND	0.0014	0.0002	ND	ND	ND	0.0009	0.0002	0.0004
CN (mg/L)	1.0	ND	ND	ND	ND	NMR	NMR	ND	ND	ND	NMR	NMR	NMR
Pb (mg/L)	0.2	ND	ND	ND	ND	0.0050	0.0001	ND	ND	ND	0.0013	0.0001	0.0001
Ni (mg/L)	0.5	ND	ND	ND	ND	0.0018	0.0011	ND	ND	ND	0.0017	0.0012	0.0012
Zn (mg/L)	0.5	ND	ND	ND	ND	0.0554	0.0036	ND	ND	ND	0.0079	0.0091	0.0109
TSS (mg/L)	15	ND	ND	ND	ND	9.10	1.00	ND	ND	ND	0.63	0.63	0.80
Ra-226 (Bq/L)	0.37	ND	ND	ND	ND	0.0800	0.0700	ND	ND	ND	0.0863	0.0825	0.0920
pH low	≥6.0	ND	ND	ND	ND	7.2	7.3	ND	ND	ND	7.0	7.1	7.0
pH high	≤9.5	ND	ND	ND	ND	7.2	7.3	ND	ND	ND	7.4	7.4	7.3
Flow (m ³ /month)	—	ND	ND	ND	ND	22 830	5 030	ND	ND	ND	26 040	32 968	45 005
Rainbow Trout	Pass	ND	ND	ND	ND	-	-	ND	ND	ND	1	NMR	NMR
Acute Lethality Test	Fail	-	-	-	-	-	-	-	-	-	-	-	-
<i>Daphnia magna</i>	Pass	ND	ND	ND	ND	-	-	ND	ND	ND	1	NMR	NMR
Monitoring Test	Fail	-	-	-	-	-	-	-	-	-	-	-	-
Comments:	No toxicity test results were provided for the second quarter.												
Notes: ND: No Deposit Highlighted data indicate that a monthly effluent quality standard was exceeded for that month. A "Pass" for the <i>Daphnia magna</i> monitoring test is not a requirement.	NMR: No Measurement Required			Pass: ≤50% Mortality			Fail: >50% Mortality						

Metal Mining Effluent Regulations (MMER) 2009 Effluent Compliance

Mine/Mill Name	McClellan Lake Operation												
Operator Name	AREVA Resources Canada Inc.												
Product(s)	Uranium												
Address	P.O. Box 9204, 817-45th Street West, Saskatoon, Saskatchewan S7K 3X5												
Effluent Discharge Point	CM01-B (JEB Water Treatment Plant)												
Parameters	Limits	Jan.	Feb.	March	April	May	June	July	Aug.	Sep.	Oct.	Nov.	Dec.
As (mg/L)	0.5	0.0545	0.0535	0.0547	0.0570	0.0545	0.0572	0.0538	0.0580	0.0466	0.0408	0.0452	0.0408
Cu (mg/L)	0.3	0.0135	0.0081	0.0072	0.0070	0.0080	0.0065	0.0073	0.0060	0.0054	0.0045	0.0046	0.0044
CN (mg/L)	1.0	NMR	NMR	NMR	NMR	NMR	NMR	NMR	NMR	NMR	NMR	NMR	NMR
Pb (mg/L)	0.2	0.0006	0.0016	0.0012	0.0005	0.0005	0.0006	0.0006	0.0005	0.0004	0.0014	0.0006	0.0006
Ni (mg/L)	0.5	0.0858	0.0728	0.0550	0.0483	0.0580	0.0577	0.0608	0.0250	0.1398	0.0418	0.0504	0.0434
Zn (mg/L)	0.5	0.0073	0.0056	0.0059	0.0063	0.0080	0.0058	0.0063	0.0060	0.0065	0.0046	0.0034	0.0044
TSS (mg/L)	15	3.25	2.25	3.50	2.75	3.00	2.08	3.25	2.00	4.60	3.75	3.40	2.80
Ra-226 (Bq/L)	0.37	0.0038	0.0106	0.0071	0.0044	0.0125	0.0068	0.0094	0.0150	0.0055	0.0096	0.0095	0.0060
pH low	≥6.0	6.9	6.9	6.9	7.3	6.9	7.0	7.1	7.3	7.0	7.0	7.0	6.8
pH high	≤9.5	7.2	7.1	7.4	8.0	7.5	8.2	7.4	7.3	7.7	7.3	7.3	7.5
Flow (m ³ /month)	—	154 702	130 951	160 414	138 264	157 705	149 955	143 791	6 779	90 986	162 463	145 239	150 972
Rainbow Trout	Pass	NMR	NMR	1	NMR	NMR	1	NMR	NMR	1	NMR	NMR	1
Acute Lethality Test	Fail	-	-	-	-	-	-	-	-	-	-	-	-
<i>Daphnia magna</i>	Pass	NMR	NMR	1	NMR	NMR	1	NMR	NMR	1	NMR	NMR	1
Monitoring Test	Fail	-	-	-	-	-	-	-	-	-	-	-	-
Comments:													
Notes: ND: No Deposit													
NMR: No Measurement Required													
Highlighted data indicate that a monthly effluent quality standard was exceeded for that month.													
A "Pass" for the <i>Daphnia magna</i> monitoring test is not a requirement.													
Pass: ≤50% Mortality													
Fail: >50% Mortality													

Metal Mining Effluent Regulations (MMER) 2009 Effluent Compliance

Mine/Mill Name	McClellan Lake Operation												
Operator Name	AREVA Resources Canada Inc.												
Product(s)	Uranium												
Address	P.O. Box 9204, 817-45th Street West, Saskatoon, Saskatchewan S7K 3X5												
Effluent Discharge Point	CM03												
Parameters	Limits	Jan.	Feb.	March	April	May	June	July	Aug.	Sep.	Oct.	Nov.	Dec.
As (mg/L)	0.5	ND	ND	ND	ND	ND	ND	ND	ND	ND	ND	ND	ND
Cu (mg/L)	0.3	ND	ND	ND	ND	ND	ND	ND	ND	ND	ND	ND	ND
CN (mg/L)	1.0	ND	ND	ND	ND	ND	ND	ND	ND	ND	ND	ND	ND
Pb (mg/L)	0.2	ND	ND	ND	ND	ND	ND	ND	ND	ND	ND	ND	ND
Ni (mg/L)	0.5	ND	ND	ND	ND	ND	ND	ND	ND	ND	ND	ND	ND
Zn (mg/L)	0.5	ND	ND	ND	ND	ND	ND	ND	ND	ND	ND	ND	ND
TSS (mg/L)	15	ND	ND	ND	ND	ND	ND	ND	ND	ND	ND	ND	ND
Ra-226 (Bq/L)	0.37	ND	ND	ND	ND	ND	ND	ND	ND	ND	ND	ND	ND
pH low	≥6.0	ND	ND	ND	ND	ND	ND	ND	ND	ND	ND	ND	ND
pH high	≤9.5	ND	ND	ND	ND	ND	ND	ND	ND	ND	ND	ND	ND
Flow (m ³ /month)	—	ND	ND	ND	ND	ND	ND	ND	ND	ND	ND	ND	ND
Rainbow Trout	Pass	ND	ND	ND	ND	ND	ND	ND	ND	ND	ND	ND	ND
Acute Lethality Test	Fail	-	-	-	-	-	-	-	-	-	-	-	-
<i>Daphnia magna</i>	Pass	ND	ND	ND	ND	ND	ND	ND	ND	ND	ND	ND	ND
Monitoring Test	Fail	-	-	-	-	-	-	-	-	-	-	-	-
Comments:	No annual report was submitted. The annual report was completed from the quarterly reports.												
Notes: ND: No Deposit Highlighted data indicate that a monthly effluent quality standard was exceeded for that month. A "Pass" for the <i>Daphnia magna</i> monitoring test is not a requirement.	NMR: No Measurement Required			Pass: ≤50% Mortality			Fail: >50% Mortality						

Metal Mining Effluent Regulations (MMER) 2009 Effluent Compliance

Mine/Mill Name	McClellan Lake Operation												
Operator Name	AREVA Resources Canada Inc.												
Product(s)	Uranium												
Address	P.O. Box 9204, 817-45th Street West, Saskatoon, Saskatchewan S7K 3X5												
Effluent Discharge Point	SC01 (SUE Water Treatment Plant Effluent)												
Parameters	Limits	Jan.	Feb.	March	April	May	June	July	Aug.	Sep.	Oct.	Nov.	Dec.
As (mg/L)	0.5	0.0258	0.2080	ND	ND	ND	ND	ND	ND	0.0682	0.0867	ND	ND
Cu (mg/L)	0.3	0.0005	0.0020	ND	ND	ND	ND	ND	ND	0.0009	0.0005	ND	ND
CN (mg/L)	1.0	NMR	NMR	ND	ND	ND	ND	ND	ND	NMR	NMR	ND	ND
Pb (mg/L)	0.2	0.0009	0.0010	ND	ND	ND	ND	ND	ND	0.0004	0.0005	ND	ND
Ni (mg/L)	0.5	0.0888	0.3400	ND	ND	ND	ND	ND	ND	0.0536	0.0697	ND	ND
Zn (mg/L)	0.5	0.0005	0.0025	ND	ND	ND	ND	ND	ND	0.0010	0.0005	ND	ND
TSS (mg/L)	15	0.63	1.00	ND	ND	ND	ND	ND	ND	1.00	1.17	ND	ND
Ra-226 (Bq/L)	0.37	0.0063	0.0025	ND	ND	ND	ND	ND	ND	0.0070	0.0267	ND	ND
pH low	≥6.0	6.8	7.4	ND	ND	ND	ND	ND	ND	7.2	6.9	ND	ND
pH high	≤9.5	7.2	7.4	ND	ND	ND	ND	ND	ND	7.5	7.7	ND	ND
Flow (m ³ /month)	—	92 584	3 061	ND	ND	ND	ND	ND	ND	120 926	74 677	ND	ND
Rainbow Trout	Pass	NMR	1	ND	ND	ND	ND	ND	ND	1	-	ND	ND
Acute Lethality Test	Fail	-	-	-	-	-	-	-	-	-	-	-	-
<i>Daphnia magna</i>	Pass	NMR	1	ND	ND	ND	ND	ND	ND	1	-	ND	ND
Monitoring Test	Fail	-	-	-	-	-	-	-	-	-	-	-	-
Comments:	No toxicity test results were provided for the fourth quarter. The toxicity test was scheduled on day of no flow.												
Notes: ND: No Deposit Highlighted data indicate that a monthly effluent quality standard was exceeded for that month. A "Pass" for the <i>Daphnia magna</i> monitoring test is not a requirement.	NMR: No Measurement Required			Pass: ≤50% Mortality			Fail: >50% Mortality						

Metal Mining Effluent Regulations (MMER) 2009 Effluent Compliance

Mine/Mill Name	McWatters Mine												
Operator Name	Liberty Mines Inc.												
Product(s)	Nickel												
Address	P.O. Box 398, South Porcupine, Ontario P0N 1H0												
Effluent Discharge Point	MWD-2												
Parameters	Limits	Jan.	Feb.	March	April	May	June	July	Aug.	Sept.	Oct.	Nov.	Dec.
As (mg/L)	0.5	0.0016	0.0005	0.0006	0.0007	0.0017	0.0005	0.0007	0.0006	0.0005	0.0007	0.0010	0.0011
Cu (mg/L)	0.3	0.0060	0.0007	0.0022	0.0021	0.0048	0.0021	0.0015	0.0021	0.0019	0.0019	0.0011	0.0009
CN (mg/L)	1.0	NMR	NMR	NMR	NMR	NMR	NMR	NMR	NMR	NMR	NMR	NMR	NMR
Pb (mg/L)	0.2	0.0016	0.0005	0.0005	0.0007	0.0005	0.0005	0.0005	0.0005	0.0005	0.0005	0.0005	0.0005
Ni (mg/L)	0.5	0.0497	0.0655	0.0731	0.0673	0.0525	0.0595	0.0287	0.0202	0.0231	0.0222	0.0204	0.0064
Zn (mg/L)	0.5	0.0040	0.0009	0.0056	0.0076	0.0046	0.0026	0.0020	0.0060	0.0014	0.0008	0.0014	0.0008
TSS (mg/L)	15	0.35	0.30	1.04	2.60	4.26	1.12	0.83	1.31	1.05	1.50	1.51	2.42
Ra-226 (Bq/L)	0.37	NMR	0.0200	NMR	NMR	NMR	0.0050	NMR	0.0050	0.0050	-	-	-
pH low	≥6.0	7.3	7.9	7.7	7.5	7.9	8.1	7.8	7.4	7.2	7.4	7.9	8.0
pH high	≤9.5	7.9	8.2	8.1	8.0	8.8	9.2	8.0	8.0	7.9	8.0	8.1	8.1
Flow (m ³ /month)	—	11 939	10 304	10 976	25 662	15 774	8 388	9 290	8 747	10 907	13 121	10 699	11 909
Rainbow Trout	Pass	1	1	1	1	1	1	1	1	NMR	NMR	NMR	1
Acute Lethality Test	Fail	-	-	-	-	-	-	-	-	-	-	-	-
<i>Daphnia magna</i>	Pass	1	1	1	1	1	1	1	1	NMR	NMR	NMR	1
Monitoring Test	Fail	-	-	-	-	-	-	-	-	-	-	-	-
Comments:	No radium 226 test result was provided for the fourth quarter.												
Notes: ND: No Deposit	NMR: No Measurement Required												
Highlighted data indicate that a monthly effluent quality standard was exceeded for that month.	Pass: ≤50% Mortality												
A "Pass" for the <i>Daphnia magna</i> monitoring test is not a requirement.	Fail: >50% Mortality												

Metal Mining Effluent Regulations (MMER) 2009 Effluent Compliance

Mine/Mill Name	Minto Project												
Operator Name	Minto Explorations Ltd.												
Product(s)	Copper-Gold-Silver												
Address	P.O. Box 31634, Whitehorse, Yukon Y1A 6S1												
Effluent Discharge Point	Mi. W3 – Runoff Main Water Dam												
Parameters	Limits	Jan.	Feb.	March	April	May	June	July	Aug.	Sep.	Oct.	Nov.	Dec.
As (mg/L)	0.5	0.0003	0.0002	0.0005	0.0006	0.0005	0.0005	0.0006	0.0005	0.0004	0.0004	0.0005	0.0003
Cu (mg/L)	0.3	0.0083	0.0083	0.0213	0.0325	0.0140	0.0172	0.0753	0.0220	0.0065	0.0080	0.0035	0.0040
CN (mg/L)	1.0	NMR	NMR	NMR	NMR	NMR	NMR	NMR	NMR	NMR	NMR	NMR	NMR
Pb (mg/L)	0.2	0.0002	0.0001	0.0003	0.0005	0.0003	0.0005	0.0006	0.0044	0.0004	0.0002	0.0001	0.0002
Ni (mg/L)	0.5	0.0013	0.0008	0.0020	0.0025	0.0060	0.0018	0.0018	0.0060	0.0083	0.0009	0.0070	0.0018
Zn (mg/L)	0.5	0.0195	0.0123	0.0230	0.0150	0.0078	0.0113	0.0075	0.0390	0.0048	0.0025	0.0055	0.0050
TSS (mg/L)	15	4.25	4.33	5.67	29.50	13.25	5.75	9.00	5.00	4.25	4.00	2.25	2.50
Ra-226 (Bq/L)	0.37	-	-	-	0.0025	NMR	0.0050	NMR	0.0010	NMR	0.1200	-	-
pH low	≥6.0	7.7	7.6	7.8	7.4	7.6	8.0	8.1	8.0	7.9	7.7	7.7	7.7
pH high	≤9.5	8.0	8.0	7.9	7.8	8.0	8.2	8.3	8.2	8.0	8.1	7.8	8.3
Flow (m ³ /month)	—	16 070	3 888	13	31 104	95 083	87 120	328 104	243 734	312 073	201 382	13 608	8 370
Rainbow Trout	Pass	1	1	1	1	1	1	1	1	1	1	1	1
Acute Lethality Test	Fail	-	-	-	-	-	-	-	-	-	-	-	-
<i>Daphnia magna</i>	Pass	1	1	1	1	1	1	1	1	1	1	1	1
Monitoring Test	Fail	-	-	-	-	-	-	-	-	-	-	-	-
Comments:	No radium 226 test result was provided for the first quarter, November and December.												
Notes: ND: No Deposit	NMR: No Measurement Required												
Highlighted data indicate that a monthly effluent quality standard was exceeded for that month.	Pass: ≤50% Mortality												
A "Pass" for the <i>Daphnia magna</i> monitoring test is not a requirement.	Fail: >50% Mortality												

Metal Mining Effluent Regulations (MMER) 2009 Effluent Compliance

Mine/Mill Name	Mishi Pit (part of Eagle River Mill)												
Operator Name	Wesdome Gold Mines Ltd.												
Product(s)	Gold												
Address	93 Mission Road, P.O. Box 1520, Wawa, Ontario P0S 1K0												
Effluent Discharge Point	Mishi Pit												
Parameters	Limits	Jan.	Feb.	March	April	May	June	July	Aug.	Sep.	Oct.	Nov.	Dec.
As (mg/L)	0.5	ND	ND	ND	ND	ND	ND	0.0029	ND	ND	ND	ND	ND
Cu (mg/L)	0.3	ND	ND	ND	ND	ND	ND	0.0104	ND	ND	ND	ND	ND
CN (mg/L)	1.0	ND	ND	ND	ND	ND	ND	NMR	ND	ND	ND	ND	ND
Pb (mg/L)	0.2	ND	ND	ND	ND	ND	ND	0.0005	ND	ND	ND	ND	ND
Ni (mg/L)	0.5	ND	ND	ND	ND	ND	ND	0.0037	ND	ND	ND	ND	ND
Zn (mg/L)	0.5	ND	ND	ND	ND	ND	ND	0.0070	ND	ND	ND	ND	ND
TSS (mg/L)	15	ND	ND	ND	ND	ND	ND	1.85	ND	ND	ND	ND	ND
Ra-226 (Bq/L)	0.37	ND	ND	ND	ND	ND	ND	0.0050	ND	ND	ND	ND	ND
pH low	≥6.0	ND	ND	ND	ND	ND	ND	7.7	ND	ND	ND	ND	ND
pH high	≤9.5	ND	ND	ND	ND	ND	ND	7.8	ND	ND	ND	ND	ND
Flow (m ³ /month)	—	ND	ND	ND	ND	ND	ND	29 299	ND	ND	ND	ND	ND
Rainbow Trout	Pass	ND	ND	ND	ND	ND	ND	1	ND	ND	ND	ND	ND
Acute Lethality Test	Fail	-	-	-	-	-	-	-	-	-	-	-	-
<i>Daphnia magna</i>	Pass	ND	ND	ND	ND	ND	ND	1	ND	ND	ND	ND	ND
Monitoring Test	Fail	-	-	-	-	-	-	-	-	-	-	-	-
Comments:													
Notes: ND: No Deposit NMR: No Measurement Required Pass: ≤50% Mortality Fail: >50% Mortality Highlighted data indicate that a monthly effluent quality standard was exceeded for that month. A "Pass" for the <i>Daphnia magna</i> monitoring test is not a requirement.													

Metal Mining Effluent Regulations (MMER) 2009 Effluent Compliance

Mine/Mill Name	Montcalm Project												
Operator Name	Xstrata Canada Corporation												
Product(s)	Nickel-Copper-Cobalt												
Address	c/o P.O. Box 2002, Hwy. 655 North, Timmins, Ontario P4N 7K1												
Effluent Discharge Point	Montcalm Final Effluent												
Parameters	Limits	Jan.	Feb.	March	April	May	June	July	Aug.	Sep.	Oct.	Nov.	Dec.
As (mg/L)	0.5	0.0006	0.0007	0.0006	0.0006	0.0003	0.0007	0.0010	0.0006	0.0006	0.0006	ND	ND
Cu (mg/L)	0.3	0.0018	0.0011	0.0014	0.0016	0.0021	0.0032	0.0025	0.0039	0.0031	0.0027	ND	ND
CN (mg/L)	1.0	NMR	NMR	NMR	NMR	NMR	NMR	NMR	NMR	NMR	NMR	ND	ND
Pb (mg/L)	0.2	0.0003	0.0002	0.0002	0.0001	0.0002	0.0009	0.0004	0.0005	0.0004	0.0002	ND	ND
Ni (mg/L)	0.5	0.1839	0.0882	0.0773	0.0645	0.0559	0.0639	0.0586	0.0428	0.0403	0.0585	ND	ND
Zn (mg/L)	0.5	0.0041	0.0057	0.0045	0.0042	0.0058	0.0085	0.0038	0.0036	0.0055	0.0027	ND	ND
TSS (mg/L)	15	1.08	1.17	1.00	1.00	1.00	1.50	1.58	1.29	1.30	1.31	ND	ND
Ra-226 (Bq/L)	0.37	NMR	0.0050	NMR	0.0050	NMR	NMR	0.0050	NMR	NMR	0.0200	ND	ND
pH low	≥6.0	7.3	7.1	7.4	7.3	7.4	7.1	7.3	7.3	7.1	7.2	ND	ND
pH high	≤9.5	7.9	7.7	7.9	7.9	7.4	7.3	7.8	7.4	7.7	7.9	ND	ND
Flow (m ³ /month)	—	32 727	36 050	37 433	88 356	11 805	37 682	85 720	27 800	31 811	49 461	ND	ND
Rainbow Trout	Pass	1	1	1	1	1	1	1	1	1	1	ND	ND
Acute Lethality Test	Fail	-	-	-	-	-	-	-	-	-	-	-	-
<i>Daphnia magna</i>	Pass	1	1	1	1	1	1	1	1	1	1	ND	ND
Monitoring Test	Fail	-	-	-	-	-	-	-	-	-	-	-	-
Comments:													
Notes: ND: No Deposit NMR: No Measurement Required Pass: ≤50% Mortality Fail: >50% Mortality Highlighted data indicate that a monthly effluent quality standard was exceeded for that month. A "Pass" for the <i>Daphnia magna</i> monitoring test is not a requirement.													

Metal Mining Effluent Regulations (MMER) 2009 Effluent Compliance

Mine/Mill Name	Mont-Wright (Mine)												
Operator Name	ArcelorMittal Mines Canada												
Product(s)	Iron												
Address	P.O. Box 1817, Mont-Wright, Quebec G0G 1J0												
Effluent Discharge Point	HS-1												
Parameters	Limits	Jan.	Feb.	March	April	May	June	July	Aug.	Sept.	Oct.	Nov.	Dec.
As (mg/L)	0.5	0.0005	0.0005	0.0005	0.0005	0.0005	0.0005	0.0005	0.0005	0.0005	0.0005	0.0005	0.0005
Cu (mg/L)	0.3	0.0019	0.0018	0.0024	0.0015	0.0023	0.0018	0.0013	0.0010	0.0019	0.0020	0.0009	0.0012
CN (mg/L)	1.0	NMR	NMR	NMR	NMR	NMR	NMR	NMR	NMR	NMR	NMR	NMR	NMR
Pb (mg/L)	0.2	0.0005	0.0005	0.0005	0.0005	0.0005	0.0005	0.0005	0.0005	0.0005	0.0005	0.0005	0.0005
Ni (mg/L)	0.5	0.0050	0.0053	0.0056	0.0035	0.0060	0.0046	0.0068	0.0058	0.0074	0.0070	0.0053	0.0050
Zn (mg/L)	0.5	0.0150	0.0148	0.0148	0.0140	0.0115	0.0140	0.0070	0.0073	0.0064	0.0068	0.0030	0.0034
TSS (mg/L)	15	1.25	2.50	3.20	9.75	14.50	9.40	15.50	11.50	14.00	16.50	6.50	3.80
Ra-226 (Bq/L)	0.37	NMR	0.0170	NMR	NMR	0.0140	NMR	NMR	0.0060	NMR	0.0060	0.0050	NMR
pH low	≥6.0	7.3	7.3	7.0	7.3	7.1	7.0	7.2	7.1	6.5	6.3	6.3	6.3
pH high	≤9.5	8.2	8.0	7.4	7.4	7.5	7.7	7.8	7.5	7.4	7.1	7.0	7.2
Flow (m ³ /month)	—	411 618	396 144	1 916 990	4 085 820	11 533 302	15 683 184	10 360 014	6 205 518	2 779 776	3 879 402	422 460	3 201 878
Rainbow Trout	Pass	NMR	1	NMR	NMR	1	NMR	NMR	1	NMR	NMR	1	NMR
Acute Lethality Test	Fail	-	-	-	-	-	-	-	-	-	-	-	-
<i>Daphnia magna</i>	Pass	NMR	1	NMR	NMR	1	NMR	NMR	1	NMR	NMR	1	NMR
Monitoring Test	Fail	-	-	-	-	-	-	-	-	-	-	-	-
Comments:													
Notes: ND: No Deposit NMR: No Measurement Required Highlighted data indicate that a monthly effluent quality standard was exceeded for that month. A "Pass" for the <i>Daphnia magna</i> monitoring test is not a requirement.													
												Pass: ≤50% Mortality	Fail: >50% Mortality

Metal Mining Effluent Regulations (MMER) 2009 Effluent Compliance

Mine/Mill Name	Mont-Wright (Mine)												
Operator Name	ArcelorMittal Mines Canada												
Product(s)	Iron												
Address	P.O. Box 1817, Mont-Wright, Quebec G0G 1J0												
Effluent Discharge Point	MS-2												
Parameters	Limits	Jan.	Feb.	March	April	May	June	July	Aug.	Sep.	Oct.	Nov.	Dec.
As (mg/L)	0.5	ND	ND	ND	ND	ND	0.0005	0.0005	0.0005	0.0005	0.0005	ND	ND
Cu (mg/L)	0.3	ND	ND	ND	ND	ND	0.0023	0.0033	0.0028	0.0020	0.0033	ND	ND
CN (mg/L)	1.0	ND	ND	ND	ND	ND	NMR	NMR	NMR	NMR	NMR	ND	ND
Pb (mg/L)	0.2	ND	ND	ND	ND	ND	0.0005	0.0006	0.0006	0.0005	0.0005	ND	ND
Ni (mg/L)	0.5	ND	ND	ND	ND	ND	0.0233	0.0178	0.0258	0.0294	0.0253	ND	ND
Zn (mg/L)	0.5	ND	ND	ND	ND	ND	0.0195	0.0128	0.0145	0.0118	0.0128	ND	ND
TSS (mg/L)	15	ND	ND	ND	ND	ND	5.00	29.50	9.25	5.40	4.75	ND	ND
Ra-226 (Bq/L)	0.37	ND	ND	ND	ND	ND	NMR	0.0040	0.0050	NMR	0.0060	ND	ND
pH low	≥6.0	ND	ND	ND	ND	ND	6.5	6.1	6.2	6.1	6.5	ND	ND
pH high	≤9.5	ND	ND	ND	ND	ND	6.6	6.7	6.5	6.9	6.8	ND	ND
Flow (m ³ /month)	—	ND	ND	ND	ND	ND	84 240	169 260	96 720	77 040	89 280	ND	ND
Rainbow Trout	Pass	ND	ND	ND	ND	ND	-	1	1	1	1	ND	ND
Acute Lethality Test	Fail	-	-	-	-	-	-	-	-	-	-	-	-
<i>Daphnia magna</i>	Pass	ND	ND	ND	ND	ND	-	1	1	1	1	ND	ND
Monitoring Test	Fail	-	-	-	-	-	-	-	-	-	-	-	-
Comments:	No toxicity test results were provided for June.												
Notes:	ND: No Deposit NMR: No Measurement Required Highlighted data indicate that a monthly effluent quality standard was exceeded for that month. A "Pass" for the <i>Daphnia magna</i> monitoring test is not a requirement.												
	Pass: ≤50% Mortality											Fail: >50% Mortality	

Metal Mining Effluent Regulations (MMER) 2009 Effluent Compliance

Mine/Mill Name	Mouska (Mine)												
Operator Name	Gestion IAMGOLD Québec Inc.												
Product(s)	Gold												
Address	P.O. Box 9999, 1075 3rd Ave East, Val-d'Or, Quebec J9P 6M1												
Effluent Discharge Point	Final Effluent												
Parameters	Limits	Jan.	Feb.	March	April	May	June	July	Aug.	Sept.	Oct.	Nov.	Dec.
As (mg/L)	0.5	0.0005	NMR	NMR	0.0003	NMR	NMR	0.0003	NMR	NMR	0.0035	NMR	NMR
Cu (mg/L)	0.3	0.0101	NMR	NMR	0.0096	NMR	NMR	0.0080	NMR	NMR	0.0096	0.0096	0.0124
CN (mg/L)	1.0	NMR	NMR	NMR	NMR	NMR	NMR	NMR	NMR	NMR	NMR	NMR	NMR
Pb (mg/L)	0.2	0.0021	NMR	NMR	0.0003	NMR	NMR	0.0003	NMR	NMR	0.0003	NMR	NMR
Ni (mg/L)	0.5	0.0144	NMR	NMR	0.0029	NMR	NMR	0.0024	NMR	NMR	0.0031	NMR	NMR
Zn (mg/L)	0.5	0.0100	NMR	NMR	0.0090	NMR	NMR	0.0005	NMR	NMR	0.0060	NMR	NMR
TSS (mg/L)	15	4.63	1.75	2.00	2.50	0.88	2.10	2.38	1.38	1.30	1.75	2.00	2.00
Ra-226 (Bq/L)	0.37	0.0250	NMR	NMR	0.0080	NMR	NMR	0.0040	NMR	NMR	0.0010	NMR	NMR
pH low	≥6.0	7.8	7.9	7.8	7.8	8.0	7.4	7.6	7.5	7.7	8.0	8.0	8.0
pH high	≤9.5	8.0	8.0	7.9	8.0	8.1	7.9	7.9	8.0	8.0	8.3	8.1	8.1
Flow (m ³ /month)	—	108 598	93 613	98 003	85 450	85 731	84 784	93 521	95 853	90 945	93 521	99 371	103 717
Rainbow Trout	Pass	1	NMR	NMR	1	NMR	NMR	1	NMR	NMR	1	NMR	NMR
Acute Lethality Test	Fail	-	-	-	-	-	-	-	-	-	-	-	-
<i>Daphnia magna</i>	Pass	1	NMR	NMR	1	NMR	NMR	1	NMR	NMR	1	NMR	NMR
Monitoring Test	Fail	-	-	-	-	-	-	-	-	-	-	-	-
Comments:													

Notes: ND: No Deposit
 Highlighted data indicate that a monthly effluent quality standard was exceeded for that month.
 A "Pass" for the *Daphnia magna* monitoring test is not a requirement.

NMR: No Measurement Required Pass: ≤50% Mortality Fail: >50% Mortality

Metal Mining Effluent Regulations (MMER) 2009 Effluent Compliance

Mine/Mill Name	Muselwhite Mine												
Operator Name	Goldcorp Inc.												
Product(s)	Gold												
Address	P.O. Box 7500, Thunder Bay, Ontario P7B 6S8												
Effluent Discharge Point	FDP 1												
Parameters	Limits	Jan.	Feb.	March	April	May	June	July	Aug.	Sep.	Oct.	Nov.	Dec.
As (mg/L)	0.5	ND	ND	ND	ND	ND	0.0054	0.0036	0.0035	0.0044	0.0037	ND	ND
Cu (mg/L)	0.3	ND	ND	ND	ND	ND	0.0043	0.0040	0.0037	0.0040	0.0034	ND	ND
CN (mg/L)	1.0	ND	ND	ND	ND	ND	0.0091	0.0055	0.0032	0.0033	0.0043	ND	ND
Pb (mg/L)	0.2	ND	ND	ND	ND	ND	0.0001	0.0001	0.0001	0.0001	0.0001	ND	ND
Ni (mg/L)	0.5	ND	ND	ND	ND	ND	0.0159	0.0104	0.0094	0.0131	0.0103	ND	ND
Zn (mg/L)	0.5	ND	ND	ND	ND	ND	0.0046	0.0063	0.0027	0.0044	0.0032	ND	ND
TSS (mg/L)	15	ND	ND	ND	ND	ND	1.00	1.38	1.58	0.63	1.18	ND	ND
Ra-226 (Bq/L)	0.37	ND	ND	ND	ND	ND	0.0050	0.0050	0.0050	0.0050	0.0050	ND	ND
pH low	≥6.0	ND	ND	ND	ND	ND	7.1	6.9	7.0	7.0	7.0	ND	ND
pH high	≤9.5	ND	ND	ND	ND	ND	7.4	7.1	7.3	7.1	7.3	ND	ND
Flow (m ³ /month)	—	ND	ND	ND	ND	ND	267 104	698 670	668 536	411 686	419 665	ND	ND
Rainbow Trout	Pass	ND	ND	ND	ND	ND	1	1	1	1	1	ND	ND
Acute Lethality Test	Fail	-	-	-	-	-	-	-	-	-	-	-	-
<i>Daphnia magna</i>	Pass	ND	ND	ND	ND	ND	1	1	1	1	1	ND	ND
Monitoring Test	Fail	-	-	-	-	-	-	-	-	-	-	-	-
Comments:													
Notes: ND: No Deposit NMR: No Measurement Required Pass: ≤50% Mortality Fail: >50% Mortality Highlighted data indicate that a monthly effluent quality standard was exceeded for that month. A "Pass" for the <i>Daphnia magna</i> monitoring test is not a requirement.													

Metal Mining Effluent Regulations (MMER) 2009 Effluent Compliance

Mine/Mill Name	Myra Falls Operations												
Operator Name	NVI Mining Ltd.												
Product(s)	Copper-Zinc-Lead-Gold-Silver												
Address	P.O. Box 8000, Campbell River, British Columbia V9W 5E2												
Effluent Discharge Point	ME11A – Runoff Myra Ponds Effluent												
Parameters	Limits	Jan.	Feb.	March	April	May	June	July	Aug.	Sep.	Oct.	Nov.	Dec.
As (mg/L)	0.5	0.0007	0.0007	0.0006	0.0009	0.0005	0.0008	0.0007	0.0005	0.0010	0.0009	0.0003	0.0006
Cu (mg/L)	0.3	0.0365	0.0192	0.0348	0.0323	0.0171	0.0233	0.0286	0.0208	0.0319	0.0330	0.0501	0.0555
CN (mg/L)	1.0	NMR	NMR	NMR	NMR	NMR	NMR	NMR	NMR	NMR	NMR	NMR	NMR
Pb (mg/L)	0.2	0.0032	0.0016	0.0025	0.0008	0.0017	0.0015	0.0018	0.0006	0.0021	0.0020	0.0054	0.0031
Ni (mg/L)	0.5	0.0014	0.0013	0.0019	0.0017	0.0011	0.0012	0.0013	0.0013	0.0018	0.0018	0.0026	0.0030
Zn (mg/L)	0.5	0.2325	0.1470	0.2584	0.1261	0.1515	0.1295	0.1238	0.1308	0.1418	0.1962	0.5450	0.4250
TSS (mg/L)	15	16.50	5.50	6.40	6.00	6.00	3.80	2.75	1.63	3.60	3.50	4.50	5.20
Ra-226 (Bq/L)	0.37	NMR	NMR	0.0025	NMR	0.0025	NMR	NMR	0.0200	NMR	-	-	-
pH low	≥6.0	9.0	9.0	8.8	9.0	9.0	9.0	8.8	9.0	9.0	9.0	8.9	8.8
pH high	≤9.5	9.0	9.2	9.0	9.1	9.0	9.0	9.0	9.0	9.0	9.0	9.0	9.0
Flow (m ³ /month)	—	762 662	631 167	863 418	795 412	1 034 686	864 185	832 104	765 683	793 911	881 269	1 591 754	1 077 101
Rainbow Trout	Pass	1	1	1	1	1	1	NMR	1	NMR	NMR	1	NMR
Acute Lethality Test	Fail	-	-	-	-	-	-	-	-	-	-	-	-
<i>Daphnia magna</i>	Pass	1	1	1	1	1	1	NMR	NMR	NMR	NMR	1	NMR
Monitoring Test	Fail	-	-	-	-	-	-	-	1	-	-	-	-
Comments:	No radium 226 test result was provided for the fourth quarter.												
Notes: ND: No Deposit	NMR: No Measurement Required												
Highlighted data indicate that a monthly effluent quality standard was exceeded for that month.	Pass: ≤50% Mortality												
A "Pass" for the <i>Daphnia magna</i> monitoring test is not a requirement.	Fail: >50% Mortality												

Metal Mining Effluent Regulations (MMER) 2009 Effluent Compliance

Mine/Mill Name	New Britannia Mine												
Operator Name	Garson Gold Corporation												
Product(s)	Gold												
Address	P.O. Box 451, 114 Cedar Street, Snow Lake, Manitoba R0B 1M0												
Effluent Discharge Point	SWM-03 (Birch Lake Outlet Embankment Decant Discharge)												
Parameters	Limits	Jan.	Feb.	March	April	May	June	July	Aug.	Sep.	Oct.	Nov.	Dec.
As (mg/L)	0.5	ND	ND	ND	ND	ND	ND	ND	ND	ND	ND	ND	ND
Cu (mg/L)	0.3	ND	ND	ND	ND	ND	ND	ND	ND	ND	ND	ND	ND
CN (mg/L)	1.0	ND	ND	ND	ND	ND	ND	ND	ND	ND	ND	ND	ND
Pb (mg/L)	0.2	ND	ND	ND	ND	ND	ND	ND	ND	ND	ND	ND	ND
Ni (mg/L)	0.5	ND	ND	ND	ND	ND	ND	ND	ND	ND	ND	ND	ND
Zn (mg/L)	0.5	ND	ND	ND	ND	ND	ND	ND	ND	ND	ND	ND	ND
TSS (mg/L)	15	ND	ND	ND	ND	ND	ND	ND	ND	ND	ND	ND	ND
Ra-226 (Bq/L)	0.37	ND	ND	ND	ND	ND	ND	ND	ND	ND	ND	ND	ND
pH low	≥6.0	ND	ND	ND	ND	ND	ND	ND	ND	ND	ND	ND	ND
pH high	≤9.5	ND	ND	ND	ND	ND	ND	ND	ND	ND	ND	ND	ND
Flow (m ³ /month)	—	ND	ND	ND	ND	ND	ND	ND	ND	ND	ND	ND	ND
Rainbow Trout	Pass	ND	ND	ND	ND	ND	ND	ND	ND	ND	ND	ND	ND
Acute Lethality Test	Fail	-	-	-	-	-	-	-	-	-	-	-	-
<i>Daphnia magna</i>	Pass	ND	ND	ND	ND	ND	ND	ND	ND	ND	ND	ND	ND
Monitoring Test	Fail	-	-	-	-	-	-	-	-	-	-	-	-
Comments:													
Notes: ND: No Deposit NMR: No Measurement Required Pass: ≤50% Mortality Fail: >50% Mortality Highlighted data indicate that a monthly effluent quality standard was exceeded for that month. A "Pass" for the <i>Daphnia magna</i> monitoring test is not a requirement.													

Metal Mining Effluent Regulations (MMER) 2009 Effluent Compliance

Mine/Mill Name	Niobec (Mine)												
Operator Name	Gestion IAMGOLD Québec Inc.												
Product(s)	Niobium												
Address	3400 Chemin du Columbiun, St-Honoré de Chicoutimi, Quebec G0V 1L0												
Effluent Discharge Point	Final Effluent												
Parameters	Limits	Jan.	Feb.	March	April	May	June	July	Aug.	Sep.	Oct.	Nov.	Dec.
As (mg/L)	0.5	0.0020	NMR	NMR	0.0040	NMR	NMR	0.0005	NMR	NMR	0.0010	NMR	NMR
Cu (mg/L)	0.3	0.0040	NMR	NMR	0.0030	NMR	NMR	0.0030	NMR	NMR	0.0030	NMR	NMR
CN (mg/L)	1.0	NMR	NMR	NMR	NMR	NMR	NMR	NMR	NMR	NMR	NMR	NMR	NMR
Pb (mg/L)	0.2	0.0005	NMR	NMR	0.0005	NMR	NMR	0.0005	NMR	NMR	0.0010	NMR	NMR
Ni (mg/L)	0.5	0.0005	NMR	NMR	0.0060	NMR	NMR	0.0100	NMR	NMR	0.0010	NMR	NMR
Zn (mg/L)	0.5	0.0370	0.0485	0.0416	0.0318	0.0260	0.0140	0.0085	0.0205	0.0162	0.0198	0.0143	0.0186
TSS (mg/L)	15	6.50	7.00	7.40	8.25	22.00	13.00	6.75	7.00	8.00	7.00	9.25	8.00
Ra-226 (Bq/L)	0.37	0.0415	0.0555	0.0510	0.0428	0.0573	0.0320	0.0490	0.0460	0.0334	0.0320	0.0490	0.0374
pH low	≥6.0	7.4	7.5	7.3	7.4	7.8	7.6	7.6	7.5	7.6	7.3	7.5	7.2
pH high	≤9.5	7.8	7.7	7.6	7.9	8.4	7.9	7.9	7.8	8.0	7.6	7.7	7.7
Flow (m ³ /month)	—	254 890	241 311	239 416	291 911	216 667	158 658	260 257	263 749	290 160	254 262	226 111	252 334
Rainbow Trout	Pass	NMR	1	NMR	1	NMR	NMR	1	NMR	NMR	1	NMR	NMR
Acute Lethality Test	Fail	-	-	-	-	-	-	-	-	-	-	-	-
<i>Daphnia magna</i>	Pass	NMR	1	NMR	1	NMR	NMR	1	NMR	NMR	1	NMR	NMR
Monitoring Test	Fail	-	-	-	-	-	-	-	-	-	-	-	-
Comments:													
Notes: ND: No Deposit													
NMR: No Measurement Required													
Highlighted data indicate that a monthly effluent quality standard was exceeded for that month.													
A "Pass" for the <i>Daphnia magna</i> monitoring test is not a requirement.													
Pass: ≤50% Mortality													
Fail: >50% Mortality													

Metal Mining Effluent Regulations (MMER) 2009 Effluent Compliance

Mine/Mill Name	Nugget Pond Mine												
Operator Name	Crew Gold Corporation / Rambler Metals and Mining Canada Ltd.												
Product(s)	Gold												
Address	P.O. Box 40, Baie Verte, Newfoundland and Labrador A0K 1B0												
Effluent Discharge Point	Polishing Pond Effluent												
Parameters	Limits	Jan.	Feb.	March	April	May	June	July	Aug.	Sep.	Oct.	Nov.	Dec.
As (mg/L)	0.5	ND	ND	0.0620	0.0130	0.1230	ND	0.1210	0.1450	ND	0.1570	0.1150	0.0760
Cu (mg/L)	0.3	ND	ND	0.0120	0.0090	0.0130	ND	0.0080	0.0060	ND	0.0060	0.0080	0.0100
CN (mg/L)	1.0	ND	ND	0.0090	0.0050	0.0390	ND	0.0540	0.0340	ND	0.0480	0.0760	0.0560
Pb (mg/L)	0.2	ND	ND	0.0010	0.0010	0.0010	ND	0.0010	0.0010	ND	0.0010	0.0010	0.0010
Ni (mg/L)	0.5	ND	ND	0.0040	0.0025	0.0070	ND	0.0060	0.0040	ND	0.0030	0.0030	0.0030
Zn (mg/L)	0.5	ND	ND	0.0060	0.0070	0.0030	ND	0.0050	0.0050	ND	0.0005	0.0020	0.0020
TSS (mg/L)	15	ND	ND	2.00	1.00	3.00	ND	3.00	1.00	ND	3.00	1.00	2.00
Ra-226 (Bq/L)	0.37	ND	ND	0.0050	0.0050	0.0050	ND	0.0050	0.0050	ND	0.0050	0.0050	0.0050
pH low	≥6.0	ND	ND	7.3	6.9	7.5	ND	7.6	7.7	ND	7.6	7.7	7.8
pH high	≤9.5	ND	ND	7.3	6.9	7.5	ND	7.6	7.7	ND	7.6	7.7	7.8
Flow (m ³ /month)	—	ND	ND	88 750	177 500	88 750	ND	88 750	88 750	ND	88 750	88 750	88 750
Rainbow Trout	Pass	ND	ND	1	2	1	ND	1	1	ND	1	1	1
Acute Lethality Test	Fail	-	-	-	-	-	-	-	-	-	-	-	-
<i>Daphnia magna</i>	Pass	ND	ND	1	2	1	ND	1	1	ND	1	1	1
Monitoring Test	Fail	-	-	-	-	-	-	-	-	-	-	-	-
Comments:	As of October 2009, the ownership of Nugget Pond Mine has been transferred from Crew Gold Corporation to Rambler Metals and Mining Canada Ltd.												
Notes:	ND: No Deposit NMR: No Measurement Required Highlighted data indicate that a monthly effluent quality standard was exceeded for that month. A "Pass" for the <i>Daphnia magna</i> monitoring test is not a requirement.												
	Pass: ≤50% Mortality Fail: >50% Mortality												

Metal Mining Effluent Regulations (MMER) 2009 Effluent Compliance

Mine/Mill Name	Pine Cove Property												
Operator Name	Anaconda Mining Inc.												
Product(s)	Gold												
Address	P.O. Box 238, Baie Verte, Newfoundland and Labrador A0K 1B0												
Effluent Discharge Point	Tailings Pond Discharge												
Parameters	Limits	Jan.	Feb.	March	April	May	June	July	Aug.	Sept.	Oct.	Nov.	Dec.
As (mg/L)	0.5	-	ND	-	-	-	-	-	-	-	ND	ND	ND
Cu (mg/L)	0.3	0.7600	ND	0.3850	0.0083	0.0180	0.0150	0.0130	0.0140	0.0090	ND	ND	ND
CN (mg/L)	1.0	0.7430	ND	0.6025	0.2217	0.2200	0.0750	0.0210	0.0080	0.0140	ND	ND	ND
Pb (mg/L)	0.2	-	ND	-	-	-	-	-	0.0014	-	ND	ND	ND
Ni (mg/L)	0.5	0.0070	ND	0.0035	-	-	-	-	-	-	ND	ND	ND
Zn (mg/L)	0.5	0.0150	ND	0.0065	0.0043	-	0.0690	0.0110	0.0150	0.0110	ND	ND	ND
TSS (mg/L)	15	4.00	ND	4.00	3.00	3.00	1.00	3.00	3.00	-	ND	ND	ND
Ra-226 (Bq/L)	0.37	0.0060	ND	0.0050	0.0050	0.0025	0.0048	-	-	0.0100	ND	ND	ND
pH low	≥6.0	7.9	ND	7.9	7.2	7.9	7.7	7.5	7.3	7.5	ND	ND	ND
pH high	≤9.5	7.9	ND	7.9	7.7	7.9	8.0	7.6	7.3	7.5	ND	ND	ND
Flow (m ³ /month)	—	7 008	ND	16 845	50 760	27 567	28 708	29 131	24 549	34 259	ND	ND	ND
Rainbow Trout	Pass	-	ND	-	1	1	1	1	1	1	ND	ND	ND
Acute Lethality Test	Fail	1	-	1	-	-	-	-	-	-	-	-	-
<i>Daphnia magna</i>	Pass	-	ND	-	1	1	1	1	1	1	ND	ND	ND
Monitoring Test	Fail	1	-	1	-	-	-	-	-	-	-	-	-
Comments:	Several test results for As, Pb, Ni, Zn, TSS and radium 226 were provided as zero or less than zero values.												
Notes:	ND: No Deposit NMR: No Measurement Required Highlighted data indicate that a monthly effluent quality standard was exceeded for that month. A "Pass" for the <i>Daphnia magna</i> monitoring test is not a requirement.												
	Pass: ≤50% Mortality Fail: >50% Mortality												

Metal Mining Effluent Regulations (MMER) 2009 Effluent Compliance

Mine/Mill Name	Podolsky Mine												
Operator Name	FNX Mining Company Inc.												
Product(s)	Copper-Nickel-Palladium-Platinum-Gold												
Address	P.O. Box 4298, 1 Portelance Road, Capreol, Ontario POM 1H0												
Effluent Discharge Point	Norman North Bog Outlet												
Parameters	Limits	Jan.	Feb.	March	April	May	June	July	Aug.	Sep.	Oct.	Nov.	Dec.
As (mg/L)	0.5	0.0010	0.0015	0.0014	0.0008	0.0008	0.0017	0.0015	0.0005	0.0011	0.0007	0.0007	0.0011
Cu (mg/L)	0.3	0.0086	0.0150	0.0139	0.0099	0.0060	0.0094	0.0086	0.0062	0.0071	0.0077	0.0046	0.0051
CN (mg/L)	1.0	NMR	NMR	NMR	NMR	NMR	NMR	NMR	NMR	NMR	NMR	NMR	NMR
Pb (mg/L)	0.2	0.0005	0.0005	0.0005	0.0005	0.0005	0.0005	0.0005	0.0005	0.0005	0.0005	0.0005	0.0005
Ni (mg/L)	0.5	0.1455	0.1940	0.1128	0.0650	0.0855	0.1312	0.0928	0.0938	0.0944	0.0618	0.0820	0.1070
Zn (mg/L)	0.5	0.0318	0.0468	0.0403	0.0210	0.0127	0.0224	0.0086	0.0036	0.0088	0.0112	0.0181	0.0318
TSS (mg/L)	15	0.70	0.90	2.40	0.60	0.50	0.69	0.54	0.81	0.76	0.90	0.20	0.40
Ra-226 (Bq/L)	0.37	NMR	NMR	0.0050	NMR	NMR	0.0050	NMR	NMR	0.0100	0.0050	NMR	NMR
pH low	≥6.0	6.0	6.7	6.2	6.5	6.6	6.7	6.5	6.7	6.5	6.5	6.4	6.4
pH high	≤9.5	6.8	7.1	7.2	6.9	7.0	6.9	7.1	6.8	6.8	6.7	7.2	6.9
Flow (m ³ /month)	—	17 562	9 940	19 026	61 986	22 227	25 422	11 365	6 262	8 694	36 402	25 308	10 158
Rainbow Trout	Pass	1	1	1	1	1	1	1	1	1	1	1	1
Acute Lethality Test	Fail	-	-	-	-	-	-	-	-	-	-	-	-
<i>Daphnia magna</i>	Pass	1	1	1	1	1	1	1	1	1	1	1	1
Monitoring Test	Fail	-	-	-	-	-	-	-	-	-	-	-	-
Comments:													
Notes: ND: No Deposit NMR: No Measurement Required Pass: ≤50% Mortality Fail: >50% Mortality Highlighted data indicate that a monthly effluent quality standard was exceeded for that month. A "Pass" for the <i>Daphnia magna</i> monitoring test is not a requirement.													

Metal Mining Effluent Regulations (MMER) 2009 Effluent Compliance

Mine/Mill Name	Porcupine Gold Mines												
Operator Name	Goldcorp Canada Ltd. and Goldcorp Inc.												
Product(s)	Gold												
Address	1 Gold Mine Road, P.O. Box 70, South Porcupine, Ontario P0N 1H0												
Effluent Discharge Point	Mine Effluent Treatment Plant – Dome Mine												
Parameters	Limits	Jan.	Feb.	March	April	May	June	July	Aug.	Sept.	Oct.	Nov.	Dec.
As (mg/L)	0.5	ND	ND	ND	ND	ND	ND	ND	0.0019	0.0044	0.0049	ND	ND
Cu (mg/L)	0.3	ND	ND	ND	ND	ND	ND	ND	0.0951	0.0513	0.1171	ND	ND
CN (mg/L)	1.0	ND	ND	ND	ND	ND	ND	ND	0.0497	0.0248	0.0573	ND	ND
Pb (mg/L)	0.2	ND	ND	ND	ND	ND	ND	ND	0.0033	0.0059	0.0135	ND	ND
Ni (mg/L)	0.5	ND	ND	ND	ND	ND	ND	ND	0.0132	0.0233	0.0249	ND	ND
Zn (mg/L)	0.5	ND	ND	ND	ND	ND	ND	ND	0.0020	0.0025	0.0028	ND	ND
TSS (mg/L)	15	ND	ND	ND	ND	ND	ND	ND	1.87	2.63	0.50	ND	ND
Ra-226 (Bq/L)	0.37	ND	ND	ND	ND	ND	ND	ND	0.0050	NMR	0.0050	ND	ND
pH low	≥6.0	ND	ND	ND	ND	ND	ND	ND	7.2	7.0	6.7	ND	ND
pH high	≤9.5	ND	ND	ND	ND	ND	ND	ND	7.4	7.6	7.1	ND	ND
Flow (m ³ /month)	—	ND	ND	ND	ND	ND	ND	ND	328 763	714 585	471 973	ND	ND
Rainbow Trout	Pass	ND	ND	ND	ND	ND	ND	ND	1	1	1	ND	ND
Acute Lethality Test	Fail	-	-	-	-	-	-	-	-	-	-	-	-
<i>Daphnia magna</i>	Pass	ND	ND	ND	ND	ND	ND	ND	1	1	1	ND	ND
Monitoring Test	Fail	-	-	-	-	-	-	-	-	-	-	-	-
Comments:													
Notes: ND: No Deposit Highlighted data indicate that a monthly effluent quality standard was exceeded for that month. A "Pass" for the <i>Daphnia magna</i> monitoring test is not a requirement.													
NMR: No Measurement Required Pass: ≤50% Mortality Fail: >50% Mortality													

Metal Mining Effluent Regulations (MMER) 2009 Effluent Compliance

Mine/Mill Name	Porcupine Gold Mines												
Operator Name	Goldcorp Canada Ltd. and Goldcorp Inc.												
Product(s)	Gold												
Address	1 Gold Mine Road, P.O. Box 70, South Porcupine, Ontario P0N 1H0												
Effluent Discharge Point	Mine Water Storage Pond – Dome Mine												
Parameters	Limits	Jan.	Feb.	March	April	May	June	July	Aug.	Sept.	Oct.	Nov.	Dec.
As (mg/L)	0.5	0.0093	0.0082	0.0069	0.0136	0.0132	0.0086	0.0133	0.0059	0.0065	0.0070	0.0072	0.0056
Cu (mg/L)	0.3	0.0025	0.0023	0.0025	0.0080	0.0016	0.0020	0.0020	0.0017	0.0019	0.0023	0.0018	0.0013
CN (mg/L)	1.0	0.0025	0.0034	0.0025	0.0025	0.0025	0.0025	0.0036	0.0025	0.0025	0.0036	0.0025	0.0025
Pb (mg/L)	0.2	0.0045	0.0040	0.0040	0.0040	0.0040	0.0040	0.0040	0.0040	0.0083	0.0040	0.0142	0.0040
Ni (mg/L)	0.5	0.0271	0.0245	0.0190	0.0246	0.0243	0.0241	0.0288	0.0232	0.0226	0.0241	0.0252	0.0221
Zn (mg/L)	0.5	0.0082	0.0065	0.0063	0.0088	0.0123	0.0043	0.0065	0.0105	0.0081	0.0092	0.0096	0.0056
TSS (mg/L)	15	5.18	3.55	6.36	7.38	4.15	6.50	2.40	3.18	3.90	2.85	3.10	4.00
Ra-226 (Bq/L)	0.37	0.0050	NMR	NMR	0.0050	NMR	NMR	0.0050	NMR	NMR	0.0050	NMR	NMR
pH low	≥6.0	7.9	7.9	7.9	8.0	8.0	7.7	7.9	7.9	7.9	8.0	7.8	7.9
pH high	≤9.5	8.2	8.0	8.0	8.1	8.2	8.2	8.2	8.0	8.0	8.2	8.1	8.0
Flow (m ³ /month)	—	82 956	36 036	88 272	94 020	75 330	111 024	69 660	132 619	82 980	79 980	85 968	83 514
Rainbow Trout	Pass	1	NMR	NMR	1	NMR	NMR	1	NMR	NMR	1	NMR	NMR
Acute Lethality Test	Fail	-	-	-	-	-	-	-	-	-	-	-	-
<i>Daphnia magna</i>	Pass	1	NMR	NMR	1	NMR	NMR	1	NMR	NMR	1	NMR	NMR
Monitoring Test	Fail	-	-	-	-	-	-	-	-	-	-	-	-
Comments:													
Notes: ND: No Deposit NMR: No Measurement Required Pass: ≤50% Mortality Fail: >50% Mortality Highlighted data indicate that a monthly effluent quality standard was exceeded for that month. A "Pass" for the <i>Daphnia magna</i> monitoring test is not a requirement.													

Metal Mining Effluent Regulations (MMER) 2009 Effluent Compliance

Mine/Mill Name	Porcupine Gold Mines												
Operator Name	Goldcorp Canada Ltd. and Goldcorp Inc.												
Product(s)	Gold												
Address	1 Gold Mine Road, P.O. Box 70, South Porcupine, Ontario P0N 1H0												
Effluent Discharge Point	Owl Creek Discharge 1												
Parameters	Limits	Jan.	Feb.	March	April	May	June	July	Aug.	Sep.	Oct.	Nov.	Dec.
As (mg/L)	0.5	ND	ND	ND	ND	ND	ND	ND	ND	ND	ND	ND	ND
Cu (mg/L)	0.3	ND	ND	ND	ND	ND	ND	ND	ND	ND	ND	ND	ND
CN (mg/L)	1.0	ND	ND	ND	ND	ND	ND	ND	ND	ND	ND	ND	ND
Pb (mg/L)	0.2	ND	ND	ND	ND	ND	ND	ND	ND	ND	ND	ND	ND
Ni (mg/L)	0.5	ND	ND	ND	ND	ND	ND	ND	ND	ND	ND	ND	ND
Zn (mg/L)	0.5	ND	ND	ND	ND	ND	ND	ND	ND	ND	ND	ND	ND
TSS (mg/L)	15	ND	ND	ND	ND	ND	ND	ND	ND	ND	ND	ND	ND
Ra-226 (Bq/L)	0.37	ND	ND	ND	ND	ND	ND	ND	ND	ND	ND	ND	ND
pH low	≥6.0	ND	ND	ND	ND	ND	ND	ND	ND	ND	ND	ND	ND
pH high	≤9.5	ND	ND	ND	ND	ND	ND	ND	ND	ND	ND	ND	ND
Flow (m ³ /month)	—	ND	ND	ND	ND	ND	ND	ND	ND	ND	ND	ND	ND
Rainbow Trout	Pass	ND	ND	ND	ND	ND	ND	ND	ND	ND	ND	ND	ND
Acute Lethality Test	Fail	-	-	-	-	-	-	-	-	-	-	-	-
<i>Daphnia magna</i>	Pass	ND	ND	ND	ND	ND	ND	ND	ND	ND	ND	ND	ND
Monitoring Test	Fail	-	-	-	-	-	-	-	-	-	-	-	-
Comments:													
Notes: ND: No Deposit NMR: No Measurement Required Pass: ≤50% Mortality Fail: >50% Mortality Highlighted data indicate that a monthly effluent quality standard was exceeded for that month. A "Pass" for the <i>Daphnia magna</i> monitoring test is not a requirement.													

Metal Mining Effluent Regulations (MMER) 2009 Effluent Compliance

Mine/Mill Name	Porcupine Gold Mines												
Operator Name	Goldcorp Canada Ltd. and Goldcorp Inc.												
Product(s)	Gold												
Address	1 Gold Mine Road, P.O. Box 70, South Porcupine, Ontario P0N 1H0												
Effluent Discharge Point	Owl Creek Discharge 2												
Parameters	Limits	Jan.	Feb.	March	April	May	June	July	Aug.	Sept.	Oct.	Nov.	Dec.
As (mg/L)	0.5	ND	ND	ND	ND	0.0018	0.0513	0.0055	0.0075	0.0076	0.0105	0.0111	0.0105
Cu (mg/L)	0.3	ND	ND	ND	ND	0.0043	0.0469	0.0046	0.0040	0.0051	0.0319	0.0243	0.0230
CN (mg/L)	1.0	ND	ND	ND	ND	0.0025	0.0025	0.0025	0.0038	0.0025	0.0280	0.0062	0.0095
Pb (mg/L)	0.2	ND	ND	ND	ND	0.0040	0.0040	0.0040	0.0040	0.0040	0.0096	0.0059	0.0040
Ni (mg/L)	0.5	ND	ND	ND	ND	0.0238	0.2960	0.0199	0.0193	0.0190	0.0343	0.0360	0.0358
Zn (mg/L)	0.5	ND	ND	ND	ND	0.0166	0.1840	0.0050	0.0066	0.0076	0.0159	0.0202	0.0213
TSS (mg/L)	15	ND	ND	ND	ND	4.57	44.20	0.50	2.76	4.97	2.43	2.62	5.65
Ra-226 (Bq/L)	0.37	ND	ND	ND	ND	0.0050	NMR	0.0050	NMR	NMR	NMR	0.0050	NMR
pH low	≥6.0	ND	ND	ND	ND	8.0	8.2	8.1	8.1	8.2	8.0	8.1	8.1
pH high	≤9.5	ND	ND	ND	ND	8.1	8.2	8.3	8.3	8.3	8.5	8.2	8.2
Flow (m ³ /month)	—	ND	ND	ND	ND	222 912	480	176 310	353 846	231 200	113 996	116 886	28 560
Rainbow Trout	Pass	ND	ND	ND	ND	1	1	1	1	1	1	2	1
Acute Lethality Test	Fail	-	-	-	-	-	-	-	-	-	-	-	-
<i>Daphnia magna</i>	Pass	ND	ND	ND	ND	1	1	1	1	1	1	2	1
Monitoring Test	Fail	-	-	-	-	-	-	-	-	-	-	-	-
Comments:													

Notes: ND: No Deposit NMR: No Measurement Required Pass: ≤50% Mortality Fail: >50% Mortality
 Highlighted data indicate that a monthly effluent quality standard was exceeded for that month.
 A "Pass" for the *Daphnia magna* monitoring test is not a requirement.

Metal Mining Effluent Regulations (MMER) 2009 Effluent Compliance

Mine/Mill Name	Porcupine Gold Mines												
Operator Name	Goldcorp Canada Ltd. and Goldcorp Inc.												
Product(s)	Gold												
Address	4315 Gold Mine Road, South Porcupine, Ontario P0N 1H0												
Effluent Discharge Point	Pamour Mine Water												
Parameters	Limits	Jan.	Feb.	March	April	May	June	July	Aug.	Sept.	Oct.	Nov.	Dec.
As (mg/L)	0.5	0.0912	0.1132	0.0988	0.0966	0.0615	0.1032	0.1393	0.1480	0.1235	0.0795	0.0642	0.0752
Cu (mg/L)	0.3	0.0026	0.0044	0.0015	0.0042	0.0019	0.0020	0.0019	0.0015	0.0014	0.0019	0.0017	0.0019
CN (mg/L)	1.0	0.0345	0.0320	0.0354	0.0126	0.0036	0.0093	0.0086	0.0048	0.0025	0.0025	0.0025	0.0025
Pb (mg/L)	0.2	0.0045	0.0040	0.0040	0.0040	0.0040	0.0040	0.0040	0.0040	0.0055	0.0040	0.0050	0.0040
Ni (mg/L)	0.5	0.2043	0.1552	0.1748	0.1475	0.0956	0.1288	0.0707	0.0381	0.0354	0.0804	0.0803	0.0817
Zn (mg/L)	0.5	0.0264	0.0271	0.0205	0.0125	0.0087	0.0055	0.0027	0.0026	0.0038	0.0024	0.0027	0.0030
TSS (mg/L)	15	2.93	1.38	2.72	3.08	4.33	5.08	4.40	2.48	3.63	0.90	1.46	1.80
Ra-226 (Bq/L)	0.37	0.0050	NMR	NMR	NMR	0.0050	NMR	0.0050	NMR	NMR	0.0050	NMR	NMR
pH low	≥6.0	7.7	7.7	7.7	7.9	8.1	7.9	8.0	8.4	8.3	8.2	8.0	7.9
pH high	≤9.5	8.1	7.8	7.9	8.0	8.3	8.2	8.3	8.8	8.7	8.3	8.2	8.1
Flow (m ³ /month)	—	176 450	159 425	141 901	110 340	235 414	201 390	122 295	42 532	21 112	40 700	13 154	3 817
Rainbow Trout	Pass	1	NMR	NMR	1	NMR	NMR	1	NMR	NMR	1	1	NMR
Acute Lethality Test	Fail	-	-	-	-	-	-	-	-	-	-	-	-
<i>Daphnia magna</i>	Pass	1	NMR	NMR	1	NMR	NMR	1	NMR	NMR	1	1	NMR
Monitoring Test	Fail	-	-	-	-	-	-	-	-	-	-	-	-
Comments:													
Notes: ND: No Deposit NMR: No Measurement Required Highlighted data indicate that a monthly effluent quality standard was exceeded for that month. A "Pass" for the <i>Daphnia magna</i> monitoring test is not a requirement.													
												Pass: ≤50% Mortality	Fail: >50% Mortality

Metal Mining Effluent Regulations (MMER) 2009 Effluent Compliance

Mine/Mill Name	Principale (Camchib)												
Operator Name	Ressources Campbell Inc.												
Product(s)	Gold-Copper												
Address	P.O. Box 400, Chibougamau, Quebec G8P 2X8												
Effluent Discharge Point	Point 20												
Parameters	Limits	Jan.	Feb.	March	April	May	June	July	Aug.	Sep.	Oct.	Nov.	Dec.
As (mg/L)	0.5	ND	ND	ND	ND	0.0026	0.0025	0.0035	-	-	-	-	-
Cu (mg/L)	0.3	ND	ND	ND	ND	0.0172	0.0161	0.0128	-	-	-	-	-
CN (mg/L)	1.0	ND	ND	ND	ND	0.0025	0.0036	0.0090	-	-	-	-	-
Pb (mg/L)	0.2	ND	ND	ND	ND	0.0027	0.0003	0.0028	-	-	-	-	-
Ni (mg/L)	0.5	ND	ND	ND	ND	0.0301	0.0256	0.0123	-	-	-	-	-
Zn (mg/L)	0.5	ND	ND	ND	ND	0.0110	0.0055	0.0008	-	-	-	-	-
TSS (mg/L)	15	ND	ND	ND	ND	6.00	1.30	0.63	-	-	-	-	-
Ra-226 (Bq/L)	0.37	ND	ND	ND	ND	0.0010	0.0030	0.0010	-	-	-	-	-
pH low	≥6.0	ND	ND	ND	ND	6.7	7.1	6.9	-	-	-	-	-
pH high	≤9.5	ND	ND	ND	ND	6.7	7.5	7.8	-	-	-	-	-
Flow (m ³ /month)	—	ND	ND	ND	ND	209 620	301 626	184 923	-	-	-	-	-
Rainbow Trout	Pass	ND	ND	ND	ND	1	1	1	-	-	-	-	-
Acute Lethality Test	Fail	-	-	-	-	-	-	-	-	-	-	-	-
<i>Daphnia magna</i>	Pass	ND	ND	ND	ND	1	1	1	-	-	-	-	-
Monitoring Test	Fail	-	-	-	-	-	-	-	-	-	-	-	-
Comments:	The mine is not subject to the MMER since July 9, 2009.												
Notes: ND: No Deposit Highlighted data indicate that a monthly effluent quality standard was exceeded for that month. A "Pass" for the <i>Daphnia magna</i> monitoring test is not a requirement.	NMR: No Measurement Required			Pass: ≤50% Mortality			Fail: >50% Mortality						

Metal Mining Effluent Regulations (MMER) 2009 Effluent Compliance

Mine/Mill Name	Rabbit Lake Operation												
Operator Name	Cameco Corporation												
Product(s)	Uranium												
Address	2121-11th Street West, Saskatoon, Saskatchewan S7M 1J3												
Effluent Discharge Point	Station 2.3.3												
Parameters	Limits	Jan.	Feb.	March	April	May	June	July	Aug.	Sep.	Oct.	Nov.	Dec.
As (mg/L)	0.5	0.0108	0.0051	0.0030	0.0095	0.0101	0.0069	0.0045	0.0093	0.0105	0.0079	0.0035	0.0027
Cu (mg/L)	0.3	0.0034	0.0028	0.0030	0.0031	0.0027	0.0024	0.0020	0.0017	0.0018	0.0019	0.0028	0.0021
CN (mg/L)	1.0	NMR	NMR	NMR	NMR	NMR	NMR	NMR	NMR	NMR	NMR	NMR	NMR
Pb (mg/L)	0.2	0.0001	0.0001	0.0001	0.0001	0.0001	0.0001	0.0001	0.0001	0.0001	0.0001	0.0001	0.0001
Ni (mg/L)	0.5	0.0042	0.0038	0.0036	0.0040	0.0050	0.0063	0.0072	0.0064	0.0053	0.0044	0.0053	0.0037
Zn (mg/L)	0.5	0.0042	0.0035	0.0049	0.0024	0.0015	0.0017	0.0023	0.0018	0.0012	0.0007	0.0009	0.0005
TSS (mg/L)	15	3.25	3.75	0.90	1.25	1.25	0.80	0.63	1.00	2.13	1.50	3.40	1.13
Ra-226 (Bq/L)	0.37	0.0044	0.0088	0.0120	0.0044	0.0069	0.0054	0.0048	0.0047	0.0036	0.0058	0.0039	0.0038
pH low	≥6.0	7.0	7.2	7.1	7.0	7.2	6.9	6.8	6.4	7.1	7.0	7.0	6.9
pH high	≤9.5	7.3	7.3	7.4	7.4	7.4	7.3	7.1	7.3	7.3	7.1	7.4	7.7
Flow (m ³ /month)	—	296 350	246 955	272 665	316 164	427 978	384 578	408 900	421 420	407 700	432 213	423 979	432 180
Rainbow Trout	Pass	1	NMR	NMR	1	NMR	NMR	1	NMR	NMR	1	NMR	NMR
Acute Lethality Test	Fail	-	-	-	-	-	-	-	-	-	-	-	-
<i>Daphnia magna</i>	Pass	1	NMR	NMR	1	NMR	NMR	1	NMR	NMR	1	NMR	NMR
Monitoring Test	Fail	-	-	-	-	-	-	-	-	-	-	-	-
Comments:													
Notes: ND: No Deposit													
NMR: No Measurement Required													
Highlighted data indicate that a monthly effluent quality standard was exceeded for that month.													
A "Pass" for the <i>Daphnia magna</i> monitoring test is not a requirement.													
Pass: ≤50% Mortality													
Fail: >50% Mortality													

Metal Mining Effluent Regulations (MMER) 2009 Effluent Compliance

Mine/Mill Name	Raglan (Mine)												
Operator Name	Xstrata Canada Corporation												
Product(s)	Nickel-Copper-Cobalt-Platinum-Palladium												
Address	120 Avenue de l'Aéroport, Rouyn-Noranda, Quebec J9X 5B7												
Effluent Discharge Point	DIR-HSA												
Parameters	Limits	Jan.	Feb.	March	April	May	June	July	Aug.	Sep.	Oct.	Nov.	Dec.
As (mg/L)	0.5	ND	ND	ND	ND	ND	ND	ND	ND	ND	ND	ND	ND
Cu (mg/L)	0.3	ND	ND	ND	ND	ND	ND	ND	ND	ND	ND	ND	ND
CN (mg/L)	1.0	ND	ND	ND	ND	ND	ND	ND	ND	ND	ND	ND	ND
Pb (mg/L)	0.2	ND	ND	ND	ND	ND	ND	ND	ND	ND	ND	ND	ND
Ni (mg/L)	0.5	ND	ND	ND	ND	ND	ND	ND	ND	ND	ND	ND	ND
Zn (mg/L)	0.5	ND	ND	ND	ND	ND	ND	ND	ND	ND	ND	ND	ND
TSS (mg/L)	15	ND	ND	ND	ND	ND	ND	ND	ND	ND	ND	ND	ND
Ra-226 (Bq/L)	0.37	ND	ND	ND	ND	ND	ND	ND	ND	ND	ND	ND	ND
pH low	≥6.0	ND	ND	ND	ND	ND	ND	ND	ND	ND	ND	ND	ND
pH high	≤9.5	ND	ND	ND	ND	ND	ND	ND	ND	ND	ND	ND	ND
Flow (m ³ /month)	—	ND	ND	ND	ND	ND	ND	ND	ND	ND	ND	ND	ND
Rainbow Trout	Pass	ND	ND	ND	ND	ND	ND	ND	ND	ND	ND	ND	ND
Acute Lethality Test	Fail	-	-	-	-	-	-	-	-	-	-	-	-
<i>Daphnia magna</i>	Pass	ND	ND	ND	ND	ND	ND	ND	ND	ND	ND	ND	ND
Monitoring Test	Fail	-	-	-	-	-	-	-	-	-	-	-	-
Comments:													
Notes: ND: No Deposit NMR: No Measurement Required Pass: ≤50% Mortality Fail: >50% Mortality Highlighted data indicate that a monthly effluent quality standard was exceeded for that month. A "Pass" for the <i>Daphnia magna</i> monitoring test is not a requirement.													

Metal Mining Effluent Regulations (MMER) 2009 Effluent Compliance

Mine/Mill Name	Raglan (Mine)												
Operator Name	Xstrata Canada Corporation												
Product(s)	Nickel-Copper-Cobalt-Platinum-Palladium												
Address	120 Avenue de l'Aéroport, Rouyn-Noranda, Quebec J9X 5B7												
Effluent Discharge Point	DIR-SPOON												
Parameters	Limits	Jan.	Feb.	March	April	May	June	July	Aug.	Sep.	Oct.	Nov.	Dec.
As (mg/L)	0.5	ND	ND	ND	ND	ND	ND	ND	0.0003	0.0003	ND	ND	ND
Cu (mg/L)	0.3	ND	ND	ND	ND	ND	ND	ND	0.0037	0.0044	ND	ND	ND
CN (mg/L)	1.0	ND	ND	ND	ND	ND	ND	ND	NMR	NMR	ND	ND	ND
Pb (mg/L)	0.2	ND	ND	ND	ND	ND	ND	ND	0.0003	0.0003	ND	ND	ND
Ni (mg/L)	0.5	ND	ND	ND	ND	ND	ND	ND	0.0928	0.1264	ND	ND	ND
Zn (mg/L)	0.5	ND	ND	ND	ND	ND	ND	ND	0.0005	0.0005	ND	ND	ND
TSS (mg/L)	15	ND	ND	ND	ND	ND	ND	ND	1.25	1.25	ND	ND	ND
Ra-226 (Bq/L)	0.37	ND	ND	ND	ND	ND	ND	ND	0.0020	0.0105	ND	ND	ND
pH low	≥6.0	ND	ND	ND	ND	ND	ND	ND	6.2	6.8	ND	ND	ND
pH high	≤9.5	ND	ND	ND	ND	ND	ND	ND	7.0	7.0	ND	ND	ND
Flow (m ³ /month)	—	ND	ND	ND	ND	ND	ND	ND	108 945	95 967	ND	ND	ND
Rainbow Trout	Pass	ND	ND	ND	ND	ND	ND	ND	1	1	ND	ND	ND
Acute Lethality Test	Fail	-	-	-	-	-	-	-	-	-	-	-	-
<i>Daphnia magna</i>	Pass	ND	ND	ND	ND	ND	ND	ND	1	1	ND	ND	ND
Monitoring Test	Fail	-	-	-	-	-	-	-	-	-	-	-	-
Comments:													

Notes: ND: No Deposit
 Highlighted data indicate that a monthly effluent quality standard was exceeded for that month.
 A "Pass" for the *Daphnia magna* monitoring test is not a requirement.

NMR: No Measurement Required Pass: ≤50% Mortality Fail: >50% Mortality

Metal Mining Effluent Regulations (MMER) 2009 Effluent Compliance

Mine/Mill Name	Raglan (Mine)												
Operator Name	Xstrata Canada Corporation												
Product(s)	Nickel-Copper-Cobalt-Platinum-Palladium												
Address	120 Avenue de l'Aéroport, Rouyn-Noranda, Quebec J9X 5B7												
Effluent Discharge Point	DIR-UT												
Parameters	Limits	Jan.	Feb.	March	April	May	June	July	Aug.	Sep.	Oct.	Nov.	Dec.
As (mg/L)	0.5	ND	ND	ND	ND	ND	0.0018	0.0020	0.0014	0.0020	0.0017	ND	ND
Cu (mg/L)	0.3	ND	ND	ND	ND	ND	0.0084	0.0064	0.0031	0.0035	0.0036	ND	ND
CN (mg/L)	1.0	ND	ND	ND	ND	ND	NMR	NMR	NMR	NMR	NMR	ND	ND
Pb (mg/L)	0.2	ND	ND	ND	ND	ND	0.0003	0.0004	0.0004	0.0003	0.0003	ND	ND
Ni (mg/L)	0.5	ND	ND	ND	ND	ND	0.3783	0.1785	0.2570	0.3751	0.2137	ND	ND
Zn (mg/L)	0.5	ND	ND	ND	ND	ND	0.0038	0.0015	0.0005	0.0005	0.0008	ND	ND
TSS (mg/L)	15	ND	ND	ND	ND	ND	2.88	3.50	5.60	3.00	5.00	ND	ND
Ra-226 (Bq/L)	0.37	ND	ND	ND	ND	ND	0.0010	0.0010	NMR	NMR	0.0010	ND	ND
pH low	≥6.0	ND	ND	ND	ND	ND	6.4	6.1	6.1	6.4	7.8	ND	ND
pH high	≤9.5	ND	ND	ND	ND	ND	7.7	6.8	7.2	8.0	7.8	ND	ND
Flow (m ³ /month)	—	ND	ND	ND	ND	ND	61 105	85 747	88 418	39 782	43 479	ND	ND
Rainbow Trout	Pass	ND	ND	ND	ND	ND	1	1	1	1	1	ND	ND
Acute Lethality Test	Fail	-	-	-	-	-	-	-	-	-	-	-	-
<i>Daphnia magna</i>	Pass	ND	ND	ND	ND	ND	1	-	1	1	1	ND	ND
Monitoring Test	Fail	-	-	-	-	-	-	1	-	-	-	-	-
Comments:													

Notes: ND: No Deposit
 NMR: No Measurement Required
 Highlighted data indicate that a monthly effluent quality standard was exceeded for that month.
 A "Pass" for the *Daphnia magna* monitoring test is not a requirement.

Pass: ≤50% Mortality Fail: >50% Mortality

Metal Mining Effluent Regulations (MMER) 2009 Effluent Compliance

Mine/Mill Name	Raglan (Mine)												
Operator Name	Xstrata Canada Corporation												
Product(s)	Nickel-Copper-Cobalt-Platinum-Palladium												
Address	120 Avenue de l'Aéroport, Rouyn-Noranda, Quebec J9X 5B7												
Effluent Discharge Point	DIR-Z3												
Parameters	Limits	Jan.	Feb.	March	April	May	June	July	Aug.	Sept.	Oct.	Nov.	Dec.
As (mg/L)	0.5	ND	ND	ND	ND	0.0047	0.0066	0.0004	0.0004	0.0006	0.0019	0.0013	ND
Cu (mg/L)	0.3	ND	ND	ND	ND	0.0003	0.0016	0.0005	0.0003	0.0004	0.0005	0.0003	ND
CN (mg/L)	1.0	ND	ND	ND	ND	NMR	NMR	NMR	NMR	NMR	NMR	NMR	ND
Pb (mg/L)	0.2	ND	ND	ND	ND	0.0005	0.0003	0.0003	0.0003	0.0003	0.0019	0.0004	ND
Ni (mg/L)	0.5	ND	ND	ND	ND	0.2791	0.2612	0.1627	0.1810	0.2003	0.2213	0.2443	ND
Zn (mg/L)	0.5	ND	ND	ND	ND	0.0005	0.0005	0.0041	0.0029	0.0005	0.0055	0.0012	ND
TSS (mg/L)	15	ND	ND	ND	ND	1.00	0.50	0.70	1.38	1.10	0.50	1.17	ND
Ra-226 (Bq/L)	0.37	ND	ND	ND	ND	0.0030	NMR	0.0020	NMR	NMR	0.0010	NMR	ND
pH low	≥6.0	ND	ND	ND	ND	8.0	8.0	6.9	7.3	6.7	8.2	7.7	ND
pH high	≤9.5	ND	ND	ND	ND	8.1	8.0	8.3	8.3	8.2	8.4	8.4	ND
Flow (m ³ /month)	—	ND	ND	ND	ND	65 080	40 796	187 031	121 594	188 037	200 590	116 308	ND
Rainbow Trout	Pass	ND	ND	ND	ND	1	1	1	1	1	1	1	ND
Acute Lethality Test	Fail	-	-	-	-	-	-	-	-	-	-	-	-
<i>Daphnia magna</i>	Pass	ND	ND	ND	ND	1	1	1	1	1	1	1	ND
Monitoring Test	Fail	-	-	-	-	-	-	-	-	-	-	-	-
Comments:													

Notes: ND: No Deposit
 Highlighted data indicate that a monthly effluent quality standard was exceeded for that month.
 A "Pass" for the *Daphnia magna* monitoring test is not a requirement.

NMR: No Measurement Required Pass: ≤50% Mortality Fail: >50% Mortality

Metal Mining Effluent Regulations (MMER) 2009 Effluent Compliance

Mine/Mill Name	Red Lake Mine												
Operator Name	Goldcorp Inc.												
Product(s)	Gold												
Address	General Delivery, Balmertown, Ontario P0V 1C0												
Effluent Discharge Point	G1												
Parameters	Limits	Jan.	Feb.	March	April	May	June	July	Aug.	Sep.	Oct.	Nov.	Dec.
As (mg/L)	0.5	ND	ND	ND	ND	ND	ND	ND	ND	ND	ND	ND	ND
Cu (mg/L)	0.3	ND	ND	ND	ND	ND	ND	ND	ND	ND	ND	ND	ND
CN (mg/L)	1.0	ND	ND	ND	ND	ND	ND	ND	ND	ND	ND	ND	ND
Pb (mg/L)	0.2	ND	ND	ND	ND	ND	ND	ND	ND	ND	ND	ND	ND
Ni (mg/L)	0.5	ND	ND	ND	ND	ND	ND	ND	ND	ND	ND	ND	ND
Zn (mg/L)	0.5	ND	ND	ND	ND	ND	ND	ND	ND	ND	ND	ND	ND
TSS (mg/L)	15	ND	ND	ND	ND	ND	ND	ND	ND	ND	ND	ND	ND
Ra-226 (Bq/L)	0.37	ND	ND	ND	ND	ND	ND	ND	ND	ND	ND	ND	ND
pH low	≥6.0	ND	ND	ND	ND	ND	ND	ND	ND	ND	ND	ND	ND
pH high	≤9.5	ND	ND	ND	ND	ND	ND	ND	ND	ND	ND	ND	ND
Flow (m ³ /month)	—	ND	ND	ND	ND	ND	ND	ND	ND	ND	ND	ND	ND
Rainbow Trout	Pass	ND	ND	ND	ND	ND	ND	ND	ND	ND	ND	ND	ND
Acute Lethality Test	Fail	-	-	-	-	-	-	-	-	-	-	-	-
<i>Daphnia magna</i>	Pass	ND	ND	ND	ND	ND	ND	ND	ND	ND	ND	ND	ND
Monitoring Test	Fail	-	-	-	-	-	-	-	-	-	-	-	-
Comments:													
<p>Notes: ND: No Deposit NMR: No Measurement Required Pass: ≤50% Mortality Fail: >50% Mortality</p> <p>Highlighted data indicate that a monthly effluent quality standard was exceeded for that month.</p> <p>A "Pass" for the <i>Daphnia magna</i> monitoring test is not a requirement.</p>													

Metal Mining Effluent Regulations (MMER) 2009 Effluent Compliance

Mine/Mill Name	Red Lake Mine												
Operator Name	Goldcorp Inc.												
Product(s)	Gold												
Address	General Delivery, Balmertown, Ontario P0V 1C0												
Effluent Discharge Point	G2												
Parameters	Limits	Jan.	Feb.	March	April	May	June	July	Aug.	Sep.	Oct.	Nov.	Dec.
As (mg/L)	0.5	ND	ND	ND	ND	ND	0.0256	0.0309	0.0316	0.0209	0.0391	ND	ND
Cu (mg/L)	0.3	ND	ND	ND	ND	ND	0.0040	0.0050	0.0040	0.0028	0.0041	ND	ND
CN (mg/L)	1.0	ND	ND	ND	ND	ND	0.0092	0.0091	0.0165	0.0122	0.0222	ND	ND
Pb (mg/L)	0.2	ND	ND	ND	ND	ND	0.0004	0.0003	0.0003	0.0003	0.0003	ND	ND
Ni (mg/L)	0.5	ND	ND	ND	ND	ND	0.0383	0.0341	0.0303	0.0239	0.0230	ND	ND
Zn (mg/L)	0.5	ND	ND	ND	ND	ND	0.0075	0.0050	0.0050	0.0062	0.0050	ND	ND
TSS (mg/L)	15	ND	ND	ND	ND	ND	1.73	2.18	2.17	2.17	4.40	ND	ND
Ra-226 (Bq/L)	0.37	ND	ND	ND	ND	ND	0.0043	0.0025	0.0025	0.0032	0.0070	ND	ND
pH low	≥6.0	ND	ND	ND	ND	ND	6.4	6.3	6.5	6.0	6.3	ND	ND
pH high	≤9.5	ND	ND	ND	ND	ND	7.0	6.6	7.1	6.8	6.3	ND	ND
Flow (m ³ /month)	—	ND	ND	ND	ND	ND	267 170	176 245	372 995	364 970	22 730	ND	ND
Rainbow Trout	Pass	ND	ND	ND	ND	ND	1	1	2	2	1	ND	ND
Acute Lethality Test	Fail	-	-	-	-	-	-	-	-	-	-	-	-
<i>Daphnia magna</i>	Pass	ND	ND	ND	ND	ND	1	1	1	2	1	ND	ND
Monitoring Test	Fail	-	-	-	-	-	-	-	-	-	-	-	-
Comments:													
Notes: ND: No Deposit Highlighted data indicate that a monthly effluent quality standard was exceeded for that month. A "Pass" for the <i>Daphnia magna</i> monitoring test is not a requirement.													
NMR: No Measurement Required Pass: ≤50% Mortality Fail: >50% Mortality													

Metal Mining Effluent Regulations (MMER) 2009 Effluent Compliance

Mine/Mill Name	Red Lake Mine												
Operator Name	Goldcorp Inc.												
Product(s)	Gold												
Address	General Delivery, Balmertown, Ontario P0V 1C0												
Effluent Discharge Point	Shaft 3 Mine Water Settling Pond												
Parameters	Limits	Jan.	Feb.	March	April	May	June	July	Aug.	Sep.	Oct.	Nov.	Dec.
As (mg/L)	0.5	ND	ND	ND	ND	ND	ND	ND	ND	ND	ND	ND	ND
Cu (mg/L)	0.3	ND	ND	ND	ND	ND	ND	ND	ND	ND	ND	ND	ND
CN (mg/L)	1.0	ND	ND	ND	ND	ND	ND	ND	ND	ND	ND	ND	ND
Pb (mg/L)	0.2	ND	ND	ND	ND	ND	ND	ND	ND	ND	ND	ND	ND
Ni (mg/L)	0.5	ND	ND	ND	ND	ND	ND	ND	ND	ND	ND	ND	ND
Zn (mg/L)	0.5	ND	ND	ND	ND	ND	ND	ND	ND	ND	ND	ND	ND
TSS (mg/L)	15	ND	ND	ND	ND	ND	ND	ND	ND	ND	ND	ND	ND
Ra-226 (Bq/L)	0.37	ND	ND	ND	ND	ND	ND	ND	ND	ND	ND	ND	ND
pH low	≥6.0	ND	ND	ND	ND	ND	ND	ND	ND	ND	ND	ND	ND
pH high	≤9.5	ND	ND	ND	ND	ND	ND	ND	ND	ND	ND	ND	ND
Flow (m ³ /month)	—	ND	ND	ND	ND	ND	ND	ND	ND	ND	ND	ND	ND
Rainbow Trout	Pass	ND	ND	ND	ND	ND	ND	ND	ND	ND	ND	ND	ND
Acute Lethality Test	Fail	-	-	-	-	-	-	-	-	-	-	-	-
<i>Daphnia magna</i>	Pass	ND	ND	ND	ND	ND	ND	ND	ND	ND	ND	ND	ND
Monitoring Test	Fail	-	-	-	-	-	-	-	-	-	-	-	-
Comments:													
Notes: ND: No Deposit NMR: No Measurement Required Pass: ≤50% Mortality Fail: >50% Mortality Highlighted data indicate that a monthly effluent quality standard was exceeded for that month. A "Pass" for the <i>Daphnia magna</i> monitoring test is not a requirement.													

Metal Mining Effluent Regulations (MMER) 2009 Effluent Compliance

Mine/Mill Name	Redstone Mine												
Operator Name	Liberty Mines Inc.												
Product(s)	Nickel												
Address	P.O. Box 398, South Porcupine, Ontario P0N 1H0												
Effluent Discharge Point	RSD-2												
Parameters	Limits	Jan.	Feb.	March	April	May	June	July	Aug.	Sept.	Oct.	Nov.	Dec.
As (mg/L)	0.5	0.0031	0.0025	0.0027	0.0020	0.0019	0.0023	0.0027	0.0025	0.0024	0.0025	0.0021	0.0029
Cu (mg/L)	0.3	0.0009	0.0023	0.0056	0.0014	0.0023	0.0014	0.0044	0.0004	0.0007	0.0012	0.0006	0.0008
CN (mg/L)	1.0	NMR	NMR	NMR	NMR	NMR	NMR	NMR	NMR	NMR	NMR	NMR	NMR
Pb (mg/L)	0.2	0.0005	0.0005	0.0006	0.0005	0.0005	0.0005	0.0009	0.0004	0.0005	0.0005	0.0005	0.0005
Ni (mg/L)	0.5	0.1209	0.1019	0.0828	0.0855	0.0983	0.1056	0.1212	0.1017	0.1411	0.1940	0.3730	1.0135
Zn (mg/L)	0.5	0.0010	0.0009	0.0041	0.0010	0.0120	0.0016	0.0130	0.0008	0.0027	0.0025	0.0010	0.0016
TSS (mg/L)	15	1.00	0.65	0.48	1.03	1.84	1.38	0.73	0.51	0.75	0.57	0.80	1.58
Ra-226 (Bq/L)	0.37	NMR	0.0050	NMR	NMR	NMR	0.0050	NMR	0.0050	0.0050	-	-	-
pH low	≥6.0	7.9	8.0	7.8	7.5	8.5	8.3	7.8	7.5	7.3	6.7	7.4	7.5
pH high	≤9.5	8.3	8.4	8.4	8.0	8.8	9.0	7.9	7.9	8.1	8.0	7.8	7.8
Flow (m ³ /month)	—	5 712	3 991	3 039	10 530	6 789	2 809	4 355	4 030	3 267	5 428	4 404	4 856
Rainbow Trout	Pass	1	1	2	1	1	1	NMR	1	NMR	NMR	NMR	1
Acute Lethality Test	Fail	-	-	-	-	-	-	-	-	-	-	-	-
<i>Daphnia magna</i>	Pass	1	1	2	1	1	1	NMR	1	NMR	NMR	NMR	1
Monitoring Test	Fail	-	-	-	-	-	-	-	-	-	-	-	-
Comments:	No radium 226 test result was provided for the fourth quarter.												
Notes: ND: No Deposit	NMR: No Measurement Required												
Highlighted data indicate that a monthly effluent quality standard was exceeded for that month.	Pass: ≤50% Mortality												
A "Pass" for the <i>Daphnia magna</i> monitoring test is not a requirement.	Fail: >50% Mortality												

Metal Mining Effluent Regulations (MMER) 2009 Effluent Compliance

Mine/Mill Name	Restigouche Mine												
Operator Name	Blue Note Mining Inc. – Blue Note Caribou Mines Inc.												
Product(s)	Zinc-Lead-Copper-Silver												
Address	9361 Route 180, P.O. Box 26, Bathurst, New Brunswick E2A 3Z1												
Effluent Discharge Point	Mixing Structure Discharge												
Parameters	Limits	Jan.	Feb.	March	April	May	June	July	Aug.	Sept.	Oct.	Nov.	Dec.
As (mg/L)	0.5	-	-	-	-	-	-	-	-	-	-	-	-
Cu (mg/L)	0.3	-	-	-	-	-	-	-	-	-	-	-	-
CN (mg/L)	1.0	-	-	-	-	-	-	-	-	-	-	-	-
Pb (mg/L)	0.2	-	-	-	-	-	-	-	-	-	-	-	-
Ni (mg/L)	0.5	-	-	-	-	-	-	-	-	-	-	-	-
Zn (mg/L)	0.5	-	-	-	-	-	-	-	-	-	-	-	-
TSS (mg/L)	15	-	-	-	-	-	-	-	-	-	-	-	-
Ra-226 (Bq/L)	0.37	-	-	-	-	-	-	-	-	-	-	-	-
pH low	≥6.0	-	-	-	-	-	-	-	-	-	-	-	-
pH high	≤9.5	-	-	-	-	-	-	-	-	-	-	-	-
Flow (m ³ /month)	—	-	-	-	-	-	-	-	-	-	-	-	-
Rainbow Trout	Pass	-	-	-	-	-	-	-	-	-	-	-	-
Acute Lethality Test	Fail	-	-	-	-	-	-	-	-	-	-	-	-
<i>Daphnia magna</i>	Pass	-	-	-	-	-	-	-	-	-	-	-	-
Monitoring Test	Fail	-	-	-	-	-	-	-	-	-	-	-	-
Comments:	Blue Note Caribou Mines Inc. – Restigouche Mine – filed for creditor protection in February 2009 and then for bankruptcy protection in July 2009. The company did not provide any data in 2009.												
Notes: ND: No Deposit	NMR: No Measurement Required			Pass: ≤50% Mortality				Fail: >50% Mortality					
Highlighted data indicate that a monthly effluent quality standard was exceeded for that month.													
A “Pass” for the <i>Daphnia magna</i> monitoring test is not a requirement.													

Metal Mining Effluent Regulations (MMER) 2009 Effluent Compliance

Mine/Mill Name	Rice Lake Gold Mine												
Operator Name	San Gold Corporation												
Product(s)	Gold												
Address	P.O. Box 1000, 63 San Antonio Road, Bissett, Manitoba R0E 0V0												
Effluent Discharge Point	FDPI – End of Pipe												
Parameters	Limits	Jan.	Feb.	March	April	May	June	July	Aug.	Sep.	Oct.	Nov.	Dec.
As (mg/L)	0.5	ND	ND	ND	ND	ND	ND	ND	0.0010	0.0011	ND	ND	ND
Cu (mg/L)	0.3	ND	ND	ND	ND	ND	ND	ND	0.0505	0.0524	ND	ND	ND
CN (mg/L)	1.0	ND	ND	ND	ND	ND	ND	ND	0.0040	0.0068	ND	ND	ND
Pb (mg/L)	0.2	ND	ND	ND	ND	ND	ND	ND	0.0003	0.0003	ND	ND	ND
Ni (mg/L)	0.5	ND	ND	ND	ND	ND	ND	ND	0.0029	0.0032	ND	ND	ND
Zn (mg/L)	0.5	ND	ND	ND	ND	ND	ND	ND	0.0290	0.0050	ND	ND	ND
TSS (mg/L)	15	ND	ND	ND	ND	ND	ND	ND	5.00	6.75	ND	ND	ND
Ra-226 (Bq/L)	0.37	ND	ND	ND	ND	ND	ND	ND	0.0025	0.0050	ND	ND	ND
pH low	≥6.0	ND	ND	ND	ND	ND	ND	ND	8.3	8.3	ND	ND	ND
pH high	≤9.5	ND	ND	ND	ND	ND	ND	ND	8.3	8.6	ND	ND	ND
Flow (m ³ /month)	—	ND	ND	ND	ND	ND	ND	ND	70 181	290 761	ND	ND	ND
Rainbow Trout	Pass	ND	ND	ND	ND	ND	ND	ND	1	4	ND	ND	ND
Acute Lethality Test	Fail	-	-	-	-	-	-	-	-	-	-	-	-
<i>Daphnia magna</i>	Pass	ND	ND	ND	ND	ND	ND	ND	1	4	ND	ND	ND
Monitoring Test	Fail	-	-	-	-	-	-	-	-	-	-	-	-
Comments:													
Notes: ND: No Deposit NMR: No Measurement Required Pass: ≤50% Mortality Fail: >50% Mortality Highlighted data indicate that a monthly effluent quality standard was exceeded for that month. A "Pass" for the <i>Daphnia magna</i> monitoring test is not a requirement.													

Metal Mining Effluent Regulations (MMER) 2009 Effluent Compliance

Mine/Mill Name	Santoy 7 Mine												
Operator Name	Claude Resources Inc.												
Product(s)	Gold												
Address	P.O. Box 1230, LaRonge, Saskatchewan S0J 1L0												
Effluent Discharge Point	Santoy 7 Settling Pond												
Parameters	Limits	Jan.	Feb.	March	April	May	June	July	Aug.	Sep.	Oct.	Nov.	Dec.
As (mg/L)	0.5	ND	ND	0.0006	0.0008	0.0009	0.0014	0.0019	0.0019	0.0016	0.0018	0.0012	0.0011
Cu (mg/L)	0.3	ND	ND	0.0083	0.0092	0.0098	0.0088	0.0142	0.0070	0.0060	0.0057	0.0065	0.0070
CN (mg/L)	1.0	ND	ND	NMR	NMR	NMR	NMR	NMR	NMR	NMR	NMR	NMR	NMR
Pb (mg/L)	0.2	ND	ND	0.0007	0.0005	0.0006	0.0004	0.0008	0.0002	0.0005	0.0002	0.0005	0.0003
Ni (mg/L)	0.5	ND	ND	0.0026	0.0026	0.0038	0.0039	0.0049	0.0032	0.0029	0.0031	0.0037	0.0035
Zn (mg/L)	0.5	ND	ND	0.0159	0.0223	0.0473	0.0122	0.0398	0.0220	0.0198	0.0128	0.0118	0.0120
TSS (mg/L)	15	ND	ND	10.00	4.00	2.38	1.50	10.60	12.13	1.80	2.38	7.25	7.40
Ra-226 (Bq/L)	0.37	ND	ND	0.0048	0.0050	0.0079	0.0130	0.0080	0.0060	0.0063	0.0100	0.0200	0.0100
pH low	≥6.0	ND	ND	7.5	7.3	7.4	7.5	7.5	7.5	7.4	7.3	7.5	7.3
pH high	≤9.5	ND	ND	7.6	7.8	7.6	7.9	8.0	7.5	7.6	8.2	7.7	7.7
Flow (m ³ /month)	—	ND	ND	1 096	3 395	2 224	940	764	1 325	1 585	1 138	1 746	541
Rainbow Trout	Pass	ND	ND	-	1	1	1	1	1	1	1	1	1
Acute Lethality Test	Fail	-	-	-	-	-	-	-	-	-	-	-	-
<i>Daphnia magna</i>	Pass	ND	ND	-	1	1	1	1	1	1	1	1	1
Monitoring Test	Fail	-	-	-	-	-	-	-	-	-	-	-	-
Comments:	No toxicity test results were provided for March.												
Notes: ND: No Deposit Highlighted data indicate that a monthly effluent quality standard was exceeded for that month. A "Pass" for the <i>Daphnia magna</i> monitoring test is not a requirement.	NMR: No Measurement Required			Pass: ≤50% Mortality			Fail: >50% Mortality						

Metal Mining Effluent Regulations (MMER) 2009 Effluent Compliance

Mine/Mill Name	Scozinc Mine – Mill												
Operator Name	Acadian Mining Corporation												
Product(s)	Zinc-Lead												
Address	15601 Highway 224, RR 1, Milford Station, Gays River, Nova Scotia B0N 1Y0												
Effluent Discharge Point	Polishing Pond Outlet												
Parameters	Limits	Jan.	Feb.	March	April	May	June	July	Aug.	Sep.	Oct.	Nov.	Dec.
As (mg/L)	0.5	0.0200	0.0200	0.0086	0.0137	0.0200	0.0200	0.0200	0.0164	0.0200	-	-	-
Cu (mg/L)	0.3	0.0240	0.0200	0.0094	0.0157	0.0210	0.0246	0.0200	0.0204	0.0200	-	-	-
CN (mg/L)	1.0	0.0287	0.0260	0.0081	0.0063	0.0017	0.0014	0.0010	0.0018	0.0010	-	-	-
Pb (mg/L)	0.2	0.0025	0.0025	0.0017	0.0045	0.0037	0.0077	0.0031	0.0022	0.0025	-	-	-
Ni (mg/L)	0.5	0.0100	0.0100	0.0046	0.0137	0.0100	0.0140	0.0125	0.0084	0.0100	-	-	-
Zn (mg/L)	0.5	0.1133	0.1350	0.0632	0.0820	0.0720	0.0586	0.0500	0.0460	0.0700	-	-	-
TSS (mg/L)	15	1.33	0.75	1.50	2.33	2.33	2.60	1.38	2.90	1.63	-	-	-
Ra-226 (Bq/L)	0.37	0.0025	NMR	NMR	-	-	-	-	-	-	-	-	-
pH low	≥6.0	7.1	7.4	6.6	6.6	7.6	7.3	7.6	7.3	7.2	-	-	-
pH high	≤9.5	7.7	7.5	7.6	7.6	7.7	7.6	7.6	7.8	7.5	-	-	-
Flow (m ³ /month)	—	1 058 353	1 666 510	2 214 035	2 130 430	1 041 645	544 413	506 861	1 299 110	1 714 552	-	-	-
Rainbow Trout	Pass	1	1	1	1	NMR	1	NMR	NMR	1	-	-	-
Acute Lethality Test	Fail	-	-	-	-	-	-	-	-	-	-	-	-
<i>Daphnia magna</i>	Pass	1	1	1	1	1	1	NMR	NMR	1	-	-	-
Monitoring Test	Fail	-	-	-	-	-	-	-	-	-	-	-	-
Comments:	No annual report was submitted. The annual report was completed from the quarterly reports. No data were submitted for the fourth quarter. The mine is in care and maintenance. No radium 226 test result was provided for the second and third quarters.												
Notes: ND: No Deposit	NMR: No Measurement Required			Pass: ≤50% Mortality				Fail: >50% Mortality					
Highlighted data indicate that a monthly effluent quality standard was exceeded for that month.													
A "Pass" for the <i>Daphnia magna</i> monitoring test is not a requirement.													

Metal Mining Effluent Regulations (MMER) 2009 Effluent Compliance

Mine/Mill Name	Scozinc Mine – Mill												
Operator Name	Acadian Mining Corporation												
Product(s)	Zinc-Lead												
Address	15601 Highway 224, RR 1, Milford Station, Gays River, Nova Scotia B0N 1Y0												
Effluent Discharge Point	Polishing Pond Outlet 2												
Parameters	Limits	Jan.	Feb.	March	April	May	June	July	Aug.	Sep.	Oct.	Nov.	Dec.
As (mg/L)	0.5	-	-	0.0073	0.0105	ND	ND	ND	ND	ND	-	-	-
Cu (mg/L)	0.3	-	-	0.0087	0.0145	ND	ND	ND	ND	ND	-	-	-
CN (mg/L)	1.0	-	-	0.0100	0.0240	ND	ND	ND	ND	ND	-	-	-
Pb (mg/L)	0.2	-	-	0.0021	0.0045	ND	ND	ND	ND	ND	-	-	-
Ni (mg/L)	0.5	-	-	0.0043	0.0105	ND	ND	ND	ND	ND	-	-	-
Zn (mg/L)	0.5	-	-	0.0573	0.0740	ND	ND	ND	ND	ND	-	-	-
TSS (mg/L)	15	-	-	2.17	4.00	ND	ND	ND	ND	ND	-	-	-
Ra-226 (Bq/L)	0.37	-	-	0.0025	0.0063	ND	ND	ND	ND	ND	-	-	-
pH low	≥6.0	-	-	6.9	7.0	ND	ND	ND	ND	ND	-	-	-
pH high	≤9.5	-	-	7.5	7.4	ND	ND	ND	ND	ND	-	-	-
Flow (m ³ /month)	—	-	-	-	1 727 910	ND	ND	ND	ND	ND	-	-	-
Rainbow Trout	Pass	-	-	-	-	ND	ND	ND	ND	ND	-	-	-
Acute Lethality Test	Fail	-	-	-	-	-	-	-	-	-	-	-	-
<i>Daphnia magna</i>	Pass	-	-	-	-	ND	ND	ND	ND	ND	-	-	-
Monitoring Test	Fail	-	-	-	-	-	-	-	-	-	-	-	-
Comments:	No annual report was submitted. The annual report was completed from the quarterly reports. No data were submitted for the fourth quarter. The mine is in care and maintenance. No data were reported for January and February. No flow measurement was provided for March. No toxicity test results were provided.												
Notes:	ND: No Deposit NMR: No Measurement Required Highlighted data indicate that a monthly effluent quality standard was exceeded for that month. A "Pass" for the <i>Daphnia magna</i> monitoring test is not a requirement.												
	Pass: ≤50% Mortality Fail: >50% Mortality												

Metal Mining Effluent Regulations (MMER) 2009 Effluent Compliance

Mine/Mill Name	Seabee Gold Mine												
Operator Name	Claude Resources Inc.												
Product(s)	Gold												
Address	P.O. Box 1230, LaRonge, Saskatchewan S0J 1L0												
Effluent Discharge Point	Final Discharge Point 1.2												
Parameters	Limits	Jan.	Feb.	March	April	May	June	July	Aug.	Sept.	Oct.	Nov.	Dec.
As (mg/L)	0.5	0.0002	NMR	0.0002	0.0002	0.0002	0.0006	0.0017	0.0002	0.0002	0.0002	0.0003	0.0002
Cu (mg/L)	0.3	0.0096	NMR	0.0081	0.0085	0.0190	0.0250	0.0160	0.0130	0.0125	0.0190	0.0140	0.0089
CN (mg/L)	1.0	0.0090	NMR	0.0080	0.0110	0.0030	0.0100	0.0050	0.0080	0.0045	0.0040	0.0090	0.0060
Pb (mg/L)	0.2	0.0010	NMR	0.0004	0.0004	0.0006	0.0012	0.0009	0.0006	0.0006	0.0007	0.0008	0.0006
Ni (mg/L)	0.5	0.0160	NMR	0.0160	0.0220	0.0180	0.0220	0.0170	0.0260	0.0210	0.0230	0.0280	0.0290
Zn (mg/L)	0.5	0.0140	NMR	0.0065	0.0230	0.0078	0.0091	0.0098	0.0180	0.0082	0.0100	0.0210	0.0110
TSS (mg/L)	15	10.00	14.50	7.00	4.75	10.00	12.25	14.60	14.50	11.40	10.25	11.75	7.30
Ra-226 (Bq/L)	0.37	NMR	NMR	0.0070	NMR	NMR	0.0025	NMR	NMR	0.0025	NMR	0.0025	NMR
pH low	≥6.0	7.1	7.2	7.7	7.6	7.5	7.6	7.6	7.1	7.4	7.3	7.3	7.6
pH high	≤9.5	7.6	7.8	7.8	7.8	7.8	7.8	7.8	7.6	7.7	7.8	8.3	7.7
Flow (m ³ /month)	—	72 806	89 075	84 245	87 136	89 458	81 770	89 252	89 575	67 265	82 977	66 598	78 637
Rainbow Trout	Pass	NMR	NMR	1	NMR	NMR	1	NMR	NMR	1	NMR	1	NMR
Acute Lethality Test	Fail	-	-	-	-	-	-	-	-	-	-	-	-
<i>Daphnia magna</i>	Pass	NMR	NMR	1	NMR	NMR	1	NMR	NMR	1	NMR	1	NMR
Monitoring Test	Fail	-	-	-	-	-	-	-	-	-	-	-	-
Comments:													
Notes: ND: No Deposit													
NMR: No Measurement Required													
Highlighted data indicate that a monthly effluent quality standard was exceeded for that month.													
A "Pass" for the <i>Daphnia magna</i> monitoring test is not a requirement.													
Pass: ≤50% Mortality													
Fail: >50% Mortality													

Metal Mining Effluent Regulations (MMER) 2009 Effluent Compliance

Mine/Mill Name	Seabee Gold Mine												
Operator Name	Claude Resources Inc.												
Product(s)	Gold												
Address	P.O. Box 1230, LaRonge, Saskatchewan S0J 1L0												
Effluent Discharge Point	Final Discharge Point 1.3												
Parameters	Limits	Jan.	Feb.	March	April	May	June	July	Aug.	Sep.	Oct.	Nov.	Dec.
As (mg/L)	0.5	ND	ND	ND	ND	ND	ND	ND	ND	ND	ND	ND	ND
Cu (mg/L)	0.3	ND	ND	ND	ND	ND	ND	ND	ND	ND	ND	ND	ND
CN (mg/L)	1.0	ND	ND	ND	ND	ND	ND	ND	ND	ND	ND	ND	ND
Pb (mg/L)	0.2	ND	ND	ND	ND	ND	ND	ND	ND	ND	ND	ND	ND
Ni (mg/L)	0.5	ND	ND	ND	ND	ND	ND	ND	ND	ND	ND	ND	ND
Zn (mg/L)	0.5	ND	ND	ND	ND	ND	ND	ND	ND	ND	ND	ND	ND
TSS (mg/L)	15	ND	ND	ND	ND	ND	ND	ND	ND	ND	ND	ND	ND
Ra-226 (Bq/L)	0.37	ND	ND	ND	ND	ND	ND	ND	ND	ND	ND	ND	ND
pH low	≥6.0	ND	ND	ND	ND	ND	ND	ND	ND	ND	ND	ND	ND
pH high	≤9.5	ND	ND	ND	ND	ND	ND	ND	ND	ND	ND	ND	ND
Flow (m ³ /month)	—	ND	ND	ND	ND	ND	ND	ND	ND	ND	ND	ND	ND
Rainbow Trout	Pass	ND	ND	ND	ND	ND	ND	ND	ND	ND	ND	ND	ND
Acute Lethality Test	Fail	-	-	-	-	-	-	-	-	-	-	-	-
<i>Daphnia magna</i>	Pass	ND	ND	ND	ND	ND	ND	ND	ND	ND	ND	ND	ND
Monitoring Test	Fail	-	-	-	-	-	-	-	-	-	-	-	-
Comments:													
Notes: ND: No Deposit NMR: No Measurement Required Pass: ≤50% Mortality Fail: >50% Mortality Highlighted data indicate that a monthly effluent quality standard was exceeded for that month. A "Pass" for the <i>Daphnia magna</i> monitoring test is not a requirement.													

Metal Mining Effluent Regulations (MMER) 2009 Effluent Compliance

Mine/Mill Name	Seabee Gold Mine												
Operator Name	Claude Resources Inc.												
Product(s)	Gold												
Address	P.O. Box 1230, LaRonge, Saskatchewan S0J 1L0												
Effluent Discharge Point	Final Discharge Point 1.5												
Parameters	Limits	Jan.	Feb.	March	April	May	June	July	Aug.	Sept.	Oct.	Nov.	Dec.
As (mg/L)	0.5	ND	ND	ND	ND	-	0.0010	0.0008	0.0018	0.0020	ND	ND	ND
Cu (mg/L)	0.3	ND	ND	ND	ND	-	0.0190	0.0097	0.0275	0.0176	ND	ND	ND
CN (mg/L)	1.0	ND	ND	ND	ND	-	0.0015	0.0074	0.0203	0.0076	ND	ND	ND
Pb (mg/L)	0.2	ND	ND	ND	ND	-	0.0011	0.0003	0.0003	0.0003	ND	ND	ND
Ni (mg/L)	0.5	ND	ND	ND	ND	-	0.0105	0.0101	0.0117	0.0138	ND	ND	ND
Zn (mg/L)	0.5	ND	ND	ND	ND	-	0.0100	0.0140	0.0153	0.0055	ND	ND	ND
TSS (mg/L)	15	ND	ND	ND	ND	-	1.25	1.60	1.00	2.40	ND	ND	ND
Ra-226 (Bq/L)	0.37	ND	ND	ND	ND	-	0.0031	0.0030	0.0083	0.0030	ND	ND	ND
pH low	≥6.0	ND	ND	ND	ND	-	6.7	7.1	7.5	7.4	ND	ND	ND
pH high	≤9.5	ND	ND	ND	ND	-	7.3	7.5	7.7	7.6	ND	ND	ND
Flow (m ³ /month)	—	ND	ND	ND	ND	6 000	36 053	50 450	53 142	36 218	ND	ND	ND
Rainbow Trout	Pass	ND	ND	ND	ND	-	1	1	1	1	ND	ND	ND
Acute Lethality Test	Fail	-	-	-	-	-	-	-	-	-	-	-	-
<i>Daphnia magna</i>	Pass	ND	ND	ND	ND	-	1	1	1	1	ND	ND	ND
Monitoring Test	Fail	-	-	-	-	-	-	-	-	-	-	-	-
Comments:	Test results for As, Cu, CN, Pb, Ni, Zn, TSS, radium 226 and pH were not provided as well as no toxicity test results were provided for May.												
Notes:	ND: No Deposit NMR: No Measurement Required Highlighted data indicate that a monthly effluent quality standard was exceeded for that month. A "Pass" for the <i>Daphnia magna</i> monitoring test is not a requirement.												
	Pass: ≤50% Mortality											Fail: >50% Mortality	

Metal Mining Effluent Regulations (MMER) 2009 Effluent Compliance

Mine/Mill Name	Shakespeare Nickel Mine												
Operator Name	URSA Major Minerals Inc.												
Product(s)	Nickel-Copper-Cobalt-Gold-Platinum-Palladium												
Address	8 King Street East, Suite 1300, Toronto, Ontario M5C 1B3												
Effluent Discharge Point	MISA Weir												
Parameters	Limits	Jan.	Feb.	March	April	May	June	July	Aug.	Sep.	Oct.	Nov.	Dec.
As (mg/L)	0.5	-	-	0.0005	0.0005	ND	0.0005	0.0005	0.0005	0.0007	ND	ND	ND
Cu (mg/L)	0.3	-	-	0.0037	0.0107	ND	0.0043	0.0057	0.0044	0.0044	ND	ND	ND
CN (mg/L)	1.0	-	-	0.0013	0.0030	ND	0.0005	0.0040	0.0005	0.0005	ND	ND	ND
Pb (mg/L)	0.2	-	-	0.0005	0.0005	ND	0.0005	0.0005	0.0005	0.0004	ND	ND	ND
Ni (mg/L)	0.5	-	-	0.2890	0.4473	ND	0.0607	0.0931	0.0833	0.0697	ND	ND	ND
Zn (mg/L)	0.5	-	-	0.0051	0.0424	ND	0.0257	0.0077	0.0106	0.0243	ND	ND	ND
TSS (mg/L)	15	-	-	7.20	9.00	ND	1.20	6.07	5.59	3.69	ND	ND	ND
Ra-226 (Bq/L)	0.37	-	-	-	-	ND	0.0050	0.0050	0.0050	0.0050	ND	ND	ND
pH low	≥6.0	-	-	6.2	5.9	ND	8.5	7.3	7.5	7.5	ND	ND	ND
pH high	≤9.5	-	-	6.9	6.7	ND	8.5	7.8	8.5	8.4	ND	ND	ND
Flow (m ³ /month)	—	-	-	16 875	6 104	ND	7 855	34 533	23 910	19 701	ND	ND	ND
Rainbow Trout	Pass	-	-	1	-	ND	1	1	-	1	ND	ND	ND
Acute Lethality Test	Fail	-	-	-	-	-	-	-	-	-	-	-	-
<i>Daphnia magna</i>	Pass	-	-	1	-	ND	1	1	-	1	ND	ND	ND
Monitoring Test	Fail	-	-	-	-	-	-	-	-	-	-	-	-
Comments:	The mine became subject to the MMER in March 2009. No toxicity test results were provided for April and August. No radium 226 test results were provided for March and April.												
Notes:	ND: No Deposit NMR: No Measurement Required Highlighted data indicate that a monthly effluent quality standard was exceeded for that month. A "Pass" for the <i>Daphnia magna</i> monitoring test is not a requirement.												
	Pass: ≤50% Mortality Fail: >50% Mortality												

Metal Mining Effluent Regulations (MMER) 2009 Effluent Compliance

Mine/Mill Name	Sigma												
Operator Name	Century Mining Corporation												
Product(s)	Gold												
Address	300 3rd Avenue, Val-d'Or, Quebec J9P 4N9												
Effluent Discharge Point	Final Effluent EFF1												
Parameters	Limits	Jan.	Feb.	March	April	May	June	July	Aug.	Sep.	Oct.	Nov.	Dec.
As (mg/L)	0.5	0.0010	-	0.0093	0.0018	0.0035	ND	ND	ND	0.0038	0.0008	0.0010	ND
Cu (mg/L)	0.3	0.0041	-	0.0064	0.0035	0.0103	ND	ND	ND	0.0100	0.0049	0.0058	ND
CN (mg/L)	1.0	0.1090	-	0.0893	0.0435	0.0113	ND	ND	ND	0.0223	0.0185	0.0065	ND
Pb (mg/L)	0.2	0.0003	-	0.0005	0.0029	0.0003	ND	ND	ND	0.0003	0.0004	0.0013	ND
Ni (mg/L)	0.5	0.0077	-	0.0058	0.0072	0.0045	ND	ND	ND	0.0049	0.0035	0.0021	ND
Zn (mg/L)	0.5	0.0006	-	0.0183	0.0050	0.0058	ND	ND	ND	0.0023	0.0115	0.0028	ND
TSS (mg/L)	15	3.00	-	10.50	4.00	2.63	ND	ND	ND	1.77	0.90	5.50	ND
Ra-226 (Bq/L)	0.37	0.0040	NMR	NMR	0.0010	0.0010	ND	ND	ND	-	0.0025	NMR	ND
pH low	≥6.0	7.3	-	7.1	7.4	7.6	ND	ND	ND	7.3	7.9	7.7	ND
pH high	≤9.5	7.3	-	7.2	7.6	8.0	ND	ND	ND	7.9	8.4	7.9	ND
Flow (m ³ /month)	—	114 427	42 120	140 264	70 855	252 525	ND	ND	ND	268 160	57 240	195 076	ND
Rainbow Trout	Pass	1	-	1	1	3	ND	ND	ND	1	1	-	ND
Acute Lethality Test	Fail	-	-	-	-	-	-	-	-	-	-	-	-
<i>Daphnia magna</i>	Pass	1	-	1	1	3	ND	ND	ND	1	1	-	ND
Monitoring Test	Fail	-	-	-	-	-	-	-	-	-	-	-	-
Comments:	No toxicity test results were provided for February and November. No radium 226 test results were provided for the third quarter. Test results for As, Cu, CN, Pb, Ni, Zn, TSS and pH were not provided for February. The mine reported discharge of effluent during only two days in February.												
Notes:	ND: No Deposit NMR: No Measurement Required Highlighted data indicate that a monthly effluent quality standard was exceeded for that month. A "Pass" for the <i>Daphnia magna</i> monitoring test is not a requirement.												
	Pass: ≤50% Mortality Fail: >50% Mortality												

Metal Mining Effluent Regulations (MMER) 2009 Effluent Compliance

Mine/Mill Name	Snow Lake Mill												
Operator Name	Hudson Bay Mining and Smelting Co. Ltd.												
Product(s)	Copper-Zinc-Selenium-Tellurium-Silver												
Address	P.O. Box 1500, Flin Flon, Manitoba R8A 1N9												
Effluent Discharge Point	Anderson Lake Discharge												
Parameters	Limits	Jan.	Feb.	March	April	May	June	July	Aug.	Sep.	Oct.	Nov.	Dec.
As (mg/L)	0.5	ND	ND	ND	ND	0.0020	0.0016	0.0038	0.0032	0.0032	0.0021	0.0031	ND
Cu (mg/L)	0.3	ND	ND	ND	ND	0.0031	0.0067	0.0055	0.0052	0.0067	0.0062	0.0052	ND
CN (mg/L)	1.0	ND	ND	ND	ND	NMR	NMR	NMR	NMR	NMR	NMR	NMR	ND
Pb (mg/L)	0.2	ND	ND	ND	ND	0.0040	0.0039	0.0040	0.0040	0.0040	0.0039	0.0040	ND
Ni (mg/L)	0.5	ND	ND	ND	ND	0.0030	0.0030	0.0030	0.0030	0.0030	0.0030	0.0030	ND
Zn (mg/L)	0.5	ND	ND	ND	ND	0.0465	0.0481	0.0257	0.0181	0.0226	0.0282	0.0528	ND
TSS (mg/L)	15	ND	ND	ND	ND	1.80	2.00	1.60	0.74	1.92	1.79	1.29	ND
Ra-226 (Bq/L)	0.37	ND	ND	ND	ND	0.0025	0.0060	0.0080	0.0060	0.0100	0.0070	NMR	ND
pH low	≥6.0	ND	ND	ND	ND	8.1	7.1	7.6	7.6	7.4	7.2	7.0	ND
pH high	≤9.5	ND	ND	ND	ND	8.1	8.1	8.0	8.0	8.1	7.5	7.2	ND
Flow (m ³ /month)	—	ND	ND	ND	ND	134 977	809 862	836 857	836 857	809 862	836 857	647 889	ND
Rainbow Trout	Pass	ND	ND	ND	ND	1	1	1	1	1	1	1	ND
Acute Lethality Test	Fail	-	-	-	-	-	-	-	-	-	-	-	-
<i>Daphnia magna</i>	Pass	ND	ND	ND	ND	1	1	1	1	1	1	1	ND
Monitoring Test	Fail	-	-	-	-	-	-	-	-	-	-	-	-
Comments:													
Notes: ND: No Deposit NMR: No Measurement Required Pass: ≤50% Mortality Fail: >50% Mortality Highlighted data indicate that a monthly effluent quality standard was exceeded for that month. A "Pass" for the <i>Daphnia magna</i> monitoring test is not a requirement.													

Metal Mining Effluent Regulations (MMER) 2009 Effluent Compliance

Mine/Mill Name	Strathcona Tailings Treatment System												
Operator Name	Xstrata Canada Corporation												
Product(s)	Nickel-Copper-Cobalt-Platinum-Palladium												
Address	Onaping, Ontario POM 2R0												
Effluent Discharge Point	Fecunis RR Bridge												
Parameters	Limits	Jan.	Feb.	March	April	May	June	July	Aug.	Sep.	Oct.	Nov.	Dec.
As (mg/L)	0.5	0.0022	0.0052	0.0038	0.0018	0.0051	0.0018	0.0032	0.0076	0.0031	0.0017	0.0069	0.0022
Cu (mg/L)	0.3	0.0069	0.0061	0.0112	0.0190	0.0069	0.0061	0.0099	0.0195	0.0093	0.0124	0.0114	0.0062
CN (mg/L)	1.0	0.0010	0.0010	0.0010	0.0005	0.0008	0.0005	0.0006	0.0005	0.0005	0.0005	0.0005	0.0007
Pb (mg/L)	0.2	0.0001	0.0002	0.0007	0.0001	0.0001	0.0002	0.0003	0.0019	0.0004	0.0004	0.0022	0.0003
Ni (mg/L)	0.5	0.0955	0.0743	0.0998	0.1060	0.0666	0.0392	0.0445	0.0363	0.0369	0.0436	0.0467	0.0315
Zn (mg/L)	0.5	0.0056	0.0063	0.0177	0.0069	0.0046	0.0113	0.0003	0.0001	0.0025	0.0037	0.0114	0.0089
TSS (mg/L)	15	0.31	0.28	0.28	1.05	0.30	3.80	0.52	0.68	1.76	2.50	2.33	0.13
Ra-226 (Bq/L)	0.37	0.0050	NMR	NMR	NMR	0.0050	NMR	0.0050	NMR	NMR	0.0050	NMR	NMR
pH low	≥6.0	7.4	7.3	7.4	7.5	7.4	7.4	7.4	7.3	7.3	7.0	7.0	7.3
pH high	≤9.5	7.7	7.4	7.6	7.6	7.5	7.6	7.6	7.4	7.5	7.6	7.6	7.6
Flow (m ³ /month)	—	2 088 047	919 171	2 057 458	4 328 898	2 945 261	1 482 736	1 231 465	950 474	793 818	1 161 156	2 114 298	1 726 168
Rainbow Trout	Pass	1	NMR	NMR	NMR	1	NMR	1	NMR	NMR	1	NMR	NMR
Acute Lethality Test	Fail	-	-	-	-	-	-	-	-	-	-	-	-
<i>Daphnia magna</i>	Pass	1	NMR	NMR	NMR	1	NMR	1	NMR	NMR	1	NMR	NMR
Monitoring Test	Fail	-	-	-	-	-	-	-	-	-	-	-	-
Comments:													

Notes: ND: No Deposit
 NMR: No Measurement Required
 Highlighted data indicate that a monthly effluent quality standard was exceeded for that month.
 A "Pass" for the *Daphnia magna* monitoring test is not a requirement.

Pass: ≤50% Mortality Fail: >50% Mortality

Metal Mining Effluent Regulations (MMER) 2009 Effluent Compliance

Mine/Mill Name	Tanco Mine												
Operator Name	Tantalum Mining Corporation of Canada Ltd.												
Product(s)	Tantalum-Lithium-Cesium-Rubidium												
Address	P.O. Box 2000, Lac du Bonnet, Manitoba R0E 1A0												
Effluent Discharge Point	East Discharge (Phreatic Flow)												
Parameters	Limits	Jan.	Feb.	March	April	May	June	July	Aug.	Sep.	Oct.	Nov.	Dec.
As (mg/L)	0.5	ND	ND	ND	ND	ND	ND	ND	ND	ND	ND	ND	ND
Cu (mg/L)	0.3	ND	ND	ND	ND	ND	ND	ND	ND	ND	ND	ND	ND
CN (mg/L)	1.0	ND	ND	ND	ND	ND	ND	ND	ND	ND	ND	ND	ND
Pb (mg/L)	0.2	ND	ND	ND	ND	ND	ND	ND	ND	ND	ND	ND	ND
Ni (mg/L)	0.5	ND	ND	ND	ND	ND	ND	ND	ND	ND	ND	ND	ND
Zn (mg/L)	0.5	ND	ND	ND	ND	ND	ND	ND	ND	ND	ND	ND	ND
TSS (mg/L)	15	ND	ND	ND	ND	ND	ND	ND	ND	ND	ND	ND	ND
Ra-226 (Bq/L)	0.37	ND	ND	ND	ND	ND	ND	ND	ND	ND	ND	ND	ND
pH low	≥6.0	ND	ND	ND	ND	ND	ND	ND	ND	ND	ND	ND	ND
pH high	≤9.5	ND	ND	ND	ND	ND	ND	ND	ND	ND	ND	ND	ND
Flow (m ³ /month)	—	ND	ND	ND	ND	ND	ND	ND	ND	ND	ND	ND	ND
Rainbow Trout	Pass	ND	ND	ND	ND	ND	ND	ND	ND	ND	ND	ND	ND
Acute Lethality Test	Fail	-	-	-	-	-	-	-	-	-	-	-	-
<i>Daphnia magna</i>	Pass	ND	ND	ND	ND	ND	ND	ND	ND	ND	ND	ND	ND
Monitoring Test	Fail	-	-	-	-	-	-	-	-	-	-	-	-
Comments:													
Notes: ND: No Deposit NMR: No Measurement Required Pass: ≤50% Mortality Fail: >50% Mortality Highlighted data indicate that a monthly effluent quality standard was exceeded for that month. A "Pass" for the <i>Daphnia magna</i> monitoring test is not a requirement.													

Metal Mining Effluent Regulations (MMER) 2009 Effluent Compliance

Mine/Mill Name	Tanco Mine												
Operator Name	Tantalum Mining Corporation of Canada Ltd.												
Product(s)	Tantalum-Lithium-Cesium-Rubidium												
Address	P.O. Box 2000, Lac du Bonnet, Manitoba R0E 1A0												
Effluent Discharge Point	West Discharge (Compliance Point)												
Parameters	Limits	Jan.	Feb.	March	April	May	June	July	Aug.	Sept.	Oct.	Nov.	Dec.
As (mg/L)	0.5	0.0036	NMR	NMR	0.0048	NMR	NMR	0.0060	NMR	NMR	0.0121	NMR	NMR
Cu (mg/L)	0.3	0.0020	NMR	NMR	0.0022	NMR	NMR	0.0020	NMR	NMR	0.0003	NMR	NMR
CN (mg/L)	1.0	NMR	NMR	NMR	NMR	NMR	NMR	NMR	NMR	NMR	NMR	NMR	NMR
Pb (mg/L)	0.2	0.0004	NMR	NMR	0.0007	NMR	NMR	0.0001	NMR	NMR	0.0002	NMR	NMR
Ni (mg/L)	0.5	0.0064	NMR	NMR	0.0089	NMR	NMR	0.0053	NMR	NMR	0.0060	NMR	NMR
Zn (mg/L)	0.5	0.0110	NMR	NMR	0.0111	NMR	NMR	0.0040	NMR	NMR	0.0040	NMR	NMR
TSS (mg/L)	15	8.25	7.00	8.50	22.60	9.25	10.00	13.40	12.75	21.00	13.83	6.60	6.00
Ra-226 (Bq/L)	0.37	0.0050	NMR	NMR	0.0100	NMR	NMR	0.0050	NMR	NMR	0.0080	NMR	NMR
pH low	≥6.0	7.1	6.9	6.9	6.9	7.5	7.7	8.8	8.5	8.9	7.7	7.9	7.0
pH high	≤9.5	7.3	7.2	7.1	7.3	9.2	9.4	9.4	9.4	9.5	9.0	8.1	7.5
Flow (m ³ /month)	—	138 159	194 502	181 970	285 408	262 748	272 046	203 957	203 957	165 840	164 653	125 388	136 284
Rainbow Trout	Pass	1	NMR	NMR	1	NMR	NMR	1	NMR	NMR	1	NMR	NMR
Acute Lethality Test	Fail	-	-	-	-	-	-	-	-	-	-	-	-
<i>Daphnia magna</i>	Pass	1	NMR	NMR	1	NMR	NMR	1	NMR	NMR	1	NMR	NMR
Monitoring Test	Fail	-	-	-	-	-	-	-	-	-	-	-	-
Comments:													

Notes: ND: No Deposit
 NMR: No Measurement Required
 Highlighted data indicate that a monthly effluent quality standard was exceeded for that month.
 A "Pass" for the *Daphnia magna* monitoring test is not a requirement.

Pass: ≤50% Mortality Fail: >50% Mortality

Metal Mining Effluent Regulations (MMER) 2009 Effluent Compliance

Mine/Mill Name	Thompson Complex												
Operator Name	Vale Inco Ltd.												
Product(s)	Nickel-Copper												
Address	P.O. Box 5000, Thompson, Manitoba R8N 1P3												
Effluent Discharge Point	Misery Weir												
Parameters	Limits	Jan.	Feb.	March	April	May	June	July	Aug.	Sept.	Oct.	Nov.	Dec.
As (mg/L)	0.5	0.0051	0.0052	0.0057	0.0078	0.0058	0.0050	0.0049	0.0056	0.0055	0.0052	0.0060	0.0066
Cu (mg/L)	0.3	0.0050	0.0050	0.0050	0.0050	0.0050	0.0050	0.0050	0.0098	0.0116	0.0050	0.0050	0.0050
CN (mg/L)	1.0	NMR	0.0070	NMR	NMR	0.0010	NMR	NMR	NMR	0.0010	0.0010	NMR	NMR
Pb (mg/L)	0.2	0.0150	0.0150	0.0150	0.0150	0.0150	0.0150	0.0150	0.0150	0.0150	0.0150	0.0150	0.0150
Ni (mg/L)	0.5	0.3075	0.3225	0.2520	0.2700	0.2100	0.1480	0.1575	0.1600	0.2000	0.2003	0.2010	0.2140
Zn (mg/L)	0.5	0.0050	0.0050	0.0050	0.0050	0.0050	0.0160	0.0050	0.0050	0.0160	0.0050	0.0050	0.0102
TSS (mg/L)	15	3.38	0.70	0.88	1.20	1.90	4.72	3.40	7.20	4.16	2.90	2.70	3.04
Ra-226 (Bq/L)	0.37	NMR	0.0050	NMR	NMR	0.0050	NMR	NMR	NMR	0.0080	0.0025	NMR	NMR
pH low	≥6.0	8.6	8.8	8.7	8.6	8.5	8.3	8.1	8.3	8.2	8.1	8.0	8.1
pH high	≤9.5	8.9	9.0	9.0	8.9	8.7	8.5	8.6	8.5	8.6	8.3	8.3	8.4
Flow (m ³ /month)	—	3 458 941	3 092 026	3 373 742	3 282 413	4 452 082	5 989 992	6 305 802	6 354 458	5 060 736	4 373 782	4 360 410	4 109 397
Rainbow Trout	Pass	NMR	1	NMR	NMR	1	NMR	NMR	NMR	1	1	NMR	NMR
Acute Lethality Test	Fail	-	-	-	-	-	-	-	-	-	-	-	-
<i>Daphnia magna</i>	Pass	NMR	1	NMR	NMR	1	NMR	NMR	NMR	1	1	NMR	NMR
Monitoring Test	Fail	-	-	-	-	-	-	-	-	-	-	-	-
Comments:													
Notes: ND: No Deposit													
Highlighted data indicate that a monthly effluent quality standard was exceeded for that month.													
A "Pass" for the <i>Daphnia magna</i> monitoring test is not a requirement.													
NMR: No Measurement Required													
Pass: ≤50% Mortality													
Fail: >50% Mortality													

Metal Mining Effluent Regulations (MMER) 2009 Effluent Compliance

Mine/Mill Name	Thompson Complex												
Operator Name	Vale Inco Ltd.												
Product(s)	Nickel-Copper												
Address	P.O. Box 5000, Thompson, Manitoba R8N 1P3												
Effluent Discharge Point	Station B												
Parameters	Limits	Jan.	Feb.	March	April	May	June	July	Aug.	Sep.	Oct.	Nov.	Dec.
As (mg/L)	0.5	0.0064	0.0058	0.0050	0.0085	0.0130	0.0114	0.0105	0.0091	0.0184	0.0055	0.0052	0.0055
Cu (mg/L)	0.3	0.0050	0.0050	0.0050	0.0075	0.0075	0.0050	0.0050	0.0110	0.0110	0.0063	0.0050	0.0050
CN (mg/L)	1.0	NMR	0.0010	NMR	NMR	0.0010	NMR	NMR	NMR	0.0010	0.0010	NMR	NMR
Pb (mg/L)	0.2	0.0150	0.0150	0.0150	0.0150	0.0150	0.0150	0.0150	0.0150	0.0150	0.0150	0.0150	0.0150
Ni (mg/L)	0.5	0.2750	0.3875	0.3800	0.3375	0.4550	0.2260	0.2225	0.2425	0.2980	0.2628	0.3040	0.3560
Zn (mg/L)	0.5	0.0050	0.0095	0.0060	0.0050	0.0050	0.0050	0.0050	0.0050	0.0062	0.0088	0.0050	0.0050
TSS (mg/L)	15	3.15	0.10	0.64	3.50	4.60	4.48	2.70	2.50	4.00	2.00	1.00	3.44
Ra-226 (Bq/L)	0.37	NMR	0.0200	NMR	NMR	0.0100	NMR	NMR	NMR	0.0025	0.0025	NMR	NMR
pH low	≥6.0	7.0	7.1	6.6	6.9	7.3	7.9	7.4	7.3	7.4	7.4	7.4	7.2
pH high	≤9.5	7.1	7.3	7.2	7.1	7.6	8.8	8.5	7.7	8.0	7.7	7.6	7.6
Flow (m ³ /month)	—	1 185 192	846 720	907 978	1 782 000	2 320 164	1 807 920	1 841 400	1 031 184	891 648	1 138 320	1 114 560	1 098 144
Rainbow Trout	Pass	NMR	1	NMR	NMR	1	NMR	NMR	NMR	1	1	NMR	NMR
Acute Lethality Test	Fail	-	-	-	-	-	-	-	-	-	-	-	-
<i>Daphnia magna</i>	Pass	NMR	1	NMR	NMR	1	NMR	NMR	NMR	1	1	NMR	NMR
Monitoring Test	Fail	-	-	-	-	-	-	-	-	-	-	-	-
Comments:													
Notes: ND: No Deposit NMR: No Measurement Required Pass: ≤50% Mortality Fail: >50% Mortality Highlighted data indicate that a monthly effluent quality standard was exceeded for that month. A "Pass" for the <i>Daphnia magna</i> monitoring test is not a requirement.													

Metal Mining Effluent Regulations (MMER) 2009 Effluent Compliance

Mine/Mill Name	Tio (Mine)												
Operator Name	QIT-Fer et Titane Inc.												
Product(s)	Iron-Titanium												
Address	951 De l'Escale Boulevard, Havre-Saint-Pierre, Quebec G0G 1P0												
Effluent Discharge Point	Switch South												
Parameters	Limits	Jan.	Feb.	March	April	May	June	July	Aug.	Sep.	Oct.	Nov.	Dec.
As (mg/L)	0.5	0.0005	0.0005	0.0005	0.0005	0.0005	0.0005	0.0005	0.0005	0.0005	0.0005	0.0005	0.0005
Cu (mg/L)	0.3	0.0160	0.0145	0.0157	0.0384	0.0483	0.0262	0.0298	0.0160	0.1419	0.0450	0.0603	0.0264
CN (mg/L)	1.0	NMR	NMR	NMR	NMR	NMR	NMR	NMR	NMR	NMR	NMR	NMR	NMR
Pb (mg/L)	0.2	0.0005	0.0006	0.0005	0.0014	0.0005	0.0005	0.0009	0.0009	0.0005	0.0005	0.0005	0.0005
Ni (mg/L)	0.5	0.1250	0.1225	0.1500	0.2540	0.2913	0.1800	0.1650	0.1375	0.3458	0.2275	0.2350	0.2640
Zn (mg/L)	0.5	0.0233	0.0190	0.0273	0.0476	0.0375	0.0206	0.0156	0.0085	0.0276	0.0323	0.0300	0.0456
TSS (mg/L)	15	3.50	3.00	1.50	3.60	10.25	8.20	2.50	1.75	3.00	8.25	6.25	4.80
Ra-226 (Bq/L)	0.37	0.0070	0.0220	NMR	0.0050	0.0100	NMR	0.0025	0.0025	NMR	0.0100	NMR	NMR
pH low	≥6.0	7.3	7.5	7.5	6.6	6.8	7.0	7.0	7.1	7.4	7.3	7.2	7.2
pH high	≤9.5	7.6	7.6	7.7	7.5	7.1	7.3	7.3	7.5	7.7	7.4	7.4	7.4
Flow (m ³ /month)	—	1 079	638	260	52 609	66 594	25 039	8 241	1 118	526	41 484	4 979	8 910
Rainbow Trout	Pass	1	1	NMR	1	1	1	1	1	1	1	1	1
Acute Lethality Test	Fail	-	-	-	-	-	-	-	-	-	-	-	-
Daphnia magna	Pass	1	1	NMR	1	1	1	1	1	1	1	1	1
Monitoring Test	Fail	-	-	-	-	-	-	-	-	-	-	-	-
Comments:													
Notes: ND: No Deposit Highlighted data indicate that a monthly effluent quality standard was exceeded for that month. A "Pass" for the <i>Daphnia magna</i> monitoring test is not a requirement.													
NMR: No Measurement Required Pass: ≤50% Mortality Fail: >50% Mortality													

Metal Mining Effluent Regulations (MMER) 2009 Effluent Compliance

Mine/Mill Name	Tio (Mine)												
Operator Name	QIT-Fer et Titane Inc.												
Product(s)	Iron-Titanium												
Address	951 De l'Escale Boulevard, Havre-Saint-Pierre, Quebec G0G 1P0												
Effluent Discharge Point	ECLAC168												
Parameters	Limits	Jan.	Feb.	March	April	May	June	July	Aug.	Sept.	Oct.	Nov.	Dec.
As (mg/L)	0.5	ND	ND	ND	ND	0.0005	0.0005	0.0005	0.0005	0.0005	0.0005	0.0005	0.0005
Cu (mg/L)	0.3	ND	ND	ND	ND	0.0030	0.0030	0.0030	0.0030	0.0030	0.0040	0.0040	0.0030
CN (mg/L)	1.0	ND	ND	ND	ND	NMR	NMR	NMR	NMR	NMR	NMR	NMR	NMR
Pb (mg/L)	0.2	ND	ND	ND	ND	0.0005	0.0005	0.0009	0.0009	0.0028	0.0005	0.0005	0.0005
Ni (mg/L)	0.5	ND	ND	ND	ND	0.3583	0.3660	0.3200	0.4675	0.4820	0.3800	0.4775	0.2900
Zn (mg/L)	0.5	ND	ND	ND	ND	0.0247	0.0192	0.0113	0.0185	0.0246	0.0245	0.0343	0.0170
TSS (mg/L)	15	ND	ND	ND	ND	4.00	2.40	1.38	1.00	1.90	1.00	1.63	0.50
Ra-226 (Bq/L)	0.37	ND	ND	ND	ND	0.0025	NMR	0.0070	0.0050	NMR	0.0080	NMR	NMR
pH low	≥6.0	ND	ND	ND	ND	6.5	6.4	6.6	6.6	6.8	6.5	6.7	6.5
pH high	≤9.5	ND	ND	ND	ND	6.8	7.2	7.0	6.8	6.9	7.4	6.7	6.5
Flow (m ³ /month)	—	ND	ND	ND	ND	16 410	22 788	5 612	1 395	792	5 035	855	126
Rainbow Trout	Pass	ND	ND	ND	ND	1	1	1	1	1	1	1	-
Acute Lethality Test	Fail	-	-	-	-	-	-	-	-	-	-	-	-
<i>Daphnia magna</i>	Pass	ND	ND	ND	ND	1	1	1	1	1	1	1	-
Monitoring Test	Fail	-	-	-	-	-	-	-	-	-	-	-	-
Comments:	No toxicity test results were provided for December.												
Notes:	ND: No Deposit NMR: No Measurement Required Highlighted data indicate that a monthly effluent quality standard was exceeded for that month. A "Pass" for the <i>Daphnia magna</i> monitoring test is not a requirement.												
	Pass: ≤50% Mortality Fail: >50% Mortality												

Metal Mining Effluent Regulations (MMER) 2009 Effluent Compliance

Mine/Mill Name	Tio (Mine)												
Operator Name	QIT-Fer et Titane Inc.												
Product(s)	Iron-Titanium												
Address	951 De l'Escale Boulevard, Havre-Saint-Pierre, Quebec G0G 1P0												
Effluent Discharge Point	Lake 211.4												
Parameters	Limits	Jan.	Feb.	March	April	May	June	July	Aug.	Sept.	Oct.	Nov.	Dec.
As (mg/L)	0.5	ND	ND	ND	ND	0.0005	0.0005	0.0005	0.0005	0.0005	0.0005	0.0005	0.0005
Cu (mg/L)	0.3	ND	ND	ND	ND	0.0071	0.0120	0.0127	0.0109	0.0089	0.0223	0.0163	0.0180
CN (mg/L)	1.0	ND	ND	ND	ND	NMR	NMR	NMR	NMR	NMR	NMR	NMR	NMR
Pb (mg/L)	0.2	ND	ND	ND	ND	0.0005	0.0005	0.0010	0.0009	0.0005	0.0005	0.0005	0.0005
Ni (mg/L)	0.5	ND	ND	ND	ND	0.0710	0.1230	0.1398	0.1700	0.1660	0.1900	0.2250	0.1400
Zn (mg/L)	0.5	ND	ND	ND	ND	0.0163	0.0186	0.0175	0.0151	0.0195	0.0373	0.0420	0.0290
TSS (mg/L)	15	ND	ND	ND	ND	2.00	3.30	1.50	1.50	2.40	0.88	1.50	0.50
Ra-226 (Bq/L)	0.37	ND	ND	ND	ND	0.0100	NMR	0.0070	0.0060	NMR	0.0060	NMR	NMR
pH low	≥6.0	ND	ND	ND	ND	6.2	6.1	6.7	6.7	7.0	6.4	6.2	6.2
pH high	≤9.5	ND	ND	ND	ND	6.3	7.0	6.9	7.0	7.1	7.2	6.5	6.2
Flow (m ³ /month)	—	ND	ND	ND	ND	6 966	7 813	6 421	4 168	886	6 116	1 278	126
Rainbow Trout	Pass	ND	ND	ND	ND	1	1	1	1	1	1	1	1
Acute Lethality Test	Fail	-	-	-	-	-	-	-	-	-	-	-	-
<i>Daphnia magna</i>	Pass	ND	ND	ND	ND	1	1	1	1	1	1	1	1
Monitoring Test	Fail	-	-	-	-	-	-	-	-	-	-	-	-
Comments:													

Notes: ND: No Deposit
 Highlighted data indicate that a monthly effluent quality standard was exceeded for that month.
 A "Pass" for the *Daphnia magna* monitoring test is not a requirement.

NMR: No Measurement Required Pass: ≤50% Mortality Fail: >50% Mortality

Metal Mining Effluent Regulations (MMER) 2009 Effluent Compliance

Mine/Mill Name	Tio (Mine)												
Operator Name	QIT-Fer et Titane Inc.												
Product(s)	Iron-Titanium												
Address	951 De l'Escale Boulevard, Havre-Saint-Pierre, Quebec G0G 1P0												
Effluent Discharge Point	Grondin Effluent (formerly Grondin Lake)												
Parameters	Limits	Jan.	Feb.	March	April	May	June	July	Aug.	Sep.	Oct.	Nov.	Dec.
As (mg/L)	0.5	ND	ND	ND	ND	ND	ND	ND	ND	ND	ND	ND	ND
Cu (mg/L)	0.3	ND	ND	ND	ND	ND	ND	ND	ND	ND	ND	ND	ND
CN (mg/L)	1.0	ND	ND	ND	ND	ND	ND	ND	ND	ND	ND	ND	ND
Pb (mg/L)	0.2	ND	ND	ND	ND	ND	ND	ND	ND	ND	ND	ND	ND
Ni (mg/L)	0.5	ND	ND	ND	ND	ND	ND	ND	ND	ND	ND	ND	ND
Zn (mg/L)	0.5	ND	ND	ND	ND	ND	ND	ND	ND	ND	ND	ND	ND
TSS (mg/L)	15	ND	ND	ND	ND	ND	ND	ND	ND	ND	ND	ND	ND
Ra-226 (Bq/L)	0.37	ND	ND	ND	ND	ND	ND	ND	ND	ND	ND	ND	ND
pH low	≥6.0	ND	ND	ND	ND	ND	ND	ND	ND	ND	ND	ND	ND
pH high	≤9.5	ND	ND	ND	ND	ND	ND	ND	ND	ND	ND	ND	ND
Flow (m ³ /month)	—	ND	ND	ND	ND	ND	ND	ND	ND	ND	ND	ND	ND
Rainbow Trout	Pass	ND	ND	ND	ND	ND	ND	ND	ND	ND	ND	ND	ND
Acute Lethality Test	Fail	-	-	-	-	-	-	-	-	-	-	-	-
<i>Daphnia magna</i>	Pass	ND	ND	ND	ND	ND	ND	ND	ND	ND	ND	ND	ND
Monitoring Test	Fail	-	-	-	-	-	-	-	-	-	-	-	-
Comments:													
Notes: ND: No Deposit NMR: No Measurement Required Pass: ≤50% Mortality Fail: >50% Mortality Highlighted data indicate that a monthly effluent quality standard was exceeded for that month. A "Pass" for the <i>Daphnia magna</i> monitoring test is not a requirement.													

Metal Mining Effluent Regulations (MMER) 2009 Effluent Compliance

Mine/Mill Name	Tio (Mine)												
Operator Name	QIT-Fer et Titane Inc.												
Product(s)	Iron-Titanium												
Address	951 De l'Escale Boulevard, Havre-Saint-Pierre, Quebec G0G 1P0												
Effluent Discharge Point	Resurgence Leo												
Parameters	Limits	Jan.	Feb.	March	April	May	June	July	Aug.	Sept.	Oct.	Nov.	Dec.
As (mg/L)	0.5	0.0005	0.0005	0.0005	0.0005	0.0005	0.0013	0.0005	0.0005	0.0005	0.0005	0.0005	0.0005
Cu (mg/L)	0.3	0.0208	0.0220	0.0188	0.0117	0.0122	0.0076	0.0109	0.0390	0.0068	0.0073	0.0104	0.0322
CN (mg/L)	1.0	NMR	NMR	NMR	NMR	NMR	NMR	NMR	NMR	NMR	NMR	NMR	NMR
Pb (mg/L)	0.2	0.0005	0.0005	0.0005	0.0014	0.0005	0.0005	0.0010	0.0009	0.0005	0.0005	0.0005	0.0012
Ni (mg/L)	0.5	0.5425	0.3175	0.4275	0.4900	0.4385	0.3640	0.4875	0.4300	0.4060	0.3850	0.5725	0.4840
Zn (mg/L)	0.5	0.0438	0.0335	0.0335	0.0332	0.0298	0.0206	0.0223	0.0131	0.0170	0.0200	0.0335	0.0546
TSS (mg/L)	15	0.50	0.50	0.50	1.30	5.25	3.50	3.25	0.75	1.80	1.88	3.00	3.70
Ra-226 (Bq/L)	0.37	0.0010	0.0010	0.0055	0.0030	0.0025	NMR	0.0025	0.0025	NMR	0.0200	NMR	NMR
pH low	≥6.0	7.4	7.5	7.4	7.0	7.1	6.7	7.0	7.3	7.4	6.5	7.3	7.1
pH high	≤9.5	7.5	7.7	7.6	7.6	7.4	7.4	7.4	7.5	7.5	7.5	7.4	7.5
Flow (m ³ /month)	—	75 948	47 919	45 356	233 928	296 443	170 467	104 526	118 928	120 298	210 087	101 162	56 673
Rainbow Trout	Pass	1	-	2	1	1	1	1	1	1	1	1	1
Acute Lethality Test	Fail	-	1	-	-	-	-	-	-	-	-	-	-
Daphnia magna	Pass	1	1	2	1	1	1	1	1	1	1	1	1
Monitoring Test	Fail	-	-	-	-	-	-	-	-	-	-	-	-
Comments:													
Notes: ND: No Deposit Highlighted data indicate that a monthly effluent quality standard was exceeded for that month. A "Pass" for the <i>Daphnia magna</i> monitoring test is not a requirement.													
NMR: No Measurement Required Pass: ≤50% Mortality Fail: >50% Mortality													

Metal Mining Effluent Regulations (MMER) 2009 Effluent Compliance

Mine/Mill Name	Totten Mine												
Operator Name	Vale Inco Ltd.												
Product(s)	Nickel-Copper and Precious Metals												
Address	6 C. Johnson Road, Worthington, Ontario P0M3H0												
Effluent Discharge Point	Totten Discharge												
Parameters	Limits	Jan.	Feb.	March	April	May	June	July	Aug.	Sep.	Oct.	Nov.	Dec.
As (mg/L)	0.5	0.0010	0.0010	0.0010	0.0010	0.0010	0.0010	0.0012	0.0010	ND	0.0010	0.0010	0.0010
Cu (mg/L)	0.3	0.0033	0.0010	0.0010	0.0068	0.0010	0.0055	0.0035	0.0033	ND	0.0010	0.0010	0.0010
CN (mg/L)	1.0	NMR	NMR	NMR	NMR	NMR	NMR	NMR	NMR	ND	NMR	NMR	NMR
Pb (mg/L)	0.2	0.0150	0.0150	0.0150	0.0150	0.0150	0.0150	0.0063	0.0150	ND	0.0150	0.0150	0.0150
Ni (mg/L)	0.5	0.0690	0.1260	0.0798	0.0622	0.0183	0.0290	0.0162	0.0077	ND	0.0365	0.0283	0.0412
Zn (mg/L)	0.5	0.0093	0.0050	0.0143	0.0088	0.0050	0.0050	0.0036	0.0050	ND	0.0050	0.0090	0.0050
TSS (mg/L)	15	5.78	3.85	4.70	8.00	3.65	3.35	1.64	1.00	ND	1.53	2.90	1.20
Ra-226 (Bq/L)	0.37	0.0080	NMR	NMR	0.0010	NMR	NMR	0.0050	NMR	ND	0.0020	NMR	NMR
pH low	≥6.0	6.5	6.5	6.4	6.4	7.4	7.4	6.8	7.3	ND	7.2	7.5	7.0
pH high	≤9.5	6.7	6.8	6.8	6.8	7.6	7.8	7.4	8.0	ND	7.6	7.6	7.6
Flow (m ³ /month)	—	69 227	67 374	89 795	140 252	108 121	65 172	64 487	43 053	ND	18 690	41 568	43 772
Rainbow Trout	Pass	1	NMR	NMR	1	NMR	NMR	1	NMR	ND	1	NMR	NMR
Acute Lethality Test	Fail	-	-	-	-	-	-	-	-	-	-	-	-
<i>Daphnia magna</i>	Pass	1	NMR	NMR	1	NMR	NMR	1	NMR	ND	1	NMR	NMR
Monitoring Test	Fail	-	-	-	-	-	-	-	-	-	-	-	-
Comments:													

Notes: ND: No Deposit
 Highlighted data indicate that a monthly effluent quality standard was exceeded for that month.
 A "Pass" for the *Daphnia magna* monitoring test is not a requirement.

NMR: No Measurement Required Pass: ≤50% Mortality Fail: >50% Mortality

Metal Mining Effluent Regulations (MMER) 2009 Effluent Compliance

Mine/Mill Name	Troilus												
Operator Name	Corporation minière Inmet												
Product(s)	Gold-Copper												
Address	P.O. Box 8700, Chibougamau, Quebec G8P 3A9												
Effluent Discharge Point	BS-1												
Parameters	Limits	Jan.	Feb.	March	April	May	June	July	Aug.	Sep.	Oct.	Nov.	Dec.
As (mg/L)	0.5	ND	ND	ND	ND	ND	ND	ND	ND	ND	ND	ND	ND
Cu (mg/L)	0.3	ND	ND	ND	ND	ND	ND	ND	ND	ND	ND	ND	ND
CN (mg/L)	1.0	ND	ND	ND	ND	ND	ND	ND	ND	ND	ND	ND	ND
Pb (mg/L)	0.2	ND	ND	ND	ND	ND	ND	ND	ND	ND	ND	ND	ND
Ni (mg/L)	0.5	ND	ND	ND	ND	ND	ND	ND	ND	ND	ND	ND	ND
Zn (mg/L)	0.5	ND	ND	ND	ND	ND	ND	ND	ND	ND	ND	ND	ND
TSS (mg/L)	15	ND	ND	ND	ND	ND	ND	ND	ND	ND	ND	ND	ND
Ra-226 (Bq/L)	0.37	ND	ND	ND	ND	ND	ND	ND	ND	ND	ND	ND	ND
pH low	≥6.0	ND	ND	ND	ND	ND	ND	ND	ND	ND	ND	ND	ND
pH high	≤9.5	ND	ND	ND	ND	ND	ND	ND	ND	ND	ND	ND	ND
Flow (m ³ /month)	—	ND	ND	ND	ND	ND	ND	ND	ND	ND	ND	ND	ND
Rainbow Trout	Pass	ND	ND	ND	ND	ND	ND	ND	ND	ND	ND	ND	ND
Acute Lethality Test	Fail	-	-	-	-	-	-	-	-	-	-	-	-
<i>Daphnia magna</i>	Pass	ND	ND	ND	ND	ND	ND	ND	ND	ND	ND	ND	ND
Monitoring Test	Fail	-	-	-	-	-	-	-	-	-	-	-	-
Comments:													
Notes: ND: No Deposit NMR: No Measurement Required Pass: ≤50% Mortality Fail: >50% Mortality Highlighted data indicate that a monthly effluent quality standard was exceeded for that month. A "Pass" for the <i>Daphnia magna</i> monitoring test is not a requirement.													

Metal Mining Effluent Regulations (MMER) 2009 Effluent Compliance

Mine/Mill Name	Troilus												
Operator Name	Corporation minière Inmet												
Product(s)	Gold-Copper												
Address	P.O. Box 8700, Chibougamau, Quebec G8P 3A9												
Effluent Discharge Point	BS-2												
Parameters	Limits	Jan.	Feb.	March	April	May	June	July	Aug.	Sep.	Oct.	Nov.	Dec.
As (mg/L)	0.5	ND	ND	ND	0.0045	ND	ND	ND	ND	ND	ND	ND	ND
Cu (mg/L)	0.3	ND	ND	ND	0.0228	ND	ND	ND	ND	ND	ND	ND	ND
CN (mg/L)	1.0	ND	ND	ND	0.0025	ND	ND	ND	ND	ND	ND	ND	ND
Pb (mg/L)	0.2	ND	ND	ND	0.0003	ND	ND	ND	ND	ND	ND	ND	ND
Ni (mg/L)	0.5	ND	ND	ND	0.0071	ND	ND	ND	ND	ND	ND	ND	ND
Zn (mg/L)	0.5	ND	ND	ND	0.1050	ND	ND	ND	ND	ND	ND	ND	ND
TSS (mg/L)	15	ND	ND	ND	3.00	ND	ND	ND	ND	ND	ND	ND	ND
Ra-226 (Bq/L)	0.37	ND	ND	ND	0.0180	ND	ND	ND	ND	ND	ND	ND	ND
pH low	≥6.0	ND	ND	ND	6.9	ND	ND	ND	ND	ND	ND	ND	ND
pH high	≤9.5	ND	ND	ND	6.9	ND	ND	ND	ND	ND	ND	ND	ND
Flow (m ³ /month)	—	ND	ND	ND	35 718	ND	ND	ND	ND	ND	ND	ND	ND
Rainbow Trout	Pass	ND	ND	ND	-	ND	ND	ND	ND	ND	ND	ND	ND
Acute Lethality Test	Fail	-	-	-	-	-	-	-	-	-	-	-	-
<i>Daphnia magna</i>	Pass	ND	ND	ND	-	ND	ND	ND	ND	ND	ND	ND	ND
Monitoring Test	Fail	-	-	-	-	-	-	-	-	-	-	-	-
Comments:	No toxicity test results were provided for April.												
Notes: ND: No Deposit Highlighted data indicate that a monthly effluent quality standard was exceeded for that month. A "Pass" for the <i>Daphnia magna</i> monitoring test is not a requirement.	NMR: No Measurement Required			Pass: ≤50% Mortality			Fail: >50% Mortality						

Metal Mining Effluent Regulations (MMER) 2009 Effluent Compliance

Mine/Mill Name	Troilus												
Operator Name	Corporation minière Inmet												
Product(s)	Gold-Copper												
Address	P.O. Box 8700, Chibougamau, Quebec G8P 3A9												
Effluent Discharge Point	PR-1												
Parameters	Limits	Jan.	Feb.	March	April	May	June	July	Aug.	Sept.	Oct.	Nov.	Dec.
As (mg/L)	0.5	NMR	NMR	0.0058	NMR	NMR	0.0003	NMR	0.0003	NMR	0.0003	NMR	NMR
Cu (mg/L)	0.3	NMR	NMR	0.0016	NMR	NMR	0.0033	NMR	0.0035	NMR	0.0045	NMR	NMR
CN (mg/L)	1.0	0.0056	0.0025	0.0065	0.0030	0.0060	0.0049	0.0133	0.0356	0.0073	0.0068	0.0441	0.0090
Pb (mg/L)	0.2	NMR	NMR	0.0003	NMR	NMR	0.0003	NMR	0.0003	NMR	0.0003	NMR	NMR
Ni (mg/L)	0.5	NMR	NMR	0.0105	NMR	NMR	0.0057	NMR	0.0062	NMR	0.0076	NMR	NMR
Zn (mg/L)	0.5	0.0039	0.0083	0.0073	0.0090	NMR	0.0050	NMR	0.0005	NMR	0.0040	NMR	NMR
TSS (mg/L)	15	8.75	4.38	7.00	9.40	9.75	4.75	4.75	3.10	3.00	4.13	6.40	8.75
Ra-226 (Bq/L)	0.37	NMR	NMR	0.0020	NMR	NMR	0.0050	NMR	0.0020	NMR	0.0040	NMR	NMR
pH low	≥6.0	6.5	6.9	6.3	6.3	6.5	6.5	6.8	6.6	7.1	7.0	6.7	6.4
pH high	≤9.5	7.3	7.1	6.7	7.0	6.9	7.1	7.3	7.5	7.5	7.7	7.0	6.8
Flow (m ³ /month)	—	492 972	13 440	491 037	585 819	818 218	865 974	742 856	371 058	14 400	248 540	495 389	721 461
Rainbow Trout	Pass	NMR	NMR	1	NMR	NMR	1	NMR	1	NMR	1	NMR	NMR
Acute Lethality Test	Fail	-	-	-	-	-	-	-	-	-	-	-	-
<i>Daphnia magna</i>	Pass	NMR	NMR	1	NMR	NMR	1	NMR	1	NMR	1	NMR	NMR
Monitoring Test	Fail	-	-	-	-	-	-	-	-	-	-	-	-
Comments:													
Notes: ND: No Deposit Highlighted data indicate that a monthly effluent quality standard was exceeded for that month. A "Pass" for the <i>Daphnia magna</i> monitoring test is not a requirement.													
NMR: No Measurement Required Pass: ≤50% Mortality Fail: >50% Mortality													

Metal Mining Effluent Regulations (MMER) 2009 Effluent Compliance

Mine/Mill Name	Troilus												
Operator Name	Corporation minière Inmet												
Product(s)	Gold-Copper												
Address	P.O. Box 8700, Chibougamau, Quebec G8P 3A9												
Effluent Discharge Point	PR-2												
Parameters	Limits	Jan.	Feb.	March	April	May	June	July	Aug.	Sept.	Oct.	Nov.	Dec.
As (mg/L)	0.5	NMR	NMR	0.0003	NMR	NMR	0.0003	NMR	0.0003	NMR	0.0003	NMR	NMR
Cu (mg/L)	0.3	NMR	NMR	0.0003	NMR	NMR	0.0015	NMR	0.0020	NMR	0.0028	NMR	NMR
CN (mg/L)	1.0	NMR	NMR	0.0090	NMR	NMR	0.0080	NMR	0.0170	NMR	0.0025	NMR	NMR
Pb (mg/L)	0.2	NMR	NMR	0.0003	NMR	NMR	0.0003	NMR	0.0003	NMR	0.0012	NMR	NMR
Ni (mg/L)	0.5	NMR	NMR	0.0026	NMR	NMR	0.0042	NMR	0.0035	NMR	0.0041	NMR	NMR
Zn (mg/L)	0.5	NMR	NMR	0.0120	NMR	NMR	0.0070	NMR	0.0005	NMR	0.0050	NMR	NMR
TSS (mg/L)	15	5.38	11.25	6.50	9.00	6.25	5.00	6.50	3.60	4.25	3.38	2.40	3.00
Ra-226 (Bq/L)	0.37	0.0508	0.0580	0.0528	0.0450	0.0518	0.0585	0.0465	0.0544	0.0473	0.0408	0.0396	0.0400
pH low	≥6.0	7.0	7.0	6.8	6.5	6.9	6.9	6.9	6.8	7.0	7.0	7.2	7.0
pH high	≤9.5	7.3	7.1	7.3	7.0	7.2	7.5	7.3	7.4	7.4	7.5	7.6	7.3
Flow (m ³ /month)	—	71 755	61 965	69 999	98 139	85 104	68 463	66 648	69 777	68 148	69 337	68 354	65 694
Rainbow Trout	Pass	NMR	NMR	1	NMR	NMR	1	NMR	1	NMR	1	NMR	NMR
Acute Lethality Test	Fail	-	-	-	-	-	-	-	-	-	-	-	-
<i>Daphnia magna</i>	Pass	NMR	NMR	1	NMR	NMR	1	NMR	1	NMR	1	NMR	NMR
Monitoring Test	Fail	-	-	-	-	-	-	-	-	-	-	-	-
Comments:													
Notes: ND: No Deposit NMR: No Measurement Required Pass: ≤50% Mortality Fail: >50% Mortality Highlighted data indicate that a monthly effluent quality standard was exceeded for that month. A "Pass" for the <i>Daphnia magna</i> monitoring test is not a requirement.													

Metal Mining Effluent Regulations (MMER) 2009 Effluent Compliance

Mine/Mill Name	Troilus												
Operator Name	Corporation minière Inmet												
Product(s)	Gold-Copper												
Address	P.O. Box 8700, Chibougamau, Quebec G8P 3A9												
Effluent Discharge Point	PR-5												
Parameters	Limits	Jan.	Feb.	March	April	May	June	July	Aug.	Sept.	Oct.	Nov.	Dec.
As (mg/L)	0.5	-	ND	ND	NMR	NMR	0.0003	NMR	0.0003	NMR	0.0003	NMR	NMR
Cu (mg/L)	0.3	-	ND	ND	NMR	NMR	0.0023	NMR	0.0026	NMR	0.0028	NMR	NMR
CN (mg/L)	1.0	NMR	ND	ND	NMR	NMR	0.0140	NMR	0.0050	NMR	0.0025	NMR	NMR
Pb (mg/L)	0.2	-	ND	ND	NMR	NMR	0.0003	NMR	0.0003	NMR	0.0024	NMR	NMR
Ni (mg/L)	0.5	-	ND	ND	NMR	NMR	0.0038	NMR	0.0032	NMR	0.0041	NMR	NMR
Zn (mg/L)	0.5	-	ND	ND	NMR	NMR	0.0040	NMR	0.0005	NMR	0.0040	NMR	NMR
TSS (mg/L)	15	7.00	ND	ND	0.50	2.88	3.00	3.00	2.30	4.75	4.00	4.20	4.50
Ra-226 (Bq/L)	0.37	0.0253	ND	ND	0.0150	0.0245	0.0275	0.0270	0.0236	0.0285	0.0250	0.0258	0.0260
pH low	≥6.0	7.1	ND	ND	7.0	7.0	6.9	7.0	6.9	7.0	7.1	7.1	7.0
pH high	≤9.5	7.2	ND	ND	7.0	7.4	7.3	7.3	7.4	7.4	7.6	7.4	7.4
Flow (m ³ /month)	—	18 600	ND	ND	3 204	20 988	20 592	22 843	19 737	17 136	18 901	19 125	19 047
Rainbow Trout	Pass	-	ND	ND	NMR	NMR	1	NMR	1	NMR	1	NMR	NMR
Acute Lethality Test	Fail	-	-	-	-	-	-	-	-	-	-	-	-
<i>Daphnia magna</i>	Pass	-	ND	ND	NMR	NMR	1	NMR	1	NMR	1	NMR	NMR
Monitoring Test	Fail	-	-	-	-	-	-	-	-	-	-	-	-
Comments:	Test results for As, Cu, Pb, Ni, Zn and toxicity were not provided for the first quarter.												
Notes:	ND: No Deposit NMR: No Measurement Required Highlighted data indicate that a monthly effluent quality standard was exceeded for that month. A "Pass" for the <i>Daphnia magna</i> monitoring test is not a requirement.												
	Pass: ≤50% Mortality											Fail: >50% Mortality	

Metal Mining Effluent Regulations (MMER) 2009 Effluent Compliance

Mine/Mill Name	Troilus												
Operator Name	Corporation minière Inmet												
Product(s)	Gold-Copper												
Address	P.O. Box 8700, Chibougamau, Quebec G8P 3A9												
Effluent Discharge Point	PR-6												
Parameters	Limits	Jan.	Feb.	March	April	May	June	July	Aug.	Sept.	Oct.	Nov.	Dec.
As (mg/L)	0.5	NMR	NMR	0.0097	NMR	NMR	0.0003	NMR	0.0003	NMR	0.0003	NMR	NMR
Cu (mg/L)	0.3	NMR	NMR	0.0015	NMR	NMR	0.0018	NMR	0.0018	NMR	0.0018	NMR	NMR
CN (mg/L)	1.0	NMR	NMR	0.0100	NMR	NMR	0.0080	NMR	0.0070	NMR	0.0210	NMR	NMR
Pb (mg/L)	0.2	NMR	NMR	0.0003	NMR	NMR	0.0003	NMR	0.0003	NMR	0.0003	NMR	NMR
Ni (mg/L)	0.5	NMR	NMR	0.0027	NMR	NMR	0.0053	NMR	0.0047	NMR	0.0051	NMR	NMR
Zn (mg/L)	0.5	NMR	NMR	0.0190	NMR	NMR	0.0160	NMR	0.0005	NMR	0.0070	NMR	NMR
TSS (mg/L)	15	7.13	8.25	6.25	3.70	2.13	4.25	4.00	3.40	3.25	3.00	3.40	4.00
Ra-226 (Bq/L)	0.37	0.0575	0.0563	0.0480	0.0576	0.0378	0.0433	0.0353	0.0426	0.0400	0.0423	0.0396	0.0440
pH low	≥6.0	7.1	7.0	6.9	6.9	7.0	7.1	7.0	6.9	7.1	7.0	7.1	7.0
pH high	≤9.5	7.2	7.2	7.3	7.2	7.5	7.3	7.3	7.4	7.2	7.4	7.4	7.2
Flow (m ³ /month)	—	8 221	6 468	3 956	8 401	8 563	7 734	7 540	7 343	7 200	5 960	6 127	6 015
Rainbow Trout	Pass	NMR	NMR	1	NMR	NMR	1	NMR	1	NMR	1	NMR	NMR
Acute Lethality Test	Fail	-	-	-	-	-	-	-	-	-	-	-	-
<i>Daphnia magna</i>	Pass	NMR	NMR	1	NMR	NMR	1	NMR	1	NMR	1	NMR	NMR
Monitoring Test	Fail	-	-	-	-	-	-	-	-	-	-	-	-
Comments:													

Notes: ND: No Deposit
 Highlighted data indicate that a monthly effluent quality standard was exceeded for that month.
 A "Pass" for the *Daphnia magna* monitoring test is not a requirement.

NMR: No Measurement Required Pass: ≤50% Mortality Fail: >50% Mortality

Metal Mining Effluent Regulations (MMER) 2009 Effluent Compliance

Mine/Mill Name	Troilus												
Operator Name	Corporation minière Inmet												
Product(s)	Gold-Copper												
Address	P.O. Box 8700, Chibougamau, Quebec G8P 3A9												
Effluent Discharge Point	PR-7												
Parameters	Limits	Jan.	Feb.	March	April	May	June	July	Aug.	Sept.	Oct.	Nov.	Dec.
As (mg/L)	0.5	NMR	NMR	0.0073	NMR	NMR	0.0003	NMR	0.0003	NMR	0.0003	NMR	NMR
Cu (mg/L)	0.3	NMR	NMR	0.0003	NMR	NMR	0.0008	NMR	0.0005	NMR	0.0012	NMR	NMR
CN (mg/L)	1.0	NMR	NMR	0.0090	NMR	NMR	0.0080	NMR	0.1010	NMR	0.0090	NMR	NMR
Pb (mg/L)	0.2	NMR	NMR	0.0003	NMR	NMR	0.0003	NMR	0.0003	NMR	0.0003	NMR	NMR
Ni (mg/L)	0.5	NMR	NMR	0.0034	NMR	NMR	0.0058	NMR	0.0048	NMR	0.0063	NMR	NMR
Zn (mg/L)	0.5	NMR	NMR	0.0040	NMR	NMR	0.0050	NMR	0.0005	NMR	0.0010	NMR	NMR
TSS (mg/L)	15	4.75	9.75	5.00	10.00	8.75	9.63	14.25	9.40	11.00	5.63	1.90	6.50
Ra-226 (Bq/L)	0.37	0.0745	0.0788	0.0778	0.0756	0.0690	0.0790	0.0673	0.0730	0.0668	0.0635	0.0596	0.0658
pH low	≥6.0	6.6	6.5	6.5	6.5	6.4	6.5	6.4	6.3	6.5	6.6	6.7	6.7
pH high	≤9.5	6.8	6.7	6.7	7.2	6.7	6.7	6.6	6.8	7.2	6.9	6.9	6.8
Flow (m ³ /month)	—	4 408	3 923	4 278	5 558	4 674	4 755	4 763	5 244	4 644	4 181	4 858	4 152
Rainbow Trout	Pass	NMR	NMR	1	NMR	NMR	1	NMR	1	NMR	1	NMR	NMR
Acute Lethality Test	Fail	-	-	-	-	-	-	-	-	-	-	-	-
<i>Daphnia magna</i>	Pass	NMR	NMR	-	NMR	NMR	1	NMR	1	NMR	1	NMR	NMR
Monitoring Test	Fail	-	-	1	-	-	-	-	-	-	-	-	-
Comments:													
Notes: ND: No Deposit Highlighted data indicate that a monthly effluent quality standard was exceeded for that month. A "Pass" for the <i>Daphnia magna</i> monitoring test is not a requirement.													
NMR: No Measurement Required Pass: ≤50% Mortality Fail: >50% Mortality													

Metal Mining Effluent Regulations (MMER) 2009 Effluent Compliance

Mine/Mill Name	Trout Lake Mine												
Operator Name	Hudson Bay Mining and Smelting Co. Ltd.												
Product(s)	Copper-Zinc-Gold-Silver												
Address	P.O. Box 1500, Flin Flon, Manitoba R8A 1N9												
Effluent Discharge Point	Trout Lake Surface Sump Discharge												
Parameters	Limits	Jan.	Feb.	March	April	May	June	July	Aug.	Sep.	Oct.	Nov.	Dec.
As (mg/L)	0.5	0.0020	0.0020	0.0020	ND	ND	0.0016	0.0020	0.0019	0.0017	0.0018	0.0023	0.0022
Cu (mg/L)	0.3	0.0319	0.0262	0.0240	ND	ND	0.0261	0.0304	0.0316	0.0212	0.0248	0.0245	0.0255
CN (mg/L)	1.0	NMR	NMR	NMR	ND	ND	NMR	NMR	NMR	NMR	NMR	NMR	NMR
Pb (mg/L)	0.2	0.0123	0.0177	0.0150	ND	ND	0.0176	0.0073	0.0065	0.0053	0.0086	0.0053	0.0096
Ni (mg/L)	0.5	0.0093	0.0120	0.0130	ND	ND	0.0100	0.0085	0.0080	0.0083	0.0106	0.0088	0.0082
Zn (mg/L)	0.5	0.1188	0.1406	0.1276	ND	ND	0.2259	0.1469	0.2180	0.1305	0.0616	0.0748	0.1219
TSS (mg/L)	15	1.43	0.45	0.45	ND	ND	6.40	7.70	6.10	3.81	3.82	2.50	6.04
Ra-226 (Bq/L)	0.37	0.0550	0.0967	0.1000	ND	ND	0.1800	0.1100	0.1000	0.0875	0.1440	0.1625	0.2200
pH low	≥6.0	6.8	8.3	8.2	ND	ND	7.8	7.4	7.2	7.2	7.7	7.8	7.3
pH high	≤9.5	8.7	8.7	8.2	ND	ND	8.6	8.2	8.3	7.6	8.4	8.0	8.1
Flow (m ³ /month)	—	15 700	5 900	3 600	ND	ND	32 800	41 000	42 800	32 200	20 400	24 100	25 900
Rainbow Trout	Pass	1	1	-	ND	ND	2	1	1	1	1	1	1
Acute Lethality Test	Fail	1	1	-	-	-	-	-	-	-	-	-	-
<i>Daphnia magna</i>	Pass	-	-	-	ND	ND	-	-	-	-	-	-	-
Monitoring Test	Fail	2	2	-	-	-	2	1	1	1	1	1	1
Comments:	No toxicity test results were provided for March.												

Notes: ND: No Deposit NMR: No Measurement Required Pass: ≤50% Mortality Fail: >50% Mortality
 Highlighted data indicate that a monthly effluent quality standard was exceeded for that month.
 A "Pass" for the *Daphnia magna* monitoring test is not a requirement.

Metal Mining Effluent Regulations (MMER) 2009 Effluent Compliance

Mine/Mill Name	Voisey's Bay Mine – Mill												
Operator Name	Vale Inco Ltd.												
Product(s)	Nickel-Copper-Cobalt												
Address	Suite 700, Baine Johnston Centre, 10 Fort William Place, St. John's, Newfoundland and Labrador A1C1K4												
Effluent Discharge Point	Port Site Sedimentation Pond												
Parameters	Limits	Jan.	Feb.	March	April	May	June	July	Aug.	Sep.	Oct.	Nov.	Dec.
As (mg/L)	0.5	ND	ND	ND	ND	ND	ND	0.0010	ND	ND	ND	ND	ND
Cu (mg/L)	0.3	ND	ND	ND	ND	ND	ND	0.0010	ND	ND	ND	ND	ND
CN (mg/L)	1.0	ND	ND	ND	ND	ND	ND	NMR	ND	ND	ND	ND	ND
Pb (mg/L)	0.2	ND	ND	ND	ND	ND	ND	0.0003	ND	ND	ND	ND	ND
Ni (mg/L)	0.5	ND	ND	ND	ND	ND	ND	0.1500	ND	ND	ND	ND	ND
Zn (mg/L)	0.5	ND	ND	ND	ND	ND	ND	0.0025	ND	ND	ND	ND	ND
TSS (mg/L)	15	ND	ND	ND	ND	ND	ND	0.50	ND	ND	ND	ND	ND
Ra-226 (Bq/L)	0.37	ND	ND	ND	ND	ND	ND	0.0025	ND	ND	ND	ND	ND
pH low	≥6.0	ND	ND	ND	ND	ND	ND	6.9	ND	ND	ND	ND	ND
pH high	≤9.5	ND	ND	ND	ND	ND	ND	6.9	ND	ND	ND	ND	ND
Flow (m ³ /month)	—	ND	ND	ND	ND	ND	ND	3 900	ND	ND	ND	ND	ND
Rainbow Trout	Pass	ND	ND	ND	ND	ND	ND	1	ND	ND	ND	ND	ND
Acute Lethality Test	Fail	-	-	-	-	-	-	-	-	-	-	-	-
<i>Daphnia magna</i>	Pass	ND	ND	ND	ND	ND	ND	1	ND	ND	ND	ND	ND
Monitoring Test	Fail	-	-	-	-	-	-	-	-	-	-	-	-
Comments:													
Notes: ND: No Deposit Highlighted data indicate that a monthly effluent quality standard was exceeded for that month. A "Pass" for the <i>Daphnia magna</i> monitoring test is not a requirement.													
NMR: No Measurement Required Pass: ≤50% Mortality Fail: >50% Mortality													

Metal Mining Effluent Regulations (MMER) 2009 Effluent Compliance

Mine/Mill Name	Voisey's Bay Mine – Mill												
Operator Name	Vale Inco Ltd.												
Product(s)	Nickel-Copper-Cobalt												
Address	Suite 700, Baine Johnston Centre, 10 Fort William Place, St. John's, Newfoundland and Labrador A1C1K4												
Effluent Discharge Point	Sedimentation Pond A Discharge												
Parameters	Limits	Jan.	Feb.	March	April	May	June	July	Aug.	Sep.	Oct.	Nov.	Dec.
As (mg/L)	0.5	ND	ND	ND	ND	ND	ND	ND	ND	ND	ND	ND	ND
Cu (mg/L)	0.3	ND	ND	ND	ND	ND	ND	ND	ND	ND	ND	ND	ND
CN (mg/L)	1.0	ND	ND	ND	ND	ND	ND	ND	ND	ND	ND	ND	ND
Pb (mg/L)	0.2	ND	ND	ND	ND	ND	ND	ND	ND	ND	ND	ND	ND
Ni (mg/L)	0.5	ND	ND	ND	ND	ND	ND	ND	ND	ND	ND	ND	ND
Zn (mg/L)	0.5	ND	ND	ND	ND	ND	ND	ND	ND	ND	ND	ND	ND
TSS (mg/L)	15	ND	ND	ND	ND	ND	ND	ND	ND	ND	ND	ND	ND
Ra-226 (Bq/L)	0.37	ND	ND	ND	ND	ND	ND	ND	ND	ND	ND	ND	ND
pH low	≥6.0	ND	ND	ND	ND	ND	ND	ND	ND	ND	ND	ND	ND
pH high	≤9.5	ND	ND	ND	ND	ND	ND	ND	ND	ND	ND	ND	ND
Flow (m ³ /month)	—	ND	ND	ND	ND	ND	ND	ND	ND	ND	ND	ND	ND
Rainbow Trout	Pass	ND	ND	ND	ND	ND	ND	ND	ND	ND	ND	ND	ND
Acute Lethality Test	Fail	-	-	-	-	-	-	-	-	-	-	-	-
<i>Daphnia magna</i>	Pass	ND	ND	ND	ND	ND	ND	ND	ND	ND	ND	ND	ND
Monitoring Test	Fail	-	-	-	-	-	-	-	-	-	-	-	-
Comments:	No annual report was submitted. The annual report was completed from the quarterly reports.												
Notes:	ND: No Deposit Highlighted data indicate that a monthly effluent quality standard was exceeded for that month. A "Pass" for the <i>Daphnia magna</i> monitoring test is not a requirement.												
	NMR: No Measurement Required Pass: ≤50% Mortality Fail: >50% Mortality												

Metal Mining Effluent Regulations (MMER) 2009 Effluent Compliance

Mine/Mill Name	Voisey's Bay Mine – Mill												
Operator Name	Vale Inco Ltd.												
Product(s)	Nickel-Copper-Cobalt												
Address	Suite 700, Baine Johnston Centre, 10 Fort William Place, St. John's, Newfoundland and Labrador A1C1K4												
Effluent Discharge Point	Sedimentation Pond B												
Parameters	Limits	Jan.	Feb.	March	April	May	June	July	Aug.	Sep.	Oct.	Nov.	Dec.
As (mg/L)	0.5	ND	ND	ND	ND	ND	ND	ND	ND	ND	ND	ND	ND
Cu (mg/L)	0.3	ND	ND	ND	ND	ND	ND	ND	ND	ND	ND	ND	ND
CN (mg/L)	1.0	ND	ND	ND	ND	ND	ND	ND	ND	ND	ND	ND	ND
Pb (mg/L)	0.2	ND	ND	ND	ND	ND	ND	ND	ND	ND	ND	ND	ND
Ni (mg/L)	0.5	ND	ND	ND	ND	ND	ND	ND	ND	ND	ND	ND	ND
Zn (mg/L)	0.5	ND	ND	ND	ND	ND	ND	ND	ND	ND	ND	ND	ND
TSS (mg/L)	15	ND	ND	ND	ND	ND	ND	ND	ND	ND	ND	ND	ND
Ra-226 (Bq/L)	0.37	ND	ND	ND	ND	ND	ND	ND	ND	ND	ND	ND	ND
pH low	≥6.0	ND	ND	ND	ND	ND	ND	ND	ND	ND	ND	ND	ND
pH high	≤9.5	ND	ND	ND	ND	ND	ND	ND	ND	ND	ND	ND	ND
Flow (m ³ /month)	—	ND	ND	ND	ND	ND	ND	ND	ND	ND	ND	ND	ND
Rainbow Trout	Pass	ND	ND	ND	ND	ND	ND	ND	ND	ND	ND	ND	ND
Acute Lethality Test	Fail	-	-	-	-	-	-	-	-	-	-	-	-
<i>Daphnia magna</i>	Pass	ND	ND	ND	ND	ND	ND	ND	ND	ND	ND	ND	ND
Monitoring Test	Fail	-	-	-	-	-	-	-	-	-	-	-	-
Comments:	No annual report was submitted. The annual report was completed from the quarterly reports.												
Notes: ND: No Deposit Highlighted data indicate that a monthly effluent quality standard was exceeded for that month. A "Pass" for the <i>Daphnia magna</i> monitoring test is not a requirement.	NMR: No Measurement Required			Pass: ≤50% Mortality			Fail: >50% Mortality						

Metal Mining Effluent Regulations (MMER) 2009 Effluent Compliance

Mine/Mill Name	Voisey's Bay Mine – Mill												
Operator Name	Vale Inco Ltd.												
Product(s)	Nickel-Copper-Cobalt												
Address	Suite 700, Baine Johnston Centre, 10 Fort William Place, St. John's, Newfoundland and Labrador A1C1K4												
Effluent Discharge Point	South of Ovoid Final Discharge Point												
Parameters	Limits	Jan.	Feb.	March	April	May	June	July	Aug.	Sep.	Oct.	Nov.	Dec.
As (mg/L)	0.5	ND	ND	ND	ND	ND	ND	ND	ND	ND	ND	ND	ND
Cu (mg/L)	0.3	ND	ND	ND	ND	ND	ND	ND	ND	ND	ND	ND	ND
CN (mg/L)	1.0	ND	ND	ND	ND	ND	ND	ND	ND	ND	ND	ND	ND
Pb (mg/L)	0.2	ND	ND	ND	ND	ND	ND	ND	ND	ND	ND	ND	ND
Ni (mg/L)	0.5	ND	ND	ND	ND	ND	ND	ND	ND	ND	ND	ND	ND
Zn (mg/L)	0.5	ND	ND	ND	ND	ND	ND	ND	ND	ND	ND	ND	ND
TSS (mg/L)	15	ND	ND	ND	ND	ND	ND	ND	ND	ND	ND	ND	ND
Ra-226 (Bq/L)	0.37	ND	ND	ND	ND	ND	ND	ND	ND	ND	ND	ND	ND
pH low	≥6.0	ND	ND	ND	ND	ND	ND	ND	ND	ND	ND	ND	ND
pH high	≤9.5	ND	ND	ND	ND	ND	ND	ND	ND	ND	ND	ND	ND
Flow (m ³ /month)	—	ND	ND	ND	ND	ND	ND	ND	ND	ND	ND	ND	ND
Rainbow Trout	Pass	ND	ND	ND	ND	ND	ND	ND	ND	ND	ND	ND	ND
Acute Lethality Test	Fail	-	-	-	-	-	-	-	-	-	-	-	-
<i>Daphnia magna</i>	Pass	ND	ND	ND	ND	ND	ND	ND	ND	ND	ND	ND	ND
Monitoring Test	Fail	-	-	-	-	-	-	-	-	-	-	-	-
Comments:	No annual report was submitted. The annual report was completed from the quarterly reports.												
Notes:	ND: No Deposit Highlighted data indicate that a monthly effluent quality standard was exceeded for that month. A "Pass" for the <i>Daphnia magna</i> monitoring test is not a requirement.												
	NMR: No Measurement Required Pass: ≤50% Mortality Fail: >50% Mortality												

Metal Mining Effluent Regulations (MMER) 2009 Effluent Compliance

Mine/Mill Name	Voisey's Bay Mine – Mill												
Operator Name	Vale Inco Ltd.												
Product(s)	Nickel-Copper-Cobalt												
Address	Suite 700, Baine Johnston Centre, 10 Fort William Place, St. John's, Newfoundland and Labrador A1C1K4												
Effluent Discharge Point	South Sedimentation Pond												
Parameters	Limits	Jan.	Feb.	March	April	May	June	July	Aug.	Sep.	Oct.	Nov.	Dec.
As (mg/L)	0.5	ND	ND	ND	ND	ND	ND	ND	ND	ND	ND	ND	ND
Cu (mg/L)	0.3	ND	ND	ND	ND	ND	ND	ND	ND	ND	ND	ND	ND
CN (mg/L)	1.0	ND	ND	ND	ND	ND	ND	ND	ND	ND	ND	ND	ND
Pb (mg/L)	0.2	ND	ND	ND	ND	ND	ND	ND	ND	ND	ND	ND	ND
Ni (mg/L)	0.5	ND	ND	ND	ND	ND	ND	ND	ND	ND	ND	ND	ND
Zn (mg/L)	0.5	ND	ND	ND	ND	ND	ND	ND	ND	ND	ND	ND	ND
TSS (mg/L)	15	ND	ND	ND	ND	ND	ND	ND	ND	ND	ND	ND	ND
Ra-226 (Bq/L)	0.37	ND	ND	ND	ND	ND	ND	ND	ND	ND	ND	ND	ND
pH low	≥6.0	ND	ND	ND	ND	ND	ND	ND	ND	ND	ND	ND	ND
pH high	≤9.5	ND	ND	ND	ND	ND	ND	ND	ND	ND	ND	ND	ND
Flow (m ³ /month)	—	ND	ND	ND	ND	ND	ND	ND	ND	ND	ND	ND	ND
Rainbow Trout	Pass	ND	ND	ND	ND	ND	ND	ND	ND	ND	ND	ND	ND
Acute Lethality Test	Fail	-	-	-	-	-	-	-	-	-	-	-	-
<i>Daphnia magna</i>	Pass	ND	ND	ND	ND	ND	ND	ND	ND	ND	ND	ND	ND
Monitoring Test	Fail	-	-	-	-	-	-	-	-	-	-	-	-
Comments:	No annual report was submitted. The annual report was completed from the quarterly reports.												
Notes:	ND: No Deposit Highlighted data indicate that a monthly effluent quality standard was exceeded for that month. A "Pass" for the <i>Daphnia magna</i> monitoring test is not a requirement.												
	NMR: No Measurement Required Pass: ≤50% Mortality Fail: >50% Mortality												

Metal Mining Effluent Regulations (MMER) 2009 Effluent Compliance

Mine/Mill Name	Voisey's Bay Mine – Mill												
Operator Name	Vale Inco Ltd.												
Product(s)	Nickel-Copper-Cobalt												
Address	Suite 700, Baine Johnston Centre, 10 Fort William Place, St. John's, Newfoundland and Labrador A1C1K4												
Effluent Discharge Point	Treated Effluent Final Discharge Point												
Parameters	Limits	Jan.	Feb.	March	April	May	June	July	Aug.	Sep.	Oct.	Nov.	Dec.
As (mg/L)	0.5	0.0200	0.0200	0.0200	0.0200	0.0200	0.0200	0.0200	0.0200	0.0200	0.0200	0.0200	0.0200
Cu (mg/L)	0.3	0.0200	0.0200	0.0200	0.0200	0.0200	0.0200	0.0200	0.0200	0.0200	0.0200	0.0200	0.0200
CN (mg/L)	1.0	NMR	NMR	NMR	NMR	NMR	NMR	NMR	NMR	NMR	NMR	NMR	NMR
Pb (mg/L)	0.2	0.0025	0.0025	0.0025	0.0025	0.0025	0.0025	0.0025	0.0025	0.0025	0.0025	0.0025	0.0025
Ni (mg/L)	0.5	0.0363	0.0180	0.0100	0.0150	0.0353	0.0406	0.0954	0.1448	0.1483	0.0829	0.0450	0.0400
Zn (mg/L)	0.5	0.0500	0.0500	0.0500	0.0500	0.0500	0.0500	0.0500	0.0500	0.0500	0.0500	0.0500	0.0500
TSS (mg/L)	15	1.45	1.75	4.52	4.43	2.18	0.73	0.84	3.73	0.87	0.82	0.62	0.79
Ra-226 (Bq/L)	0.37	0.0025	0.0025	0.0050	0.0142	0.0025	0.0036	0.0025	0.0036	0.0046	0.0025	0.0025	0.0040
pH low	≥6.0	8.4	8.1	7.4	8.1	7.1	7.6	6.7	7.1	6.6	7.4	8.0	7.7
pH high	≤9.5	8.8	8.9	8.7	9.3	8.4	9.4	7.6	9.2	9.2	9.2	8.4	8.4
Flow (m ³ /month)	—	244 956	226 195	253 760	247 964	257 137	255 739	233 400	281 375	472 011	314 720	218 137	193 829
Rainbow Trout	Pass	3	3	4	4	1	2	3	1	2	4	5	3
Acute Lethality Test	Fail	1	1	1	-	3	3	1	4	2	-	-	-
<i>Daphnia magna</i>	Pass	1	-	-	-	-	-	-	-	-	-	-	-
Monitoring Test	Fail	3	4	5	4	4	5	4	5	4	4	5	3
Comments:													
Notes: ND: No Deposit NMR: No Measurement Required Pass: ≤50% Mortality Fail: >50% Mortality Highlighted data indicate that a monthly effluent quality standard was exceeded for that month. A "Pass" for the <i>Daphnia magna</i> monitoring test is not a requirement.													

Metal Mining Effluent Regulations (MMER) 2009 Effluent Compliance

Mine/Mill Name	Wabush Mines Joint Venture – Scully Mine												
Operator Name	Wabush Mines												
Product(s)	Iron												
Address	Scully Mine, P.O. Box 3000, Wabush, Newfoundland and Labrador A0R 1B0												
Effluent Discharge Point	East Pit Dewatering East												
Parameters	Limits	Jan.	Feb.	March	April	May	June	July	Aug.	Sept.	Oct.	Nov.	Dec.
As (mg/L)	0.5	0.0005	0.0005	0.0036	0.0005	0.0005	0.0005	0.0005	0.0005	0.0005	0.0005	0.0005	0.0005
Cu (mg/L)	0.3	0.0010	0.0005	0.0005	0.0014	0.0021	0.0018	0.0046	0.0041	0.0009	0.0019	0.0009	0.0008
CN (mg/L)	1.0	NMR	NMR	NMR	NMR	NMR	NMR	NMR	NMR	NMR	NMR	NMR	NMR
Pb (mg/L)	0.2	0.0010	0.0010	0.0010	0.0010	0.0010	0.0010	0.0030	0.0023	0.0010	0.0010	0.0010	0.0010
Ni (mg/L)	0.5	0.0006	0.0009	0.0006	0.0013	0.0023	0.0024	0.0068	0.0055	0.0016	0.0033	0.0016	0.0008
Zn (mg/L)	0.5	0.0035	0.0034	0.0025	0.0061	0.0064	0.0062	0.0160	0.0124	0.0061	0.0103	0.0069	0.0071
TSS (mg/L)	15	8.40	1.25	2.00	16.50	46.00	33.80	115.50	109.00	30.00	55.25	2.50	8.60
Ra-226 (Bq/L)	0.37	0.0005	NMR	NMR	0.0050	NMR	NMR	0.0050	NMR	NMR	0.0050	NMR	NMR
pH low	≥6.0	6.5	7.1	6.9	7.0	7.0	6.9	7.1	6.9	7.1	7.2	7.0	7.0
pH high	≤9.5	7.3	7.6	7.1	7.3	7.1	7.4	7.4	7.5	7.4	7.5	7.2	7.4
Flow (m ³ /month)	—	435 191	550 738	589 460	523 337	548 635	568 658	579 823	563 450	612 684	567 902	281 183	461 018
Rainbow Trout	Pass	1	NMR	NMR	1	NMR	NMR	1	NMR	NMR	1	NMR	NMR
Acute Lethality Test	Fail	-	-	-	-	-	-	-	-	-	-	-	-
<i>Daphnia magna</i>	Pass	1	NMR	NMR	1	NMR	NMR	1	NMR	NMR	1	NMR	NMR
Monitoring Test	Fail	-	-	-	-	-	-	-	-	-	-	-	-
Comments:													
Notes: ND: No Deposit NMR: No Measurement Required Pass: ≤50% Mortality Fail: >50% Mortality Highlighted data indicate that a monthly effluent quality standard was exceeded for that month. A "Pass" for the <i>Daphnia magna</i> monitoring test is not a requirement.													

Metal Mining Effluent Regulations (MMER) 2009 Effluent Compliance

Mine/Mill Name	Wabush Mines Joint Venture – Scully Mine												
Operator Name	Wabush Mines												
Product(s)	Iron												
Address	Scully Mine, P.O. Box 3000, Wabush, Newfoundland and Labrador A0R 1B0												
Effluent Discharge Point	East Pit No. 1 Dewatering												
Parameters	Limits	Jan.	Feb.	March	April	May	June	July	Aug.	Sep.	Oct.	Nov.	Dec.
As (mg/L)	0.5	ND	ND	ND	ND	ND	ND	ND	ND	ND	ND	ND	ND
Cu (mg/L)	0.3	ND	ND	ND	ND	ND	ND	ND	ND	ND	ND	ND	ND
CN (mg/L)	1.0	ND	ND	ND	ND	ND	ND	ND	ND	ND	ND	ND	ND
Pb (mg/L)	0.2	ND	ND	ND	ND	ND	ND	ND	ND	ND	ND	ND	ND
Ni (mg/L)	0.5	ND	ND	ND	ND	ND	ND	ND	ND	ND	ND	ND	ND
Zn (mg/L)	0.5	ND	ND	ND	ND	ND	ND	ND	ND	ND	ND	ND	ND
TSS (mg/L)	15	ND	ND	ND	ND	ND	ND	ND	ND	ND	ND	ND	ND
Ra-226 (Bq/L)	0.37	ND	ND	ND	ND	ND	ND	ND	ND	ND	ND	ND	ND
pH low	≥6.0	ND	ND	ND	ND	ND	ND	ND	ND	ND	ND	ND	ND
pH high	≤9.5	ND	ND	ND	ND	ND	ND	ND	ND	ND	ND	ND	ND
Flow (m ³ /month)	—	ND	ND	ND	ND	ND	ND	ND	ND	ND	ND	ND	ND
Rainbow Trout	Pass	ND	ND	ND	ND	ND	ND	ND	ND	ND	ND	ND	ND
Acute Lethality Test	Fail	-	-	-	-	-	-	-	-	-	-	-	-
<i>Daphnia magna</i>	Pass	ND	ND	ND	ND	ND	ND	ND	ND	ND	ND	ND	ND
Monitoring Test	Fail	-	-	-	-	-	-	-	-	-	-	-	-
Comments:													

Notes: ND: No Deposit
 Highlighted data indicate that a monthly effluent quality standard was exceeded for that month.
 A "Pass" for the *Daphnia magna* monitoring test is not a requirement.

NMR: No Measurement Required Pass: ≤50% Mortality Fail: >50% Mortality

Metal Mining Effluent Regulations (MMER) 2009 Effluent Compliance

Mine/Mill Name	Wabush Mines Joint Venture – Scully Mine												
Operator Name	Wabush Mines												
Product(s)	Iron												
Address	Scully Mine, P.O. Box 3000, Wabush, Newfoundland and Labrador A0R 1B0												
Effluent Discharge Point	East Pit No. 2 Dewatering												
Parameters	Limits	Jan.	Feb.	March	April	May	June	July	Aug.	Sept.	Oct.	Nov.	Dec.
As (mg/L)	0.5	ND	ND	ND	ND	0.0005	0.0005	0.0005	0.0005	0.0005	0.0006	0.0005	ND
Cu (mg/L)	0.3	ND	ND	ND	ND	0.0012	0.0115	0.0007	0.0010	0.0006	0.0005	0.0010	ND
CN (mg/L)	1.0	ND	ND	ND	ND	NMR	NMR	NMR	NMR	NMR	NMR	NMR	ND
Pb (mg/L)	0.2	ND	ND	ND	ND	0.0010	0.0010	0.0010	0.0010	0.0010	0.0010	0.0010	ND
Ni (mg/L)	0.5	ND	ND	ND	ND	0.0022	0.0008	0.0008	0.0010	0.0007	0.0011	0.0010	ND
Zn (mg/L)	0.5	ND	ND	ND	ND	0.0092	0.0060	0.0025	0.0054	0.0025	0.0025	0.0043	ND
TSS (mg/L)	15	ND	ND	ND	ND	12.00	8.00	10.67	2.00	2.40	1.25	2.50	ND
Ra-226 (Bq/L)	0.37	ND	ND	ND	ND	0.0050	NMR	0.0050	NMR	NMR	0.0050	NMR	ND
pH low	≥6.0	ND	ND	ND	ND	6.5	7.1	7.1	7.0	7.2	7.3	6.9	ND
pH high	≤9.5	ND	ND	ND	ND	6.9	7.5	7.3	7.7	7.6	7.4	7.0	ND
Flow (m ³ /month)	—	ND	ND	ND	ND	12 332	15 062	14 035	13 763	39 881	7 854	7 456	ND
Rainbow Trout	Pass	ND	ND	ND	ND	1	NMR	1	NMR	NMR	1	NMR	ND
Acute Lethality Test	Fail	-	-	-	-	-	-	-	-	-	-	-	-
<i>Daphnia magna</i>	Pass	ND	ND	ND	ND	1	NMR	1	NMR	NMR	1	NMR	ND
Monitoring Test	Fail	-	-	-	-	-	-	-	-	-	-	-	-
Comments:													
Notes: ND: No Deposit Highlighted data indicate that a monthly effluent quality standard was exceeded for that month. A "Pass" for the <i>Daphnia magna</i> monitoring test is not a requirement.													
NMR: No Measurement Required Pass: ≤50% Mortality Fail: >50% Mortality													

Metal Mining Effluent Regulations (MMER) 2009 Effluent Compliance

Mine/Mill Name	Wabush Mines Joint Venture – Scully Mine												
Operator Name	Wabush Mines												
Product(s)	Iron												
Address	Scully Mine, P.O. Box 3000, Wabush, Newfoundland and Labrador A0R 1B0												
Effluent Discharge Point	Flora Lake Discharge												
Parameters	Limits	Jan.	Feb.	March	April	May	June	July	Aug.	Sept.	Oct.	Nov.	Dec.
As (mg/L)	0.5	0.0005	0.0005	0.0005	0.0005	0.0024	0.0005	0.0006	0.0005	0.0005	0.0005	0.0005	0.0005
Cu (mg/L)	0.3	0.0005	0.0005	0.0005	0.0009	0.0016	0.0006	0.0005	0.0009	0.0025	0.0005	0.0015	0.0006
CN (mg/L)	1.0	NMR	NMR	NMR	NMR	NMR	NMR	NMR	NMR	NMR	NMR	NMR	NMR
Pb (mg/L)	0.2	0.0010	0.0010	0.0010	0.0010	0.0013	0.0010	0.0010	0.0010	0.0010	0.0010	0.0010	0.0010
Ni (mg/L)	0.5	0.0005	0.0005	0.0005	0.0005	0.0008	0.0006	0.0005	0.0006	0.0015	0.0008	0.0006	0.0006
Zn (mg/L)	0.5	0.0025	0.0025	0.0025	0.0025	0.0046	0.0064	0.0050	0.0031	0.0116	0.0025	0.0025	0.0032
TSS (mg/L)	15	4.00	2.25	6.60	1.75	26.00	27.60	12.25	11.25	13.40	8.50	9.00	3.80
Ra-226 (Bq/L)	0.37	0.0050	-	-	0.0050	0.0050	0.0050	0.0050	0.0050	0.0050	0.0050	0.0050	0.0050
pH low	≥6.0	6.5	6.5	6.9	6.9	6.9	7.0	7.4	7.2	7.2	7.4	7.0	7.2
pH high	≤9.5	7.3	7.5	7.2	7.3	7.0	7.7	7.7	7.9	7.6	7.5	7.2	7.5
Flow (m ³ /month)	—	6 392 424	4 583 198	4 879 520	5 031 701	7 201 593	6 142 929	7 018 108	7 875 725	7 222 723	7 544 819	5 317 530	4 509 793
Rainbow Trout	Pass	1	-	-	1	1	1	1	1	-	2	1	1
Acute Lethality Test	Fail	-	-	-	-	-	-	-	-	1	-	-	-
Daphnia magna	Pass	1	-	-	1	1	1	1	1	1	2	1	1
Monitoring Test	Fail	-	-	-	-	-	-	-	-	-	-	-	-
Comments:	This new final discharge point became subject to the MMER in January 2009. No toxicity and no radium 226 test results were provided for February and March.												
Notes:	ND: No Deposit NMR: No Measurement Required Highlighted data indicate that a monthly effluent quality standard was exceeded for that month. A "Pass" for the <i>Daphnia magna</i> monitoring test is not a requirement.												
		Pass: ≤50% Mortality										Fail: >50% Mortality	

Metal Mining Effluent Regulations (MMER) 2009 Effluent Compliance

Mine/Mill Name	Wabush Mines Joint Venture – Scully Mine												
Operator Name	Wabush Mines												
Product(s)	Iron												
Address	Scully Mine, P.O. Box 3000, Wabush, Newfoundland and Labrador A0R 1B0												
Effluent Discharge Point	Knoll Lake Inflow												
Parameters	Limits	Jan.	Feb.	March	April	May	June	July	Aug.	Sept.	Oct.	Nov.	Dec.
As (mg/L)	0.5	0.0005	0.0005	0.0005	0.0005	0.0006	0.0005	0.0005	0.0006	0.0005	0.0008	0.0005	0.0005
Cu (mg/L)	0.3	0.0053	0.0015	0.0009	0.0014	0.0010	0.0008	0.0005	0.0010	0.0006	0.0009	0.0016	0.0006
CN (mg/L)	1.0	NMR	NMR	NMR	NMR	NMR	NMR	NMR	NMR	NMR	NMR	NMR	NMR
Pb (mg/L)	0.2	0.0026	0.0010	0.0010	0.0010	0.0013	0.0010	0.0010	0.0013	0.0010	0.0010	0.0013	0.0010
Ni (mg/L)	0.5	0.0015	0.0009	0.0010	0.0011	0.0006	0.0012	0.0014	0.0008	0.0007	0.0011	0.0014	0.0008
Zn (mg/L)	0.5	0.0071	0.0043	0.0066	0.0041	0.0088	0.0093	0.0171	0.0094	0.0057	0.0048	0.0080	0.0051
TSS (mg/L)	15	315.20	26.75	12.60	20.00	20.50	67.20	37.00	22.50	18.80	48.25	41.50	30.75
Ra-226 (Bq/L)	0.37	0.0050	NMR	NMR	0.0050	NMR	NMR	0.0050	NMR	NMR	0.0050	NMR	NMR
pH low	≥6.0	6.5	7.2	7.0	6.9	7.0	7.0	7.1	7.0	7.1	7.3	7.1	6.8
pH high	≤9.5	7.3	7.3	7.1	7.2	7.2	7.5	7.4	7.5	7.5	7.5	7.2	7.3
Flow (m ³ /month)	—	301 746	270 235	404 798	795 406	944 416	667 553	874 996	1 043 304	1 014 635	732 489	775 169	577 648
Rainbow Trout	Pass	1	NMR	NMR	1	NMR	NMR	1	NMR	NMR	1	NMR	NMR
Acute Lethality Test	Fail	-	-	-	-	-	-	-	-	-	-	-	-
<i>Daphnia magna</i>	Pass	1	NMR	NMR	1	NMR	NMR	1	NMR	NMR	1	NMR	NMR
Monitoring Test	Fail	-	-	-	-	-	-	-	-	-	-	-	-

Comments:

Notes: ND: No Deposit
 Highlighted data indicate that a monthly effluent quality standard was exceeded for that month.
 A "Pass" for the *Daphnia magna* monitoring test is not a requirement.

NMR: No Measurement Required Pass: ≤50% Mortality Fail: >50% Mortality

Metal Mining Effluent Regulations (MMER) 2009 Effluent Compliance

Mine/Mill Name	Wabush Mines Joint Venture – Scully Mine												
Operator Name	Wabush Mines												
Product(s)	Iron												
Address	Scully Mine, P.O. Box 3000, Wabush, Newfoundland and Labrador A0R 1B0												
Effluent Discharge Point	Loadout Ditch Discharge												
Parameters	Limits	Jan.	Feb.	March	April	May	June	July	Aug.	Sep.	Oct.	Nov.	Dec.
As (mg/L)	0.5	ND	ND	ND	ND	0.0005	0.0005	0.0005	ND	ND	ND	ND	ND
Cu (mg/L)	0.3	ND	ND	ND	ND	0.0037	0.0062	0.0120	ND	ND	ND	ND	ND
CN (mg/L)	1.0	ND	ND	ND	ND	NMR	NMR	NMR	ND	ND	ND	ND	ND
Pb (mg/L)	0.2	ND	ND	ND	ND	0.0030	0.0018	0.0010	ND	ND	ND	ND	ND
Ni (mg/L)	0.5	ND	ND	ND	ND	0.0170	0.0038	0.0030	ND	ND	ND	ND	ND
Zn (mg/L)	0.5	ND	ND	ND	ND	0.0320	0.0228	0.0180	ND	ND	ND	ND	ND
TSS (mg/L)	15	ND	ND	ND	ND	227.33	32.60	9.00	ND	ND	ND	ND	ND
Ra-226 (Bq/L)	0.37	ND	ND	ND	ND	0.0050	NMR	NMR	ND	ND	ND	ND	ND
pH low	≥6.0	ND	ND	ND	ND	3.8	6.7	7.3	ND	ND	ND	ND	ND
pH high	≤9.5	ND	ND	ND	ND	3.9	7.4	7.3	ND	ND	ND	ND	ND
Flow (m ³ /month)	—	ND	ND	ND	ND	11 774	8 078	919	ND	ND	ND	ND	ND
Rainbow Trout	Pass	ND	ND	ND	ND	-	1	-	ND	ND	ND	ND	ND
Acute Lethality Test	Fail	-	-	-	-	1	1	-	-	-	-	-	-
<i>Daphnia magna</i>	Pass	ND	ND	ND	ND	-	2	-	ND	ND	ND	ND	ND
Monitoring Test	Fail	-	-	-	-	1	-	-	-	-	-	-	-
Comments:	No toxicity test results were provided for July. The toxicity test was scheduled on day of no flow.												
Notes: ND: No Deposit	NMR: No Measurement Required												
Highlighted data indicate that a monthly effluent quality standard was exceeded for that month.	Pass: ≤50% Mortality												
A "Pass" for the <i>Daphnia magna</i> monitoring test is not a requirement.	Fail: >50% Mortality												

Metal Mining Effluent Regulations (MMER) 2009 Effluent Compliance

Mine/Mill Name	Wabush Mines Joint Venture – Scully Mine												
Operator Name	Wabush Mines												
Product(s)	Iron												
Address	Scully Mine, P.O. Box 3000, Wabush, Newfoundland and Labrador A0R 1B0												
Effluent Discharge Point	Shops East Discharge												
Parameters	Limits	Jan.	Feb.	March	April	May	June	July	Aug.	Sep.	Oct.	Nov.	Dec.
As (mg/L)	0.5	ND	ND	ND	ND	ND	ND	ND	ND	ND	ND	ND	ND
Cu (mg/L)	0.3	ND	ND	ND	ND	ND	ND	ND	ND	ND	ND	ND	ND
CN (mg/L)	1.0	ND	ND	ND	ND	ND	ND	ND	ND	ND	ND	ND	ND
Pb (mg/L)	0.2	ND	ND	ND	ND	ND	ND	ND	ND	ND	ND	ND	ND
Ni (mg/L)	0.5	ND	ND	ND	ND	ND	ND	ND	ND	ND	ND	ND	ND
Zn (mg/L)	0.5	ND	ND	ND	ND	ND	ND	ND	ND	ND	ND	ND	ND
TSS (mg/L)	15	ND	ND	ND	ND	ND	ND	ND	ND	ND	ND	ND	ND
Ra-226 (Bq/L)	0.37	ND	ND	ND	ND	ND	ND	ND	ND	ND	ND	ND	ND
pH low	≥6.0	ND	ND	ND	ND	ND	ND	ND	ND	ND	ND	ND	ND
pH high	≤9.5	ND	ND	ND	ND	ND	ND	ND	ND	ND	ND	ND	ND
Flow (m ³ /month)	—	ND	ND	ND	ND	ND	ND	ND	ND	ND	ND	ND	ND
Rainbow Trout	Pass	ND	ND	ND	ND	ND	ND	ND	ND	ND	ND	ND	ND
Acute Lethality Test	Fail	-	-	-	-	-	-	-	-	-	-	-	-
<i>Daphnia magna</i>	Pass	ND	ND	ND	ND	ND	ND	ND	ND	ND	ND	ND	ND
Monitoring Test	Fail	-	-	-	-	-	-	-	-	-	-	-	-
Comments:													
Notes: ND: No Deposit NMR: No Measurement Required Pass: ≤50% Mortality Fail: >50% Mortality Highlighted data indicate that a monthly effluent quality standard was exceeded for that month. A "Pass" for the <i>Daphnia magna</i> monitoring test is not a requirement.													

Metal Mining Effluent Regulations (MMER) 2009 Effluent Compliance

Mine/Mill Name	Wabush Mines Joint Venture – Scully Mine												
Operator Name	Wabush Mines												
Product(s)	Iron												
Address	Scully Mine, P.O. Box 3000, Wabush, Newfoundland and Labrador A0R 1B0												
Effluent Discharge Point	Shops South Discharge												
Parameters	Limits	Jan.	Feb.	March	April	May	June	July	Aug.	Sep.	Oct.	Nov.	Dec.
As (mg/L)	0.5	ND	ND	ND	ND	ND	ND	ND	ND	ND	ND	ND	ND
Cu (mg/L)	0.3	ND	ND	ND	ND	ND	ND	ND	ND	ND	ND	ND	ND
CN (mg/L)	1.0	ND	ND	ND	ND	ND	ND	ND	ND	ND	ND	ND	ND
Pb (mg/L)	0.2	ND	ND	ND	ND	ND	ND	ND	ND	ND	ND	ND	ND
Ni (mg/L)	0.5	ND	ND	ND	ND	ND	ND	ND	ND	ND	ND	ND	ND
Zn (mg/L)	0.5	ND	ND	ND	ND	ND	ND	ND	ND	ND	ND	ND	ND
TSS (mg/L)	15	ND	ND	ND	ND	ND	ND	ND	ND	ND	ND	ND	ND
Ra-226 (Bq/L)	0.37	ND	ND	ND	ND	ND	ND	ND	ND	ND	ND	ND	ND
pH low	≥6.0	ND	ND	ND	ND	ND	ND	ND	ND	ND	ND	ND	ND
pH high	≤9.5	ND	ND	ND	ND	ND	ND	ND	ND	ND	ND	ND	ND
Flow (m ³ /month)	—	ND	ND	ND	ND	ND	ND	ND	ND	ND	ND	ND	ND
Rainbow Trout	Pass	ND	ND	ND	ND	ND	ND	ND	ND	ND	ND	ND	ND
Acute Lethality Test	Fail	-	-	-	-	-	-	-	-	-	-	-	-
<i>Daphnia magna</i>	Pass	ND	ND	ND	ND	ND	ND	ND	ND	ND	ND	ND	ND
Monitoring Test	Fail	-	-	-	-	-	-	-	-	-	-	-	-
Comments:													
Notes: ND: No Deposit Highlighted data indicate that a monthly effluent quality standard was exceeded for that month. A "Pass" for the <i>Daphnia magna</i> monitoring test is not a requirement.													
NMR: No Measurement Required Pass: ≤50% Mortality Fail: >50% Mortality													

Metal Mining Effluent Regulations (MMER) 2009 Effluent Compliance

Mine/Mill Name	Wabush Mines Joint Venture – Scully Mine												
Operator Name	Wabush Mines												
Product(s)	Iron												
Address	Scully Mine, P.O. Box 3000, Wabush, Newfoundland and Labrador A0R 1B0												
Effluent Discharge Point	Tailings Discharge												
Parameters	Limits	Jan.	Feb.	March	April	May	June	July	Aug.	Sep.	Oct.	Nov.	Dec.
As (mg/L)	0.5	0.0008	0.0005	ND	ND	ND	ND	ND	ND	ND	ND	ND	ND
Cu (mg/L)	0.3	0.1506	0.0883	ND	ND	ND	ND	ND	ND	ND	ND	ND	ND
CN (mg/L)	1.0	NMR	NMR	ND	ND	ND	ND	ND	ND	ND	ND	ND	ND
Pb (mg/L)	0.2	0.1482	0.1417	ND	ND	ND	ND	ND	ND	ND	ND	ND	ND
Ni (mg/L)	0.5	0.1694	0.0753	ND	ND	ND	ND	ND	ND	ND	ND	ND	ND
Zn (mg/L)	0.5	0.4642	0.2043	ND	ND	ND	ND	ND	ND	ND	ND	ND	ND
TSS (mg/L)	15	447 940.00	439 733.33	ND	ND	ND	ND	ND	ND	ND	ND	ND	ND
Ra-226 (Bq/L)	0.37	0.0050	NMR	ND	ND	ND	ND	ND	ND	ND	ND	ND	ND
pH low	≥6.0	6.3	6.7	ND	ND	ND	ND	ND	ND	ND	ND	ND	ND
pH high	≤9.5	7.3	7.1	ND	ND	ND	ND	ND	ND	ND	ND	ND	ND
Flow (m ³ /month)	—	1 255 917	904 396	ND	ND	ND	ND	ND	ND	ND	ND	ND	ND
Rainbow Trout	Pass	1	NMR	ND	ND	ND	ND	ND	ND	ND	ND	ND	ND
Acute Lethality Test	Fail	-	-	-	-	-	-	-	-	-	-	-	-
<i>Daphnia magna</i>	Pass	1	NMR	ND	ND	ND	ND	ND	ND	ND	ND	ND	ND
Monitoring Test	Fail	-	-	-	-	-	-	-	-	-	-	-	-

Comments:

Notes: ND: No Deposit
 Highlighted data indicate that a monthly effluent quality standard was exceeded for that month.
 A "Pass" for the *Daphnia magna* monitoring test is not a requirement.

NMR: No Measurement Required Pass: ≤50% Mortality Fail: >50% Mortality

Metal Mining Effluent Regulations (MMER) 2009 Effluent Compliance

Mine/Mill Name	Wabush Mines Joint Venture – Scully Mine												
Operator Name	Wabush Mines												
Product(s)	Iron												
Address	Scully Mine, P.O. Box 3000, Wabush, Newfoundland and Labrador A0R 1B0												
Effluent Discharge Point	Tailings Line Emergency Dump Basin 1												
Parameters	Limits	Jan.	Feb.	March	April	May	June	July	Aug.	Sept.	Oct.	Nov.	Dec.
As (mg/L)	0.5	ND	ND	ND	ND	ND	ND	ND	ND	0.0005	0.0005	ND	0.0005
Cu (mg/L)	0.3	ND	ND	ND	ND	ND	ND	ND	ND	0.0030	0.0010	ND	0.0005
CN (mg/L)	1.0	ND	ND	ND	ND	ND	ND	ND	ND	NMR	NMR	ND	NMR
Pb (mg/L)	0.2	ND	ND	ND	ND	ND	ND	ND	ND	0.0010	0.0010	ND	0.0010
Ni (mg/L)	0.5	ND	ND	ND	ND	ND	ND	ND	ND	0.0020	0.0005	ND	0.0005
Zn (mg/L)	0.5	ND	ND	ND	ND	ND	ND	ND	ND	0.0080	0.0110	ND	0.0043
TSS (mg/L)	15	ND	ND	ND	ND	ND	ND	ND	ND	16.00	26.00	ND	39.50
Ra-226 (Bq/L)	0.37	ND	ND	ND	ND	ND	ND	ND	ND	0.0050	0.0050	ND	0.0050
pH low	≥6.0	ND	ND	ND	ND	ND	ND	ND	ND	7.8	7.5	ND	6.9
pH high	≤9.5	ND	ND	ND	ND	ND	ND	ND	ND	7.8	7.5	ND	7.4
Flow (m ³ /month)	—	ND	ND	ND	ND	ND	ND	ND	ND	313	477	ND	1 342
Rainbow Trout	Pass	ND	ND	ND	ND	ND	ND	ND	ND	1	-	ND	1
Acute Lethality Test	Fail	-	-	-	-	-	-	-	-	-	-	-	-
<i>Daphnia magna</i>	Pass	ND	ND	ND	ND	ND	ND	ND	ND	1	-	ND	1
Monitoring Test	Fail	-	-	-	-	-	-	-	-	-	-	-	-
Comments:	No toxicity test results were provided for October.												
Notes:	ND: No Deposit NMR: No Measurement Required Highlighted data indicate that a monthly effluent quality standard was exceeded for that month. A "Pass" for the <i>Daphnia magna</i> monitoring test is not a requirement.												
	Pass: ≤50% Mortality Fail: >50% Mortality												

Metal Mining Effluent Regulations (MMER) 2009 Effluent Compliance

Mine/Mill Name	Wabush Mines Joint Venture – Scully Mine												
Operator Name	Wabush Mines												
Product(s)	Iron												
Address	Scully Mine, P.O. Box 3000, Wabush, Newfoundland and Labrador A0R 1B0												
Effluent Discharge Point	West Pit Extension Settling Basin												
Parameters	Limits	Jan.	Feb.	March	April	May	June	July	Aug.	Sep.	Oct.	Nov.	Dec.
As (mg/L)	0.5	0.0005	0.0005	0.0005	0.0005	0.0005	0.0005	0.0005	0.0005	0.0005	0.0009	0.0005	0.0005
Cu (mg/L)	0.3	0.0005	0.0014	0.0005	0.0011	0.0010	0.0005	0.0005	0.0005	0.0012	0.0006	0.0009	0.0005
CN (mg/L)	1.0	NMR	NMR	NMR	NMR	NMR	NMR	NMR	NMR	NMR	NMR	NMR	NMR
Pb (mg/L)	0.2	0.0010	0.0010	0.0010	0.0010	0.0010	0.0010	0.0010	0.0010	0.0010	0.0010	0.0010	0.0010
Ni (mg/L)	0.5	0.0005	0.0014	0.0005	0.0005	0.0006	0.0005	0.0009	0.0006	0.0008	0.0008	0.0006	0.0005
Zn (mg/L)	0.5	0.0025	0.0025	0.0025	0.0025	0.0039	0.0025	0.0036	0.0041	0.0038	0.0054	0.0034	0.0036
TSS (mg/L)	15	2.80	5.25	12.60	7.75	6.50	19.40	4.75	4.00	6.20	16.75	17.25	12.00
Ra-226 (Bq/L)	0.37	0.0050	NMR	NMR	0.0050	NMR	NMR	0.0050	NMR	NMR	0.0050	NMR	NMR
pH low	≥6.0	6.4	6.7	6.8	7.0	6.7	6.7	6.6	6.9	7.0	7.0	6.9	6.5
pH high	≤9.5	7.3	7.4	7.1	7.0	6.8	7.4	7.4	7.5	7.2	7.4	7.0	7.2
Flow (m ³ /month)	—	574 749	446 366	351 522	1 235 750	1 314 279	1 306 868	1 521 344	2 457 865	2 135 744	2 510 101	2 196 367	2 125 234
Rainbow Trout	Pass	1	NMR	NMR	1	NMR	NMR	1	NMR	NMR	1	NMR	NMR
Acute Lethality Test	Fail	-	-	-	-	-	-	-	-	-	-	-	-
<i>Daphnia magna</i>	Pass	1	NMR	NMR	1	NMR	NMR	1	NMR	NMR	1	NMR	NMR
Monitoring Test	Fail	-	-	-	-	-	-	-	-	-	-	-	-

Comments:

Notes: ND: No Deposit
 Highlighted data indicate that a monthly effluent quality standard was exceeded for that month.
 A "Pass" for the *Daphnia magna* monitoring test is not a requirement.

NMR: No Measurement Required Pass: ≤50% Mortality Fail: >50% Mortality

Metal Mining Effluent Regulations (MMER) 2009 Effluent Compliance

Mine/Mill Name	Williams Mine												
Operator Name	Teck Cominco Ltd. and Barrick Gold Corporation												
Product(s)	Gold												
Address	P.O. Bag 500, Marathon, Ontario P0T 2E0												
Effluent Discharge Point	Polishing Pond Discharge CP 400												
Parameters	Limits	Jan.	Feb.	March	April	May	June	July	Aug.	Sep.	Oct.	Nov.	Dec.
As (mg/L)	0.5	ND	ND	ND	ND	ND	ND	ND	ND	ND	ND	ND	ND
Cu (mg/L)	0.3	ND	ND	ND	ND	ND	ND	ND	ND	ND	ND	ND	ND
CN (mg/L)	1.0	ND	ND	ND	ND	ND	ND	ND	ND	ND	ND	ND	ND
Pb (mg/L)	0.2	ND	ND	ND	ND	ND	ND	ND	ND	ND	ND	ND	ND
Ni (mg/L)	0.5	ND	ND	ND	ND	ND	ND	ND	ND	ND	ND	ND	ND
Zn (mg/L)	0.5	ND	ND	ND	ND	ND	ND	ND	ND	ND	ND	ND	ND
TSS (mg/L)	15	ND	ND	ND	ND	ND	ND	ND	ND	ND	ND	ND	ND
Ra-226 (Bq/L)	0.37	ND	ND	ND	ND	ND	ND	ND	ND	ND	ND	ND	ND
pH low	≥6.0	ND	ND	ND	ND	ND	ND	ND	ND	ND	ND	ND	ND
pH high	≤9.5	ND	ND	ND	ND	ND	ND	ND	ND	ND	ND	ND	ND
Flow (m ³ /month)	—	ND	ND	ND	ND	ND	ND	ND	ND	ND	ND	ND	ND
Rainbow Trout	Pass	ND	ND	ND	ND	ND	ND	ND	ND	ND	ND	ND	ND
Acute Lethality Test	Fail	-	-	-	-	-	-	-	-	-	-	-	-
<i>Daphnia magna</i>	Pass	ND	ND	ND	ND	ND	ND	ND	ND	ND	ND	ND	ND
Monitoring Test	Fail	-	-	-	-	-	-	-	-	-	-	-	-
Comments:													
Notes: ND: No Deposit NMR: No Measurement Required Pass: ≤50% Mortality Fail: >50% Mortality Highlighted data indicate that a monthly effluent quality standard was exceeded for that month. A "Pass" for the <i>Daphnia magna</i> monitoring test is not a requirement.													

Metal Mining Effluent Regulations (MMER) 2009 Effluent Compliance

Mine/Mill Name	Williams Mine												
Operator Name	Teck Cominco Ltd. and Barrick Gold Corporation												
Product(s)	Gold												
Address	P.O. Bag 500, Marathon, Ontario P0T 2E0												
Effluent Discharge Point	Stormwater Pond CP 102												
Parameters	Limits	Jan.	Feb.	March	April	May	June	July	Aug.	Sep.	Oct.	Nov.	Dec.
As (mg/L)	0.5	ND	ND	ND	0.0018	0.0040	0.0035	0.0053	0.0102	0.0092	0.0109	0.0087	0.0051
Cu (mg/L)	0.3	ND	ND	ND	0.0021	0.0023	0.0022	0.0017	0.0016	0.0020	0.0018	0.0021	0.0017
CN (mg/L)	1.0	ND	ND	ND	0.0027	0.0100	0.0010	0.0023	0.0035	0.0022	0.0013	0.0115	0.0170
Pb (mg/L)	0.2	ND	ND	ND	0.0005	0.0005	0.0005	0.0005	0.0005	0.0005	0.0005	0.0005	0.0005
Ni (mg/L)	0.5	ND	ND	ND	0.0085	0.0104	0.0107	0.0094	0.0110	0.0126	0.0120	0.0146	0.0181
Zn (mg/L)	0.5	ND	ND	ND	0.0159	0.0118	0.0079	0.0097	0.0081	0.0080	0.0100	0.0156	0.0295
TSS (mg/L)	15	ND	ND	ND	6.50	4.13	3.03	2.43	2.90	3.20	2.00	4.10	1.94
Ra-226 (Bq/L)	0.37	ND	ND	ND	0.0050	0.0030	0.0020	0.0010	NMR	NMR	0.0040	NMR	NMR
pH low	≥6.0	ND	ND	ND	7.3	7.7	7.8	7.8	7.9	7.9	7.9	7.7	7.5
pH high	≤9.5	ND	ND	ND	7.6	7.8	8.1	7.9	8.1	8.0	8.0	7.8	7.7
Flow (m ³ /month)	—	ND	ND	ND	75 854	69 727	24 808	99 759	97 410	66 924	37 599	37 330	17 879
Rainbow Trout	Pass	ND	ND	ND	1	1	1	1	1	1	1	1	1
Acute Lethality Test	Fail	-	-	-	-	-	-	-	-	-	-	-	-
<i>Daphnia magna</i>	Pass	ND	ND	ND	1	1	1	1	1	1	1	1	1
Monitoring Test	Fail	-	-	-	-	-	-	-	-	-	-	-	-
Comments:													
Notes: ND: No Deposit NMR: No Measurement Required Pass: ≤50% Mortality Fail: >50% Mortality Highlighted data indicate that a monthly effluent quality standard was exceeded for that month. A "Pass" for the <i>Daphnia magna</i> monitoring test is not a requirement.													

Metal Mining Effluent Regulations (MMER) 2009 Effluent Compliance

Mine/Mill Name	Williams Mine												
Operator Name	Teck Cominco Ltd. and Barrick Gold Corporation												
Product(s)	Gold												
Address	P.O. Bag 500, Marathon, Ontario P0T 2E0												
Effluent Discharge Point	Stormwater Pond CP 0300												
Parameters	Limits	Jan.	Feb.	March	April	May	June	July	Aug.	Sep.	Oct.	Nov.	Dec.
As (mg/L)	0.5	ND	ND	ND	0.0005	0.0005	ND	ND	ND	ND	ND	0.0011	ND
Cu (mg/L)	0.3	ND	ND	ND	0.0014	0.0013	ND	ND	ND	ND	ND	0.0010	ND
CN (mg/L)	1.0	ND	ND	ND	0.0010	0.0010	ND	ND	ND	ND	ND	0.0023	ND
Pb (mg/L)	0.2	ND	ND	ND	0.0005	0.0005	ND	ND	ND	ND	ND	0.0005	ND
Ni (mg/L)	0.5	ND	ND	ND	0.0024	0.0045	ND	ND	ND	ND	ND	0.0056	ND
Zn (mg/L)	0.5	ND	ND	ND	0.0057	0.0059	ND	ND	ND	ND	ND	0.0041	ND
TSS (mg/L)	15	ND	ND	ND	3.30	2.30	ND	ND	ND	ND	ND	2.73	ND
Ra-226 (Bq/L)	0.37	ND	ND	ND	0.0030	0.0030	ND	ND	ND	ND	ND	0.0050	ND
pH low	≥6.0	ND	ND	ND	7.3	7.7	ND	ND	ND	ND	ND	7.7	ND
pH high	≤9.5	ND	ND	ND	7.3	7.8	ND	ND	ND	ND	ND	7.9	ND
Flow (m ³ /month)	—	ND	ND	ND	33 123	35 064	ND	ND	ND	ND	ND	55 340	ND
Rainbow Trout	Pass	ND	ND	ND	1	1	ND	ND	ND	ND	ND	1	ND
Acute Lethality Test	Fail	-	-	-	-	-	-	-	-	-	-	-	-
<i>Daphnia magna</i>	Pass	ND	ND	ND	1	1	ND	ND	ND	ND	ND	1	ND
Monitoring Test	Fail	-	-	-	-	-	-	-	-	-	-	-	-
Comments:													
Notes: ND: No Deposit													
NMR: No Measurement Required													
Pass: ≤50% Mortality													
Fail: >50% Mortality													
Highlighted data indicate that a monthly effluent quality standard was exceeded for that month.													
A "Pass" for the <i>Daphnia magna</i> monitoring test is not a requirement.													

Metal Mining Effluent Regulations (MMER) 2009 Effluent Compliance

Mine/Mill Name	Williams Mine												
Operator Name	Teck Cominco Ltd. and Barrick Gold Corporation												
Product(s)	Gold												
Address	P.O. Bag 500, Marathon, Ontario P0T 2E0												
Effluent Discharge Point	Stormwater Pond CP 400A												
Parameters	Limits	Jan.	Feb.	March	April	May	June	July	Aug.	Sep.	Oct.	Nov.	Dec.
As (mg/L)	0.5	0.0087	0.0090	0.0058	0.0021	ND	ND	ND	ND	0.0101	ND	0.0041	0.0038
Cu (mg/L)	0.3	0.0027	0.0025	0.0031	0.0039	ND	ND	ND	ND	0.0026	ND	0.0035	0.0029
CN (mg/L)	1.0	0.0093	0.0155	0.0112	0.0045	ND	ND	ND	ND	0.0030	ND	0.0110	0.0040
Pb (mg/L)	0.2	0.0007	0.0013	0.0005	0.0005	ND	ND	ND	ND	0.0005	ND	0.0005	0.0005
Ni (mg/L)	0.5	0.0343	0.0380	0.0281	0.0164	ND	ND	ND	ND	0.0197	ND	0.0185	0.0184
Zn (mg/L)	0.5	0.0120	0.0080	0.0126	0.0172	ND	ND	ND	ND	0.0147	ND	0.0154	0.0154
TSS (mg/L)	15	6.47	1.00	5.42	8.20	ND	ND	ND	ND	24.80	ND	6.80	2.40
Ra-226 (Bq/L)	0.37	0.0090	NMR	NMR	0.0060	ND	ND	ND	ND	0.0130	ND	0.0060	NMR
pH low	≥6.0	7.8	7.8	7.8	7.6	ND	ND	ND	ND	7.9	ND	7.7	7.5
pH high	≤9.5	7.9	7.8	7.9	7.9	ND	ND	ND	ND	7.9	ND	7.7	7.5
Flow (m ³ /month)	—	34 098	19 011	38 397	25 440	ND	ND	ND	ND	89	ND	733	6 917
Rainbow Trout	Pass	1	1	1	1	ND	ND	ND	ND	1	ND	1	1
Acute Lethality Test	Fail	-	-	-	-	-	-	-	-	-	-	-	-
<i>Daphnia magna</i>	Pass	1	1	1	1	ND	ND	ND	ND	1	ND	1	1
Monitoring Test	Fail	-	-	-	-	-	-	-	-	-	-	-	-
Comments:													

Notes: ND: No Deposit NMR: No Measurement Required Pass: ≤50% Mortality Fail: >50% Mortality
 Highlighted data indicate that a monthly effluent quality standard was exceeded for that month.
 A "Pass" for the *Daphnia magna* monitoring test is not a requirement.

Metal Mining Effluent Regulations (MMER) 2009 Effluent Compliance

Mine/Mill Name	Williams Mine												
Operator Name	Teck Cominco Ltd. and Barrick Gold Corporation												
Product(s)	Gold												
Address	P.O. Bag 500, Marathon, Ontario P0T 2E0												
Effluent Discharge Point	Treated Effluent CP 0201												
Parameters	Limits	Jan.	Feb.	March	April	May	June	July	Aug.	Sep.	Oct.	Nov.	Dec.
As (mg/L)	0.5	ND	ND	ND	ND	0.0026	0.0026	0.0024	0.0023	0.0021	0.0020	0.0017	ND
Cu (mg/L)	0.3	ND	ND	ND	ND	0.0130	0.0042	0.0031	0.0031	0.0038	0.0051	0.0029	ND
CN (mg/L)	1.0	ND	ND	ND	ND	0.0607	0.0072	0.0050	0.0096	0.0068	0.0233	0.0040	ND
Pb (mg/L)	0.2	ND	ND	ND	ND	0.0001	0.0000	0.0001	0.0005	0.0001	0.0001	0.0004	ND
Ni (mg/L)	0.5	ND	ND	ND	ND	0.0756	0.0460	0.0436	0.0428	0.0521	0.0749	0.0653	ND
Zn (mg/L)	0.5	ND	ND	ND	ND	0.0039	0.0025	0.0046	0.0024	0.0016	0.0020	0.0027	ND
TSS (mg/L)	15	ND	ND	ND	ND	1.83	2.70	2.90	2.30	1.43	0.80	0.75	ND
Ra-226 (Bq/L)	0.37	ND	ND	ND	ND	0.0010	0.0030	0.0010	NMR	0.0010	0.0010	NMR	ND
pH low	≥6.0	ND	ND	ND	ND	7.4	7.4	7.4	7.3	7.5	7.4	7.1	ND
pH high	≤9.5	ND	ND	ND	ND	7.5	7.6	7.5	7.6	7.5	7.6	7.2	ND
Flow (m ³ /month)	—	ND	ND	ND	ND	274 216	416 122	428 873	392 014	377 466	401 467	191 686	ND
Rainbow Trout	Pass	ND	ND	ND	ND	1	1	2	1	1	1	1	ND
Acute Lethality Test	Fail	-	-	-	-	-	-	-	-	-	-	-	-
<i>Daphnia magna</i>	Pass	ND	ND	ND	ND	1	1	2	1	1	1	1	ND
Monitoring Test	Fail	-	-	-	-	-	-	-	-	-	-	-	-
Comments:													
Notes: ND: No Deposit Highlighted data indicate that a monthly effluent quality standard was exceeded for that month. A "Pass" for the <i>Daphnia magna</i> monitoring test is not a requirement.													
NMR: No Measurement Required Pass: ≤50% Mortality Fail: >50% Mortality													

Metal Mining Effluent Regulations (MMER) 2009 Effluent Compliance

Mine/Mill Name	Wolverine Project												
Operator Name	Yukon Zinc Corporation												
Product(s)	Zinc-Copper-Lead-Silver-Gold												
Address	190 km Northwest of Watson Lake, Yukon												
Effluent Discharge Point	Wo.TSF – Tailings Storage Facility												
Parameters	Limits	Jan.	Feb.	March	April	May	June	July	Aug.	Sep.	Oct.	Nov.	Dec.
As (mg/L)	0.5	-	-	-	-	-	0.0005	0.0002	0.0001	0.0002	0.0001	ND	ND
Cu (mg/L)	0.3	-	-	-	-	-	0.0042	0.0043	0.0015	0.0018	0.0013	ND	ND
CN (mg/L)	1.0	-	-	-	-	-	NMR	NMR	NMR	NMR	NMR	ND	ND
Pb (mg/L)	0.2	-	-	-	-	-	0.0016	0.0008	0.0002	0.0003	0.0003	ND	ND
Ni (mg/L)	0.5	-	-	-	-	-	0.0032	0.0028	0.0018	0.0017	0.0009	ND	ND
Zn (mg/L)	0.5	-	-	-	-	-	0.0385	0.0206	0.0073	0.0027	0.0045	ND	ND
TSS (mg/L)	15	-	-	-	-	-	4.40	5.37	3.04	3.75	5.00	ND	ND
Ra-226 (Bq/L)	0.37	-	-	-	-	-	0.0053	-	0.0066	0.0052	0.0060	ND	ND
pH low	≥6.0	-	-	-	-	-	6.3	6.3	7.0	7.1	7.5	ND	ND
pH high	≤9.5	-	-	-	-	-	7.2	7.8	7.7	7.8	7.5	ND	ND
Flow (m ³ /month)	—	-	-	-	-	-	6 600	9 265	6 947	5 074	1 683	ND	ND
Rainbow Trout	Pass	-	-	-	-	-	1	2	1	2	1	ND	ND
Acute Lethality Test	Fail	-	-	-	-	-	-	1	-	-	-	-	-
<i>Daphnia magna</i>	Pass	-	-	-	-	-	1	3	1	1	1	ND	ND
Monitoring Test	Fail	-	-	-	-	-	-	-	-	1	-	-	-
Comments:	The mine became subject to the MMER in June 2009. No radium 226 test result was provided for July.												

Notes: ND: No Deposit
 Highlighted data indicate that a monthly effluent quality standard was exceeded for that month.
 A "Pass" for the *Daphnia magna* monitoring test is not a requirement.

NMR: No Measurement Required Pass: ≤50% Mortality Fail: >50% Mortality

Metal Mining Effluent Regulations (MMER) 2009 Effluent Compliance

Mine/Mill Name	Yellowjacket Gold Mine												
Operator Name	Prize Mining Corporation												
Product(s)	Gold												
Address	16-11th Avenue S, Suite 200, Cranbrook, British Columbia VIC 2P1												
Effluent Discharge Point	Ye.TSF – Tailings Storage Facility												
Parameters	Limits	Jan.	Feb.	March	April	May	June	July	Aug.	Sep.	Oct.	Nov.	Dec.
As (mg/L)	0.5	-	-	-	-	-	-	-	-	0.0074	ND	ND	ND
Cu (mg/L)	0.3	-	-	-	-	-	-	-	-	0.0049	ND	ND	ND
CN (mg/L)	1.0	-	-	-	-	-	-	-	-	NMR	ND	ND	ND
Pb (mg/L)	0.2	-	-	-	-	-	-	-	-	0.0007	ND	ND	ND
Ni (mg/L)	0.5	-	-	-	-	-	-	-	-	0.0797	ND	ND	ND
Zn (mg/L)	0.5	-	-	-	-	-	-	-	-	0.0057	ND	ND	ND
TSS (mg/L)	15	-	-	-	-	-	-	-	-	37.00	ND	ND	ND
Ra-226 (Bq/L)	0.37	-	-	-	-	-	-	-	-	0.0025	ND	ND	ND
pH low	≥6.0	-	-	-	-	-	-	-	-	7.9	ND	ND	ND
pH high	≤9.5	-	-	-	-	-	-	-	-	8.1	ND	ND	ND
Flow (m ³ /month)	—	-	-	-	-	-	-	-	-	3 080	ND	ND	ND
Rainbow Trout	Pass	-	-	-	-	-	-	-	-	1	ND	ND	ND
Acute Lethality Test	Fail	-	-	-	-	-	-	-	-	-	-	-	-
<i>Daphnia magna</i>	Pass	-	-	-	-	-	-	-	-	1	ND	ND	ND
Monitoring Test	Fail	-	-	-	-	-	-	-	-	-	-	-	-
Comments:	The mine became subject to the MMER in September 2009.												
Notes: ND: No Deposit Highlighted data indicate that a monthly effluent quality standard was exceeded for that month. A "Pass" for the <i>Daphnia magna</i> monitoring test is not a requirement.	NMR: No Measurement Required			Pass: ≤50% Mortality			Fail: >50% Mortality						

www.ec.gc.ca

Additional information can be obtained at:

Environment Canada

Inquiry Centre

351 St. Joseph Boulevard

Place Vincent Massey, 8th Floor

Gatineau QC K1A 0H3

Telephone: 1-800-668-6767 (in Canada only) or 819-997-2800

Fax: 819-994-1412

TTY: 819-994-0736

Email: enviroinfo@ec.gc.ca

