Indian and Northern Affairs Canada
Affaires indiennes et du Nord Canada

2010 Citizen's Guide to Mining in the NWT

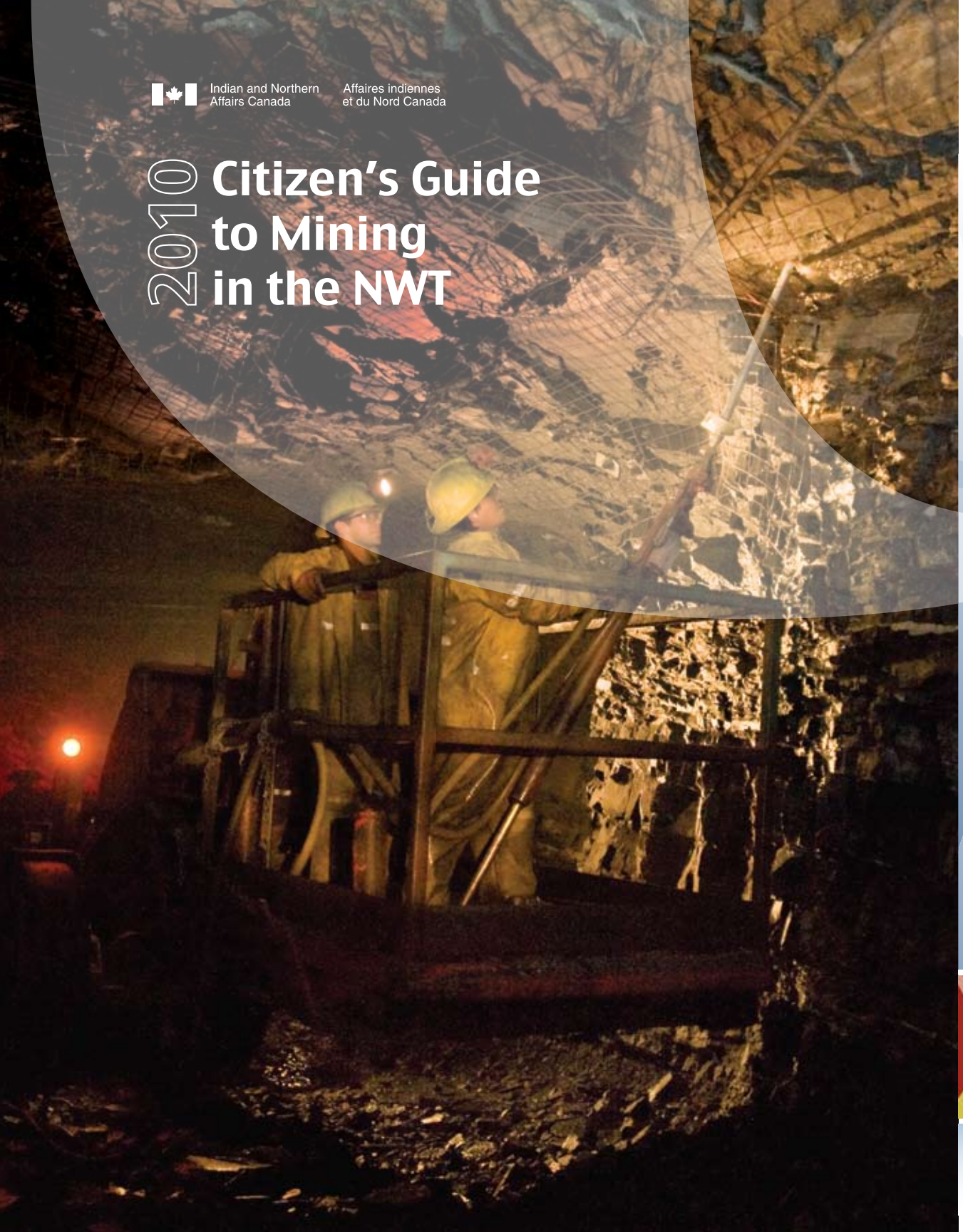

Canada

Information contained in this publication or product may be reproduced, in part or in whole, and by any means, for personal or public non-commercial purposes, without charge or further permission, unless otherwise specified.

You are asked to:

- Exercise due diligence in ensuring the accuracy of the materials reproduced;
- Indicate both the complete title of the materials reproduced, as well as the author organization; and
- Indicate that the reproduction is a copy of an official work that is published by the Government of Canada and that the reproduction has not been produced in affiliation with, or with the endorsement of the Government of Canada.

Commercial reproduction and distribution is prohibited except with written permission from the Government of Canada's copyright administrator, Public Works and Government Services of Canada (PWGSC). For more information, please contact PWGSC at: 613-996-6886 or at: droitdauteur.copyright@tpwgs-pwgsc.gc.ca.

Published under the authority of the
Minister of Indian Affairs and Northern
Development and Federal Interlocutor for
Métis and Non-Status Indians

Ottawa, 2010
www.ainc-inac.gc.ca
1-800-567-9604
TTY only 1-866-553-0554

QS-Y230-020-EE-A1
Catalogue: R2-321/2010E-PDF
ISBN: 978-1-100-17414-3

© Minister of Public Works and Government Services Canada

Cette publication est aussi disponible en français sous le titre :
Guide du Citoyen sur l'Exploitation Minière dans les T.N.-O. - 2010

Table of Contents

Purpose of this Guide 2
Role of INAC in Mineral Management

History of Mining in the NWT 4

Producing Mines and Advance Projects (2009) 6
Geology

Participants in Mine Exploration and Development 8

Overview of the Mining Cycle 9

Consultation and Engagement 10
What is the Crown's duty to consult?
What does Crown consulation mean for Third Parties?

Mineral Management 12
Phase 1 – Mineral Exploration
Phase 2 – Mineral Deposit Appraisal
Phase 3 – Mine Construction
Phase 4 – Mineral Production
Phase 5 – Mine Closure and Reclamation

Total Mineral Production Value by Year (1932 -2008) 23

Total Commodity Value (2009) 24

Purpose of this Guide

Indian and Northern Affairs Canada (INAC), through its regional office in Yellowknife, supports the development of non-renewable resources in the Northwest Territories.

The Citizen's Guide to Mining in the NWT is intended to provide the reader with background information on the Northwest Territories' minerals industry and to explain the various stages of the "mining cycle" that are required to create a successful mining project. This guide also discusses some of the external factors that affect the success or failure of a mining operation and provides information on the benefits derived from each phase of the cycle and how they are distributed.

We encourage companies, communities and other interested parties to contact us with respect to mineral exploration and development, including consultation, in the NWT.

For more information contact:

Mineral and Petroleum Resources Directorate
Indian and Northern Affairs Canada

Tel: (867) 669-2571
Fax: (867) 669-2705
Web: ainc-inac.gc.ca/ai/scr/nt/erd/mm/index-eng.asp
Mail: P.O. Box 1500, Yellowknife, NT, X1A 2R3

Role of INAC in Mineral Management

Indian and Northern Affairs Canada manages most public mineral resources in the NWT through a variety of legislation, regulations, policies and agreements. In some areas where mineral resources have been transferred through land claims, the Aboriginal owners are responsible.

INAC promotes investment in resource development while ensuring that resources are managed wisely. We encourage public participation in the resource management process and provide information and advice to all interested groups including industry, Aboriginal groups, communities and government.

As the manager of Crown lands, INAC is responsible for the disposition and administration of mineral resources within the NWT. Acquiring rights to develop Crown land in the NWT occurs through the *Territorial Lands Act* and the Northwest Territories and Nunavut Mining Regulations (formerly the Canada Mining Regulations). On behalf of all Canadians, INAC collects "rent" for development of Crown lands through royalties, fees and taxes. On privately held lands, such as those transferred through

1930	1938	1948	1960
Radium and uranium at Great Bear Lake	**Gold at Con Mine**	**Gold at Giant Mine**	**Zinc, lead, and tungsten at Pine Point and Cantung**

BHP Billiton Canada Inc.

Aboriginal land claim agreements, development is subject to private agreements between the land owner and industry.

Through its geology offices and staff at the Northwest Territories Geoscience Office (NTGO), INAC conducts geoscientific research in partnership with the territorial and other federal government agencies, and makes its comprehensive database readily available to the public.

Meeting environmental standards is also a requirement for developing mineral resources in the NWT and it is government's responsibility to ensure that the legislation, policy and regulations all serve the public interest by supporting responsible, sustainable development.

Additional information on legislation, policies and agreements governing mineral management in the NWT can be viewed at the following departmental website: www.ainc-inac.gc.ca/ai/scr/nt/clm/index-eng.asp.

1980 — **Resurgence of gold**

1990 — **Diamonds**

2010 — **Rare earth metals**

History of Mining in the NWT

The mining industry has been present in the Northwest Territories nearly 80 years during which time it has made significant contributions to training, jobs, business to infrastructure, including roads, hydro electric power installations and the NWT's only railroad. As the largest private-sector contributor to the NWT's economy, the mining sector has greatly increased the standard of living for most NWT residents.

The NWT hosts a rich geology within eight geological provinces which contain a variety of resources including diamonds, gold, silver, base metals, tungsten, uranium and rare earth metals. This diverse suite of minerals has helped limit the effects of boom-bust cycles seen in other mining areas that are dependent on a single commodity.

The NWT's first mineral operations included radium and uranium mining around Great Bear Lake in the 1930s. This was gradually replaced by gold mining in the Yellowknife area with the opening of the Con Mine and the Giant Mine in 1938 and 1948, respectively. Development was later complemented by the production of zinc, lead and tungsten from the Pine Point and Cantung mining operations in the 1960s. Resurgence in the gold sector in the 1980s offset a declining base metal sector, while the diamond mines replaced the economic contributions of both the gold and base metal sectors in the 1990s. More recently there has been a renewed interest in the diverse metal deposits of the NWT. In part this interest has been driven by a new demand for a new suite of metals – 'the rare earths' – by the "green technology" sector for renewable energy and more efficient transportation.

Each of these mining developments has contributed to the overall economic growth of the NWT through contributions to important infrastructure that has outlived the mines. Mining around Great Bear Lake helped strengthen the Mackenzie River marine transportation system and played an important role in the development of modern winter road technology. Gold mining in and around Yellowknife spurred construction of the Mackenzie Highway, the Snare River and Yellowknife River hydro systems

1930	1938	1948	1960
Radium and uranium at Great Bear Lake	**Gold at Con Mine**	**Gold at Giant Mine**	**Zinc, lead, and tungsten at Pine Point and Cantung**

and the southern portion of the Tibbitt to Contwoyto winter road. Today this ice road remains a critical transportation link to the NWT's three diamond mines. Railway transportation and hydro development on the Taltson River rounded out NWT infrastructure as the result of the Pine Point mine, south of Yellowknife.

Today, northern communities and their residents, in particular Aboriginal people, are benefitting more than ever from mineral development through training programs, job creation, and new businesses – all leading to increased economic prosperity. As a result, governments also benefit significantly through taxes and royalties.

Keeping these northern benefits strong requires a robust mining industry, and continuous exploration investment. Given that only one mineral discovery in ten thousand ever becomes a mine, it is essential that we increase the probability of new discoveries by encouraging investment in exploration.

More recently there has been a renewed interest in the diverse metal deposits of the NWT.

1980 — Resurgence of gold

1990 — Diamonds

2010 — Rare earth metals

Producing Mines and Advance Projects

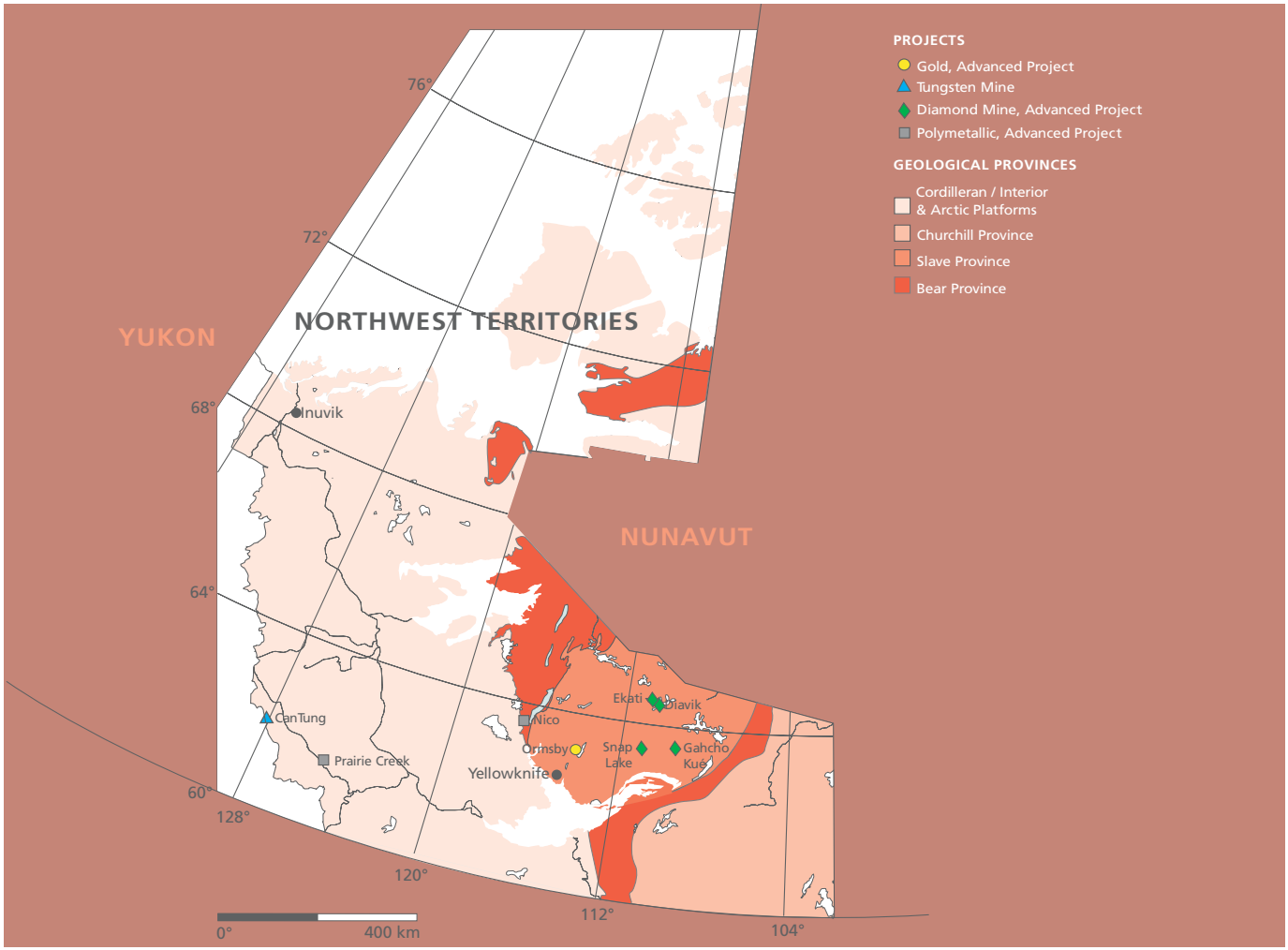

1930

Radium and uranium at Great Bear Lake

1938

Gold at Con Mine

1948

Gold at Giant Mine

1960

Zinc, lead, and tungsten at Pine Point and Cantung

BHP Billiton Canada Inc.

Geology

The NWT's geology records four billion years of the earth's history contained within eight unique geological regions. Each of these geological "provinces" is defined by rocks of different ages and types, containing their own variety of minerals and types of deposits. The oldest rocks in the world – the Acasta Gneiss in the Slave Province – are over four billion years old. The kimberlite pipes that host our diamond mines are relatively young, 55 million year old volcanoes. And the sands and gravels deposited during the last ice age are only 7,000 years old.

The oldest rocks in the world – the Acasta Gneiss in the Slave Province – are over four billion years old.

1980	1990	2010
Resurgence of gold	Diamonds	Rare earth metals

Participants in Mine Exploration and Development

The "minerals industry" is made up of a variety of mining and exploration companies (often called major and junior companies respectively) and individuals with varying expertise and abilities to raise and invest money on mineral-related activities.

Exploration is financially risky. Both exploration and mine development require access to capital, leading edge technology, and skilled professionals. Major mining companies rely partially on the junior companies to perform the early exploration tasks. These smaller companies raise money to acquire land to explore in the hopes of finding valuable mineral deposits. If they are successful in discovering a rich deposit, they often partner with, or sell to a larger major mining company that has the expertise and money required to turn the discovery into a profitable mine. An example of this is the NWT's diamond exploration activity between 1991 and 2003 when many junior companies and groups of prospectors acquired mineral rights. As properties showed promise, the major companies, such as BHP Billiton, Rio Tinto and De Beers became involved. Of the more than 80 companies involved in diamond exploration in 1994, less than a dozen or so are still active in the NWT. Only one, Harry Winston Diamond Corporation, was able to make the transition from junior to a major company.

Diavik Diamond Mines Inc.

No matter the size of the exploration or development project, it is important to engage and inform communities early and appropriately about the complexity of the proposed work in the various stages. This will help ensure expectations are appropriate and compatible. Please consult with an INAC Mineral Advisor for more information and assistance.

1930	1938	1948	1960
Radium and uranium at Great Bear Lake	Gold at Con Mine	Gold at Giant Mine	Zinc, lead, and tungsten at Pine Point and Cantung

Overview of the Mining Cycle

It takes many phases of successful exploration and development work to discover a mineral deposit and turn it into a producing mine. This means that most projects will only undergo limited exploration.

Taking a step forward in the mining cycle requires positive results from the previous step. At any time the exploration company or its investors may find that the potential rewards are no longer worth their investment. The company may give up the project, sell its mineral rights to another investor, or it may choose to hold the property until market conditions improve or economics justify further exploration. The results of the earlier exploration work will be made publicly available to other companies or individuals who may choose to re-explore the property. In some cases, the Crown collects reports and findings from exploration work on properties which become available to the public after a period of confidentiality.

If sufficient minerals are found to support a mining operation, work begins on a variety of new activities starting with financing. Once funding is in place companies can focus on the engineering and environmental design work that will help them get the social, environmental and regulatory approvals necessary to move the project forward. Mine construction follows, with a large variety and number of skilled companies and workers hired. Once complete, production begins and a smaller, dedicated mining workforce begins the process of removing the ore from the ground, separating out the valuable minerals, and then shipping it to customers.

The minerals industry generates benefits and opportunities for communities and individuals, businesses and governments throughout the mining cycle. Benefits come from training and jobs, service and supply businesses, contributions to infrastructure, and through a variety of taxes. The amounts and distribution vary depending on the phase of the mining cycle.

In 1994, there is more than 80 junior companies involved in diamond exploration

1980 — **Resurgence of gold**

1990 — **Diamonds**

2010 — **Rare earth metals**

Consultation and Engagement

INAC as part of the Crown, recognizes the importance of consultation and the need to respect Aboriginal and treaty rights. The Department takes this duty very seriously. In the Northwest Territories, INAC has developed an approach to Crown consultation that is responsive to the unique regulatory environment of the NWT.

Through this consultation approach, INAC completes a preliminary assessment to determine if the legal duty to consult arises and how it can be met. To discharge its duty to consult, the Crown will rely, to the extent possible, on the regulatory processes set out in the *Mackenzie Valley Resource Management Act*. If this duty arises, the INAC NT Regional Office will ensure that an appropriate level of consultation is undertaken and provide industry with information and advice to assist in this process.

What is the Crown's duty to consult?

The purpose of Section 35 based Crown consultation is the reconciliation of Aboriginal rights with the exercise of Crown sovereignty. Practically, it is the process of ensuring that Aboriginal peoples' rights are fairly considered in government conduct (including the issuance of authorizations related to mineral exploration and development) that could potentially affect those rights, particularly in the approval of developments involving land and resources.

MINING

Even using the best science, exploration is a gamble. Few mineral exploration projects result in producing mines. Between 1971 and 2009 approximately 2350 exploration projects have been monitored by INAC. To date, about 20 (less than 1%) of these projects have advanced to production. In the NWT, the odds of creating a mine from an attractive deposit are even less due to higher costs from the lack of infrastructure such as roads and expensive power, as well as our challenging climate.

NOT FOR THE FAINT HEARTED

What does Crown consultation mean for Third Parties?

The courts have stated that third parties, such as developers, do not have a Section 35 based legal duty to consult with Aboriginal people; however, the engagement and consultation done by developers and other third parties may be taken into account when the Crown is assessing consultation obligations.

For example, a mining exploration company may meet with an Aboriginal group to explain a proposed drilling exploration project, answer any questions and possibly address their concerns. If the duty to consult arises in this particular case (i.e. the Crown decision that would determine whether to allow the permitting of the proposed project), the Crown might take the company's consultation efforts into account, as well as consultation that the Crown may have conducted, when assessing its consultation obligations.

A third party benefits from being proactive, building relationships and sharing information with potentially affected Aboriginal groups from the very beginning stages of its proposed project. This makes good business sense.

For additional information please contact a Mineral Advisor in the Mineral Development Division of INAC at 867-669-2618.

Mineral Management

Phase 1 – Mineral Exploration

Exploration is the first stage in the mining cycle. It is the least expensive and involves activities with minimal impacts. The probability of finding a *mineral occurrence* (the presence of a mineral) that eventually becomes a mine has been estimated at less than 1%. This stage has the highest probability of failure.

During exploration, smaller "junior" mining companies or groups of prospectors raise money from private investors or through the stock market. Larger mining companies can use the profits from their mining operations to fund exploration or acquisitions.

Exploration costs money; there are no profits. However, continued success in exploration can increase a company's share price, which increases the value of the company to shareholders. This helps the company to raise additional money to advance the project.

In the early stages, research is a key activity involving reviewing reports of government geologists or those of previous explorers in order to find clues to the location of a mineral deposit. Research can be done before acquiring formal rights to the land (tenure). Once a company decides where it wants to explore, it will want to protect its plans until it acquires the exclusive exploration rights for the land it selected to explore. These mineral tenure rights can be granted by government in the form of a prospecting permit, a mineral claim or eventually a mineral lease. Only once the company's interests are protected, will it invest in more detailed and more expensive exploration field work.

Field work includes prospecting, geological mapping, collecting, identifying and analyzing rock and soil samples (geochemical surveys), and airborne and ground geophysical surveys. If interesting minerals are found, more exploration effort will be focused on these smaller targets, called anomalies. Additional smaller but more detailed surveys may be conducted, followed by drilling to remove small rock samples from below the surface. These samples are analyzed for their mineral content in the hopes they might form part of a larger mineral occurrence.

Early stage mineral exploration projects typically cost in excess of $2 million. Given the limited odds for success, most projects do not proceed beyond this phase. Over the last 10 years, early exploration projects in the NWT have generated expenditures of about $100 million/year, with an average of $2.3 million per project.

This booklet quotes mineral exploration dollars in Canadian currency.

phase 1 phase 2 phase 3

The majority of the expenditures at this stage relate to costs of labour for drilling, geological mapping, airborne and ground geophysical and geochemical surveys and camp support; and service and supply costs for air transportation, contracted technical experts, and groceries and sundry supplies. While opportunities at the individual project level may not be overly large, the exploration phase can provide a steady and moderate number of jobs and business opportunities.

	Exploration planning	Regional surveys	Prospecting and surveys	Verify anomalies and showings	Discovery and delimitation
Objectives	Select target areas for exploration. Establish exploration objectives and strategies.	Find regional and more localized anomalies. Select significant targets.	Acquire properties. Confirm presence, exact location and characteristics of anomalies.	Acquire additional properties as required. Investigate anomalies. Find mineral showings.	Justify deposit appraisal program on discovered mineral deposit.
Activities	Office and legal work. Begin pre-consultation and pre-engagement potential activities as early as possible with Aboriginal groups and continue throughout.	Purchase airborne and satellite survey data. Prospect. Investigate and select anomalies.	Ground-based geological and geophysical prospecting and surveys. Review and select significant.	Geological mapping and other surveys; some trenching, cutting line grids and claim-staking. Increase level of community engagement in preparation for formal regulatory process, ie: land use permits and water licenses.	Detailed mapping; trenching, drilling, ground surveys and initial environmental baseline work. Meaningful and early engagement during this stage will greatly reduce risk.
Results	Exploration projects.	Regional anomalies.	Local anomalies.	Mineral showings.	Mineral deposits.
Investment	Low but increasing.	Low but increasing.	Low but increasing.	Low but increasing.	Low but increasing.
Risk level	Very high but decreasing risk of failure and financial loss.	Very high but decreasing risk of failure and financial loss.	Very high but decreasing risk of failure and financial loss.	Very high but decreasing risk of failure and financial loss.	Very high but decreasing risk of failure and financial loss.

Phase 2 – Mineral Deposit Appraisal

Less than one in 10 mineral occurrences is sufficiently rich to justify the additional exploration expenditures required to move it forward to the *mineral deposit* appraisal stage.

Once early exploration discovers what appears to be an attractive deposit, more detailed appraisal is required to show if it has the potential to become a profitable mine. A *mineral deposit* is an occurrence that has a certain grade and tonnage making it an attractive candidate for continued development. This appraisal stage can be quite expensive, ranging from $5 million for a small deposit to $100 million for large deposits. Funds may be raised through sales of additional shares in the project, or from internal corporate sources.

More extensive exploration and analysis will define the characteristics of a mineral deposit during this stage. Depending on the location and the type of mineral, these activities may include: drilling, underground sampling, opening small scale pits, and building small, on-site processing facilities. Environmental work also takes place along with some engineering pre-design work before a mine is built. The end of this stage is often a feasibility study that may lead to the decision to construct a mine.

Permits and licenses are required at various stages. In the NWT, a company will require a land use permit and/or a water licence if operations such as drilling or trenching are expected or with the addition of a multi-year camp

Governments receive income from taxes paid by employees, and from the purchase of supplies, and fees for permits and licenses. Additional technical data may be collected, which may result in future work. This can lead to many opportunities in the drilling and logistic support areas for nearby communities depending on the scale of the appraisal work.

!

Initiate early engagement discussions on Participation Agreements such as Impact Benefits Agreements; could be initiated through the Minerals Development Advisory Group (MDAG) (contact INAC Mineral Advisor)

phase 1 phase 2 phase 3



Canadian Zinc Corporation

	Deposit definition	Project engineering	Project economics	Feasibility study and production decision
Objectives	Acquire data for engineering planning.	Obtain realistic plans, schedules, investment costs and operating cost estimates for all aspects of the project.	Define parameters and carry out economic, financial and socio-political evaluation of the project.	Validate data. Decide whether to proceed and obtain required permits.
Activities	Mapping, sampling and drilling. Detailed environmental and site surveys. Ongoing consultation and engagement.	Pilot tests and engineering. Cost estimates for mining, processing, infrastructure, environmental protection and restoration.	Market studies and risk analysis.	Extensive due diligence review and evaluation of geological, engineering, environmental, economic, legal and site data.
Results	Deposit appraisal.	Deposit appraisal.	Deposit appraisal.	Deposit appraisal.
Investment	Much larger and increasing.	Much larger and increasing.	Much larger and increasing.	Much larger and increasing.
Risk level	High but decreasing risk of failure.	High but decreasing risk of failure.	High but decreasing risk of failure.	High but decreasing risk of failure.

Phase 3 – Mine Construction

Constructing a mine is the most expensive phase of the mining cycle, and mines in the NWT have cost from tens of millions of dollars to more than one billion dollars.

A company will only commit to constructing a mine once they weigh all the costs against the value of future mineral sales. Through a feasibility study they examine the costs for buildings, equipment and other facilities, the size and cost of the work force, the goods and supplies needed to operate the mine, permitting and regulatory requirements, and any required Aboriginal or socio-economic agreements. Through market studies, the company will try to predict the value of mineral sales.

In most cases, once a positive feasibility study is approved and regulatory approvals are received, construction can begin. However, it is not uncommon for the project to be delayed by several years if there has been a significant change in commodity prices or to the company's financial situation. It is also not uncommon for a company to make a production decision after all regulatory approvals and licences are received.

Price Taker

The minerals industry is a price taker. It cannot set its own prices for its products but is forced to take what price the market will bear. Commodity prices are cyclical and determined by world supply and demand. Since most commodities are traded in US dollars, the price that industry must take also changes with the Canada:US dollar exchange rate. These exchange rates can affect the mine's ability to continue to operate.

phase 1 phase 2 phase 3

Financing can come from a combination of sources, including profits from other properties owned, issuance of additional shares in the company, and with money borrowed from banks.

As in the Mineral Deposit Appraisal phase, governments benefit from personal income taxes paid by construction workers, corporate taxes from contractors, sales and other taxes. The local construction industry benefits while other local businesses may win substantial contracts for services and supplies.

Communities also benefit. Land claim requirements and community expectations have led Aboriginal groups and mining companies to negotiate agreements that address such things as Aboriginal scholarships, training, jobs and business opportunities. The Government of the Northwest Territories has also negotiated broader socio-economic agreements with mining companies to help ensure opportunities are available to all northerners.

	Construction and mine preparation
Objectives	Complete mine development and construction on schedule and within budget.
Activities	Mine construction and detailed start-up plan; maintain community engagement; ensure project benefits to affected communities are maximized through robust community engagement and ongoing review of Participation Agreements.
Results	A mine and associated facilities and infrastructure.
Investment	Large to very large.
Risk level	Low to moderate industrial risk.

Phase 4 – Mineral Production

With construction complete, mineral production begins. Most mining companies want at least a ten-year life span to allow adequate time to pay back their exploration and construction costs and to create profits.

Mining provides its own challenges, and during a mine's long operating life, market prices will change, as may the quality and characteristics of the ore body. The mining company must constantly evaluate and adjust to this changing operating environment, which may require revisions to the scope and scale of mining activities or the use of different technology and practices. Similarly, companies also monitor their work with local communities, including ongoing review of commitments made in community agreements.

Mineral production is the only part of the mining cycle that offers the opportunity to create profits to the mining company. The odds are not favourable – less than 1% of discoveries ever reach this stage.

Canadian Zinc Corporation

A producing mine presents significant opportunities for training, employment and local business development, especially if the ore reserve allows for a long operating life. Between 1997 and 2010, the three diamond mines in the NWT spent more than $10 billion on capital, operating and sustaining costs. The majority of this was for wages, equipment, and for purchasing goods needed to operate the mine.

Governments also benefit through various taxes, fees and royalties, and they can benefit significantly when markets are strong. However, even when the mine is not in a profitable position, governments still receive revenue through personal income taxes, sales taxes and indirect activity created by the mine production facilities. In addition, some of the royalties collected by government in the Mackenzie Valley flow to Aboriginal groups under settled land claims.

	Production and marketing
Objectives	Achieve planned rate and specifications of commercial production on schedule and within budget.
Activities	Surface and/or underground mining, processing and environmental monitoring; maintain community engagement.
Results	Mineral production.
Investment	Large to very large.
Risk level	Low to moderate industrial risk.

Phase 5 – Mine Closure and Reclamation

All mines eventually must close as the resources run out. In preparation, mining companies create closure and reclamation plans as a regulatory requirement of their water licence. The role of INAC as the resource manager is to ensure that the company safely closes the operation, returning it to an environmentally safe state that leaves no liability to the public.

A closure and reclamation plan allows for "progressive reclamation" during mine life. This "clean as you go approach" by industry helps save money. Rather than beginning reclamation after the mine is closed, the company can use its more efficient mining equipment to do the work. This also means there is less to do at final closure when no profits are being generated.

Older mines have a more complex mix of infrastructure due to technology and equipment changes throughout the mine's life. This can be challenging when it comes to closure especially if older materials have now been declared hazardous. It then requires more stringent disposal techniques under more rigorous regulations to manage that disposal. In some instances it may actually cost more to demolish and reclaim an old building site than it did for the original construction because of the presence of this mix of materials.

The closure of a mine is a direct cost to a mining company. If the mine closes because of financial difficulties created by low commodity prices or the bankruptcy of the mine's owners, financial security put in place by modern mines should result in no cost to government.

Even during the mine closure phase the mine can still create value. Reclamation work can require specialized businesses and job skills, each of which generates taxes. It can take several years to close a mine and some mines may require long-term monitoring after closure, all of which generates meaningful economic opportunities, though on a smaller scale than those associated with production. Skills are often specialized but are also applicable to other mine sites.

Canadian Zinc Corporation

	Mining closure, site restoration and reclamation
Objectives	Restore site to environmentally acceptable condition.
Activities	Environmental restoration and monitoring; maintenance of community engagement is critical and can be achieved by including affected communities in Mine Closure and Reclamation planning.
Results	Restored site.
Investment	Large to very large.
Risk level	With proper planning, low risk.

Security helps ensure proper closure and reclamation

The Government of Canada is committed to ensuring that new mining operations do not leave a legacy of environmental or human health hazards or a financial liability to the Canadian taxpayer.

INAC's 2002 Mine Site Reclamation Policy for the Northwest Territories sets out principles regarding mine site closure and reclamation, including requirements for securities, or money that is held in trust by the government that can be used if a company is not able to close a mine site itself due to insolvency and/or bankruptcy.

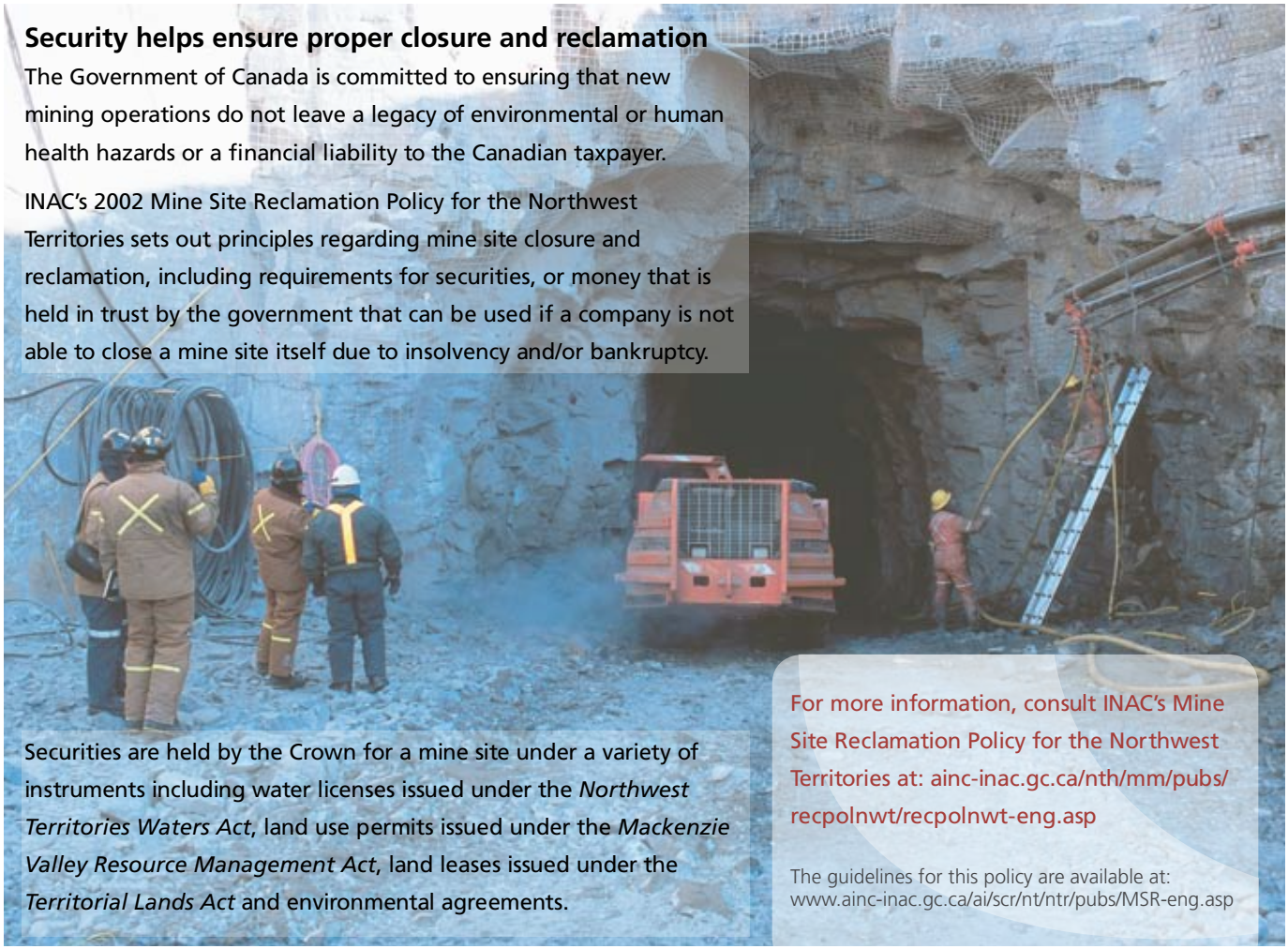

BHP Billiton Canada Inc.

Securities are held by the Crown for a mine site under a variety of instruments including water licenses issued under the *Northwest Territories Waters Act*, land use permits issued under the *Mackenzie Valley Resource Management Act*, land leases issued under the *Territorial Lands Act* and environmental agreements.

For more information, consult INAC's Mine Site Reclamation Policy for the Northwest Territories at: ainc-inac.gc.ca/nth/mm/pubs/recpolnwt/recpolnwt-eng.asp

The guidelines for this policy are available at: www.ainc-inac.gc.ca/ai/scr/nt/ntr/pubs/MSR-eng.asp

Total Mineral Production Value by Year (1932-2008)

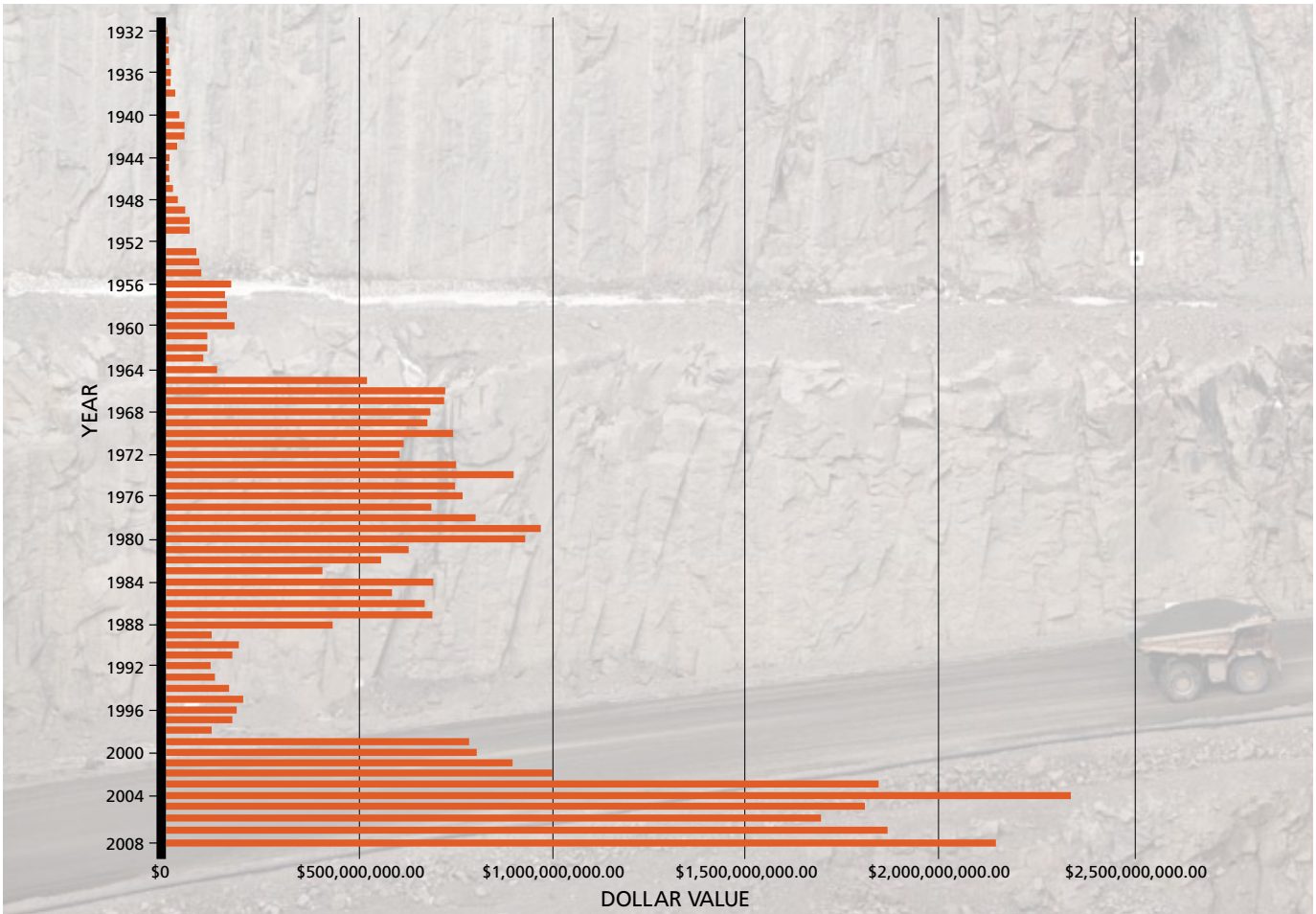

Note: All commodity values have been converted to 2008 Dollars. Statistics were derived primarily from Mines and Mineral Activities Reports published by DIAND or from mineral production statistics available on the NRCan Minerals And Mining Statistics website. Statistics in italics were derived from other sources (DIAND Mineral Industry Reports and Exploration Overviews, Company Annual Reports, GSC Mineral Industry Reports).



Total Commodity Value (2009)

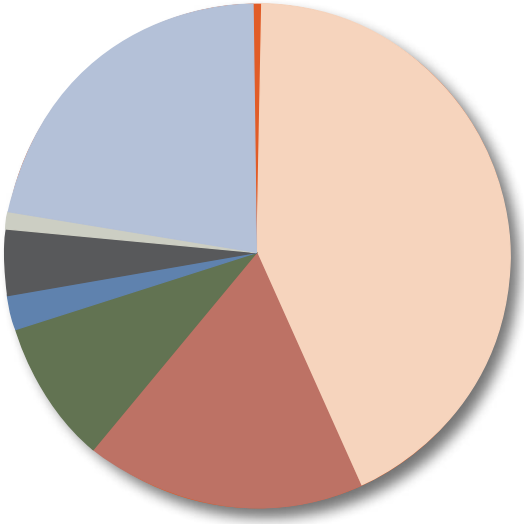

Copper (Cu) (2010)	$67,315,000
Diamonds (Di) (2006)	$16,532,280,000
Gold (Au) (2009)	$6,889,305,000
Lead (Pb) (2009)	$3,429,440,000
Silver (Ag) (2009)	$862,240,000
Tungsten (WO_3) (2009)	$1,562,070,000
Uranium (U) (2009)	$437,135,000
Zinc (Zn) (2009)	$8,552,100,000

If you are an individual or a company looking at opportunities to join our exciting northern mining industry, please contact the Mineral Development Division at Indian and Northern Affairs Canada in Yellowknife for more information.

Mineral Development Division
Phone: (867) 669-2571
Fax: (867) 669-2705
Web: ainc-inac.gc.ca/ai/scr/nt/erd/mm/index-eng.asp
Mail: Box 1500, Yellowknife, NT, X1A 2R3.

Additional contact information for the INAC – NT Region:

Operations Directorate
Ph.: (867) 669-2630
Fax: (867) 669-2706

Consultation Support Unit
Ph: (867) 669-2865
Web: consultationsupportunit@inac.gc.ca
Fax: (867) 669-2891

2010 **Citizen's Guide to Mining in the NWT**

Cover photo courtesy of www.archbould.com

QS-Y230-020-EE-A1
Catalogue: R2-321/2010E-PDF
ISBN: 978-1-100-17414-3