



FOR IMMEDIATE RELEASE
POUR PUBLICATION IMMÉDIATE

November 29, 2002
le 29 novembre 2002

CONTENTS
TABLE DES MATIÈRES

| <u>Page</u> <u>Page</u> | | <u>Table</u> ¹ <u>Tableau</u> ¹ |
|----------------------------|--|--|
| * 3 | Bank of Canada: assets and liabilities / <i>Banque du Canada : actif et passif</i> | B2 |
| 4, 5 | Chartered bank assets / <i>Actif des banques à charte</i> | C1 |
| 5, 6 | Chartered bank liabilities / <i>Passif des banques à charte</i> | C2 |
| 7 | Selected seasonally adjusted series: Chartered bank assets and liabilities <i>Quelques statistiques bancaires désaisonnalisées : Avoirs et engagements des banques à charte</i> | C8 |
| * 7 | Positions of the Directly Clearing members of the Canadian Payments Association <i>Positions des adhérents de l'Association canadienne des paiements</i> | B3 |
| * 7 | Bank of Canada buy-back transactions <i>Opérations à réméré de la Banque du Canada</i> | B3 |
| * 8, 9, 10 | Financial market statistics / <i>Statistiques du marché financier</i> | F1 |
| * 10 | Exchange rates / <i>Cours du change</i> | I1 |
| * 11, 12 | Monetary aggregates / <i>Agrégats monétaires</i> | E1 |
| 13, 14, 15 | Credit measures / <i>Mesures du crédit</i> | E2 |
| * 16 | Government of Canada securities outstanding / <i>Encours des titres du gouvernement canadien</i> | G4 |
| * 16 | Government of Canada deposits / <i>Dépôts du gouvernement canadien</i> | |
| * 17 | Net new securities issues placed in Canada and abroad <i>Émissions nettes de titres placés au Canada et à l'étranger</i> | F4 |
| * 17 | Corporate short-term paper outstanding / <i>Encours des effets à court terme des sociétés</i> | F2 |
| * 18, 19 | Charts: interest rates, exchange rates and monetary conditions index <i>Graphiques : taux d'intérêt, cours du change et indice des conditions monétaires</i> | |
| * 20 | Consumer Price Index and monetary conditions index <i>Indice des prix à la consommation et indice des conditions monétaires</i> | |

The *Weekly Financial Statistics* publication (including a schedule for the release of data) and information on the Bank of Canada are available on the Internet at the Bank of Canada Web site: www.bank-banque-canada.ca. For information on the contents of the *Weekly Financial Statistics* contact Maureen Tootle (613) 782-7333 or wfsmail@bank-banque-canada.ca

On peut consulter le Bulletin hebdomadaire de statistiques financières (y compris le calendrier des dates de publication des données) et obtenir des renseignements sur la Banque du Canada dans Internet (site Web) à l'adresse suivante : www.bank-banque-canada.ca. Pour en savoir plus sur le contenu du Bulletin hebdomadaire de statistiques financières, prière de communiquer avec Maureen Tootle au (613) 782-7333 ou à l'adresse électronique wfsmail@bank-banque-canada.ca

Data in this package are unadjusted unless otherwise stated / *À moins d'indication contraire, les données de cette publication n'ont pas été désaisonnalisées.*

For all Wednesday series, in the event a holiday falls on a Wednesday, data for the preceding business day will be shown.

Si un jour férié tombe un mercredi, ce sont les séries du jour ouvrable précédent qui sont présentées.

"R" revised / *révisé*

* New information this week. / *Nouvelles données de cette semaine*

(1) Refers to the corresponding *Bank of Canada Banking and Financial Statistics* tables and footnotes. / *Renvoie à la note ou au tableau correspondant dans les Statistiques bancaires et financières de la Banque du Canada.*

Subscriptions or copies of Bank of Canada publications may be obtained from: Publications Distribution Section, Bank of Canada, Communications Services, Ottawa, Ontario, Canada K1A 0G9. Remittances in CANADIAN DOLLARS should be made payable to the Bank of Canada. For further information, please call (613) 782-8248.

Pour s'abonner aux publications de la Banque du Canada ou en obtenir des exemplaires, il suffit de s'adresser au Service de diffusion des publications, Banque du Canada, Services de communication, Ottawa, Ontario, CANADA K1A 0G9. Les paiements doivent être libellés EN DOLLARS CANADIENS et faits à l'ordre de la Banque du Canada. Pour de plus amples renseignements, composer le (613) 782-8248.

| Regular subscription | | Abonnement ordinaire | |
|--|----------|---|-----------|
| Delivery in Canada by mail or at Bank of Canada Regional Offices | \$55.00 | <i>Livraison au Canada par la poste ou aux bureaux régionaux de la Banque du Canada</i> | 55,00 \$ |
| Delivery to the United States | \$70.00 | <i>Livraison aux États-Unis</i> | 70,00 \$ |
| Delivery to all other countries | \$110.00 | <i>Livraison dans les autres pays</i> | 110,00 \$ |
| Library subscription * | | Abonnement pour bibliothèques * | |
| Delivery in Canada | \$45.00 | <i>Livraison au Canada</i> | 45,00 \$ |
| Delivery to the United States | \$55.00 | <i>Livraison aux États-Unis</i> | 55,00 \$ |
| Delivery to all other countries | \$85.00 | <i>Livraison dans les autres pays</i> | 85,00 \$ |
| Single copies | | Achats à l'exemplaire | |
| Delivered by mail | \$2.00 | <i>Livraison par la poste</i> | 2,00 \$ |
| Picked up at Bank of Canada Regional Offices | \$1.25 | <i>Aux bureaux régionaux de la Banque du Canada</i> | 1,25 \$ |
| <ul style="list-style-type: none"> All Canadian orders and subscriptions must add 7% GST and PST where applicable. | | <ul style="list-style-type: none"> <i>Ajouter au montant de tous les abonnements et commandes en provenance du Canada 7 % pour la TPS et la taxe de vente provinciale, s'il y a lieu.</i> | |
| <ul style="list-style-type: none"> Back copies of the WEEKLY FINANCIAL STATISTICS will not be available. | | <ul style="list-style-type: none"> <i>Les anciens numéros du BULLETIN ne sont pas disponibles.</i> | |
| <ul style="list-style-type: none"> * Rates for Canadian governmental and public libraries and libraries of Canadian and foreign educational institutions. | | <ul style="list-style-type: none"> <i>Tarif pour les bibliothèques des divers ordres de gouvernement au Canada, les bibliothèques publiques et les bibliothèques des établissements d'enseignement canadiens et étrangers.</i> | |

Contents may be reproduced or referred to provided that the Weekly Financial Statistics with its date, is specifically quoted as the source.

Reproduction autorisée à condition que la source—Bulletin hebdomadaire de statistiques financières—et la date soient formellement indiquées.

| Average of Wednesdays and Wednesday | | BANK OF CANADA: ASSETS AND LIABILITIES (Millions of dollars) ¹ <i>BANQUE DU CANADA : ACTIF ET PASSIF (En millions de dollars)¹</i> | | | | | | | | | | BFS Table B2 SBF Tableau B2 |
|---|---|---|--------------------------------------|-----------------------|---------------|----------------------------|--|---|---|---------------|-----------------------|--------------------------------|
| Moyenne mensuelle des mercredis ou données du mercredi | | <i>Actif</i> | | | | | | | | | | |
| | | Government of Canada direct and guaranteed securities <i>Titres émis ou garantis par le gouvernement canadien</i> | | | | Advances <i>Avances</i> | Other investments ² <i>Autres placements²</i> | Foreign currency deposits <i>Dépôts en monnaies étrangères</i> | All other assets <i>Autres éléments de l'actif</i> | | Total <i>Total</i> | |
| | | Treasury bills (amortized value) <i>Bons du Trésor (valeur après amortissement)</i> | Other <i>Autres</i> | Total <i>Total</i> | | | | Of which: Held under purchase and resale agreements ³ <i>Dont : Des effets pris en pension³</i> | | | | |
| | | 3 years and under <i>3 ans ou moins</i> | Over 3 years <i>Plus de 3 ans</i> | | | | | | | | | |
| | | B3 B113702 | B5 B113704 | B6 B113705 | B2 B113701 | B16 B113724 | B7/B14 B113706/B113711 | B15 B113712 | B17 B113725 | B8 B113713 | B1 B113700 | |
| 2002 | A | 13,338 | 8,509 | 19,487 | 41,334 | 329 | 3 | 321 | 718 | - | 42,705 | |
| | S | 13,641 | 8,989 | 17,962 | 40,592 | 646 | 3 | 346 | 569 | - | 42,156 | |
| | O | 13,775 | 8,989 | 17,962 | 40,726 | 407 | 3 | 326 | 702 | - | 42,164 | |
| | N | 13,839 | 8,990 | 18,497 | 41,326 | 615 | 3 | 324 | 835 | - | 43,103 | |
| 2002 | O | 2 13,646 | 8,989 | 17,962 | 40,597 | 501 | 3 | 325 | 641 | - | 42,067 | |
| | | 9 13,677 | 8,989 | 17,962 | 40,628 | 442 | 3 | 332 | 670 | - | 42,074 | |
| | | 16 13,797 | 8,989 | 17,962 | 40,748 | 458 | 3 | 328 | 702 | - | 42,238 | |
| | | 23 13,826 | 8,989 | 17,961 | 40,776 | 351 | 3 | 323 | 733 | - | 42,186 | |
| | | 30 13,930 | 8,990 | 17,961 | 40,881 | 285 | 3 | 323 | 764 | - | 42,255 | |
| | N | 6 13,972 | 8,990 | 18,319 | 41,281 | 547 | 3 | 320 | 795 | - | 42,945 | |
| | | 13 13,877 | 8,990 | 18,319 | 41,186 | 636 | 3 | 319 | 828 | - | 42,971 | |
| | | 20 13,917 | 8,990 | 18,675 | 41,581 | 459 | 3 | 330 | 842 | - | 43,215 | |
| | | 27 13,593 | 8,990 | 18,674 | 41,257 | 819 | 3 | 329 | 874 | - | 43,281 | |
| Changes from the date indicated: / <i>Variations par rapport à la date indiquée :</i> | | | | | | | | | | | | |
| 2001 | N | 28 1,221 | -180 | 1,671 | 2,712 | 386 | - | -18 | -11 | - | 3,068 | |
| 2002 | N | 20 -324 | - | -1 | -324 | 360 | - | -1 | 32 | - | 66 | |

| Average of Wednesdays and Wednesday | | BANK OF CANADA: ASSETS AND LIABILITIES (Millions of dollars) <i>BANQUE DU CANADA : ACTIF ET PASSIF (En millions de dollars)</i> | | | | | | | | | | continued <i>suite</i> |
|---|---|--|----------------|----------------|----------------|--|--|---|---|---|-----------------------|---------------------------|
| Moyenne mensuelle des mercredis ou données du mercredi | | <i>Liabilities</i> <i>Passif</i> | | | | | | | | | | |
| | | Notes in circulation ⁴ <i>Billets en circulation⁴</i> | | | | Canadian dollar deposits <i>Dépôts en dollars canadiens</i> | | | Foreign currency liabilities <i>Engagements en monnaies étrangères</i> | All other liabilities <i>Autres éléments du passif</i> | Total <i>Total</i> | |
| | | | | | | Government of Canada <i>Gouvernement canadien</i> | Chartered banks <i>Banques à charte</i> | Other members of the Canadian Payments Association <i>Autres membres de l'Association canadienne des paiements</i> | Other <i>Autres</i> | | | |
| | | B51 B113715 | B54 B113718 | B55 B113719 | B59 B113723 | B56 B113720 | B57 B113721 | B58 B113722 | B50 B113714 | | | |
| 2002 | A | 39,035 | 2,464 | 337 | 41 | 277 | 153 | 398 | 42,705 | | | |
| | S | 38,890 | 1,759 | 623 | 71 | 278 | 174 | 360 | 42,156 | | | |
| | O | 38,911 | 1,945 | 458 | 49 | 277 | 155 | 368 | 42,164 | | | |
| | N | 38,617 | 3,036 | 588 | 78 | 276 | 154 | 354 | 43,103 | | | |
| 2002 | O | 2 38,951 | 1,790 | 435 | 116 | 278 | 152 | 343 | 42,067 | | | |
| | | 9 39,065 | 1,705 | 460 | 31 | 277 | 159 | 378 | 42,074 | | | |
| | | 16 39,301 | 1,656 | 462 | 46 | 279 | 156 | 338 | 42,238 | | | |
| | | 23 38,639 | 2,343 | 370 | 31 | 277 | 154 | 372 | 42,186 | | | |
| | | 30 38,601 | 2,231 | 564 | 20 | 275 | 154 | 409 | 42,255 | | | |
| | N | 6 38,742 | 2,844 | 420 | 176 | 276 | 152 | 335 | 42,945 | | | |
| | | 13 38,808 | 2,679 | 567 | 119 | 275 | 148 | 374 | 42,971 | | | |
| | | 20 38,378 | 3,559 | 505 | 5 | 275 | 158 | 335 | 43,215 | | | |
| | | 27 38,541 | 3,064 | 859 | 11 | 276 | 158 | 373 | 43,281 | | | |
| Changes from the date indicated: / <i>Variations par rapport à la date indiquée :</i> | | | | | | | | | | | | |
| 2001 | N | 28 2,308 | 382 | 341 | -2 | 30 | -6 | 15 | 3,068 | | | |
| 2002 | N | 20 163 | -495 | 354 | 6 | 1 | - | 38 | 66 | | | |

- (1) Net amount of uncompleted securities transactions (excluding SPRA and SRA) with dealers and banks in Canada has a potential cash reserve effect of \$- millions in the latest week. / *Le montant net des opérations sur titres non encore liquidées (à l'exclusion des prises en pension spéciales et des cessions en pension) avec les courtiers en valeurs mobilières et les banques au Canada a une incidence virtuelle de - millions de dollars sur les réserves-encaisse de la dernière semaine.*
- (2) Other investments comprise mainly holdings of U.S. dollar denominated securities and direct purchases of one-month bankers' acceptances. / *Les autres placements comprennent principalement les titres libellés en dollars É.-U. et des achats directs d'acceptations bancaires à un mois.*
- (3) Included in all other assets. Prior to November 10, 1999 included in Government of Canada direct and guaranteed securities. / *Inclus dans Autres éléments de l'actif. Avant le 10 novembre 1999, était inclus dans Titres émis ou garantis par le gouvernement canadien.*
- (4) Includes currency both inside and outside deposit-taking financial institutions. / *Inclut à la fois les billets détenus par les institutions de dépôt et les billets en circulation.*

| Monthly Average Moyenne mensuelle | | CHARTERED BANK ASSETS (Millions of dollars) <i>ACTIF DES BANQUES À CHARTE (En millions de dollars)</i> | | | | | | | | BFS Table C1 SBF Tableau C1 |
|--------------------------------------|---|---|--|--|---|---|--|--------|-----------------------|--------------------------------|
| | | Canadian dollar assets <i>Avoirs en dollars canadiens</i> | | | | | | | | |
| | | Liquid assets <i>Avoirs de première liquidité</i> | | | | | | | | |
| | | Bank of Canada notes and coin <i>Pièces et billets de la Banque du Canada</i> | Bank of Canada deposits <i>Dépôts à la Banque du Canada</i> | Treasury bills (amortized value) <i>Bons du Trésor (valeur après amortissement)</i> | Government of Canada direct and guaranteed bonds <i>Obligations émises ou garanties par le gouvernement canadien</i> | Call and short loans <i>Prêts à vue ou à court terme</i> | Holdings of selected short-term assets <i>Divers avoirs à court terme</i> | | Total <i>Total</i> | |
| | | B403 | B404 | B406 | B408 | B409 | B411 | B442 | B471 | B441 |
| 2001 | J | 3,756 | 485 | 14,153 | 43,671 | 31,236 | 547 | 17,220 | 15,299 | 126,368 |
| | F | 3,323 | 466 | 18,384 | 46,490 | 31,288 | 685 | 17,824 | 13,503 | 131,961 |
| | M | 3,213 | 504 | 18,207 | 41,855 | 35,322 | 637 | 18,887 | 13,056 | 131,682 |
| | A | 3,477 | 697 | 19,062 | 49,476 | 32,444 | 665 | 17,520 | 12,914 | 136,254 |
| | M | 3,734 | 531 | 20,249 | 51,578 | 35,512 | 578 | 17,026 | 15,707 | 144,915 |
| | J | 3,584 | 693 | 18,408 | 52,425 | 31,603 | 725 | 16,976 | 15,405 | 139,819 |
| | J | 3,695 | 571 | 17,600 | 52,342 | 31,675 | 725 | 16,847 | 13,902 | 137,357 |
| | A | 3,700 | 423 | 17,064 | 51,137 | 32,925 | 514 | 16,612 | 12,969 | 135,344 |
| | S | 3,582 | 750 | 17,571 | 50,276 | 34,594 | 601 | 16,596 | 14,644 | 138,614 |
| | O | 3,607 | 630 | 16,595 | 47,814 | 34,516 | 584 | 15,721 | 14,178 | 133,645 |
| | N | 3,513 | 452 | 18,627 | 49,735 | 30,520 | 482 | 15,773 | 14,719 | 133,821 |
| | D | 4,065 | 625 | 22,229 | 50,859 | 28,360 | 573 | 16,439 | 14,335 | 137,485 |
| 2002 | J | 3,657 | 492 | 22,288 | 50,405 | 28,345 | 504 | 15,370 | 14,949 | 136,009 |
| | F | 3,195 | 497 | 21,755 | 50,927 | 30,289 | 518 | 15,827 | 15,499 | 138,508 |
| | M | 3,198 | 588 | 21,123 | 51,201 | 31,131 | 718 | 16,769 | 15,377 | 140,104 |
| | A | 3,259 | 483 | 24,461 | 47,869 | 29,256 | 527 | 16,905 | 16,758 | 139,517 |
| | M | 3,331 | 489 | 24,683 | 48,078 | 31,235 | 883 | 15,934 | 17,484 | 142,117 |
| | J | 3,337 | 541 | 26,558 | 47,725 | 32,296 | 579 | 15,363 | 16,958 | 143,356 |
| | J | 3,666 | 459 | 25,022 | 46,675 | 33,019 | 597 | 16,531 | 16,017 | 141,987 |
| | A | 3,599 | 442 | 21,852 | 46,563 | 32,422 | 1,131 | 15,872 | 15,188 | 137,070 |
| | S | 3,526 | 642 | 20,700 | 44,918 | 31,103 | 547 | 15,943 | 15,316 | 132,696 |
| | O | 3,407 | 445 | 20,025 | 45,351 | 28,997 | 502 | 15,995 | 14,821 | 129,543 |

| Monthly Average Moyenne mensuelle | | CHARTERED BANK ASSETS (Millions of dollars) <i>ACTIF DES BANQUES À CHARTE (En millions de dollars)</i> | | | | | | | | | | continued suite | |
|--------------------------------------|---|---|---|--|------------------------|---|---|--|---|--|--|-----------------------|---------|
| | | Canadian dollar assets <i>Avoirs en dollars canadiens</i> | | | | | | | | | | | |
| | | Less liquid assets <i>Avoirs de seconde liquidité</i> | | | | | | | | | | | |
| | | Non-mortgage loans <i>Prêts non hypothécaires</i> | | | | | | | | | | | |
| | | Personal <i>Personnels</i> | | | | Federal government, provinces and municipalities <i>Gouvernement fédéral, provinces et municipalités</i> | To Canadian residents for business purposes <i>À des résidents canadiens à des fins commerciales</i> | | | To non-residents for business purposes <i>À des non-résidents à des fins commerciales</i> | | Total <i>Total</i> | |
| | | Personal loan plans <i>Prêts personnels à tempérament</i> | Credit cards <i>Cartes de crédit</i> | Personal lines of credit <i>Marges de crédit personnelles</i> | Other <i>Autres</i> | | Reverse repos <i>Prises en pension</i> | Business loans <i>Prêts aux entreprises</i> | Leasing receivables <i>Créances résultant du crédit-bail</i> | Reverse repos <i>Prises en pension</i> | Business loans <i>Prêts aux entreprises</i> | | |
| | | B564 | B565 | B566 | B567 | B399 | B395 | B396 | B569 | B433 | B393 | B394 | B491 |
| 2001 | J | 39,616 | 19,596 | 40,079 | 25,882 | 2,406 | 48,986 | 134,694 | 484 | 5,356 | 10,012 | 2,831 | 329,458 |
| | F | 38,956 | 19,028 | 40,368 | 26,604 | 2,378 | 47,724 | 135,958 | 716 | 5,382 | 9,674 | 2,700 | 328,773 |
| | M | 39,855 | 19,106 | 41,695 | 25,814 | 2,423 | 47,588 | 135,794 | 747 | 5,365 | 9,944 | 2,717 | 330,302 |
| | A | 39,676 | 19,588 | 41,733 | 25,392 | 2,149 | 49,389 | 135,615 | 775 | 5,116 | 10,873 | 2,625 | 332,155 |
| | M | 39,657 | 20,227 | 41,411 | 25,338 | 2,418 | 53,053 | 134,326 | 852 | 5,086 | 12,131 | 2,811 | 336,457 |
| | J | 39,676 | 21,091 | 41,793 | 25,327 | 2,703 | 50,779 | 131,693 | 743 | 5,104 | 12,774 | 3,138 | 334,078 |
| | J | 39,580 | 20,598 | 42,259 | 24,997 | 2,588 | 52,235 | 132,596 | 781 | 5,175 | 11,818 | 3,320 | 335,165 |
| | A | 39,326 | 21,391 | 42,777 | 24,685 | 2,497 | 55,397 | 129,333 | 917 | 5,377 | 12,507 | 3,427 | 336,718 |
| | S | 39,157 | 22,277 | 43,665 | 24,474 | 2,543 | 55,272 | 129,377 | 849 | 5,361 | 14,712 | 3,634 | 340,471 |
| | O | 38,975 | 22,094 | 44,230 | 24,056 | 2,333 | 56,622 | 128,895 | 905 | 5,384 | 15,531 | 3,565 | 341,685 |
| | N | 38,464 | 22,209 | 44,721 | 23,676 | 2,270 | 57,429 | 125,300 | 859 | 5,130 | 17,853 | 3,387 | 340,438 |
| | D | 37,940 | 22,985 | 45,377 | 23,483 | 2,358 | 56,411 | 124,175 | 824 | 5,175 | 16,840 | 3,169 | 337,911 |
| 2002 | J | 37,567 | 22,949 | 45,918 | 23,795 | 2,391 | 56,911 | 121,561 | 790 | 5,222 | 15,941 | 3,068 | 335,323 |
| | F | 37,963 | 22,480 | 47,855 | 23,290 | 2,466 | 56,181 | 120,117 | 579 | 5,054 | 16,804 | 2,717 | 334,928 |
| | M | 38,782 | 22,813 | 49,373 | 23,818 | 2,504 | 57,596 | 121,827 | 683 | 5,010 | 17,119 | 2,892 | 341,734 |
| | A | 38,710 | 23,460 | 49,559 | 23,625 | 2,319 | 57,283 | 123,221 | 1,200 | 5,091 | 17,304 | 2,686 | 343,257 |
| | M | 38,588 | 23,755 | 50,223 | 23,430 | 2,261 | 55,208 | 122,646 | 1,104 | 5,159 | 18,798 | 2,658 | 342,726 |
| | J | 38,615 | 24,644 | 51,000 | 23,354 | 2,454 | 54,343 | 123,331 | 990 | 5,202 | 16,952 | 2,551 | 342,448 |
| | J | 38,240 | 24,986 | 52,058 | 22,848 | 2,452 | 57,952 | 123,319 | 969 | 5,173 | 18,046 | 2,524 | 347,599 |
| | A | 38,033 | 25,699 | 53,476 | 22,741 | 2,532 | 61,136 | 122,402 | 916 | 4,994 | 18,199 | 2,276 | 351,489 |
| | S | 37,551 | 27,110 | 54,797 | 22,682 | 2,633 | 57,703 | 122,421 | 1,232 | 5,052 | 14,789 | 2,150 | 346,889 |
| | O | 37,518 | 26,962 | 55,802 | 22,241 | 2,583 | 56,192 | 122,514 | 1,062 | 5,177 | 15,357 | 1,885 | 346,230 |

(1) Consists of bankers' acceptances and deposits with other regulated financial institutions.
Représente les acceptations bancaires et les dépôts dans les autres institutions financières réglementées.

| Monthly Average Moyenne mensuelle | | CHARTERED BANK ASSETS (Millions of dollars) <i>ACTIF DES BANQUES À CHARTE (En millions de dollars)</i> | | | | | | | continued <i>suite</i> | | |
|--------------------------------------|---|---|--|-----------------------|-----------------------|---|------------------------------|-----------------------|---|--|---------|
| | | Canadian dollar assets <i>Avoirs en dollars canadiens</i> | | | | | | | Total Canadian dollar assets <i>Ensemble des avoirs en dollars canadiens</i> | Net foreign currency assets <i>Avoirs nets en monnaies étrangères</i> | |
| | | Less liquid assets <i>Avoirs de seconde liquidité</i> | | | | | | | | | |
| | | Mortgages <i>Prêts hypothécaires</i> | | | Total <i>Total</i> | Canadian securities ¹ <i>Titres canadiens¹</i> | | | Total <i>Total</i> | | |
| | | Residential <i>À l'habitation</i> | Non-residential <i>Sur immeubles non résidentiels</i> | Total <i>Total</i> | | Provincial and municipal <i>Provinces et municipalités</i> | Corporate <i>Sociétés</i> | Total <i>Total</i> | | | |
| | | B429 | B432 | B492 | B428 | B397 | B438 | B435 | B414 | B440 | B410 |
| 2001 | J | 269,106 | 15,631 | 284,737 | 614,195 | 10,424 | 72,392 | 82,816 | 697,011 | 939,529 | -26,531 |
| | F | 269,960 | 15,655 | 285,615 | 614,388 | 10,645 | 72,381 | 83,026 | 697,414 | 941,799 | -26,558 |
| | M | 270,961 | 15,625 | 286,586 | 616,888 | 11,316 | 71,933 | 83,249 | 700,137 | 943,733 | -30,919 |
| | A | 271,708 | 15,668 | 287,376 | 619,531 | 10,957 | 72,841 | 83,798 | 703,329 | 950,838 | -28,769 |
| | M | 274,033 | 15,555 | 289,588 | 626,045 | 11,017 | 73,231 | 84,248 | 710,293 | 973,559 | -29,092 |
| | J | 276,146 | 15,597 | 291,743 | 625,822 | 10,802 | 74,514 | 85,317 | 711,138 | 969,006 | -26,780 |
| | J | 279,691 | 15,608 | 295,299 | 630,464 | 10,066 | 72,060 | 82,126 | 712,590 | 963,426 | -23,458 |
| | A | 282,827 | 15,475 | 298,302 | 635,019 | 10,326 | 72,007 | 82,334 | 717,353 | 965,191 | -24,401 |
| | S | 286,529 | 15,370 | 301,899 | 642,370 | 10,587 | 72,702 | 83,290 | 725,660 | 977,781 | -31,488 |
| | O | 287,491 | 15,600 | 303,090 | 644,776 | 10,599 | 72,476 | 83,076 | 727,851 | 978,934 | -35,055 |
| | N | 289,728 | 15,618 | 305,346 | 645,783 | 11,465 | 72,653 | 84,118 | 729,902 | 990,790 | -29,409 |
| | D | 293,769 | 15,915 | 309,684 | 647,595 | 11,572 | 77,464 | 89,036 | 736,631 | 996,486 | -31,120 |
| 2002 | J | 295,964 | 15,996 | 311,960 | 647,283 | 11,605 | 77,499 | 89,105 | 736,388 | 992,777 | -34,586 |
| | F | 295,343 | 16,021 | 311,364 | 646,293 | 12,804 | 78,490 | 91,294 | 737,587 | 992,645 | -33,105 |
| | M | 297,349 | 16,130 | 313,478 | 655,213 | 12,342 | 82,215 | 94,557 | 749,769 | 1,008,121 | -36,409 |
| | A | 300,095 | 16,161 | 316,255 | 659,512 | 12,755 | 84,793 | 97,547 | 757,059 | 1,022,665 | -38,082 |
| | M | 303,290 | 16,335 | 319,624 | 662,351 | 12,810 | 86,165 | 98,975 | 761,326 | 1,037,506 | -36,593 |
| | J | 304,596 | 16,419 | 321,015 | 663,463 | 13,117 | 86,297 | 99,414 | 762,876 | 1,042,840 | -42,612 |
| | J | 308,872 | 16,490 | 325,361 | 672,960 | 13,316 | 83,848 | 97,163 | 770,123 | 1,035,337 | -42,164 |
| | A | 312,821 | 16,612 | 329,432 | 680,921 | 14,507 | 83,544 | 98,051 | 778,972 | 1,045,792 | -44,944 |
| | S | 313,650 | 16,732 | 330,381 | 677,270 | 15,600 | 78,057 | 93,657 | 770,927 | 1,025,851 | -34,656 |
| | O | 315,335 | 16,795 | 332,130 | 678,361 | 15,557 | 74,027 | 89,584 | 767,945 | 1,025,585 | -34,659 |

| Monthly Average Moyenne mensuelle | | CHARTERED BANK LIABILITIES (Millions of dollars) <i>PASSIF DES BANQUES À CHARTE (En millions de dollars)</i> | | | | | | | BFS Table C2 <i>SBF Tableau C2</i> | | |
|--------------------------------------|---|---|--|-----------------------------------|-----------------------|--|--|-----------------------------------|---------------------------------------|---------|---------|
| | | Canadian dollar deposits <i>Dépôts en dollars canadiens</i> | | | | | | | | | |
| | | Personal savings deposits <i>Dépôts d'épargne des particuliers</i> | | | | Non-personal term and notice deposits <i>Dépôts à terme ou à préavis autres que ceux des particuliers</i> | | | | | |
| | | Chequable <i>Transférables par chèque</i> | Non-chequable <i>Non transférables par chèque</i> | Fixed term <i>À terme fixe</i> | Total <i>Total</i> | Chequable <i>Transférables par chèque</i> | Non-chequable <i>Non transférables par chèque</i> | Fixed term <i>À terme fixe</i> | Total <i>Total</i> | | |
| | | | Tax sheltered <i>Abris fiscaux</i> | Other <i>Autres</i> | | | | | | | |
| | | B452 | B448 | B449 | B398 | B495 | B451 | B472 | B473 | B475 | B455 |
| 2001 | J | 62,361 | 7,141 | 33,326 | 79,160 | 161,663 | 343,651 | 44,480 | 3,350 | 123,313 | 171,143 |
| | F | 62,672 | 7,520 | 33,274 | 79,798 | 161,983 | 345,247 | 43,744 | 3,327 | 122,388 | 169,459 |
| | M | 62,095 | 8,477 | 32,925 | 81,363 | 161,986 | 346,845 | 43,464 | 3,217 | 123,420 | 170,101 |
| | A | 64,758 | 8,075 | 33,477 | 81,482 | 161,165 | 348,956 | 43,798 | 3,219 | 122,376 | 169,393 |
| | M | 65,262 | 7,995 | 33,746 | 81,467 | 159,993 | 348,463 | 45,454 | 3,241 | 125,068 | 173,763 |
| | J | 65,916 | 7,763 | 34,430 | 80,021 | 159,682 | 347,813 | 44,948 | 3,473 | 129,030 | 177,451 |
| | J | 65,941 | 7,647 | 35,093 | 79,875 | 159,050 | 347,606 | 46,187 | 3,407 | 127,217 | 176,810 |
| | A | 65,459 | 7,743 | 36,356 | 79,685 | 158,138 | 347,380 | 46,110 | 3,156 | 126,034 | 175,299 |
| | S | 66,041 | 8,099 | 37,496 | 80,659 | 155,850 | 348,145 | 47,816 | 3,247 | 129,037 | 180,100 |
| | O | 65,925 | 8,457 | 39,112 | 80,563 | 154,809 | 348,867 | 46,790 | 3,340 | 126,673 | 176,803 |
| | N | 67,763 | 8,514 | 41,170 | 80,509 | 153,441 | 351,397 | 48,195 | 3,503 | 126,498 | 178,196 |
| | D | 69,282 | 8,476 | 42,753 | 80,175 | 151,697 | 352,383 | 49,849 | 3,676 | 127,473 | 180,997 |
| 2002 | J | 68,965 | 9,204 | 44,458 | 79,798 | 150,642 | 353,067 | 49,112 | 3,729 | 125,433 | 178,275 |
| | F | 69,374 | 9,797 | 45,805 | 79,989 | 150,080 | 355,045 | 47,690 | 3,831 | 127,067 | 178,588 |
| | M | 68,821 | 10,834 | 45,981 | 81,256 | 149,782 | 356,675 | 47,393 | 3,832 | 128,338 | 179,563 |
| | A | 70,698 | 10,468 | 47,470 | 81,078 | 149,646 | 359,360 | 47,380 | 3,844 | 128,883 | 180,106 |
| | M | 71,693 | 9,933 | 48,105 | 81,125 | 149,539 | 360,396 | 47,229 | 3,951 | 129,375 | 180,555 |
| | J | 72,744 | 9,732 | 48,659 | 80,945 | 149,794 | 361,874 | 48,377 | 4,086 | 129,386 | 181,849 |
| | J | 72,230 | 9,431 | 48,126 | 80,950 | 151,792 | 362,530 | 48,100 | 4,134 | 131,660 | 183,894 |
| | A | 72,233 | 9,382 | 48,738 | 81,065 | 153,389 | 364,807 | 48,830 | 4,176 | 129,892 | 182,899 |
| | S | 71,879 | 9,088 | 48,578 | 81,099 | 154,654 | 365,296 | 49,369 | 4,274 | 132,908 | 186,550 |
| | O | 71,005 | 9,257 | 48,882 | 81,395 | 155,967 | 366,506 | 49,339 | 4,280 | 129,887 | 183,507 |

(1) Excludes short-term paper. / À l'exclusion du papier à court terme.

| Monthly Average Moyenne mensuelle | | CHARTERED BANK LIABILITIES (Millions of dollars) PASSIF DES BANQUES À CHARTE (En millions de dollars) | | | | | | | | | continued suite |
|--------------------------------------|---|--|--|--|--|---|---|---|---|---|--------------------|
| | | Canadian dollar deposits Dépôts en dollars canadiens | | | | | | | | | |
| | | Demand (less private sector float) Dépôts à vue (moins effets du secteur privé en compensation) | Total deposits held by general public Ensemble des dépôts du public | Government of Canada deposits Dépôts du gouvernement canadien | Total (less private sector float) Total (moins effets du secteur privé en compensation) | Estimated net private sector float Solde des effets du secteur privé en compensation (estimations) | Gross deposits Montant brut des dépôts | Total Canadian dollar float Ensemble des effets en dollars canadiens en compensation | Bankers' acceptances outstanding Acceptations bancaires en circulation | Subordinated debt payable in Canadian dollars Dette subordonnée payable en dollars canadiens | |
| | | B478 | B465 | B456 | B489 | B477 | B476 | B450 | B460 | B461 | B462 |
| 2001 | J | 75,639 | 590,433 | 7,067 | 6,944 | 597,499 | 1,238 | 598,737 | 1,238 | 53,814 | 19,499 |
| | F | 77,531 | 592,237 | 11,197 | 10,721 | 603,434 | -253 | 603,181 | -253 | 55,909 | 20,092 |
| | M | 78,570 | 595,516 | 10,206 | 9,714 | 605,722 | -814 | 604,908 | -814 | 54,636 | 20,156 |
| | A | 79,321 | 597,670 | 11,204 | 11,081 | 608,874 | -36 | 608,839 | -36 | 52,613 | 20,331 |
| | M | 78,762 | 600,989 | 14,790 | 14,673 | 615,779 | 1,239 | 617,018 | 1,239 | 52,091 | 20,445 |
| | J | 79,247 | 604,511 | 4,241 | 4,097 | 608,752 | 902 | 609,653 | 902 | 49,449 | 20,457 |
| | J | 79,824 | 604,240 | 3,746 | 3,606 | 607,986 | 1,137 | 609,122 | 1,137 | 48,692 | 20,570 |
| | A | 80,170 | 602,850 | 4,487 | 4,358 | 607,336 | 775 | 608,112 | 775 | 49,021 | 21,075 |
| | S | 83,239 | 611,484 | 2,990 | 2,839 | 614,474 | 1,912 | 616,386 | 1,912 | 48,767 | 20,418 |
| | O | 87,628 | 613,298 | 3,984 | 3,875 | 617,281 | -884 | 616,398 | -884 | 50,364 | 19,967 |
| | N | 91,970 | 621,563 | 5,690 | 5,576 | 627,254 | -3,097 | 624,157 | -3,097 | 50,369 | 19,624 |
| | D | 95,616 | 628,996 | 2,842 | 2,717 | 631,838 | -1,772 | 630,066 | -1,772 | 48,819 | 19,302 |
| 2002 | J | 94,233 | 625,575 | 3,518 | 3,407 | 629,093 | -1,626 | 627,467 | -1,626 | 47,276 | 19,084 |
| | F | 93,233 | 626,867 | 5,810 | 5,689 | 632,676 | -1,884 | 630,793 | -1,884 | 47,846 | 19,075 |
| | M | 91,361 | 627,599 | 9,858 | 9,730 | 637,457 | -281 | 637,176 | -281 | 47,287 | 18,912 |
| | A | 93,342 | 632,808 | 3,932 | 3,811 | 636,741 | -1,606 | 635,135 | -1,606 | 47,211 | 18,665 |
| | M | 92,271 | 633,222 | 7,204 | 7,043 | 640,426 | -454 | 639,971 | -454 | 46,647 | 18,490 |
| | J | 95,204 | 638,926 | 4,741 | 4,571 | 643,668 | -792 | 642,875 | -792 | 43,906 | 18,426 |
| | J | 98,255 | 644,679 | 3,896 | 3,749 | 648,575 | -2,920 | 645,655 | -2,920 | 43,283 | 18,343 |
| | A | 96,876 | 644,582 | 4,612 | 4,447 | 649,194 | -1,231 | 647,963 | -1,231 | 44,604 | 18,332 |
| | S | 98,398 | 650,244 | 2,944 | 2,775 | 653,188 | -1,848 | 651,339 | -1,848 | 44,099 | 18,109 |
| | O | 99,755 | 649,768 | 1,891 | 1,723 | 651,659 | -2,889 | 648,770 | -2,889 | 43,719 | 18,066 |

| Monthly Average Moyenne mensuelle | | CHARTERED BANK LIABILITIES (Millions of dollars) PASSIF DES BANQUES À CHARTE (En millions de dollars) | | | continued suite | CHARTERED BANK FOREIGN CURRENCY ITEMS (Millions of dollars) EFFETS EN MONNAIES ÉTRANGÈRES DES BANQUES À CHARTE (En millions de dollars) | | | | | |
|--------------------------------------|---|--|-----------------|----------------|---|--|----------------|--------------------|---|-----------------|----------------|
| | | Gross demand deposits Dépôts à vue (montant brut) | | | | Foreign currency business with Canadian residents Opérations en monnaies étrangères avec des résidents canadiens | | | | | |
| | | Personal chequing Comptes de chèques personnels | Other Autres | Total Total | Net foreign currency assets Avoirs nets en monnaies étrangères | Securities Titres | Loans Prêts | Deposits Dépôts | Deposits of banks Dépôts des banques | Other Autres | Total Total |
| | | B486 | B487 | B457 | B410 | B483 | B498 | B568 | B481 | B482 | B496 |
| 2001 | J | 22,353 | 54,524 | 76,877 | -26,531 | 19,798 | 30,633 | 869 | 4,029 | 67,982 | 72,011 |
| | F | 22,434 | 54,844 | 77,278 | -26,558 | 19,602 | 28,354 | 830 | 4,038 | 62,194 | 66,232 |
| | M | 22,760 | 54,996 | 77,756 | -30,919 | 20,186 | 28,171 | 950 | 5,038 | 61,878 | 66,915 |
| | A | 23,458 | 55,827 | 79,285 | -28,769 | 20,699 | 26,939 | 887 | 4,494 | 60,849 | 65,343 |
| | M | 23,684 | 56,317 | 80,001 | -29,092 | 19,765 | 26,621 | 1,035 | 4,026 | 62,822 | 66,848 |
| | J | 23,687 | 56,461 | 80,149 | -26,780 | 20,955 | 25,701 | 626 | 3,475 | 62,632 | 66,107 |
| | J | 23,568 | 57,392 | 80,960 | -23,458 | 20,635 | 24,816 | 346 | 3,501 | 62,950 | 66,452 |
| | A | 23,382 | 57,563 | 80,945 | -24,401 | 20,093 | 26,946 | 832 | 4,233 | 63,572 | 67,805 |
| | S | 24,443 | 60,708 | 85,151 | -31,488 | 19,849 | 30,766 | 1,165 | 3,939 | 65,480 | 69,420 |
| | O | 25,186 | 61,558 | 86,744 | -35,055 | 21,323 | 30,081 | 937 | 5,005 | 64,826 | 69,831 |
| | N | 25,829 | 63,044 | 88,873 | -29,409 | 23,361 | 28,359 | 1,081 | 4,866 | 65,889 | 70,754 |
| | D | 26,839 | 67,004 | 93,844 | -31,120 | 23,773 | 27,796 | 1,079 | 4,897 | 69,277 | 74,174 |
| 2002 | J | 27,639 | 64,967 | 92,606 | -34,586 | 21,296 | 26,631 | 642 | 3,590 | 68,509 | 72,099 |
| | F | 27,757 | 63,593 | 91,350 | -33,105 | 25,290 | 27,381 | 1,052 | 3,203 | 67,321 | 70,525 |
| | M | 27,904 | 63,176 | 91,081 | -36,409 | 26,509 | 25,814 | 1,027 | 3,367 | 68,545 | 71,912 |
| | A | 27,839 | 63,897 | 91,736 | -38,082 | 26,030 | 24,788 | 1,182 | 3,995 | 66,918 | 70,913 |
| | M | 27,282 | 64,534 | 91,816 | -36,593 | 26,962 | 24,344 | 1,706 | 3,377 | 67,899 | 71,276 |
| | J | 27,490 | 66,921 | 94,411 | -42,612 | 26,381 | 24,828 | 2,395 | 3,363 | 68,396 | 71,758 |
| | J | 27,512 | 67,822 | 95,334 | -42,164 | 28,909 | 25,705 | 3,100 | 3,693 | 71,595 | 75,288 |
| | A | 27,777 | 67,869 | 95,645 | -44,944 | 28,025 | 25,264 | 2,121 | 3,866 | 72,616 | 76,481 |
| | S | 28,041 | 68,508 | 96,549 | -34,656 | 24,714 | 24,923 | 1,251 | 4,005 | 72,745 | 76,750 |
| | O | 27,978 | 68,888 | 96,866 | -34,659 | 30,489 | 24,574 | 1,053 | 3,733 | 71,218 | 74,951 |

| Monthly Average Moyenne mensuelle | | SELECTED SEASONALLY ADJUSTED SERIES: CHARTERED BANK ASSETS AND LIABILITIES (Millions of dollars) <i>QUELQUES STATISTIQUES BANCAIRES DÉSÉASONNALISÉES : AVOIRS ET ENGAGEMENTS DES BANQUES À CHARTE (En millions de dollars)</i> | | | | | | | | | | RBF Table C8 SBF Tableau C8 | |
|--------------------------------------|-------|---|------------------------------------|-----------------------|--------------------------------------|------------------------------|---|-------------------------------|--|------------------|---------------|--------------------------------|--|
| | | Canadian dollar assets <i>Avoirs en dollars canadiens</i> | | | | | | | Canadian dollar deposits <i>Dépôts en dollars canadiens</i> | | | | |
| | | Total | Less liquid assets | General loans | Total personal loans | Business loans | Residential mortgages | Bankers' acceptances | Net demand deposits | Personal savings | of which: | | Non-personal notice |
| | | <i>Total</i> | <i>Avoirs de seconde liquidité</i> | <i>Prêts généraux</i> | <i>Ensemble des prêts personnels</i> | <i>Prêts aux entreprises</i> | <i>Prêts hypothécaires à l'habitation</i> | <i>Acceptations bancaires</i> | <i>Dépôts à vue nets</i> | <i>Ensemble</i> | <i>Dont :</i> | | <i>Dépôts à préavis autres que ceux des particuliers</i> |
| | | | | | | | | | Notice | Term | | | |
| | | | | | | | | | À préavis | À terme fixe | | | |
| | B1635 | B1616 | B1606 | B1622 | B1623 | B1632 | B1641 | B1601 | B1600 | B1636 | B1637 | B1638 | |
| 2001 | J | 939,529 | 697,011 | 321,696 | 125,027 | 196,522 | 268,940 | 54,418 | 75,881 | 343,651 | 102,996 | 240,645 | 47,662 |
| | F | 941,799 | 697,414 | 321,013 | 125,621 | 196,055 | 270,947 | 55,196 | 77,473 | 345,247 | 103,407 | 241,324 | 48,124 |
| | M | 943,733 | 700,137 | 322,514 | 126,034 | 196,044 | 272,256 | 53,331 | 78,616 | 346,845 | 104,334 | 241,991 | 47,791 |
| | A | 950,838 | 703,329 | 324,890 | 126,803 | 198,501 | 272,749 | 52,076 | 79,862 | 348,956 | 105,471 | 241,762 | 48,085 |
| | M | 973,559 | 710,293 | 328,954 | 127,329 | 202,321 | 274,544 | 51,721 | 79,521 | 348,463 | 106,254 | 241,740 | 49,621 |
| | J | 969,006 | 711,138 | 326,271 | 127,906 | 198,384 | 276,436 | 49,751 | 80,708 | 347,813 | 107,607 | 240,341 | 48,516 |
| | J | 963,426 | 712,590 | 327,402 | 127,986 | 199,968 | 278,832 | 48,524 | 80,436 | 347,606 | 108,885 | 239,377 | 49,188 |
| | A | 965,191 | 717,353 | 328,843 | 128,482 | 200,664 | 281,962 | 49,689 | 81,647 | 347,380 | 110,306 | 238,312 | 49,323 |
| | S | 977,781 | 725,660 | 332,568 | 128,732 | 202,995 | 285,101 | 49,503 | 84,175 | 348,145 | 112,300 | 237,186 | 50,704 |
| | O | 978,934 | 727,851 | 333,968 | 128,775 | 204,613 | 287,425 | 50,355 | 87,067 | 348,867 | 114,301 | 235,940 | 49,470 |
| | N | 990,790 | 729,902 | 333,038 | 128,878 | 203,968 | 289,687 | 50,081 | 89,914 | 351,397 | 117,117 | 233,951 | 50,874 |
| | D | 996,486 | 736,631 | 330,378 | 129,209 | 200,594 | 292,887 | 49,946 | 91,443 | 352,383 | 119,418 | 231,655 | 51,440 |
| | 2002 | J | 992,777 | 736,388 | 327,711 | 130,022 | 197,481 | 295,823 | 47,716 | 94,699 | 353,067 | 122,694 | 230,388 |
| F | | 992,645 | 737,587 | 327,408 | 132,292 | 195,820 | 296,462 | 47,094 | 93,141 | 355,045 | 124,975 | 229,736 | 52,641 |
| M | | 1,008,121 | 749,769 | 334,220 | 134,444 | 199,433 | 298,712 | 46,069 | 91,313 | 356,675 | 126,622 | 229,715 | 52,411 |
| A | | 1,022,665 | 757,059 | 335,846 | 135,891 | 200,493 | 301,223 | 46,647 | 93,748 | 359,360 | 127,559 | 229,896 | 52,367 |
| M | | 1,037,506 | 761,326 | 335,306 | 136,767 | 199,310 | 303,821 | 46,332 | 93,353 | 360,396 | 129,009 | 230,769 | 52,119 |
| J | | 1,042,840 | 762,876 | 334,792 | 137,620 | 197,178 | 304,943 | 44,232 | 96,947 | 361,874 | 130,612 | 231,273 | 52,610 |
| J | | 1,035,337 | 770,123 | 339,974 | 138,755 | 201,841 | 307,934 | 43,241 | 98,999 | 362,530 | 130,088 | 233,124 | 51,835 |
| A | | 1,045,792 | 778,972 | 343,963 | 140,262 | 204,013 | 311,933 | 45,293 | 98,705 | 364,807 | 131,348 | 234,899 | 53,137 |
| S | | 1,025,851 | 770,927 | 339,203 | 141,156 | 197,063 | 312,054 | 44,821 | 99,710 | 365,296 | 130,335 | 236,395 | 53,206 |
| O | | 1,025,585 | 767,945 | 338,470 | 141,820 | 195,947 | 315,219 | 43,703 | 99,032 | 366,506 | 130,121 | 237,892 | 52,924 |

| Monthly and weekly averages of daily data Moyenne mensuelle ou hebdomadaire des données quotidiennes | | BANK OF CANADA (Millions of dollars) <i>BANQUE DU CANADA (En millions de dollars)</i> | | | | | | | | | | RBF Table B3 SBF Tableau B3 | |
|---|------|---|---|------|--|---|--|----------------|--|--------|--|--------------------------------|--|
| | | Positions of members of the Canadian Payments Association with the Bank of Canada <i>Positions des membres de l'Association canadienne des paiements à la Banque du Canada</i> | | | | | | | Bank of Canada buyback transactions with primary dealers <i>Opérations à réméré de la Banque du Canada avec les négociants principaux</i> | | | | |
| | | Overdraft loans <i>Prêts pour découvert</i> | | | Positive balances ¹ <i>Soldes créditeurs¹</i> | | Special deposit accounts <i>Comptes spéciaux de dépôt</i> | | Special purchase and resale agreements <i>Prises en pension spéciales</i> | | Sale and repurchase agreements <i>Cessions en pension</i> | | |
| | | Total | Of which: Automated clearing settlement system <i>Dont : Système automatisé de compensation et de règlement</i> | | Total | Of which: Automated clearing settlement system <i>Dont : Système automatisé de compensation et de règlement</i> | | Amount | Number of days transacted <i>Nombre de jours</i> | Amount | Number of days transacted <i>Nombre de jours</i> | | |
| | | | | | | <i>Montant</i> | | <i>Montant</i> | | | | | |
| | B838 | B875 | B839 | B876 | B873 | B842 | B843 | B844 | B845 | | | | |
| | B840 | B877 | B841 | B878 | B874 | B846 | B847 | B848 | B849 | | | | |
| 2002 | J | 515 | 493 | 566 | 454 | - | 177 | 8 | - | - | | | |
| | A | 435 | 403 | 525 | 402 | - | 61 | 3 | - | - | | | |
| | S | 612 | 606 | 720 | 604 | - | - | - | - | - | | | |
| | O | 459 | 442 | 566 | 442 | - | 50 | 3 | - | - | | | |
| 2002 | S 4 | 657 | 657 | 967 | 654 | - | - | - | - | - | | | |
| | 11 | 564 | 562 | 613 | 560 | - | - | - | - | - | | | |
| | 18 | 567 | 562 | 645 | 560 | - | - | - | - | - | | | |
| | 25 | 570 | 559 | 619 | 558 | - | - | - | - | - | | | |
| | O 2 | 685 | 680 | 882 | 677 | - | - | - | - | - | | | |
| | 9 | 586 | 543 | 613 | 546 | - | - | - | - | - | | | |
| | 16 | 450 | 436 | 594 | 437 | - | 131 | 1 | - | - | | | |
| | 23 | 437 | 417 | 487 | 417 | - | - | - | - | - | | | |
| | 30 | 272 | 272 | 402 | 272 | - | 42 | 1 | - | - | | | |
| | N 6 | 638 | 626 | 841 | 660 | - | - | - | - | - | | | |
| | 13 | 504 | 486 | 554 | 486 | - | - | - | - | - | | | |
| | 20 | 541 | 541 | 592 | 542 | - | - | - | - | - | | | |
| | 27 | 410 | 404 | 460 | 403 | - | - | - | - | - | | | |

(1) Excludes special deposit accounts. / Ne comprend pas les comptes spéciaux de dépôt.

FINANCIAL MARKET STATISTICS
STATISTIQUES DU MARCHÉ FINANCIER

| Effective date (year, month, day) Date d'entrée en vigueur (année, mois, jour) | Bank Rate Taux officiel d'escompte | Operating band Fourchette opérationnelle | | Target overnight rate Taux cible du financement à un jour | Wednesday Le mercredi | Chartered bank administered interest rates Taux d'intérêt administrés des banques à charte | | | | | | | | | | | |
|---|---------------------------------------|---|--------------|--|--------------------------|---|---|-------------------|---|--|---|---|-------------------|------|------|------|------|
| | | Low Bas | High Haut | | | Prime business Taux de base des prêts aux entreprises | Conventional mortgage Prêts hypothécaires ordinaires | | Non-chequable savings deposits Dépôts d'épargne non transférables par chèque | Daily interest savings (balances over \$100,000) Comptes d'épargne à intérêt quotidien (soldes supérieurs à 100 000 \$) | 5-year personal fixed term Dépôts à 5 ans des particuliers | Guaranteed investment certificates Certificats de placement garantis | | | | | |
| | | | | | | | 1 year À 1 an | 5 year À 5 ans | | | | 1 year À 1 an | 5 year À 5 ans | | | | |
| B114038 | | B114035 | B114036 | B114039 | B113855 | | B113871 | B113872 | B113874 | B113882 | B113873 | B113878 | B113880 | | | | |
| 2001 | 1 | 23 | 5.75 | 5.25 | 5.75 | 5.50 | 2002 | A | 21 | 4.50 | 5.35 | 6.80 | 0.05 | 1.00 | 3.45 | 1.88 | 3.58 |
| | | 28 | 4.50 | 5.35 | 6.80 | 0.05 | | | 1.00 | 3.80 | 1.88 | 3.93 | | | | | |
| | | S | 4 | 4.50 | 5.35 | 6.95 | | | 0.05 | 1.00 | 3.80 | 1.88 | 3.93 | | | | |
| | 4 | 17 | 5.00 | 4.50 | 5.00 | 4.75 | 11 | 4.50 | 5.30 | 6.70 | 0.05 | 1.00 | 3.80 | 1.88 | 3.93 | | |
| | | 18 | 4.50 | 5.30 | 6.70 | 0.05 | 1.00 | 3.80 | 1.88 | 3.93 | | | | | | | |
| | 5 | 29 | 4.75 | 4.25 | 4.75 | 4.50 | 25 | 4.50 | 5.30 | 6.70 | 0.05 | 1.00 | 3.50 | 1.88 | 3.63 | | |
| | | O | 2 | 4.50 | 5.30 | 6.70 | 0.05 | 1.00 | 3.50 | 1.88 | 3.63 | | | | | | |
| | 7 | 17 | 4.50 | 4.00 | 4.50 | 4.25 | 9 | 4.50 | 5.30 | 6.70 | 0.05 | 1.00 | 3.50 | 1.88 | 3.63 | | |
| | | 16 | 4.50 | 5.30 | 6.70 | 0.05 | 1.00 | 3.50 | 1.88 | 3.63 | | | | | | | |
| | 8 | 28 | 4.25 | 3.75 | 4.25 | 4.00 | 23 | 4.50 | 5.30 | 7.00 | 0.05 | 1.00 | 3.50 | 1.88 | 3.63 | | |
| | | 30 | 4.50 | 5.30 | 7.00 | 0.05 | 1.00 | 3.80 | 1.88 | 3.93 | | | | | | | |
| 9 | 17 | 3.75 | 3.25 | 3.75 | 3.50 | O | 2 | 4.50 | 5.30 | 6.70 | 0.05 | 1.00 | 3.80 | 1.88 | 3.93 | | |
| | N | 6 | 4.50 | 5.10 | 6.80 | 0.05 | 1.00 | 3.80 | 1.88 | 3.93 | | | | | | | |
| 10 | 23 | 3.00 | 2.50 | 3.00 | 2.75 | 13 | 4.50 | 4.90 | 6.70 | 0.05 | 1.00 | 3.80 | 1.88 | 3.93 | | | |
| | 20 | 4.50 | 4.90 | 6.70 | 0.05 | 1.00 | 3.80 | 1.88 | 3.93 | | | | | | | | |
| 11 | 27 | 2.50 | 2.00 | 2.50 | 2.25 | 27 | 4.50 | 4.90 | 6.70 | 0.05 | 1.00 | 3.80 | 1.88 | 3.93 | | | |
| | 2002 | 1 | 15 | 2.25 | 1.75 | 2.25 | 2.00 | | | | | | | | | | |
| 2002 | 4 | 16 | 2.50 | 2.00 | 2.50 | 2.25 | | | | | | | | | | | |
| | | 6 | 04 | 2.75 | 2.25 | 2.75 | 2.50 | | | | | | | | | | |
| | | 7 | 16 | 3.00 | 2.50 | 3.00 | 2.75 | | | | | | | | | | |

FINANCIAL MARKET STATISTICS
STATISTIQUES DU MARCHÉ FINANCIERcontinued
suite

| Wednesday and latest week Le mercredi et la dernière semaine | Treasury bills Bons du Trésor | | | | Selected Government of Canada benchmark bond yields Quelques rendements d'obligations types du gouvernement canadien | | | | | | | | Government of Canada marketable bonds, average yield Rendements moyens des obligations négociables du gouvernement canadien | | | | |
|---|----------------------------------|---------------------|---------------------|--------------------|---|--------------------|--------------------|--------------------|---------------------|---------------------------|--|--------------------------|--|----------------------------|------------------------------------|------|------|
| | 1 month À 1 mois | 3 month À 3 mois | 6 month À 6 mois | 1 year À 1 an | 2 year À 2 ans | 3 year À 3 ans | 5 year À 5 ans | 7 year À 7 ans | 10 year À 10 ans | long-term À long terme | Real Return Bonds, long-term Obligations à long terme à rendement réel | 1-3 year De 1 à 3 ans | 3-5 year De 3 à 5 ans | 5-10 year De 5 à 10 ans | Over 10 years De plus de 10 ans | | |
| | B113883 B114023 | B113884 B114025 | B113885 B114026 | B113886 B114027 | B113891 B114012 | B113892 B114013 | B113893 B114014 | B113894 B114015 | B113895 B114016 | B113896 B114017 | B113911 B114018 | B113864 B114019 | B113865 B114020 | B113866 B114021 | B113867 B114022 | | |
| 2002 | A | 21 | 2.62 | 2.85 | 2.99 | 3.13 | 3.38 | 3.50 | 4.45 | 4.61 | 5.11 | 5.54 | 3.39 | 3.35 | 4.13 | 4.84 | 5.51 |
| | | 28 | 2.72 | 2.96 | 3.08 | 3.27 | 3.53 | 4.04 | 4.49 | 4.84 | 5.14 | 5.58 | 3.40 | 3.50 | 4.21 | 4.88 | 5.55 |
| | | S | 4 | 2.66 | 2.75 | 2.86 | 3.00 | 3.21 | 3.72 | 4.18 | 4.57 | 4.89 | 5.40 | 3.33 | 3.32 | 4.02 | 4.67 |
| | 11 | 11 | 2.64 | 2.82 | 2.99 | 3.25 | 3.41 | 3.86 | 4.25 | 4.62 | 4.96 | 5.43 | 3.31 | 3.50 | 4.11 | 4.74 | 5.39 |
| | | 18 | 2.61 | 2.82 | 2.97 | 3.19 | 3.52 | 3.81 | 4.19 | 4.55 | 4.88 | 5.38 | 3.30 | 3.46 | 4.05 | 4.66 | 5.34 |
| | | 25 | 2.61 | 2.83 | 2.93 | 3.12 | 3.48 | 3.78 | 4.20 | 4.59 | 4.92 | 5.43 | 3.25 | 3.42 | 4.05 | 4.70 | 5.38 |
| | | O | 2 | 2.62 | 2.74 | 2.88 | 3.00 | 3.37 | 3.71 | 4.20 | 4.59 | 4.93 | 5.46 | 3.25 | 3.29 | 4.03 | 4.71 |
| | 9 | 9 | 2.65 | 2.80 | 2.90 | 3.07 | 3.40 | 3.74 | 4.21 | 4.60 | 4.95 | 5.50 | 3.25 | 3.33 | 4.04 | 4.73 | 5.45 |
| | | 16 | 2.63 | 2.79 | 2.91 | 3.13 | 3.55 | 3.97 | 4.47 | 4.90 | 5.22 | 5.70 | 3.32 | 3.50 | 4.32 | 5.02 | 5.66 |
| | | 23 | 2.61 | 2.78 | 2.87 | 3.10 | 3.59 | 3.99 | 4.53 | 4.93 | 5.30 | 5.72 | 3.44 | 3.48 | 4.34 | 5.07 | 5.70 |
| | | 30 | 2.66 | 2.73 | 2.81 | 2.96 | 3.39 | 3.82 | 4.34 | 4.76 | 5.16 | 5.63 | 3.45 | 3.30 | 4.15 | 4.90 | 5.61 |
| N | 6 | 2.63 | 2.68 | 2.76 | 2.89 | 3.27 | 3.69 | 4.27 | 4.71 | 5.14 | 5.64 | 3.50 | 3.19 | 4.07 | 4.87 | 5.60 | |
| | 13 | 2.60 | 2.69 | 2.75 | 2.89 | 3.26 | 3.65 | 4.19 | 4.60 | 5.01 | 5.52 | 3.37 | 3.17 | 4.00 | 4.74 | 5.48 | |
| | 20 | 2.58 | 2.72 | 2.79 | 2.95 | 3.34 | 3.73 | 4.26 | 4.67 | 5.05 | 5.51 | 3.41 | 3.25 | 4.07 | 4.79 | 5.48 | |
| | 27 | 2.69 | 2.71 | 2.81 | 3.00 | 3.47 | 3.86 | 4.39 | 4.79 | 5.18 | 5.58 | 3.43 | 3.37 | 4.20 | 4.91 | 5.55 | |
| 2002 | N | 21 | 2.61 | 2.72 | 2.80 | 3.01 | 3.41 | 3.80 | 4.33 | 4.73 | 5.12 | 5.57 | 3.42 | 3.32 | 4.14 | 4.86 | 5.54 |
| | | 22 | 2.63 | 2.71 | 2.79 | 2.99 | 3.40 | 3.80 | 4.34 | 4.76 | 5.15 | 5.58 | 3.42 | 3.31 | 4.14 | 4.88 | 5.55 |
| | | 25 | 2.63 | 2.72 | 2.79 | 2.99 | 3.39 | 3.79 | 4.33 | 4.75 | 5.14 | 5.56 | 3.42 | 3.30 | 4.14 | 4.87 | 5.53 |
| | | 26 | 2.69 | 2.71 | 2.77 | 2.95 | 3.34 | 3.73 | 4.25 | 4.67 | 5.07 | 5.51 | 3.41 | 3.25 | 4.06 | 4.79 | 5.47 |
| | | 27 | 2.69 | 2.71 | 2.81 | 3.00 | 3.47 | 3.86 | 4.39 | 4.79 | 5.18 | 5.58 | 3.43 | 3.37 | 4.20 | 4.91 | 5.55 |

FINANCIAL MARKET STATISTICS
STATISTIQUES DU MARCHÉ FINANCIER

continued
suite

| Wednesday and latest week <i>Le mercredi et la dernière semaine</i> | Bankers' acceptances <i>Acceptations bancaires</i> | | | | Prime corporate paper rate <i>Taux du papier de premier choix des sociétés non financières</i> | | Tuesday (effective date in brackets) <i>Le mardi (date d'entrée en vigueur entre parenthèses)</i> | Treasury bill auction <i>Adjudication de bons du Trésor</i> | | | Amount auctioned <i>Montant adjudgé</i> | | | Amount maturing <i>Montant arrivant à échéance</i> | | | | | | |
|--|---|--------------------|----------------------------|--------------------|--|---------|--|--|---------|---------|--|---------|--|--|----------------------------|--|--|-------------------------|--|--|
| | 1 month <i>À 1 mois</i> | | 3 month <i>À 3 mois</i> | | 1 month <i>À 1 mois</i> | | | Average yields <i>Rendement moyen</i> | | | 3 month <i>À 3 mois</i> | | | | 6 month <i>À 6 mois</i> | | | 1 year <i>À 1 an</i> | | |
| | B113859 B114028 | B113881 B114030 | B113857 B114031 | B113858 B114033 | B113903 | B113904 | | B113905 | B113906 | B113907 | B113908 | B113909 | | | | | | | | |
| 2002 A 21 | 2.84 | 2.95 | 2.85 | 2.96 | 2002 A 20 | | | | | | | | | | | | | | | |
| 28 | 2.96 | 3.06 | 2.95 | 3.09 | 27 | 2.996 | 3.143 | 3.353 | 4,400 | 1,800 | 1,800 | 8,200 | | | | | | | | |
| S 4 | 2.78 | 2.86 | 2.78 | 2.85 | S 3 | | | | | | | | | | | | | | | |
| 11 | 2.80 | 2.92 | 2.80 | 2.93 | 10 | 2.832 | 3.021 | 3.242 | 4,400 | 1,800 | 1,800 | 9,250 | | | | | | | | |
| 18 | 2.80 | 2.91 | 2.80 | 2.91 | 17 | | | | | | | | | | | | | | | |
| 25 | 2.79 | 2.90 | 2.79 | 2.90 | 24 | 2.826 | 2.917 | 3.074 | 4,400 | 1,800 | 1,800 | 8,200 | | | | | | | | |
| O 2 | 2.80 | 2.90 | 2.81 | 2.90 | O 1 | | | | | | | | | | | | | | | |
| 9 | 2.79 | 2.92 | 2.79 | 2.92 | 8 | 2.812 | 2.924 | 3.105 | 4,700 | 1,900 | 1,900 | 9,900 | | | | | | | | |
| 16 | 2.80 | 2.89 | 2.79 | 2.89 | 15 | | | | | | | | | | | | | | | |
| 23 | 2.77 | 2.86 | 2.77 | 2.87 | 22 | 2.805 | 2.931 | 3.197 | 4,700 | 1,900 | 1,900 | 8,200 | | | | | | | | |
| 30 | 2.77 | 2.85 | 2.77 | 2.83 | 29 | | | | | | | | | | | | | | | |
| N 6 | 2.76 | 2.81 | 2.78 | 2.86 | N 5 | 2.734 | 2.821 | 2.937 | 5,000 | 2,000 | 2,000 | 8,300 | | | | | | | | |
| 13 | 2.78 | 2.81 | 2.78 | 2.81 | 12 | | | | | | | | | | | | | | | |
| 20 | 2.76 | 2.81 | 2.76 | 2.81 | 19 | 2.734 | 2.818 | 2.956 | 4,700 | 1,900 | 1,900 | 8,200 | | | | | | | | |
| 27 | 2.78 | 2.85 | 2.78 | 2.85 | 26 | | | | | | | | | | | | | | | |
| 2002 N 21 | 2.79 | 2.83 | 2.79 | 2.83 | | | | | | | | | | | | | | | | |
| 22 | 2.78 | 2.83 | 2.78 | 2.83 | | | | | | | | | | | | | | | | |
| 25 | 2.77 | 2.85 | 2.78 | 2.85 | | | | | | | | | | | | | | | | |
| 26 | 2.78 | 2.85 | 2.78 | 2.85 | | | | | | | | | | | | | | | | |
| 27 | 2.78 | 2.85 | 2.78 | 2.85 | | | | | | | | | | | | | | | | |

Effective 16 September 1997, the weekly issuance pattern of treasury bills was replaced by a 2-week cycle and the maturity of 3-month treasury bills was lengthened by 7 days. Since 19 March 1998 (after a transition phase of six months), the maturity pattern follows a 2-week cycle.
Le 16 septembre 1997, le calendrier hebdomadaire des adjudications de bons du Trésor du gouvernement du Canada a été remplacé par un cycle de deux semaines et l'échéance des bons du Trésor à trois mois à été prolongée de sept jours. Depuis le 19 mars 1998 (après une période de transition de six mois), le calendrier des échéances suit également un cycle de deux semaines.

FINANCIAL MARKET STATISTICS
STATISTIQUES DU MARCHÉ FINANCIER

continued
suite

| Wednesday <i>Le mercredi</i> | Other bonds: Average weighted yield (Scotia Capital Inc.) <i>Rendements moyens pondérés des obligations d'autres émetteurs (Scotia Capital Inc.)</i> | | | | Selected U.S. dollar interest rates <i>Quelques taux d'intérêt pratiqués aux États-Unis</i> | | | | Forward premium or discount (-) U.S. dollars in Canada <i>Report ou déport (-) sur le dollar É.-U. au Canada</i> | | | | | |
|-------------------------------------|--|--------------------------------------|--|--------------------------------------|--|--|--|----------------------------|--|----------------------------|----------------------------|------|----------------------------|--|
| | Provincials <i>Provinces</i> | | All corporates <i>Ensemble des sociétés</i> | | Federal funds rate <i>Taux des fonds fédéraux</i> | Prime rate charged by banks <i>Taux de base des prêts bancaires</i> | Commercial paper (adjusted) <i>Papier commercial (taux corrigés)</i> | | U.S. Treasuries constant maturity <i>Obligations du Trésor américain à échéance fixe</i> | | 1 month <i>À 1 mois</i> | | 3 month <i>À 3 mois</i> | |
| | Mid-term <i>À moyen terme</i> | Long-term <i>À long terme</i> | Mid-term <i>À moyen terme</i> | Long-term <i>À long terme</i> | | | 1 month <i>À 1 mois</i> | 3 month <i>À 3 mois</i> | 5 year <i>À 5 ans</i> | 10 year <i>À 10 ans</i> | | | | |
| 2002 A 21 | 5.10 | 5.94 | 6.04 | 6.96 | 1.73 | 4.75 | 1.72 | 1.72 | 3.28 | 4.20 | 1.09 | 1.22 | | |
| 28 | 5.15 | 6.00 | 6.05 | 6.99 | 1.76 | 4.75 | 1.74 | 1.73 | 3.31 | 4.22 | 1.17 | 1.27 | | |
| S 4 | 4.88 | 5.81 | 5.80 | 6.79 | 1.81 | 4.75 | 1.73 | 1.74 | 3.02 | 3.96 | 1.01 | 1.14 | | |
| 11 | 4.96 | 5.85 | 5.90 | 6.85 | 1.73 | 4.75 | 1.75 | 1.75 | 3.15 | 4.07 | 1.08 | 1.13 | | |
| 18 | 4.89 | 5.78 | 5.81 | 6.74 | 1.73 | 4.75 | 1.72 | 1.75 | 2.96 | 3.86 | 1.08 | 1.21 | | |
| 25 | 4.92 | 5.83 | 5.87 | 6.84 | 1.72 | 4.75 | 1.75 | 1.74 | 2.83 | 3.77 | 1.08 | 1.21 | | |
| O 2 | 4.95 | 5.86 | 5.90 | 6.88 | 1.80 | 4.75 | 1.76 | 1.72 | 2.74 | 3.71 | 1.07 | 1.18 | | |
| 9 | 4.97 | 5.89 | 5.99 | 6.99 | 1.73 | 4.75 | 1.76 | 1.70 | 2.65 | 3.61 | 1.14 | 1.19 | | |
| 16 | 5.23 | 6.08 | 6.27 | 7.24 | 1.75 | 4.75 | 1.74 | 1.74 | 3.11 | 4.06 | 1.00 | 1.13 | | |
| 23 | 5.30 | 6.15 | 6.30 | 7.32 | 1.72 | 4.75 | 1.73 | 1.72 | 3.26 | 4.26 | 1.09 | 1.09 | | |
| 30 | 5.14 | 6.05 | 6.10 | 7.17 | 1.79 | 4.75 | 1.67 | 1.63 | 2.87 | 3.99 | 1.09 | 1.24 | | |
| N 6 | 5.06 | 6.03 | 6.00 | 7.09 | 1.70 | 4.75 | 1.53 | 1.52 | 3.01 | 4.09 | 1.49 | 1.46 | | |
| 13 | 4.96 | 5.91 | 5.87 | 6.94 | 1.21 | 4.25 | 1.30 | 1.30 | 2.82 | 3.84 | 1.47 | 1.47 | | |
| 20 | 5.00 | 5.90 | 5.87 | 6.91 | 1.28 | 4.25 | 1.29 | 1.36 | 3.13 | 4.08 | 1.53 | 1.48 | | |
| 27 | 5.14 | 5.99 | 5.96 | 6.96 | | | | | | | 1.47 | 1.44 | | |

| Month, week ending <i>Mois ou semaine se terminant à la date indiquée</i> | EXCHANGE RATES <i>COURS DU CHANGE</i> | | | | | | | | | | BFS Table I1 <i>SBF Tableau I1</i> | |
|--|--|---------------------------|--|---------------------------|---|------|---|--|--|--|--|-------|
| | U.S. dollar <i>Dollar É.-U.</i> | | | | Canadian dollar in U.S. funds <i>Dollar canadien</i> | | Other currencies <i>Autres monnaies</i> | | | | Canadian dollar index against C-6 currencies <i>Indice C-6</i> <i>des cours du</i> <i>dollar canadien</i> 1992 = 100 | |
| | Canadian dollars per unit <i>En dollars canadiens par unité</i> | | | | Canadian cents per unit 3-month forward spread <i>Report ou déport (-) à 3 mois</i> | | Average of noon spot rates <i>Moyenne des cours du comptant à midi</i> | | | | | |
| | Spot rates <i>Cours du comptant</i> | | | | Closing <i>Clôture</i> | | Average noon <i>Moyenne à midi</i> | | Spot rates <i>Cours du comptant</i> | | Closing <i>Clôture</i> | |
| High <i>Haut</i> | Low <i>Bas</i> | Closing <i>Clôture</i> | Average noon <i>Moyenne à midi</i> | Closing <i>Clôture</i> | Average noon <i>Moyenne à midi</i> | | | EMU ¹ Euro <i>(UEM)¹</i> | British pound <i>Livre</i> sterling | Swiss franc <i>Franc</i> suisse | Japanese yen <i>Yen</i> japonais | |
| B3415 | B3416 | B3414 | B3400 | | | | | B100032 | B3412 | B3411 | B3407 | B3431 |
| 2002 J | 1.5965 | 1.5111 | 1.5829 | 1.5459 | 0.43 | 0.42 | 0.6318 | 1.5352 | 2.4063 | 1.0504 | 0.013114 | 79.53 |
| A | 1.6010 | 1.5491 | 1.5588 | 1.5679 | 0.48 | 0.46 | 0.6415 | 1.5331 | 2.4078 | 1.0469 | 0.013179 | 78.54 |
| S | 1.5915 | 1.5505 | 1.5872 | 1.5758 | 0.46 | 0.46 | 0.6300 | 1.5456 | 2.4528 | 1.0557 | 0.013019 | 78.18 |
| O | 1.5990 | 1.5555 | 1.5575 | 1.5778 | 0.49 | 0.45 | 0.6421 | 1.5484 | 2.4576 | 1.0569 | 0.012734 | 78.17 |
| 2002 O 2 | 1.5907 | 1.5736 | 1.5869 | 1.5824 | 0.46 | 0.46 | 0.6302 | 1.5543 | 2.4742 | 1.0632 | 0.012905 | 77.89 |
| 9 | 1.5990 | 1.5862 | 1.5980 | 1.5925 | 0.47 | 0.47 | 0.6258 | 1.5663 | 2.4907 | 1.0705 | 0.012877 | 77.42 |
| 16 | 1.5936 | 1.5815 | 1.5839 | 1.5875 | 0.44 | 0.45 | 0.6314 | 1.5620 | 2.4736 | 1.0659 | 0.012787 | 77.69 |
| 23 | 1.5778 | 1.5622 | 1.5662 | 1.5697 | 0.42 | 0.43 | 0.6385 | 1.5299 | 2.4286 | 1.0414 | 0.012571 | 78.65 |
| 30 | 1.5690 | 1.5560 | 1.5661 | 1.5639 | 0.48 | 0.45 | 0.6385 | 1.5340 | 2.4327 | 1.0467 | 0.012652 | 78.86 |
| N 6 | 1.5696 | 1.5528 | 1.5538 | 1.5575 | 0.56 | 0.50 | 0.6436 | 1.5506 | 2.4309 | 1.0601 | 0.012737 | 79.05 |
| 13 | 1.5816 | 1.5511 | 1.5748 | 1.5670 | 0.57 | 0.57 | 0.6350 | 1.5826 | 2.4858 | 1.0812 | 0.013038 | 78.40 |
| 20 | 1.5917 | 1.5736 | 1.5858 | 1.5831 | 0.58 | 0.58 | 0.6306 | 1.5936 | 2.5016 | 1.0861 | 0.013059 | 77.66 |
| 27 | 1.5819 | 1.5692 | 1.5729 | 1.5757 | 0.56 | 0.57 | 0.6358 | 1.5664 | 2.4630 | 1.0638 | 0.012871 | 78.15 |
| Latest week: / Dernière semaine : | | | | | | | | | | | | |
| 2002 N 21 | 1.5814 | 1.5772 | 1.5778 | 1.5786 | 0.59 | 0.59 | 0.6338 | 1.5771 | 2.4883 | 1.0742 | 0.012846 | 77.98 |
| 22 | 1.5819 | 1.5775 | 1.5781 | 1.5802 | 0.57 | 0.57 | 0.6337 | 1.5748 | 2.4934 | 1.0697 | 0.012863 | 77.91 |
| 25 | 1.5752 | 1.5717 | 1.5737 | 1.5733 | 0.57 | 0.57 | 0.6354 | 1.5632 | 2.4653 | 1.0609 | 0.012865 | 78.26 |
| 26 | 1.5757 | 1.5692 | 1.5757 | 1.5718 | 0.57 | 0.57 | 0.6346 | 1.5585 | 2.4364 | 1.0571 | 0.012896 | 78.35 |
| 27 | 1.5787 | 1.5728 | 1.5729 | 1.5747 | 0.56 | 0.56 | 0.6358 | 1.5583 | 2.4315 | 1.0571 | 0.012883 | 78.24 |

(1) The euro is the monetary unit of the European Economic and Monetary Union (EMU), which commenced on 1 January 1999. / L'euro est l'unité monétaire de l'Union économique et monétaire (UEM) européenne qui est entrée en vigueur le 1er janvier 1999.

| Month, week ending <i>Mois ou semaine se terminant à la date indiquée</i> | Overnight money market financing rate <i>Taux des fonds</i> <i>à un jour</i> |
|--|--|
| | <u>B114011</u> |
| 2002 J | 2.74 |
| A | 2.75 |
| S | 2.75 |
| O | 2.76 |
| 2002 O 2 | 2.75 |
| 9 | 2.74 |
| 16 | 2.74 |
| 23 | 2.74 |
| 30 | 2.74 |
| N 6 | 2.75 |
| 13 | 2.74 |
| 20 | 2.74 |
| 27 | 2.74 |
| Latest week: / Dernière semaine : | |
| 2002 N 21 | 2.74 |
| 22 | 2.74 |
| 25 | 2.74 |
| 26 | 2.74 |
| 27 | 2.74 |

Monthly
Average
Moyenne
mensuelle

SELECTED MONETARY AGGREGATES AND THEIR COMPONENTS (Millions of dollars)
AGRÉGATS MONÉTAIRES ET LEURS COMPOSANTES (En millions de dollars)

BFS Table E1
SBF Tableau E1

| | | M1 | | | | | | | | | | |
|------|---|--|----------------------------------|--|--|--|--|----------------------|--|--|--|--|
| | | Currency outside banks Monnaie hors banques | | Personal chequing accounts Comptes de chèques | | Current accounts Comptes courants | | Adjustments to M1 | Gross M1 M1 brut | | Chartered bank net demand deposits Dépôts à vue nets aux banques à charte | |
| | | Unadjusted | Seasonally adjusted | personnels | | Unadjusted | Seasonally adjusted | Ajustements à M1 | Unadjusted | Seasonally adjusted | Unadjusted | Seasonally adjusted |
| | | Données non désai- sonnalisées | Données désaison- nalisées | Unadjusted Données non désai- sonnalisées | Seasonally adjusted Données désaison- nalisées | Unadjusted Données non désai- sonnalisées | Seasonally adjusted Données désaison- nalisées | Ajustements à M1 | Unadjusted Données non désai- sonnalisées | Seasonally adjusted Données désaison- nalisées | Unadjusted Données non désaison- nalisées | Seasonally adjusted Données désaison- nalisées |
| | | B2001 | B1604 | B486 | B1643 | B487 | B1644 | B2050 | B2054 | B1642 | B478 | B1601 |
| 2001 | J | 34,279 | 34,221 | 22,353 | 22,270 | 54,524 | 54,481 | 1,600 | 112,755 | 112,571 | 75,639 | 75,881 |
| | F | 34,123 | 34,566 | 22,434 | 22,075 | 54,844 | 55,746 | 1,835 | 113,236 | 114,253 | 77,531 | 77,473 |
| | M | 34,271 | 34,988 | 22,760 | 22,663 | 54,996 | 56,069 | 1,554 | 113,581 | 115,304 | 78,570 | 78,616 |
| | A | 34,645 | 35,202 | 23,458 | 22,965 | 55,827 | 56,292 | 1,219 | 115,149 | 115,688 | 79,321 | 79,862 |
| | M | 35,013 | 35,317 | 23,684 | 23,266 | 56,317 | 57,052 | 521 | 115,535 | 116,162 | 78,762 | 79,521 |
| | J | 35,428 | 35,518 | 23,687 | 23,455 | 56,461 | 57,008 | 1,095 | 116,671 | 117,087 | 79,247 | 80,708 |
| | J | 35,710 | 35,537 | 23,568 | 23,836 | 57,392 | 57,678 | 1,054 | 117,725 | 118,110 | 79,824 | 80,436 |
| | A | 36,074 | 35,835 | 23,382 | 23,763 | 57,563 | 57,797 | 1,084 | 118,103 | 118,483 | 80,170 | 81,647 |
| | S | 36,198 | 35,951 | 24,443 | 24,880 | 60,708 | 60,597 | 1,118 | 122,467 | 122,544 | 83,239 | 84,175 |
| | O | 36,318 | 36,091 | 25,186 | 25,588 | 61,558 | 61,106 | 1,074 | 124,136 | 123,850 | 87,628 | 87,067 |
| | N | 36,606 | 36,311 | 25,829 | 26,112 | 63,044 | 62,369 | 1,088 | 126,567 | 125,868 | 91,970 | 89,914 |
| | D | 37,397 | 36,449 | 26,839 | 26,841 | 67,004 | 63,633 | 845 | 132,086 | 127,724 | 95,616 | 91,443 |
| 2002 | J | 36,734 | 36,662 | 27,639 | 27,556 | 64,967 | 64,973 | -326 | 129,014 | 128,864 | 94,233 | 94,699 |
| | F | 36,597 | 37,068 | 27,757 | 27,365 | 63,593 | 64,500 | -231 | 127,715 | 128,699 | 93,233 | 93,141 |
| | M | 36,733 | 37,497 | 27,904 | 27,763 | 63,176 | 64,300 | -171 | 127,642 | 129,386 | 91,361 | 91,313 |
| | A | 36,906 | 37,499 | 27,839 | 27,232 | 63,897 | 64,369 | -93 | 128,549 | 129,006 | 93,342 | 93,748 |
| | M | 37,472 | 37,801 | 27,282 | 26,825 | 64,534 | 65,421 | -135 | 129,152 | 129,911 | 92,271 | 93,353 |
| | J | 38,027 | 38,129 | 27,490 | 27,249 | 66,921 | 67,616 | -131 | 132,308 | 132,861 | 95,204 | 96,947 |
| | J | 38,800 | 38,619 | 27,512 | 27,821 | 67,822 | 68,212 | -138 | 133,996 | 134,513 | 98,255 | 98,999 |
| | A | 39,504 | 39,249 | 27,777 | 28,264 | 67,869 | 68,230 | -196 | 134,953 | 135,545 | 96,876 | 98,705 |
| | S | 39,421 | 39,151 | 28,041 | 28,514 | 68,508 | 68,379 | -179 | 135,791 | 135,865 | 98,398 | 99,710 |
| | O | 39,624 | 39,381 | 27,978 | 28,395 | 68,888 | 68,427 | -344 | 136,146 | 135,861 | 99,755 | 99,032 |

Monthly
Average
Moyenne
mensuelle

SELECTED MONETARY AGGREGATES AND THEIR COMPONENTS (Millions of dollars)
AGRÉGATS MONÉTAIRES ET LEURS COMPOSANTES (En millions de dollars)

continued
suite

| | | M3 | | | | | | | | | | |
|------|---|--------------------------------------|----------------------------------|---|---|----------------------|--------------------------------------|----------------------------------|--|--------------------------|--------------------------------------|----------------------------------|
| | | M2 | | Chartered banks Banques à charte | | Adjustments to M2 | M2 Total Total de M2 | | Chartered bank non-personal term deposits plus foreign currency deposits of residents | Adjustments to M3 | M3 Total Total de M3 | |
| | | Unadjusted | Seasonally adjusted | Non- personal notice deposits | Personal savings deposits | Ajustements à M2 | Unadjusted | Seasonally adjusted | Dépôts à terme autres que ceux des particuliers aux banques à charte et dépôts en monnaies étrangères des résidents | Ajuste- ments à M3 | Unadjusted | Seasonally adjusted |
| | | Données non désai- sonnalisées | Données désaison- nalisées | Dépôts à préavis autres que ceux des particu- liers | Dépôts d'épargne des particu- liers | Ajustements à M2 | Données non désai- sonnalisées | Données désaison- nalisées | Dépôts à terme autres que ceux des particuliers aux banques à charte et dépôts en monnaies étrangères des résidents | Ajuste- ments à M3 | Données non désai- sonnalisées | Données désaison- nalisées |
| | | B2033 | B1627 | B472/73 | B451 | B2051 | B2031 | B1630 | B475/82 | B2052 | B2030 | B1628 |
| 2001 | J | 111,517 | 111,707 | 47,830 | 343,651 | 1,219 | 504,217 | 504,021 | 191,295 | -4,694 | 690,817 | 691,193 |
| | F | 113,489 | 113,873 | 47,071 | 345,247 | 1,234 | 507,041 | 507,817 | 184,582 | -4,197 | 687,427 | 690,533 |
| | M | 114,395 | 115,158 | 46,681 | 346,845 | 1,237 | 509,158 | 509,630 | 185,298 | -4,110 | 690,346 | 691,858 |
| | A | 115,184 | 116,290 | 47,017 | 348,956 | 1,241 | 512,398 | 512,243 | 183,225 | -4,949 | 690,675 | 694,111 |
| | M | 114,297 | 115,364 | 48,695 | 348,463 | 1,241 | 512,696 | 513,133 | 187,890 | -5,766 | 694,820 | 697,975 |
| | J | 115,770 | 117,341 | 48,421 | 347,813 | 1,216 | 513,219 | 514,834 | 191,662 | -5,015 | 699,865 | 701,166 |
| | J | 116,588 | 117,036 | 49,594 | 347,606 | 1,224 | 515,011 | 516,268 | 190,167 | -5,406 | 699,772 | 702,648 |
| | A | 117,328 | 118,586 | 49,266 | 347,380 | 1,229 | 515,203 | 517,775 | 189,606 | -4,233 | 700,575 | 703,370 |
| | S | 120,554 | 121,257 | 51,063 | 348,145 | 1,194 | 520,956 | 522,696 | 194,517 | -4,680 | 710,793 | 709,189 |
| | O | 125,020 | 124,226 | 50,130 | 348,867 | 1,188 | 525,205 | 526,049 | 191,499 | -5,006 | 711,699 | 709,961 |
| | N | 129,663 | 127,289 | 51,698 | 351,397 | 1,192 | 533,951 | 531,602 | 192,387 | -5,724 | 720,614 | 716,007 |
| | D | 133,858 | 128,699 | 53,525 | 352,383 | 1,103 | 540,868 | 533,710 | 196,750 | -5,792 | 731,826 | 720,594 |
| 2002 | J | 130,640 | 131,032 | 52,841 | 353,067 | 581 | 537,131 | 537,012 | 193,942 | -5,684 | 725,389 | 725,781 |
| | F | 129,599 | 129,978 | 51,521 | 355,045 | 639 | 536,804 | 537,521 | 194,388 | -5,156 | 726,037 | 729,301 |
| | M | 127,923 | 128,640 | 51,225 | 356,675 | 635 | 536,459 | 536,900 | 196,883 | -6,159 | 727,183 | 728,757 |
| | A | 130,155 | 131,153 | 51,224 | 359,360 | 631 | 541,370 | 540,839 | 195,801 | -6,734 | 730,437 | 733,998 |
| | M | 129,607 | 131,018 | 51,180 | 360,396 | 618 | 541,801 | 542,321 | 197,274 | -6,239 | 732,836 | 736,267 |
| | J | 133,100 | 134,942 | 52,463 | 361,874 | 592 | 548,029 | 549,770 | 197,782 | -4,977 | 740,834 | 742,336 |
| | J | 136,917 | 137,478 | 52,234 | 362,530 | 562 | 552,242 | 553,560 | 203,255 | -5,117 | 750,381 | 753,478 |
| | A | 136,184 | 137,754 | 53,006 | 364,807 | -49 | 553,949 | 556,882 | 202,508 | -5,078 | 751,378 | 754,393 |
| | S | 137,639 | 138,679 | 53,643 | 365,296 | -51 | 556,527 | 558,571 | 205,653 | -4,695 | 757,485 | 755,481 |
| | O | 139,035 | 138,072 | 53,619 | 366,506 | -42 | 559,119 | 560,087 | 201,105 | -5,349 | 754,875 | 753,369 |

| Monthly average or average of month-ends | | SELECTED MONETARY AGGREGATES AND THEIR COMPONENTS (Millions of dollars) | | | | | | | | | continued |
|---|------|---|--|--------------------------------------|---|--|--|--------------------|--------------|--|-----------|
| Moyenne mensuelle ou moyenne de fin de mois | | AGRÉGATS MONÉTAIRES ET LEURS COMPOSANTES (En millions de dollars) | | | | | | | | | suite |
| M2+ | | Trust and mortgage loan companies | | Credit unions and caisses populaires | Life insurance company individual annuities | Personal deposits at government owned savings institutions | Money market mutual funds | Adjustments to M2+ | M2+ total | Seasonally adjusted | |
| M2 | | Sociétés de fiducie ou de prêt hypothécaire | | Caisses populaires et crédit unions | Compagnies d'assurance vie (rentes individuelles) | Dépôts des particuliers aux caisses d'épargne publiques | Fonds communs de placement du marché monétaire | Ajustements à M2+ | Total de M2+ | Données non désaisonnalisées | |
| Unadjusted Données non désaisonnalisées | | Total deposits Total des dépôts | | | | | | | | Seasonally adjusted Données désaisonnalisées | |
| Unadjusted Données non désaisonnalisées | | Unadjusted Données non désaisonnalisées | Seasonally adjusted Données désaisonnalisées | | | | | | | | |
| | | B2031 | B2038 | B1639 | B2042 | B2046 | B2047 | B2048 | B2053 | B2037 | B1633 |
| 2001 | F | 507,041 | 9,413 | 9,413 | 108,048 | 36,296 | 8,644 | 47,700 | -3,270 | 713,873 | 714,649 |
| | M | 509,158 | 9,625 | 9,625 | 109,087 | 36,241 | 8,780 | 50,230 | -3,401 | 719,718 | 720,191 |
| | A | 512,398 | 9,684 | 9,684 | 110,207 | 36,263 | 8,915 | 50,077 | -3,259 | 724,284 | 724,130 |
| | M | 512,696 | 8,015 | 8,015 | 111,165 | 36,365 | 8,975 | 51,529 | -897 | 727,846 | 728,284 |
| | J | 513,219 | 7,822 | 7,822 | 111,544 | 36,466 | 8,969 | 52,049 | -79 | 729,992 | 731,607 |
| | J | 515,011 | 7,812 | 7,812 | 111,778 | 36,539 | 8,973 | 53,057 | -104 | 733,066 | 734,323 |
| | A | 515,203 | 7,899 | 7,899 | 112,013 | 36,585 | 9,047 | 54,752 | -81 | 735,418 | 737,990 |
| | S | 520,956 | 7,986 | 7,986 | 112,118 | 36,629 | 9,087 | 57,105 | -43 | 743,837 | 745,578 |
| | O | 525,205 | 8,049 | 8,049 | 112,745 | 37,278 | 9,102 | 60,431 | -105 | 752,705 | 753,548 |
| | N | 533,951 | 8,091 | 8,091 | 113,831 | 38,510 | 9,213 | 62,161 | -271 | 765,486 | 763,137 |
| | D | 540,868 | 8,133 | 8,133 | 114,858 | 39,743 | 9,296 | 64,106 | -411 | 776,593 | 769,435 |
| | 2002 | J | 537,131 | 8,178 | 8,178 | 115,313 | 40,454 | 9,337 | 63,725 | -434 | 773,704 |
| F | | 536,804 | 8,223 | 8,223 | 115,585 | 40,615 | 9,425 | 64,284 | -438 | 774,499 | 775,216 |
| M | | 536,459 | 8,268 | 8,268 | 116,030 | 40,776 | 9,514 | 63,395 | -372 | 774,071 | 774,512 |
| A | | 541,370 | 8,409 | 8,409 | 116,788E | 40,870 | 9,540 | 61,905 | -408E | 778,474E | 777,943E |
| M | | 541,801 | 8,648 | 8,648 | 117,742E | 40,889 | 9,592 | 60,978 | -508E | 779,141E | 779,661E |
| J | | 548,029 | 8,886 | 8,886 | 118,194E | 40,907 | 9,660 | 59,982 | -585E | 785,075E | 786,814E |
| J | | 552,242 | 9,057E | 9,057E | 118,580E | 40,993 | 9,709 | 60,224 | -609E | 790,197E | 791,514E |
| A | | 553,949 | 8,548E | 8,548E | 118,761E | 41,147 | 9,751 | 61,321 | 32E | 793,508E | 796,442E |
| S | | 556,527 | 8,658E | 8,658E | 118,943E | 41,298 | 9,764 | 61,189 | 41E | 796,420E | 798,464E |
| O | | 559,119 | | | 119,870E | | 9,974 | 61,445 | | | |

| Monthly average or average of month-ends | | SELECTED MONETARY AGGREGATES AND THEIR COMPONENTS (Millions of dollars) | | | | | | | | | continued | | |
|---|------|---|--|--|--|---|--|---|--|---|--|----------|---------|
| Moyenne mensuelle ou moyenne de fin de mois | | AGRÉGATS MONÉTAIRES ET LEURS COMPOSANTES (En millions de dollars) | | | | | | | | | suite | | |
| M2++ | | Canada Savings Bonds | | Non-money market mutual funds | | M2++ | | M1+ ¹ | | M1++ ² | | | |
| Total de M2+ | | Obligations d'épargne du Canada | | Fonds communs de placement autres que ceux du marché monétaire | | M2++ | | M1+ ¹ | | M1++ ² | | | |
| Unadjusted Données non désaisonnalisées | | Unadjusted Données non désaisonnalisées | Seasonally adjusted Données désaisonnalisées | Unadjusted Données non désaisonnalisées | Seasonally adjusted Données désaisonnalisées | Unadjusted Données non désaisonnalisées | Seasonally adjusted Données désaisonnalisées | Unadjusted Données non désaisonnalisées | Seasonally adjusted Données désaisonnalisées | Unadjusted Données non désaisonnalisées | Seasonally adjusted Données désaisonnalisées | | |
| | | B2037 | B2057 | B1648 | B2058 | B1649 | B2059 | B1650 | B2060 | B1651 | B2061 | B1652 | |
| 2001 | M | 719,718 | 26,345 | 26,332 | 322,001 | 317,070 | 1,068,064 | 1,063,592 | 242,060 | 247,722 | 297,522 | 302,090 | |
| | A | 724,284 | 26,375 | 26,278 | 323,778 | 320,555 | 1,074,437 | 1,070,962 | 247,217 | 249,445 | 302,970 | 304,482 | |
| | M | 727,846 | 26,292 | 26,218 | 324,466 | 322,578 | 1,078,604 | 1,077,080 | 251,882 | 252,093 | 307,930 | 307,493 | |
| | J | 729,992 | 26,247 | 26,195 | 326,371 | 324,802 | 1,082,610 | 1,082,604 | 253,137 | 252,258 | 309,829 | 309,053 | |
| | J | 733,066 | 26,118 | 26,112 | 327,330 | 327,156 | 1,086,514 | 1,087,591 | 255,489 | 254,149 | 312,632 | 312,128 | |
| | A | 735,418 | 26,054 | 26,026 | 327,274 | 328,808 | 1,088,746 | 1,092,826 | 255,675 | 255,113 | 313,925 | 314,260 | |
| | S | 743,837 | 25,984 | 26,001 | 326,941 | 329,943 | 1,096,762 | 1,101,521 | 262,589 | 261,489 | 322,464 | 322,171 | |
| | O | 752,705 | 25,894 | 26,086 | 327,089 | 331,373 | 1,105,688 | 1,111,007 | 263,474 | 262,590 | 325,524 | 325,694 | |
| | N | 765,486 | 24,320 | 24,167 | 329,093 | 334,904 | 1,118,899 | 1,122,208 | 269,555 | 268,014 | 334,056 | 332,639 | |
| | D | 776,593 | 24,207 | 24,368 | 331,789 | 331,124 | 1,132,589 | 1,124,928 | 278,433 | 271,948 | 344,771 | 337,863 | |
| | 2002 | J | 773,704 | 24,259 | 24,406 | 334,858 | 335,375 | 1,132,821 | 1,133,367 | 274,678 | 275,418 | 343,163 | 343,572 |
| | | F | 774,499 | 24,103 | 24,078 | 338,582 | 335,867 | 1,137,184 | 1,135,161 | 272,936 | 276,513 | 343,543 | 346,368 |
| M | | 774,071 | 24,125 | 24,114 | 342,276 | 337,346 | 1,140,472 | 1,135,972 | 272,336 | 278,550 | 344,308 | 349,414 | |
| A | | 778,474E | 24,117 | 24,015 | 343,627 | 340,493 | 1,146,218 E | 1,142,451 E | 275,600E | 277,981 E | 349,054E | 350,741E | |
| M | | 779,141E | 23,998 R | 23,911 R | 344,706 | 342,865 | 1,147,845E,R | 1,146,437E,R | 277,465E | 277,697 E | 351,471E | 351,011E | |
| J | | 785,075E | 23,863 R | 23,788 R | 345,115 | 343,552 | 1,154,052E,R | 1,154,155E,R | 282,707E | 281,771 E | 357,455E | 356,650E | |
| J | | 790,197E | 23,745 R | 23,720 R | 343,890 | 343,695 | 1,157,832E,R | 1,158,930E,R | 283,639E | 282,250E | 357,701E | 357,234E | |
| A | | 793,508E | 23,648 R | 23,605 R | 342,868 | 344,413 | 1,160,024E,R | 1,164,459E,R | 285,543E | 285,116E | 360,193E | 360,839E | |
| S | | 796,420E | 23,583 R | 23,578 R | 342,338 | 345,383 | 1,162,341E,R | 1,167,425E,R | 286,881E | 285,664E | 361,179E | 360,824E | |
| O | | | 23,506 R | 23,692 R | 341,031 | 345,236 | | | 286,861E | 285,936E | 361,734E | 361,970E | |
| N | | | 23,227 | 23,093 | | | | | | | | | |

(1) M1+ consists of Gross M1 plus chequable notice deposits held at chartered banks plus all chequable deposits at trust and mortgage loan companies, credit unions and caisses populaires (excluding deposits of these institutions) plus continuity adjustments. / M1+ est composé de M1 brut, plus les dépôts à préavis transférables par chèque détenus dans les banques et les dépôts transférables par chèque détenus dans les sociétés de fiducie ou de prêt hypothécaire, les caisses populaires et les crédit unions (desquels sont retranchés les dépôts de ces institutions) plus les corrections faites pour assurer la continuité des données.

(2) M1++ consists of M1+ plus non-chequable notice deposits held at chartered banks, trust and mortgage loan companies, credit unions and caisses populaires less interbank non-chequable notice deposits plus continuity adjustments. / M1++ se définit comme M1+ auquel s'ajoutent les dépôts à préavis non transférables par chèque détenus auprès des banques, des sociétés de fiducie ou de prêt hypothécaire, des caisses populaires et des crédit unions, moins les dépôts interbancaires à préavis non transférables par chèque, plus les corrections faites pour assurer la continuité des données.

| | | CREDIT MEASURES (Millions of dollars) <i>MESURES DU CRÉDIT (En millions de dollars)</i> | | | | | | | BFS Table E2 SBF Tableau E2 | |
|--|---|--|---|--|---|---|--|---|--|-----------|
| Monthly average or average of month-ends <i>Moyenne mensuelle ou moyenne de fin de mois</i> | | Consumer credit <i>Crédit à la consommation</i> | | | | | | | | |
| | | Seasonally adjusted <i>Données désaisonnalisées</i> | | | | | | | | |
| | | Chartered banks <i>Banques à charte</i> | Trust and mortgage loan companies <i>Sociétés de fiducie ou de prêt hypothécaire</i> | Credit unions and caisses populaires <i>Caisses populaires et credit unions</i> | Life insurance companies <i>Compagnies d'assurance vie</i> | Non-depository credit intermediaries and other institutions <i>Intermédiaires financiers autres que les institutions de dépôt et autres institutions</i> | Special-purpose corporations (securitization) ¹ <i>Sociétés spécialisées (titrisation)¹</i> | Adjustments to consumer credit ¹ <i>Ajustements au crédit à la consommation¹</i> | Total consumer credit <i>Ensemble du crédit à la consommation</i> | |
| | | | | | | | | Unadjusted <i>Données non désaisonnalisées</i> | Seasonally adjusted <i>Données désaisonnalisées</i> | |
| | | B127 | B132 | B143 | B129 | B179 | B175 | B146 | B140 | B142 |
| 2001 | M | 126,034 | 740 | 15,960 | 4,278 | 17,448 | 34,418 | - | 199,284 | 197,898 |
| | A | 126,803 | 728 | 16,026 | 4,295 | 17,652 | 34,888 | - | 199,963 | 199,584 |
| | M | 127,329 | 658 | 16,150 | 4,292 | 17,960 | 35,313 | - | 200,999 | 200,636 |
| | J | 127,906 | 588 | 16,289 | 4,288 | 18,021 | 35,453 | - | 202,674 | 201,865 |
| | J | 127,986 | 551 | 16,080 | 4,292 | 18,228 | 35,739 | - | 202,462 | 202,460 |
| | A | 128,482 | 546 | 15,501 | 4,301 | 18,479 | 35,672 | - | 202,768 | 203,395 |
| | S | 128,732 | 542 | 14,963 | 4,310 | 18,726 | 35,605 | - | 203,787 | 203,787 |
| | O | 128,775 | 508 | 14,823 | 4,315 | 18,955 | 35,722 | - | 203,699 | 203,991 |
| | N | 128,878 | 446 | 14,995 | 4,317 | 19,201 | 36,098 | - | 204,103 | 204,969 |
| | D | 129,209 | 384 | 15,210 | 4,318 | 19,586 | 36,372 | - | 205,516 | 205,725 |
| 2002 | J | 130,022 | 345 | 15,365 | 4,335 | 19,526 | 35,772 | - | 205,449 | 205,538 |
| | F | 132,292 | 331 | 15,323 | 4,364 | 19,778 | 34,822 | - | 206,126 | 206,972 |
| | M | 134,444 | 317 | 15,367 | 4,394 | 20,010 | 34,460 | - | 209,249 | 207,898 |
| | A | 135,891 | 316 | 15,459 E | 4,407 E | 20,218 E | 34,856 | - | 210,548 E | 210,255 E |
| | M | 136,767 | 329 | 15,566 E | 4,404 E | 20,472 E | 35,579 | - | 212,302 E | 211,981 E |
| | J | 137,620 | 342 | 15,691 E | 4,401 E | 20,479 E | 36,019 | - | 214,699 E | 213,803 E |
| | J | 138,755 | 347 E | 15,567 E | 4,404 E | 20,770 E | 36,214 E | - | 215,591 E | 215,554 E |
| | A | 140,262 | 224 E | 15,127 E | 4,414 E | 21,140 E | 35,891 E | - | 216,868 E | 217,461 E |
| | S | 141,156 | 222 E | 14,717 E | 4,423 E | 21,417 E | 35,715 E | - | 218,740 E | 218,658 E |
| | O | 141,820 | | 14,538 E | | | 35,753 E | - | | |

| | | CREDIT MEASURES (Millions of dollars) <i>MESURES DU CRÉDIT (En millions de dollars)</i> | | | | | | | continued <i>suite</i> | | | | |
|--|---|--|---|--|---|--|--|--|--|--|---|---|-----------|
| Monthly average or average of month-ends <i>Moyenne mensuelle ou moyenne de fin de mois</i> | | Residential mortgage credit <i>Crédit hypothécaire à l'habitation</i> | | | | | | | | | | | |
| | | Seasonally adjusted <i>Données désaisonnalisées</i> | | | | | | | | | | | |
| | | Chartered banks <i>Banques à charte</i> | Trust and mortgage loan companies <i>Sociétés de fiducie ou de prêt hypothécaire</i> | Credit unions and caisses populaires <i>Caisses populaires et credit unions</i> | Life insurance companies <i>Compagnies d'assurance vie</i> | Pension funds ¹ <i>Caisses de retraite¹</i> | Non-depository credit intermediaries and other financial institutions ¹ <i>Intermédiaires financiers autres que les institutions de dépôt et autres institutions financières¹</i> | NHA mortgage backed securities ¹ <i>Titres hypothécaires garantis en vertu de la LNH¹</i> | Special-purpose corporations (securitization) ¹ <i>Sociétés spécialisées (titrisation)¹</i> | Total residential mortgage credit <i>Ensemble du crédit hypothécaire à l'habitation</i> | | Total household credit <i>Ensemble des crédits aux ménages</i> | |
| | | | | | | | | | Unadjusted <i>Données non désaisonnalisées</i> | Seasonally adjusted <i>Données désaisonnalisées</i> | Unadjusted <i>Données non désaisonnalisées</i> | Seasonally adjusted <i>Données désaisonnalisées</i> | |
| | | B982 | B983 | B943 | B984 | B940 | B993 | B941 | B929 | B938 | B942 | B151 | B166 |
| 2001 | M | 272,256 | 5,156 | 57,872 | 17,884 | 9,127 | 24,555 | 33,730 | 20,409 | 439,455 | 441,056 | 638,739 | 638,954 |
| | A | 272,749 | 5,199 | 58,199 | 17,854 | 9,229 | 24,456 | 34,117 | 19,925 | 440,421 | 442,318 | 640,385 | 641,902 |
| | M | 274,544 | 5,212 | 58,312 | 17,804 | 9,354 | 24,411 | 33,803 | 19,557 | 442,319 | 444,221 | 643,317 | 644,857 |
| | J | 276,436 | 5,225 | 58,475 | 17,754 | 9,479 | 24,385 | 34,490 | 19,197 | 445,199 | 446,286 | 647,873 | 648,151 |
| | J | 278,832 | 5,256 | 58,577 | 17,617 | 9,582 | 24,338 | 35,150 | 18,895 | 449,273 | 448,823 | 651,735 | 651,282 |
| | A | 281,962 | 5,305 | 58,621 | 17,393 | 9,663 | 24,274 | 34,801 | 18,650 | 451,699 | 450,594 | 654,467 | 653,989 |
| | S | 285,101 | 5,353 | 58,649 | 17,172 | 9,743 | 24,217 | 34,522 | 18,408 | 454,779 | 452,891 | 658,566 | 656,678 |
| | O | 287,425 | 5,362 | 58,796 | 17,099 | 9,726 | 24,142 | 35,346 | 18,126 | 456,281 | 455,046 | 659,980 | 659,037 |
| | N | 289,687 | 5,334 | 59,425 | 17,167 | 9,616 | 24,057 | 36,010 | 17,805 | 459,171 | 457,035 | 663,275 | 662,004 |
| | D | 292,887 | 5,305 | 60,027 | 17,234 | 9,505 | 23,971 | 35,181 | 17,489 | 462,493 | 461,020 | 668,009 | 666,745 |
| 2002 | J | 295,823 | 5,337 | 60,473 | 17,180 | 9,441 | 23,839 | 34,294 | 17,133 | 463,632 | 463,870 | 669,080 | 669,408 |
| | F | 296,462 | 5,427 | 60,785 | 17,012 | 9,426 | 23,673 | 35,354 | 16,737 | 463,648 | 464,957 | 669,774 | 671,929 |
| | M | 298,712 | 5,516 | 61,176 | 16,844 | 9,410 | 23,507 | 37,128 | 16,350 | 467,029 | 468,812 | 676,278 | 676,710 |
| | A | 301,223 | 5,570 | 61,463 E | 16,732 E | 9,465 E | 23,411 E | 37,158 | 16,083 | 469,699 E | 471,811 E | 680,247 E | 682,067 E |
| | M | 303,821 | 5,584 | 61,800 E | 16,685 E | 9,594 E | 23,390 E | 36,822 | 15,932 | 472,917 E | 475,003 E | 685,219 E | 686,984 E |
| | J | 304,943 | 5,598 | 62,219 E | 16,638 E | 9,722 E | 23,370 E | 38,353 | 15,880 | 476,427 E | 477,632 E | 691,126 E | 691,435 E |
| | J | 307,934 | 5,631 E | 62,354 E | 16,509 E | 9,827 E | 23,340 E | 39,560 | 15,787 E | 482,060 E | 481,532 E | 697,651 E | 697,086 E |
| | A | 311,933 | 5,606 E | 62,300 E | 16,299 E | 9,911 E | 23,301 E | 38,869 | 15,669 E | 484,954 E | 483,798 E | 701,821 E | 701,258 E |
| | S | 312,054 | 5,650 E | 62,353 E | 16,093 E | 9,992 E | 23,263 E | 40,301 | 15,438 E | 486,937 E | 484,846 E | 705,677 E | 703,504 E |
| | O | 315,219 | | 62,739 E | | | | 42,395 | 15,210 E | | | | |

(1) Unadjusted / *Données non désaisonnalisées*

| Monthly average or average of month-ends Moyenne mensuelle ou moyenne de fin de mois | | CREDIT MEASURES (Millions of dollars) MESURES DU CRÉDIT (En millions de dollars) | | | | | | | | | | 14 | continued suite | | | | | | | | |
|---|---|---|---------|---|----------|--|---|--------|---|----------|----------|---|--|--|---|--|--|-------|--|-------|--|
| | | Short-term business credit Crédits à court terme aux entreprises | | | | | | | | | | Chartered bank foreign currency loans to residents ² Prêts en monnaies étrangères des banques à charte aux résidents ² | Special-purpose corporations (securitization) Sociétés spécialisées (titrisation) | Bankers' acceptances Acceptations bancaires | Commercial paper issued by non-financial corporations Papier commercial des sociétés non financières | Adjustments to short-term business credit Ajustements aux crédits à court terme aux entreprises | | | | | |
| | | Canadian dollar loans Prêts en dollars canadiens | | | | | | | | | | | | | | | | | | | |
| | | Business loans Prêts aux entreprises | | | | | Other institutions Autres institutions | | | | | | | | | | | | | | |
| Unadjusted Données non désaisonnalisées | | Seasonally adjusted Données désaisonnalisées | | Non-depository intermediaries Intermédiaires financiers autres que les institutions de dépôt | | Unadjusted Données non désaisonnalisées | | | Seasonally adjusted Données désaisonnalisées | | | | | | | | | | | | |
| B2300 | | B2322 | | B2333 | | B2302 | | B2312 | | B2330 | | B2313 | | B2327 | | B2329 | | B2336 | | B2316 | |
| 2001 | M | 135,794 | 135,057 | 14,516 | 19,033 | 27,220 | 11,321 | 54,636 | 53,331 | 21,584 | 21,922 | -917 | | | | | | | | | |
| | A | 135,615 | 133,939 | 14,501 | 19,081 | 26,052 | 11,207 | 52,613 | 52,076 | 20,684 | 21,076 | -905 | | | | | | | | | |
| | M | 134,326 | 133,049 | 14,489 | 19,187 | 25,586 | 11,262 | 52,091 | 51,721 | 21,107 | 21,524 | -1,020 | | | | | | | | | |
| | J | 131,693 | 131,786 | 14,480 | 19,261 | 25,075 | 11,317 | 49,449 | 49,751 | 21,082 | 21,505 | -895 | | | | | | | | | |
| | J | 132,596 | 131,748 | 14,439 | 19,746 | 24,469 | 11,412 | 48,692 | 48,524 | 21,897 | 21,986 | -871 | | | | | | | | | |
| | A | 129,333 | 129,360 | 14,363 | 20,600 | 26,114 | 11,545 | 49,021 | 49,689 | 22,922 | 21,967 | -1,017 | | | | | | | | | |
| | S | 129,377 | 129,366 | 14,289 | 21,390 | 29,601 | 11,681 | 48,767 | 49,503 | 22,657 | 22,144 | -988 | | | | | | | | | |
| | O | 128,895 | 128,808 | 14,066 | 21,899 | 29,144 | 12,245 | 50,364 | 50,355 | 22,546 | 22,338 | -1,063 | | | | | | | | | |
| | N | 125,300 | 126,639 | 13,700 | 22,171 | 27,279 | 13,241 | 50,369 | 50,081 | 22,937 | 22,208 | -1,018 | | | | | | | | | |
| | D | 124,175 | 124,875 | 13,334 | 22,468 | 26,717 | 14,241 | 48,819 | 49,946 | 22,041 | 22,115 | -982 | | | | | | | | | |
| 2002 | J | 121,561 | 123,244 | 13,264 | 22,651 | 25,989 | 14,849 | 47,276 | 47,716 | 21,053 | 21,614 | -958 | | | | | | | | | |
| | F | 120,117 | 120,625 | 13,486 | 22,696 | 26,329 | 15,070 | 47,846 | 47,094 | 21,882 | 21,856 | -770 | | | | | | | | | |
| | M | 121,827 | 121,143 | 13,713 | 22,710 | 24,787 | 15,296 | 47,287 | 46,069 | 22,621 | 22,984 | -955 | | | | | | | | | |
| | A | 123,221 | 121,681 | 13,830 E | 22,784 E | 23,606 | 15,414 | 47,211 | 46,647 | 22,665 | 23,111 | -1,461 | | | | | | | | | |
| | M | 122,646 | 121,454 | 13,819 E | 22,906 E | 22,638 | 15,424 | 46,647 | 46,332 | 21,995 | 22,447 | -1,283 | | | | | | | | | |
| | J | 123,331 | 123,454 | 13,806 E | 23,071 E | 22,434 | 15,439 | 43,906 | 44,232 | 20,837 | 21,270 | -1,169 | | | | | | | | | |
| | J | 123,319 | 122,475 | 13,765 E | 23,625 E | 22,605 | 15,619 E | 43,283 | 43,241 | 20,708 | 20,800 | -1,155 | | | | | | | | | |
| | A | 122,402 | 122,494 | 13,848 E | 23,768 E | 23,143 | 15,966 E | 44,604 | 45,293 | 21,761 | 20,863 | -1,106 | | | | | | | | | |
| | S | 122,421 | 122,400 | 13,903 E | 23,863 E | 23,672 | 16,320 E | 44,099 | 44,821 | 21,774 | 21,286 | -1,425 | | | | | | | | | |
| | O | 122,514 | 122,411 | | | 23,522 | 16,682 E | 43,719 | 43,703 | 21,237 E | 21,035 E | -1,237 R | | | | | | | | | |

| Monthly average or average of month-ends Moyenne mensuelle ou moyenne de fin de mois | | CREDIT MEASURES (Millions of dollars) MESURES DU CRÉDIT (En millions de dollars) | | | | | | | | | | continued suite | | | | | | | |
|---|---|--|-------------|---|-------|-------------------------------------|---|--|-------|---|----------|--|--|-------|--|-------|--|-------|--|
| | | Short term business credit Crédits à court terme aux entreprises | | | | | Other business credit Autres crédits aux entreprises | | | | | Leasing receivables Créances résultant du crédit-bail | | | | | | | |
| | | Total short-term business credit Ensemble des crédits à court terme aux entreprises | | | | | Non-residential mortgages Prêts hypothécaires sur immeubles non résidentiels | | | | | | | | | | | | |
| | | Unadjusted Données non désaisonnalisées | | Seasonally adjusted Données désaisonnalisées | | Chartered banks Banques à charte | | Trust and mortgage loan companies Sociétés de fiducie ou de prêt hypothécaire | | Credit unions and caisses populaires Caisses populaires et crédit unions | | | Life insurance companies Compagnies d'assurance vie | | Non-depository credit intermediaries and other institutions Intermédiaires financiers autres que les institutions de dépôt et autres institutions | | | | |
| B2317 | | B2324 | | B2303 | | B2304 | | B2305 | | B2306 | | B2334 | | B2308 | | B2309 | | B2335 | |
| 2001 | M | 283,189 | 282,048 | 15,625 | 545 | 9,040 | 23,843 | 1,343 | 5,365 | 88 | 11,350 | | | | | | | | |
| | A | 278,850 | 277,979 | 15,668 | 538 | 9,145 | 23,888 | 1,347 | 5,116 | 89 | 11,397 | | | | | | | | |
| | M | 277,027 | 276,254 | 15,555 | 517 | 9,216 | 23,940 | 1,316 | 5,086 | 90 | 11,484 | | | | | | | | |
| | J | 271,463 | 271,866 | 15,597 | 495 | 9,302 | 23,991 | 1,285 | 5,104 | 90 | 11,570 | | | | | | | | |
| | J | 272,379 | 271,704 | 15,608 | 486 | 9,410 | 24,029 | 1,365 | 5,175 | 91 | 11,562 | | | | | | | | |
| | A | 272,882 | 273,231 | 15,475 | 489 | 9,531 | 24,053 | 1,555 | 5,377 | 92 | 11,460 | | | | | | | | |
| | S | 276,773 | 277,087 | 15,370 | 492 | 9,646 | 24,077 | 1,741 | 5,361 | 93 | 11,360 | | | | | | | | |
| | O | 278,096 | 278,454 | 15,600 | 496 | 9,735 | 24,022 | 1,836 | 5,384 | 95 | 11,310 | | | | | | | | |
| | N | 273,978 | 273,318 | 15,618 | 503 | 9,798 | 23,890 | 1,843 | 5,130 | 98 | 11,307 | | | | | | | | |
| | D | 270,813 | 271,058 | 15,915 | 510 | 9,862 | 23,758 | 1,850 | 5,175 | 100 | 11,304 | | | | | | | | |
| 2002 | J | 265,684 | 267,582 | 15,996 | 521 | 9,915 | 23,651 | 1,793 | 5,222 | 102 | 11,283 | | | | | | | | |
| | F | 266,655 | 266,668 | 16,021 | 536 | 9,968 | 23,575 | 1,678 | 5,054 | 101 | 11,244 | | | | | | | | |
| | M | 267,285 | 266,201 | 16,130 | 552 | 10,010 | 23,498 | 1,563 | 5,010 | 100 | 11,204 | | | | | | | | |
| | A | 267,269 | 266,545 | 16,161 | 559 | 10,062 E | 23,483 E | 1,485 E | 5,091 | 100 | 11,226 E | | | | | | | | |
| | M | 264,791 | 264,202 | 16,335 | 556 | 10,142 E | 23,534 E | 1,448 E | 5,159 | 99 | 11,312 E | | | | | | | | |
| | J | 261,654 | 262,219 | 16,419 | 552 | 10,228 E | 23,585 E | 1,411 E | 5,202 | 97 | 11,397 E | | | | | | | | |
| | J | 261,768 E | 261,265 E | 16,490 | 553 E | 10,350 E | 23,622 E | 1,505 E | 5,173 | 98 E | 11,389 E | | | | | | | | |
| | A | 264,385 E | 264,865 E | 16,612 | 476 E | 10,461 E | 23,646 E | 1,729 E | 4,994 | 99 E | 11,289 E | | | | | | | | |
| | S | 264,627 E | 264,949 E | 16,732 | 478 E | 10,559 E | 23,670 E | 1,949 E | 5,052 | 100 E | 11,190 E | | | | | | | | |
| | O | 264,353 E,R | 264,667 E,R | 16,795 | | | | | 5,177 | | | | | | | | | | |

(1) Excludes reverse repos and loans to non-residents. / Ne comprend pas les prises en pension ni les prêts à des non-résidents.

(2) Excludes reverse repos. / Ne comprend pas les prises en pension.

| Monthly average or average of month-ends <i>Moyenne mensuelle ou moyenne de fin de mois</i> | | CREDIT MEASURES (Millions of dollars) <i>MESURES DU CRÉDIT (En millions de dollars)</i> | | | | | | | | continued <i>suite</i> |
|--|---|---|---|---|---|---|--|--|---|--|
| | | Other business credit <i>Autres crédits aux entreprises</i> | | | | | Total business credit <i>Ensemble des crédits aux entreprises</i> | | Total household and business credit <i>Ensemble des crédits aux ménages et aux entreprises</i> | |
| | | Special-purpose corporations (securitization) <i>Sociétés spécialisées (titrisation)</i> | Bonds and debentures <i>Obligations et débetures</i> | Equity and warrants <i>Actions et bons de souscription</i> | Adjustments to other business credit <i>Ajustements aux autres crédits aux entreprises</i> | Total other business credit <i>Ensemble des autres crédits aux entreprises</i> | Unadjusted <i>Données non désaisonnalisées</i> | Seasonally adjusted <i>Données désaisonnalisées</i> | Unadjusted <i>Données non désaisonnalisées</i> | Seasonally adjusted <i>Données désaisonnalisées</i> |
| | | B2332 | B2318 | B2319 | B2328 | B155 | B2320 | B2325 | B2321 | B2326 |
| 2001 | M | 10,996 | 205,772 | 254,869 | - | 538,836 | 822,025 | 820,884 | 1,460,764 | 1,459,838 |
| | A | 11,338 | 208,735 | 255,353 | - | 542,613 | 821,463 | 820,591 | 1,461,848 | 1,462,493 |
| | M | 11,651 | 214,229 | 256,274 | - | 549,355 | 826,382 | 825,610 | 1,469,699 | 1,470,467 |
| | J | 11,973 | 220,615 | 257,503 | - | 557,527 | 828,990 | 829,392 | 1,476,862 | 1,477,543 |
| | J | 11,947 | 223,177 | 258,142 | - | 560,991 | 833,371 | 832,695 | 1,485,105 | 1,483,977 |
| | A | 11,575 | 226,690 | 258,826 | - | 565,123 | 838,004 | 838,354 | 1,492,471 | 1,492,343 |
| | S | 11,214 | 228,341 | 259,307 | - | 567,002 | 843,775 | 844,089 | 1,502,341 | 1,500,767 |
| | O | 11,149 | 229,628 | 259,622 | - | 568,877 | 846,973 | 847,331 | 1,506,953 | 1,506,368 |
| | N | 11,375 | 233,345 | 261,069 | - | 573,975 | 847,953 | 847,293 | 1,511,228 | 1,509,297 |
| | D | 11,606 | 236,243 | 262,666 | - | 578,988 | 849,801 | 850,046 | 1,517,809 | 1,516,791 |
| 2002 | J | 11,556 | 238,254 | 263,277 | - | 581,568 | 847,252 | 849,150 | 1,516,332 | 1,518,557 |
| | F | 11,217 | 239,787 | 263,676 | - | 582,856 | 849,512 | 849,524 | 1,519,286 | 1,521,453 |
| | M | 10,868 | 241,404 | 264,581 | - | 584,921 | 852,206 | 851,122 | 1,528,484 | 1,527,832 |
| | A | 10,765 | 243,941 | 265,657 | - | 588,529 | 855,798 | 855,074 | 1,536,045 E | 1,537,141 E |
| | M | 10,912 | 245,521 | 266,590 | - | 591,605 | 856,396 | 855,808 | 1,541,615 E | 1,542,792 E |
| | J | 11,056 | 246,237 | 268,481 | - | 594,666 | 856,321 | 856,885 | 1,547,446 E | 1,548,320 E |
| | J | 11,128 E | 246,232 | 270,129 | - | 596,668 E | 858,436 E | 857,933 E | 1,556,087 E | 1,555,019 E |
| | A | 11,128 E | 244,673 | 271,396 | - | 596,502 E | 860,887 E | 861,368 E | 1,562,709 E | 1,562,626 E |
| | S | 11,128 E | 244,694 | 272,791 | - | 598,343 E | 862,970 E | 863,292 E | 1,568,647 E | 1,566,796 E |
| | O | 11,128 E | 246,019 | 273,233 | - | 600,403 E | 864,757 E,R | 865,070 E,R | | |

| End of period En fin de période | | GOVERNMENT OF CANADA SECURITIES OUTSTANDING (Par Value) ENCOURS DES TITRES DU GOUVERNEMENT CANADIEN (Valeur nominale) | | | | | | | BFS Table G4 SBF Tableau G4 | | | | |
|------------------------------------|-----|--|--|---|----------------|------------------------------------|---|----------------------|--------------------------------|----------------------------------|----------------------|--|----------------|
| | | Millions of Canadian dollars En millions de dollars canadiens | | | | | | | | | | | |
| | | Treasury bills Bons du Trésor | Other direct and guaranteed securities ¹ Autres titres émis ou garantis ¹ | Canada Savings Bonds and other retail instruments Obligations d'épargne du Canada et autres titres de placements au détail | Total Total | Held by Détenteurs | Government of Canada accounts ² Comptes du gouvernement canadien ² | | | | | | |
| | | | | | | Bank of Canada Banque du Canada | Treasury bills Bons du Trésor | Bonds Obligations | Total Total | Treasury bills Bons du Trésor | Bonds Obligations | Short-term instruments Titres à court terme | Total Total |
| | | B2425 | | B2408 | B2400 | B2470 | B2471 | B2469 | B2466 | B2467 | B2413 | B2461 | |
| 2002 | J | 101,050 | 311,404R | 23,810R | 436,264R | 12,877 | 27,787 | 40,664 | 104 | 5,571 | - | 5,675 | |
| | A | 101,650 | 317,054 | 23,726R | 442,430R | 13,834 | 28,372 | 42,207 | 101 | 6,319 | - | 6,420 | |
| | S | 102,200 | 311,160R | 23,661R | 437,021R | 13,789 | 26,842 | 40,631 | 128 | 6,816 | - | 6,944 | |
| | O | 103,850 | 308,637R | 23,557R | 436,044R | 14,161 | 27,142 | 41,303 | 75 | 5,972 | - | 6,047 | |
| 2002 | O 2 | 102,200 | 311,159 | 23,641R | 437,000R | 13,790 | 26,842 | 40,632 | 126 | 6,798 | - | 6,924 | |
| | 9 | 102,200 | 309,332 | 23,623R | 435,156R | 13,813 | 26,842 | 40,655 | 103 | 4,972 | - | 5,075 | |
| | 16 | 100,800 | 309,932 | 23,609R | 434,341R | 13,941 | 26,842 | 40,784 | 73 | 6,266 | - | 6,339 | |
| | 23 | 100,800 | 308,638 | 23,583R | 433,021R | 13,962 | 26,842 | 40,804 | 52 | 4,972 | - | 5,024 | |
| | 30 | 103,850 | 308,638 | 23,558R | 436,046R | 14,076 | 26,842 | 40,918 | 90 | 5,972 | - | 6,062 | |
| | N 6 | 103,850 | 311,008 | 23,486R | 438,344R | 14,110 | 27,202 | 41,312 | 56 | 6,135 | - | 6,191 | |
| | 13 | 104,550 | 309,408 | 23,360R | 437,318R | 14,022 | 27,202 | 41,224 | 69 | 4,942 | - | 5,011 | |
| | 20 | 104,550 | 311,808 | 23,259R | 439,618R | 14,054 | 27,562 | 41,616 | 36 | 5,188 | - | 5,224 | |
| | 27 | 104,850 | 312,208 | 23,188 | 440,246 | 13,734 | 27,562 | 41,296 | 82 | 5,848 | - | 5,930 | |

Changes from the date indicated: / Variations par rapport à la date indiquée :

| | | | | | | | | | | | | |
|------|------|--------|--------|--------|-------|-------|-------|-------|----|-------|---|-------|
| 2001 | N 28 | 13,150 | -6,496 | -1,029 | 5,624 | 1,219 | 1,531 | 2,750 | 81 | 1,221 | - | 1,302 |
| 2002 | N 20 | 300 | 400 | -72 | 628 | -319 | - | -319 | 46 | 660 | - | 706 |

| End of period En fin de période | | GOVERNMENT OF CANADA SECURITIES OUTSTANDING (Par Value) ENCOURS DES TITRES DU GOUVERNEMENT CANADIEN (Valeur nominale) | | | | Average of Wednesdays and Wednesday Moyenne mensuelle des mercredis ou données du mercredi | GOVERNMENT OF CANADA CANADIAN DOLLAR DEPOSITS DÉPÔTS EN DOLLARS CANADIENS DU GOUVERNEMENT CANADIEN | | |
|------------------------------------|-----|--|--|--|----------------|--|---|-------|----------------|
| | | Millions of Canadian dollars En millions de dollars canadiens | | | | | Millions of dollars En millions de dollars | | |
| | | Held by Détenteurs | | | | | Held at Détenteurs | | |
| | | General Public Public | | | | | Bank of Canada Banque du Canada | | |
| | | Treasury bills Bons du Trésor | Marketable bonds and notes Obligations et billets négociables | Canada Savings Bonds and other retail instruments Obligations d'épargne du Canada et autres titres de placement au détail | Total Total | | LVTS Participants Participants au STPGV | | Total Total |
| | | B2477 | B2478 | B2408 | B2475 | B54 B113718 | B2523 | | |
| 2002 | J | 88,069 | 278,045 | 23,810R | 389,925R | 2002 A | 2,464 | 5,013 | 7,477 |
| | A | 87,715 | 282,363 | 23,726R | 393,804R | S | 1,759 | 4,646 | 6,404 |
| | S | 88,283 | 277,501 | 23,661R | 389,446R | O | 1,945 | 3,849 | 5,794 |
| | O | 89,614 | 275,524 | 23,557R | 388,695R | N | 3,036 | 7,653 | 10,689 |
| 2002 | O 2 | 88,284 | 277,519 | 23,641R | 389,444R | 2002 O 2 | 1,790 | 6,004 | 7,794 |
| | 9 | 88,284 | 277,519 | 23,623R | 389,426R | 9 | 1,705 | 6,577 | 8,282 |
| | 16 | 86,786 | 276,824 | 23,609R | 387,219R | 16 | 1,656 | 5,225 | 6,881 |
| | 23 | 86,786 | 276,824 | 23,583R | 387,193R | 23 | 2,343 | 1,190 | 3,533 |
| | 30 | 89,684 | 275,824 | 23,558R | 389,066R | 30 | 2,231 | 247 | 2,478 |
| | N 6 | 89,684 | 277,671 | 23,486R | 390,841R | N 6 | 2,844 | 7,879 | 10,723 |
| | 13 | 90,459 | 277,264 | 23,360R | 391,083R | 13 | 2,679 | 8,722 | 11,401 |
| | 20 | 90,460 | 279,058 | 23,259R | 392,777R | 20 | 3,559 | 8,647 | 12,206 |
| | 27 | 91,034 | 278,798 | 23,188 | 393,020 | 27 | 3,064 | 5,363 | 8,427 |

Changes from the date indicated: / Variations par rapport à la date indiquée :

| | | | | | | | | | |
|------|------|--------|--------|--------|-------|-----------|------|--------|--------|
| 2001 | N 28 | 11,850 | -9,248 | -1,029 | 1,573 | 2001 N 28 | 382 | -639 | -257 |
| 2002 | N 20 | 573 | -261 | -72 | 242 | 2002 N 20 | -496 | -3,284 | -3,780 |

(1) Includes securities denominated in foreign currency (excluding U.S. -pay "Canada Bills").

Comprend les titres libellés en monnaies étrangères (à l'exclusion des « bons du Canada » en dollars É.-U.).

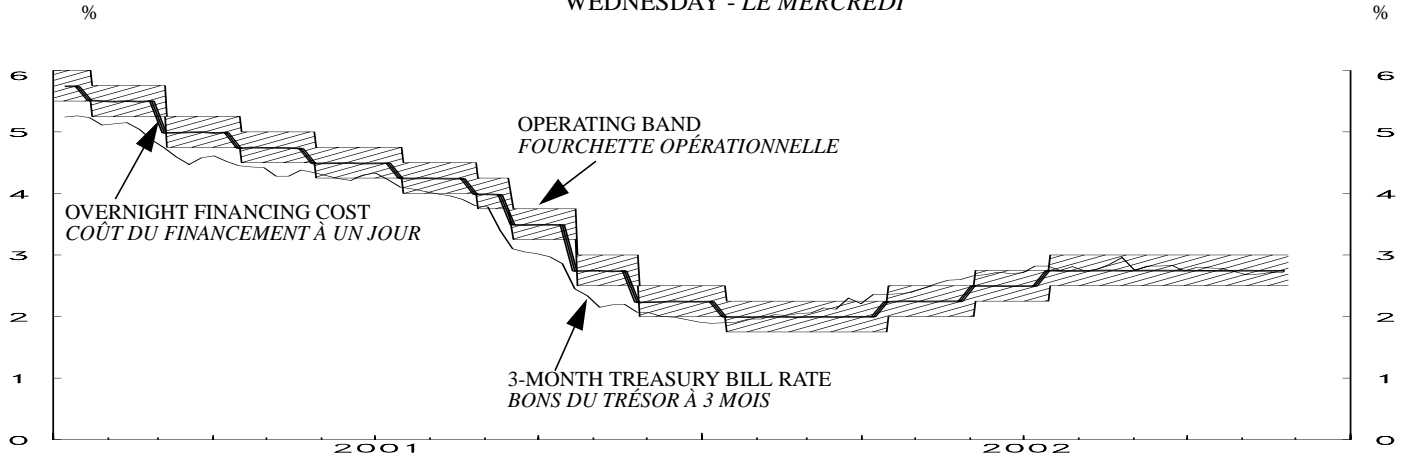
(2) Includes Government of Canada Accounts held at the Bank of Canada, plus non-market bonds held by the Canada Pension Plan.

Comprend les comptes du gouvernement canadien à la Banque du Canada et les titres non négociables détenus par le Régime de pensions du Canada.

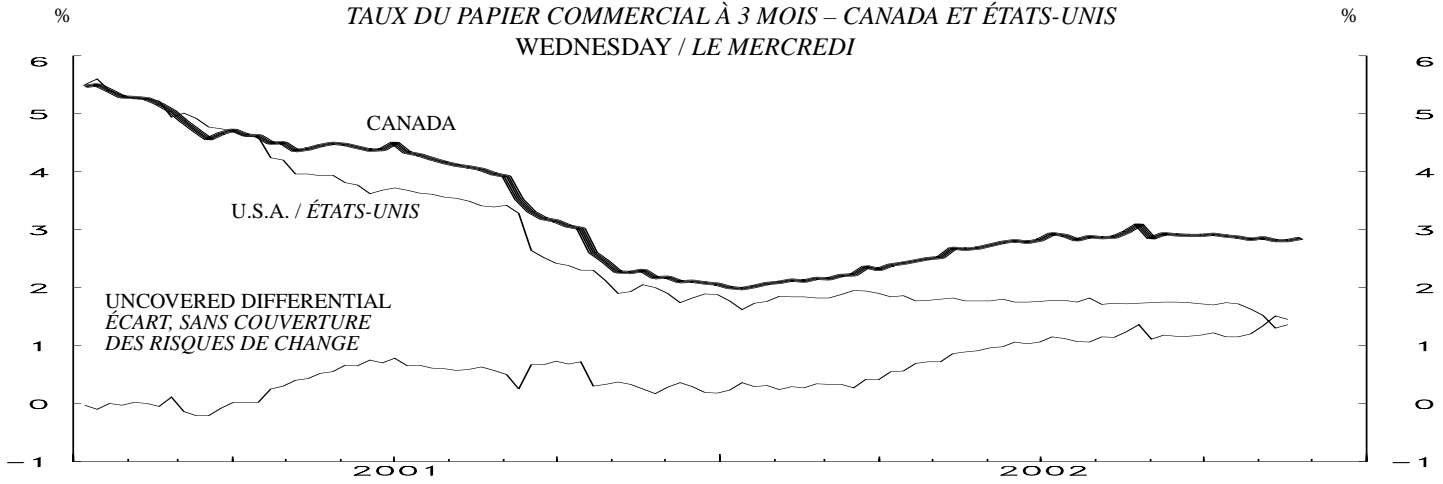
| Month Mois | NET NEW SECURITIES ISSUES PLACED IN CANADA AND ABROAD (Millions of Canadian dollars, par value) ÉMISSIONS NETTES DE TITRES PLACÉS AU CANADA ET À L'ÉTRANGER (En millions de dollars canadiens, valeur nominale) | | | | | | | | | | | | BFS Table F4 SBF Tableau F4 | |
|---------------|--|---|--|--|---|--|--|---|----------------|--|---|---|---|---|
| | Government of Canada bonds Obligations du gouvernement canadien | Provincial bonds Obligations des provinces | Municipal bonds Obligations des municipalités | Corporations Sociétés Bonds Obligations | Preferred and common stocks Actions privilégiées ou ordinaires | Other institutions and foreign borrowers Autres institutions et emprunteurs étrangers | NHA mortgage-backed securities Titres hypothécaires garantis en vertu de la LHN | Other asset-backed securities Autres titres adossés à des créances | Total Total | Treasury bills and other short-term instruments Bons du Trésor et autres titres à court terme | Provincial governments and their enterprises, and municipal governments Provinces, entreprises provinciales et municipalités | Total commercial paper Ensemble du papier commercial | Canadian dollar bankers' acceptances Acceptations bancaires en dollars canadiens | Total net new issues Ensemble des émissions nettes |
| | B3045(Q) | B3048(Q) | B3051(Q) | B3054(Q) | B3104(Q) | B3063(Q) | B3169(Q) | B3170(Q) | B3101(Q) | B3161(Q) | B3162(Q) | B3105(Q) | B3108(Q) | B3100(Q) |
| 2001 | J | 1,550 | 826 | -21 | 3,218 | 835 | - | -364 | 8 | 6,052 | 1,403 | -2,261 | 2,143 | |
| | F | 1,903 | 291 | -54 | 5,127 | 608 | -20 | -318 | 1,336 | 8,873 | 1,989 | -1,187 | 222 | |
| | M | -10,084 | -2,374 | -310 | 6,351 | 1,799 | -50 | 975 | 43 | -3,650 | 8,174 | -2,125 | -2,946 | -3,371 |
| | A | 754 | 1,092 | 152 | 3,132 | 830 | - | -201 | -164 | 5,595 | -1,175 | -1,486 | 1,650 | |
| | M | -1,901 | -10 | 34 | 11,399 | 1,500 | -20 | -427 | 362 | 10,937 | 1,125 | 1,805 | -2,892 | |
| | J | -3,391 | 5,158 | -229 | 1,424 | 2,008 | - | 1,802 | 1,498 | 8,270 | -5,085 | 494 | -1,589 | -2,246 |
| | J | 325 | 531 | 127 | 5,469 | 732 | - | -482 | -80 | 6,622 | -1,876 | 2,178 | 912 | |
| | A | 4,770 | -549 | -42 | 5,027 | 1,092 | - | -214 | -2 | 10,082 | 1,495 | -1,899 | 814 | |
| | S | -8,517 | 1,366 | -6 | -1,318 | 408 | - | -345 | -281 | -8,693 | -499 | 1,877 | 477 | -1,925 |
| | O | 718 | -628 | 121 | 11,282 | 2,038 | - | 1,993 | -1,218 | 14,306 | 3,204 | 6 | 3,048 | |
| | N | 3,720 | 974 | 205 | 6,314 | 2,844 | - | -666 | 253 | 13,644 | 6,229 | -679 | -1,242 | |
| | D | -6,937 | -1,277 | 137 | 1,700 | 2,704 | - | -993 | 507 | -4,159 | 385 | -76R | 345 | -4,343 |
| | | | | | | | | | | | | | | 30,668R |
| 2002 | J | 1,400 | 359 | -181 | 3,561 | 172 | - | -780 | -62 | 4,469 | -2,022 | -2,726 | 1,336 | |
| | F | 2,036 | -1,444 | -130 | 393 | 828 | -10 | 2,898 | 100 | 4,671 | 643 | -402 | 742 | |
| | M | 1,391 | -1,471 | -82 | 6,274 | 1,885 | - | 649 | -61 | 8,585 | -794 | -866R | -127 | -1,540 |
| | A | -5,284R | -1,583 | 332 | 1,011 | 1,986 | - | -589 | -796 | -4,923R | 4,327 | 94 | 379 | |
| | M | 3,049R | 1,593 | -93 | 2,117 | 1,014 | -10 | -82 | 851 | 8,439R | 3,525 | -1,568 | -1,412 | |
| | J | -3,757R | -4,986 | 421 | 754 | 3,587 | -12 | 3,143 | 431 | -419R | 534 | 6,186R | 1,303 | -2,803 |
| | J | -2,619R | -606 | -154 | 632 | 560 | - | -728 | 116 | -2,799R | -1,982 | -1,097 | 1,535 | |
| | A | 5,566R | 480 | -112 | -768 | 2,175 | 200 | -655 | -42 | 6,844R | 582 | -196 | 734 | |
| | S | -6,970R | 2,575 | -156 | -209 | 865 | -8 | 3,520 | -435 | -818R | 605 | -1,856 | -257 | -2,103 |
| | O | -2,627 | 1,775 | -449 | 39 | 580 | 120 | 667 | | 2,548 | | | | -806 |

| End of period En fin de période | CORPORATE SHORT-TERM PAPER OUTSTANDING ENCOURS DES EFFETS À COURT TERME DES SOCIÉTÉS | | | | | | | | | | BFS Table F2 SBF Tableau F2 |
|---------------------------------------|---|--|---|---|--|--|--|---|--|---|--|
| | Millions of Canadian dollars En millions de dollars canadiens | | | | | | | | | | |
| | Commercial Paper Papier commercial | | | | Canadian dollar bankers' acceptances bancaires en dollars canadiens | Total corporate short-term paper Papier à court terme émis par les sociétés | Treasury bills and other short-term paper Bons du Trésor et autres effets à court terme | Provincial governments and their enterprises Provinces et entreprises provinciales | Municipal governments Municipalités | Total treasury bills and other short-term paper Ensemble des bons du Trésor et autres effets à court terme | Commercial paper issued by foreign corporations Papier commercial des sociétés étrangères |
| | Total | Of which: Paper issued by non financial corporations Dont : Papier des sociétés non financières | Of which: Securitizations Dont : Titrisation | Of which: U.S. dollars Dollars É.-U. | | | | | | | |
| | B15009 | B15020 | B15024 | B15025 | B15011 | B15014 | B15021 | B15022 | B15023 | B15026 | |
| 2001 | J | 128,859 | 23,842 | 60,042 | 15,710 | 53,660 | 17,489 | | | 1,820 | |
| | F | 127,672 | 22,730 | 60,443 | 15,466 | 53,882 | 16,572 | | | 1,845 | |
| | M | 124,726 | 20,438 | 61,192 | 13,386 | 50,511 | 15,872 | 151 | 191,260 | 1,917 | |
| | A | 123,240 | 20,930 | 59,846 | 14,791 | 52,161 | 16,293 | | | 1,940 | |
| | M | 125,045 | 21,284 | 60,775 | 14,622 | 49,269 | 17,082 | | | 2,277 | |
| | J | 123,456 | 20,879 | 60,011 | 14,441 | 47,023 | 17,047 | 172 | 186,995 | 2,489 | |
| | J | 125,634 | 22,915 | 60,246 | 14,688 | 47,935 | 18,974 | | | 2,650 | |
| | A | 123,735 | 22,928 | 59,656 | 14,054 | 48,749 | 17,167 | | | 2,347 | |
| | S | 124,212 | 22,386 | 59,214 | 13,316 | 46,824 | 17,036 | 289 | 189,430 | 2,036 | |
| | O | 124,218 | 22,705 | 59,115 | 14,036 | 49,872 | 17,408 | | | 2,462 | |
| | N | 123,539 | 23,168 | 59,729 | 13,014 | 48,630 | 17,567 | | | 2,312 | |
| | D | 123,884 | 20,914 | 61,525 | 13,350 | 44,287 | 16,819 | 169 | 186,490 | 2,346 | |
| 2002 | J | 121,158 | 21,192 | 59,036 | 13,253 | 45,623 | 19,117 | | | 2,260 | |
| | F | 120,756 | 22,572 | 57,184 | 12,952 | 46,365 | 16,121 | | | 2,242 | |
| | M | 120,629 | 22,669 | 56,413 | 13,927 | 44,825 | 16,454 | 198 | 182,905 | 2,404 | |
| | A | 120,723 | 22,660 | 57,503 | 14,814 | 45,204 | 16,927 | | | 1,295 | |
| | M | 119,155 | 21,329 | 57,148 | 14,907 | 43,792 | 16,947 | | | 2,297 | |
| | J | 120,458 | 20,345 | 58,088 | 13,912 | 40,989 | 16,447 | 285 | 185,086 | 1,859 | |
| | J | 119,361 | 21,070 | 60,054 | 14,238 | 42,524 | 16,188 | | | 1,782 | |
| | A | 119,165 | 22,451 | 58,665 | 12,953 | 43,258 | 16,423 | | | 1,871 | |
| | S | 118,908 | 21,097 | 58,457 | 12,772 | 41,155 | 16,063 | 116 | 181,846 | 1,914 | |
| | O | | 21,377E | | | | 22,579 | | | 2,085E | |

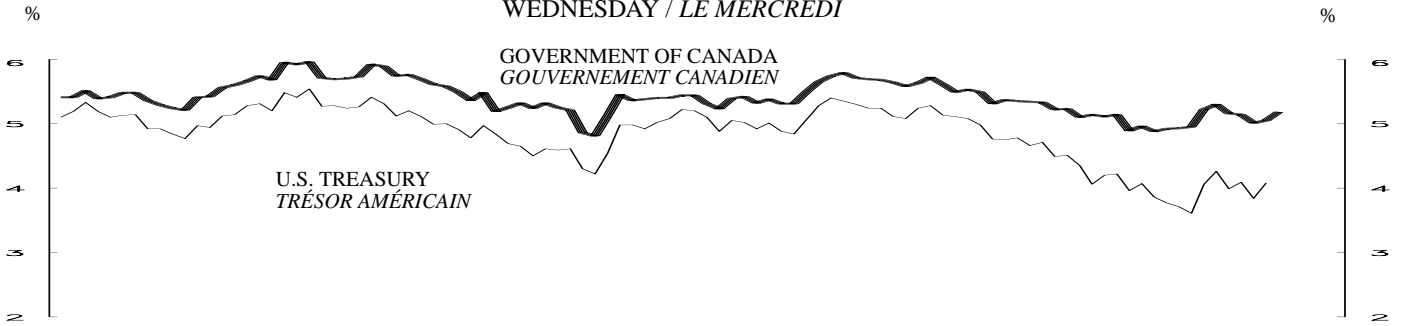
3-MONTH TREASURY BILL RATE AND OVERNIGHT FINANCING COST
 TAUX DES BONS DU TRÉSOR À 3 MOIS ET COÛT DU FINANCEMENT À UN JOUR
 WEDNESDAY - LE MERCREDI



CANADA- U.S. 3-MONTH COMMERCIAL PAPER RATE
 TAUX DU PAPIER COMMERCIAL À 3 MOIS – CANADA ET ÉTATS-UNIS
 WEDNESDAY / LE MERCREDI



CANADA- U.S. GOVERNMENT 10 YEAR BOND YIELDS
 OBLIGATIONS À 10 ANS DES GOUVERNEMENTS CANADIEN ET AMÉRICAIN
 WEDNESDAY / LE MERCREDI

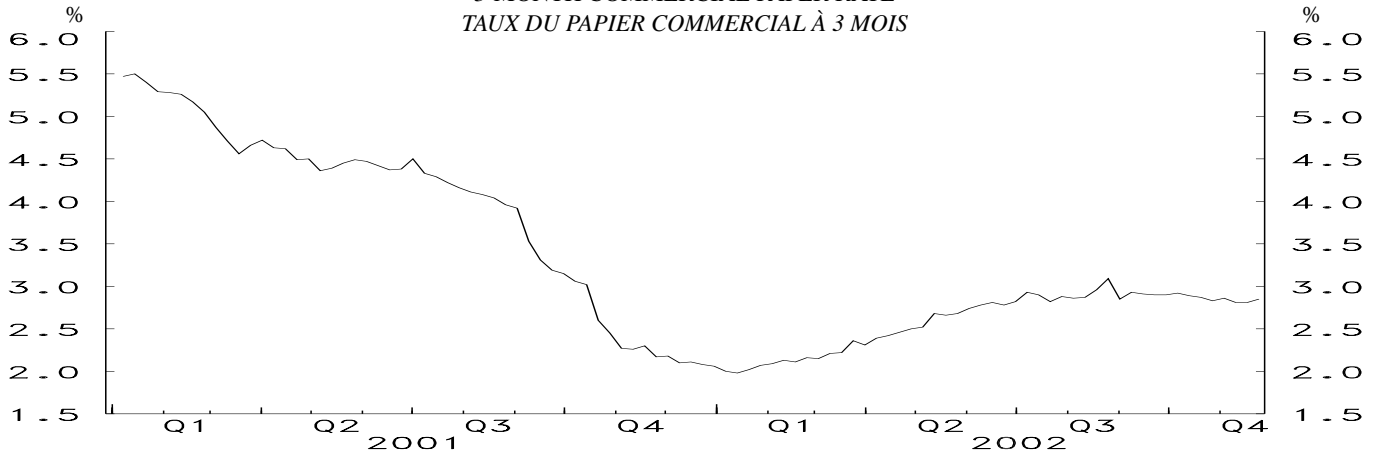


UNCOVERED DIFFERENTIAL
 ÉCART, SANS COUVERTURE DES RISQUES DE CHANGE



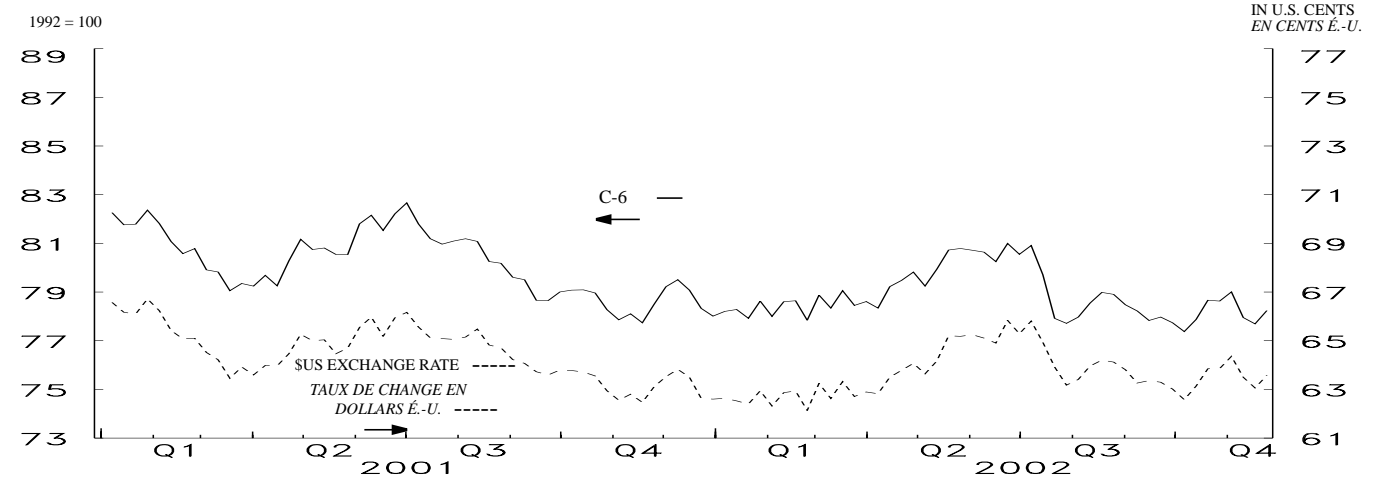
MONETARY CONDITIONS INDEX / *INDICE DES CONDITIONS MONÉTAIRES*
WEDNESDAY / *LE MERCREDI*

3-MONTH COMMERCIAL PAPER RATE
TAUX DU PAPIER COMMERCIAL À 3 MOIS



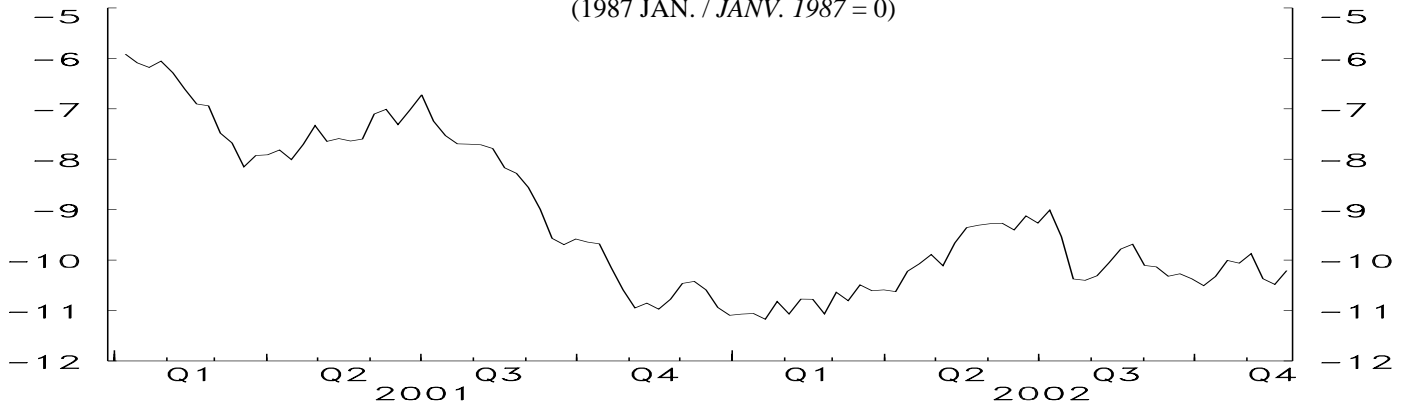
C-6 EXCHANGE RATE INDEX AND \$U.S. EXCHANGE RATE

TAUX DE CHANGE DU DOLLAR CANADIEN PAR RAPPORT AUX MONNAIES COMPOSANT L'INDICE C-6 ET AU DOLLAR É.-U.



MONETARY CONDITIONS INDEX
INDICE DES CONDITIONS MONÉTAIRES

(1987 JAN. / JANV. 1987 = 0)

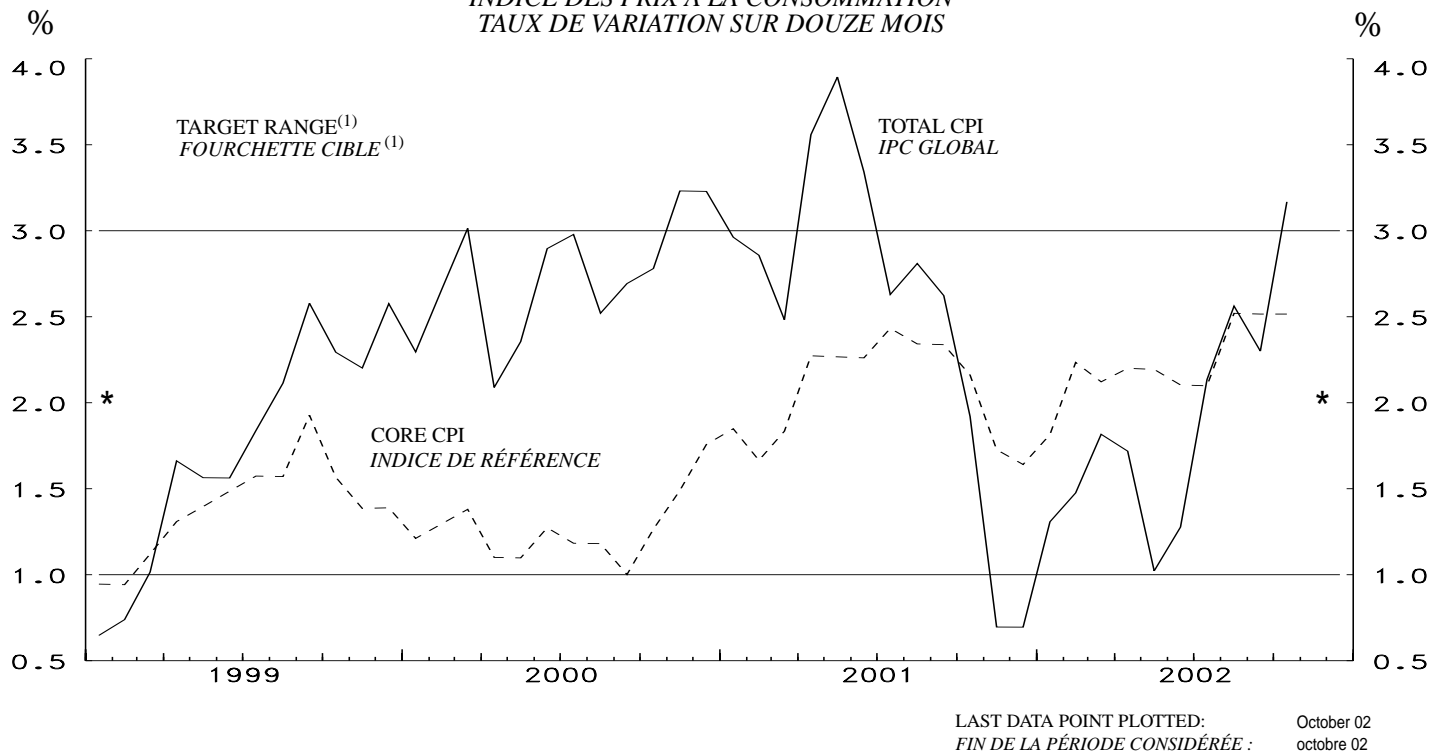


LAST DATA POINT PLOTTED: 27-Nov-02
FIN DE LA PÉRIODE CONSIDÉRÉE : 27-nov-02

NOTE: THE MONETARY CONDITIONS INDEX IS A WEIGHTED SUM OF THE CHANGES IN THE 3-MONTH COMMERCIAL PAPER RATE AND THE C-6 TRADE-WEIGHTED EXCHANGE RATE (SEE TECHNICAL NOTE IN THE WINTER 1998-1999 ISSUE OF THE BANK OF CANADA REVIEW, PAGES 125 AND 126) FROM JANUARY 1987. THE INDEX IS CALCULATED AS THE CHANGE IN THE INTEREST RATE PLUS ONE-THIRD OF THE PERCENTAGE CHANGE IN THE EXCHANGE RATE. THE BANK DOES NOT TRY TO MAINTAIN A PRECISE MCI LEVEL IN THE SHORT RUN. SEE *MONETARY POLICY REPORT*, MAY 1995, P.14.

NOTA : L'INDICE DES CONDITIONS MONÉTAIRES (L'ICM) EST UNE SOMME PONDÉRÉE DES VARIATIONS ENREGISTRÉES DEPUIS JANVIER 1987 PAR LE TAUX DU PAPIER COMMERCIAL À 3 MOIS ET LE TAUX DE CHANGE DU DOLLAR CANADIEN PAR RAPPORT AUX MONNAIES COMPOSANT L'INDICE C-6 (VOIR LA NOTE TECHNIQUE PUBLIÉE DANS LA LIVRAISON DE L'HIVER 1998-1999 DE LA REVUE DE LA BANQUE DU CANADA, PAGES 125 ET 126) PONDÉRÉ EN FONCTION DES ÉCHANGES COMMERCIAUX. ON OBTIENT L'ICM EN ADDITIONNANT LA VARIATION DU TAUX D'INTÉRÊT ET LE TIERS DE LA VARIATION, ÉTABLIE EN POURCENTAGE, DU TAUX DE CHANGE. LA BANQUE NE S'EFFORCE PAS, AU JOUR LE JOUR, DE MAINTENIR L'ICM À UN NIVEAU PRÉCIS. VOIR LE RAPPORT SUR LA POLITIQUE MONÉTAIRE, MAI 1995, P. 15.

CONSUMER PRICE INDEX
YEAR-OVER-YEAR PERCENTAGE CHANGE
INDICE DES PRIX À LA CONSOMMATION
TAUX DE VARIATION SUR DOUZE MOIS



* Inflation - control target / * Cible de maîtrise de l'inflation

(1) Note: Although the target is expressed in terms of the total CPI, the Bank of Canada bases its policy actions on a core measure of the CPI that excludes the eight most volatile components (fruits, vegetables, gasoline, fuel oil, natural gas, mortgage interest, inter-city transportation and tobacco products) as well as the effect of indirect taxes on the remaining components.

Bien que la cible soit exprimée en fonction de l'IPC global, la Banque du Canada fonde ses décisions de politique monétaire sur un indice de référence qui exclut de l'IPC les huit composantes les plus volatiles (fruits, légumes, essence, mazout, gaz naturel, intérêts hypothécaires, transport interurbain et produits du tabac) ainsi que l'effet des impôts indirects sur les autres composantes.

| CONSUMER PRICE INDEX INDICE DES PRIX À LA CONSOMMATION | | | | | | | MONETARY CONDITIONS INDEX INDICE DES CONDITIONS MONÉTAIRES | | | | | | |
|---|--|--|---|------------------------------------|---|-----------------------|---|--|---|---|------|-------|--------|
| Month Mois | Total CPI IPC global | | Percentage (y/y) (unadjusted) Taux de variation (a/a) (données non désaisonnalisées) | | | | Wednesday Le mercredi | 3-Month prime corporate paper rate Taux du papier de premier choix des sociétés non financières à 3 mois | Canadian dollar index against C-6 currencies Indice C-6 des cours du dollar canadien | Monetary conditions index Indice des conditions monétaires | | | |
| | Unadjusted Données non désai- sonnalisées | Seasonally adjusted Données désaisonna- lisées | Total CPI IPC global | Core CPI Indice de référence | Alternative measures of trend inflation Autres mesures de l'inflation tendancielle | | | | | | | | |
| | P100000 | P119500 | | | CPIXFET IPCHAEI | CPIW IPCP B3319 | | B113858 | B113929 | | | | |
| 2001 | M | 115.6 | 115.5 | 2.5 | 1.8 | 1.7 | 1.9 | 2002 | J | 31 | 2.88 | 77.71 | -10.40 |
| | A | 116.4 | 116.2 | 3.6 | 2.3 | 1.9 | 2.4 | | | | | | |
| | M | 117.4 | 116.9 | 3.9 | 2.3 | 2.0 | 2.5 | | A | 7 | 2.86 | 77.97 | -10.31 |
| | J | 117.5 | 116.8 | 3.3 | 2.3 | 1.9 | 2.4 | | | 14 | 2.87 | 78.55 | -10.06 |
| | J | 117.1 | 116.5 | 2.6 | 2.4 | 2.1 | 2.4 | | | 21 | 2.96 | 78.99 | -9.78 |
| | A | 117.1 | 116.7 | 2.8 | 2.3 | 2.1 | 2.3 | | | 28 | 3.09 | 78.90 | -9.68 |
| | S | 117.4 | 116.9 | 2.6 | 2.3 | 2.0 | 2.3 | | | | | | |
| | O | 116.8 | 116.5 | 1.9 | 2.2 | 1.8 | 2.1 | | S | 4 | 2.85 | 78.48 | -10.11 |
| | N | 115.8 | 115.8 | 0.7 | 1.7 | 1.4 | 1.7 | | | 11 | 2.93 | 78.22 | -10.13 |
| | D | 115.9 | 116.1 | 0.7 | 1.6 | 1.3 | 1.6 | | | 18 | 2.91 | 77.83 | -10.32 |
| | | | | | | | | | | 25 | 2.90 | 77.97 | -10.27 |
| 2002 | J | 116.2 | 116.7 | 1.3 | 1.8 | 1.4 | 1.8 | | | | | | |
| | F | 116.9 | 117.1 | 1.5 | 2.2 | 1.4 | 2.1 | | O | 2 | 2.90 | 77.74 | -10.37 |
| | M | 117.7 | 117.4 | 1.8 | 2.1 | 1.8 | 2.1 | | | 9 | 2.92 | 77.38 | -10.51 |
| | A | 118.4 | 118.0 | 1.7 | 2.2 | 1.9 | 2.1 | | | 16 | 2.89 | 77.87 | -10.32 |
| | M | 118.6 | 117.8 | 1.0 | 2.2 | 2.0 | 1.9 | | | 23 | 2.87 | 78.66 | -10.01 |
| | J | 119.0 | 118.0 | 1.3 | 2.1 | 2.1 | 1.9 | | | 30 | 2.83 | 78.63 | -10.06 |
| | J | 119.6 | 118.7 | 2.1 | 2.1 | 2.1 | 2.0 | | | | | | |
| | A | 120.1 | 119.2 | 2.6 | 2.5 | 2.2 | 2.4 | | N | 6 | 2.86 | 79.00 | -9.87 |
| | S | 120.1 | 119.3 | 2.3 | 2.5 | 2.3 | 2.3 | | | 13 | 2.81 | 77.95 | -10.37 |
| | O | 120.5 | 119.8 | 3.2 | 2.5 | 2.5 | 2.4 | | | 20 | 2.81 | 77.69 | -10.48 |
| | | | | | | | | | | 27 | 2.85 | 78.24 | -10.21 |

Core CPI: The CPI excluding the eight most volatile components (fruits, vegetables, gasoline, fuel oil, natural gas, mortgage interest, inter-city transportation and tobacco products) as well as the effect of indirect taxes on the remaining components. CANSIM identifier for this series (in level terms) is B3328. / La Banque utilise comme indice de référence l'IPC qui exclut les huit composantes les plus volatiles (fruits, légumes, essence, mazout, gaz naturel, intérêts hypothécaires, transport interurbain et produits du tabac) ainsi que l'effet des impôts indirects sur les autres composantes. Le numéro d'identification de Cansim applicable à cette série (données exprimées en valeur absolue) est le B3328.

CPIXFET: The CPI excluding food, energy and the effect of indirect taxes. / IPCHAEI : IPC hors alimentation, énergie et effet des impôts indirects

CPIW: In this measure, each component of the total CPI is multiplied by an additional weight that is inversely proportional to the component's volatility, so that the more volatile the component the less it influences the overall index. / Dans IPCP, chacune des composantes de l'IPC global est multipliée par une pondération additionnelle qui est inversement proportionnelle à la variabilité de la composante, afin que les plus volatiles d'entre elles influencent moins l'évolution de l'indice global.