

223332 ✓1

Johnstone Strait and
Strait of Georgia
Chum Test Fishing Data
for 1992 -1996

K. Southey, C.H.P. McConnell and P.J. Ryall

Fisheries and Oceans Canada
Science Branch
Stock Assessment Division
3225 Stephenson Point Road
Nanaimo, British Columbia
Canada, V9T 1K3

1997

Canadian Data Report of Fisheries
and Aquatic Sciences No. 1016



Fisheries
and Oceans

Pêches
et Océans

Canada

Canadian Data Report of Fisheries and Aquatic Sciences

Data reports provide a medium for filing and archiving data compilations where little or no analysis is included. Such compilations commonly will have been prepared in support of other journal publications or reports. The subject matter of data reports reflects the broad interests and policies of the Department of Fisheries and Oceans, namely, fisheries and aquatic sciences.

Data reports are not intended for general distribution and the contents must not be referred to in other publications without prior written authorization from the issuing establishment. The correct citation appears above the abstract of each report. Data reports are abstracted in *Aquatic Sciences and Fisheries Abstracts* and indexed in the Department's annual index to scientific and technical publications.

Numbers 1 - 25 in this series were issued as Fisheries and Marine Service Data Records. Numbers 26 - 160 were issued as Department of Fisheries and the Environment, Fisheries and Marine Service Data Reports. The current series name was introduced with the publication of report number 161.

Data reports are produced regionally but are numbered nationally. Requests for individual reports will be filled by the issuing establishment listed on the front cover and title page. Out-of-stock reports will be supplied for a fee by commercial agents.

Rapport statistique canadien des sciences halieutiques et aquatiques

Les rapports statistiques servent à classer et à archiver les compilations de données pour lesquelles il y a peu ou point d'analyse. Ces compilations auront d'ordinaire été préparées à l'appui d'autres publications ou rapports. Les sujets des rapports statistiques reflètent la vaste gamme des intérêts et des politiques du ministère des Pêches et des Océans, c'est-à-dire les sciences halieutiques et aquatiques.

Les rapports statistiques ne sont pas destinés à une vaste distribution et leur contenu ne doit pas être mentionné dans une publication sans autorisation écrite préalable de l'établissement auteur. Le titre exact paraît au-dessus du résumé de chaque rapport. Les rapports statistiques sont résumés dans la revue *Résumé des sciences aquatiques et halieutiques*, et ils sont classés dans l'index annuel des publications scientifiques et techniques du Ministère.

Les numéros 1 à 25 de cette série ont été publiés à titre de relevés statistiques. Services des pêches et de la mer. Les numéros 26 à 160 ont été publiés à titre de rapports statistiques du Service des pêches et de la mer, ministère des Pêches et de l'Environnement. Le nom actuel de la série a été établi lors de la parution du numéro 161.

Les rapports statistiques sont produits à l'échelon régional, mais numérotés à l'échelon national. Les demandes de rapports seront satisfaites par l'établissement auteur dont le nom figure sur la couverture et la page du titre. Les rapports épuisés seront fournis contre rétribution par des agents commerciaux.

Canadian Data Report of
Fisheries and Aquatic Sciences No. 1016

1997

JOHNSTONE STRAIT AND STRAIT OF GEORGIA
CHUM TEST FISHING DATA
FOR 1992 - 1996

by

K. Southey, C.H.P. McConnell and P.J. Ryall

Department of Fisheries and Oceans Canada
Science Branch
Stock Assessment Division
Pacific Biological Station
Nanaimo, British Columbia
Canada V9T 1K3

(c) Minister of Supply and Services Canada 1997
Cat. No. Fs 97-13/1016E ISSN 0706-6465

Correct for this publication:

Southey, K., McConnell, C.H.P. and Ryall, P.J., 1997. Johnstone Strait and Strait of Georgia
chum test fishing data for 1992 - 1996. Can. Data Rep. Fish. Aquat. Sci. 1016:164 p.

CONTENTS

LIST OF FIGURES	iv
LIST OF TABLES.....	v
ABSTRACT/ RÉSUMÉ.....	vii
INTRODUCTION	1
DESCRIPTION OF CHUM TEST FISHERIES	1
JOHNSTONE STRAIT	1
UPPER JOHNSTONE STRAIT	1
NIMPKISH	2
BUTE INLET.....	2
STRAIT OF GEORGIA	2
QUALICUM	2
JERVIS INLET	2
NANAIMO.....	2
COWICHAN.....	2
DATA COLLECTION.....	3
SEINES.....	3
GILLNETS	3
ORGANIZATION OF THE REPORT.....	4
ACKNOWLEDGMENTS.....	5
LITERATURE CITED	5
TABLES.....	6
FIGURES.....	156

LIST OF FIGURES

Figure		Page
1.	Southern British Columbia chum test fishing regions in Johnstone Strait and Strait of Georgia.....	157
2.	Upper Johnstone Strait seine test fishing locations (Area 12).....	158
3.	Nimpkish seine test fishing locations (Area 12).....	159
4.	Bute Inlet gillnet test fishing locations (Area 13).....	160
5.	Qualicum seine test fishing locations (Area 14).....	161
6.	Jervis Inlet gillnet test fishing locations (Area 16).....	162
7.	Nanaimo gillnet test fishing locations (Area 17).....	163
8.	Cowichan gillnet/seine test fishing locations (Area 18).....	164

LIST OF TABLES

Table	Page
1. Main features of the chum test fisheries in Johnstone Strait and Strait of Georgia.....	7

JOHNSTONE STRAIT TEST FISHING

Upper Johnstone Strait Seine Test Fishing, 1992 - 1996

Yearly Chum Catch Summary.....	8
Yearly Seine Location Summary.....	13
Daily Catch and Set Log Information.....	18

Nimpkish Seine Test Fishing, 1993 - 1996

Yearly Chum Catch Summary.....	69
Yearly Seine Location Summary.....	73
Daily Catch and Set Log Information.....	77

Bute Inlet Gillnet Test Fishing, 1992 & 1994

Yearly Chum Catch Summary.....	81
Yearly Gillnet Location Summary.....	83
Daily Catch and Set Log Information.....	85

STRAIT OF GEORGIA TEST FISHING

Qualicum Seine Test Fishing, 1992, 1994 - 1996

Yearly Chum Catch Summary.....	87
Yearly Seine Location Summary.....	91
Daily Catch and Set Log Information.....	95

LIST OF TABLES (cont'd)

	Page
<u>STRAIT OF GEORGIA TEST FISHING (cont'd)</u>	
Jervis Inlet Seine Test Fishing, 1992	
Yearly Chum Catch Summary.....	99
Yearly Seine Location Summary.....	100
Daily Catch and Set Log Information.....	101
Jervis Inlet Gillnet Test Fishing, 1993 - 1996	
Yearly Chum Catch Summary.....	103
Yearly Gillnet Location Summary.....	107
Daily Catch and Set Log Information.....	111
Nanaimo Gillnet Test Fishing, 1992 - 1996	
Yearly Chum Catch Summary.....	117
Yearly Gillnet Location Summary.....	122
Daily Catch and Set Log Information.....	127
Cowichan Gillnet Test Fishing, 1992, 1994 - 1996	
Yearly Chum Catch Summary.....	132
Yearly Gillnet Location Summary.....	136
Daily Catch and Set Log Information.....	140
Cowichan Seine Test Fishing, 1994-1996	
Yearly Chum Catch Summary.....	147
Yearly Seine Location Summary.....	150
Daily Catch and Set Log Information.....	153

ABSTRACT

Southey, K., McConnell, C.H.P. and Ryall, P.J., 1997. Johnstone Strait and Strait of Georgia chum test fishing data for 1992-1996. Can. Data Rep. Fish. Aquat. Sci. 1016:164 p.

Chum test fishing data for Johnstone Strait, Strait of Georgia in Southern British Columbia are presented for 1992-1996.

Key Words: chum salmon, test fishing, Southern British Columbia

RÉSUMÉ

Southey, K., McConnell, C.H.P. and Ryall, P.J., 1997. Johnstone Strait and Strait of Georgia chum test fishing data for 1992-1996. Can. Data Rep. Fish. Aquat. Sci. 1016:164 p.

On présente ici des données sur la pêche expérimentale du saumon kéta pratiquée entre 1992 et 1996 dans le détroit de Johnstone (détroit de Géorgie), dans le sud de la Colombie-Britannique.

Mots-clés : saumon kéta, pêche expérimentale, sud de la Colombie-Britannique.

INTRODUCTION

Purse seine and gillnet test fishing are conducted annually in Southern British Columbia to assess the abundance and stock composition of migrating fall chum salmon. This report contains detailed test fishing data for Strait of Georgia and Johnstone Strait (Fig. 1) for the period 1992 to 1996. Information provided includes daily catch data, weekly catch summaries, and sampling frequency collated by set at each location for the respective seine and gillnet test fisheries.

In this report, all tables and figures are presented at the end of text.

DESCRIPTION OF CHUM TEST FISHERIES

A brief description of each major chum test fishery is given below; the main features are summarized in Table 1 (p.7)

JOHNSTONE STRAIT

Upper Johnstone Strait

The Upper Johnstone Strait (Area 12, Double Bay, Figs. 1 and 2) chum seine test fishery was initiated in 1965. During the initial years, standardized methods of test fishing were developed, based on specific set locations.

Prior to 1980, test fishing was conducted primarily in years of expected low abundance, beginning in late September, and was arranged around commercial openings. Since that time, the test fishing program has been standardized to begin each year during the first week of September and continue to early November, regardless of stock size and potential commercial fisheries. Test fishing in the first three weeks is generally conducted for 3 days per week, and for 5 or more days per week for the duration of the program.

In 1985, at the request of local fishermen and Chum Advisory Board members, a second seine vessel (No. 2) commenced chum test fishing in Upper Johnstone Strait. This program is conducted annually in conjunction with the Double Bay test vessel No. 1, but utilized a different set of standardized set locations, focusing primarily on the Vancouver Island shore sites (Blinkhorn-Robson Bight, Fig. 2). This additional test fishery was initiated to further assess the total stock passing through upper Johnstone Strait area and to corroborate information provided by the Double Bay test vessel No. 1 (Luedke et al. 1988).

For the 1987 fall chum test fishery, an additional seine vessel (No. 3) was chartered to operate in the same area as the Double Bay vessel (No. 1). To prevent interference with the regular test vessel No. 1, set locations for vessel No. 3 were chosen daily from those not fished

by vessel No. 1. Fishing with vessel No. 3 occurred during the peak chum migration period. The objective of adding the third seine vessel was to provide greater confidence in the weekly average catch per set, thereby giving a more precise index of chum abundance passing through Upper Johnstone Strait in 1987.

Nimkish

Test fishing for chum salmon was operated in 1994 and 1995 in terminal areas of the Nimkish River. Test fishing commenced early November for 2 days per week. Test fishing continued throughout November and additional test fishing was scheduled as stock conditions dictated.

Bute Inlet

Chum stocks returning to Bute Inlet (Area 13, Figs. 1 and 4) have been monitored by gillnet test fishing since 1980 during years of anticipated summer and fall run surpluses. The test fishery usually commences during the first week of August and operates for 2 days per week until all chum stocks are in the sanctuary areas.

STRAIT OF GEORGIA

Qualicum

The Qualicum area (i.e., Mid Vancouver Island area terminal fishery in Area 14, Figs. 1 and 5) is dominated by returning enhanced chum. The three major enhancement facilities in this area are the Big Qualicum, Little Qualicum and Puntledge. Test fishing by either seine or gillnet has occurred since 1980. Testing is conducted in this area to assess chum stock abundance and historically to identify chum stocks, using the Genetic Stock Identification (GSI) technique.

Jervis Inlet

The major chum contributors to Jervis Inlet (Area 16, Figs. 1 and 6) are those stocks returning to the Tzoonie, Skwawka and Deserted rivers. Since 1982, the DFO staff have conducted limited seine and gillnet test fisheries in the area. The primary objective is to determine the abundance of major returning chum stocks and assess the incidental by-catch of salmon, principally coho.

Nanaimo

A limited assessment of chum stocks returning to the Nanaimo River (Area 17, Figs. 1 and 7) has been conducted since 1980 during years of expected surplus. The objective is to estimate fish abundance and historically to provide information on stock composition (GSI sampling). Monitoring by gillnet test fishing usually occurs during the latter part of October in the terminal and adjacent areas. The test fishery is generally conducted 3 days per week at predetermined set locations (Fig. 7).

Cowichan

A gillnet test fishery has been conducted in Satellite Channel and in approach areas to Cowichan River (Area 18, Figs. 1 and 8) since 1982. In some years (1980, 1990, 1994 and

1995), a seine test fishery has occurred. The primary objective of the seine test fishery is to monitor abundance of returning chum salmon and access incidental catch of other salmon species principally coho salmon also returning to the Cowichan River.

DATA COLLECTION

SEINES

Seine test fishing programs conducted by the Department of Fisheries and Oceans (DFO) in the upper and lower Johnstone Strait and Strait of Georgia, utilize licensed commercial salmon vessels. Vessel owners generally submit tender bids in response to a public "Invitation". Successful candidates are then chosen based on the charter selection criteria, the Advisory Board Committee members' approval, and the lowest bid in pounds per diem of the target species.

In accordance with the DFO test fishing policy and guidelines, a departmental employee or services contract representative is stationed on board each vessel for the duration of most test fishing programs. The duties include collection and recording of all catch data, such as date, time, set location, number of sets, and catch by set and species; and monitoring of the collection and disbursement of test-payment fish.

Set locations are generally predetermined following a standardized list of fishing sites (Gould and Hop Wo 1986). In the event of adverse weather conditions or other unusual situations which restrict the normal test routine, an alternative action or site location may be chosen. All catches per set location are estimated numerically by species by "drying up" the "pursed" seine net alongside the vessel. Only those fish caught specifically for charter test-payment and biological sampling purposes are actually retained; all other fish are enumerated and released.

An appropriate standard (fall bunt) chum seine net is used depending on test location:

- for east coast "inside" area - 400 m long x 52 m deep, with a bunt mesh size not less than 100 mm,

- for west coast "outside" area - 550 m long x 80 m (max) deep, with a bunt mesh size not less than 100 mm.

GILLNETS

Gillnet test fishing programs conducted by DFO in Areas 13 to 20 also utilize licensed commercial salmon vessels. Charters may be initiated by "invitation to tender" or on a sole source basis. The selection of each successful candidate is based primarily on past test-fishing experience, lowest bid in pounds per diem and personal suitability.

Most gillnet charter programs do not have DFO personnel on board at all times. However, prior to the start of each test program, a general overall area and drift set plan is

formulated by the local fishery officer, bio-management staff and the fisher. The fisher generally records catch data; such as date, time, set location, number of sets, catch by set and species. These records are forwarded daily to the local fisheries office. All gillnet catches of chum and all incidental by-catch are retained for test payment.

A standard fall gillnet is used depending on test location:

- for east coast "inside" area - 6 1/2" x 60 mesh deep,
- for west coast "outside" area - 6 1/2 x 60 mesh or 6 1/2 x 90 mesh net

ORGANIZATION OF THE REPORT

The data in this report are presented separately for each of the seine and gillnet gear. For each gear type, the data are organized into geographical areas:

Johnstone Strait - Upper Johnstone Strait, Nimpkish, Bute Inlet;

Strait of Georgia - Qualicum, Jervis Inlet, Nanaimo, Cowichan.

For each gear, area section and year (e.g., seine, Upper Johnstone Strait, 1985), the data are presented in three distinct tables.

The first table shows the daily and weekly chum catches, number of sets and average catch per set.

The second table shows the frequency of each set made at a particular location. Each location is coded and corresponds to the fishing site on the appropriate figure.

The third table presents the raw data from field sheets including date, location code, key code, setting times, and catch by species. The key code field denotes the following:

- "0" - set completed with difficulty - no catch,
- "1" - set completed with difficulty - partial catch,
- "2" - set completed successfully (no difficulty encountered).

Data records with a "0" key code are not included in the summary tables (Hop Wo et. al. 1993).

ACKNOWLEDGMENTS

The authors wish to thank all D.F.O. and South Coast Division staff for their assistance in initiating and setting up the test fishing programs; Cyde Murray, Leroy Hop Wo, Doug Brouwer, and Alf Stefenson. A special thank you is extended to; all charter vessel skippers, crews and observers, including Dave Ritchie for their cooperation and patience during their respective programs, Bruce Patten (South Coast Stock Assessment Division) and Howard Stiff (contractor) for invaluable programming assistance, and Sue Di Novo (Novo Tech (205)-722-2271) and Aleta Ryan for report preparation and verification.

LITERATURE CITED

- Gould, A.P. and L. Hop Wo. 1986. Johnstone Strait chum test fishing data for 1965-1984. Can. Data Rep. Fish. . Sci. 522: 108 pp.
- Hop Wo, L., A.P. Stefanson, and A.P. Gould. 1993. Johnstone Strait, Strait of Georgia and Juan de Fuca Strait chum test fishing data for 1980-1991. Can. Data Rep. Fish. Aquat. Sci. 877:291 pp.
- Luedke, W.H., A.P. Gould, and M.K. Farwell. 1988. Review and analysis of the 1986 chum salmon season in the Johnstone Strait to Fraser River Study Area. Can. Tech. Rep. Fish. Aquat. Sci. 1604: 56 pp.
- Naylor, L.S., L. Hop Wo, and A.P. Gould. 1988. Biochemical genetic stock identification of chum salmon in southern British Columbia, 1987. Can. Data Rep. Fish. Aquat. Sci. 700: 17 pp.

TABLES

Table 1. Main features of the chum test fisheries in Johnstone Strait and Strait of Georgia.

LOCATION	GEAR*	YEAR STARTED	PROGRAM FREQUENCY	TEST FISHING PERIOD	COMMENTS
JOHNSTONE STRAIT					
Upper Johnstone Strait (Area 12)	SN	1965	Annual Since 1980	Early September to early November	To assess total Study Area chum stock. In 1985, initiated a second chum seine test fishery.
Nimpkish (Area 12)	ST	1993	Only in years of expected surplus	November to December	Stock Assessment for abundance
Bute Inlet (Area 13)	GN	1980	Only in years of expected surplus	Late August until all stocks are in sanctuary areas	Stock Assessment for abundance
STRAIT OF GEORGIA					
Qualicum (Area 14)	GN/ SN	1980	As required	Early October to mid-November	Acquire stock identification samples and assess abundance
Jervis Inlet (Area 16)	GN/ SN	1982	Only in years of expected surplus	Late September to early November	Stock assessment for abundance
Nanaimo (Area 17)	GN/ SN	1980	Only in years of expected surplus	Latter part of October	Stock assessment for abundance and identification
Cowichan (Area 18)	GN/ SN	1980	Annual	Late October to early December	Stock assessment for abundance and identification

*SN - seine, ST - terminal fishery, GN - gillnet

Catch Summary Table, Upper Johnstone Strait Seine Test Fishing, 1992

Date	Vessel #1			Vessel # 2			Date	Vessel #1			Vessel # 2				
	Catch	# of Sets	CPE	Catch	# of Sets	CPE		Catch	# of Sets	CPE	Catch	# of Sets	CPE		
30-Aug-92							11-Oct-92	5155	6	859.2					
31-Aug-92							12-Oct-92				2104	6	350.7		
01-Sep-92	47	6	7.8	28	6	4.7	13-Oct-92	5650	4	1412.5					
02-Sep-92	43	6	7.2	28	6	4.7	14-Oct-92	7071	6	1178.5	3085	6	514.2		
03-Sep-92	30	6	5.0	65	6	10.8	15-Oct-92	1999	6	333.2	2052	6	342.0		
04-Sep-92							16-Oct-92								
05-Sep-92							17-Oct-92	50	1	50.0	600	1	600.0		
Statweek Total	91	120	18	6.7	121	18	6.7	Statweek Total	103	19925	23	866.3	7841	19	412.7
06-Sep-92							18-Oct-92								
07-Sep-92							19-Oct-92	2	1	2.0	600	1	600.0		
08-Sep-92	45	6	7.5	90	6	15.0	20-Oct-92	457	5	91.4	502	6	83.7		
09-Sep-92	150	6	25.0	188	6	31.3	21-Oct-92								
10-Sep-92	218	6	36.3	54	6	9.0	22-Oct-92								
11-Sep-92							23-Oct-92	331	6	55.2	218	3	72.7		
12-Sep-92							24-Oct-92								
Statweek Total	92	413	18	22.9	332	18	18.4	Statweek Total	104	790	12	65.8	1320	10	132.0
13-Sep-92							25-Oct-92								
14-Sep-92	466	6	77.7	241	6	40.2	26-Oct-92	8070	6	1345.0	847	6	141.2		
15-Sep-92	240	6	40.0	867	6	144.5	27-Oct-92	5650	5	1130.0	556	3	185.3		
16-Sep-92	359	6	59.8	476	6	79.3	28-Oct-92	879	6	146.5	1160	6	193.3		
17-Sep-92	306	6	51.0	700	6	116.7	29-Oct-92								
18-Sep-92	635	6	105.8	1152	6	192.0	30-Oct-92	95	6	15.8	546	5	109.2		
19-Sep-92							31-Oct-92								
Statweek Total	93	2006	30	66.9	3436	30	114.5	Statweek Total	105	14694	23	638.9	3109	20	155.5
20-Sep-92							01-Nov-92								
21-Sep-92							02-Nov-92	742	6	123.7	1017	6	169.5		
22-Sep-92							03-Nov-92								
23-Sep-92	250	4	62.5	170	1	170.0	04-Nov-92	68	6	11.3	454	6	75.7		
24-Sep-92	882	6	147.0	663	6	110.5	05-Nov-92	75	6	12.5					
25-Sep-92	9985	6	1664.2	3490	6	581.7	06-Nov-92								
26-Sep-92	3817	6	636.2	533	4	133.3	07-Nov-92								
Statweek Total	94	14934	22	678.8	4856	17	285.6	Statweek Total	111	885	18	49.2	1471	12	122.6
27-Sep-92	9595	6	1599.2	333	5	66.6	08-Nov-92								
28-Sep-92							09-Nov-92								
29-Sep-92	3300	5	660.0	75	1	75.0	10-Nov-92								
30-Sep-92	2352	5	470.4	2541	6	423.5	11-Nov-92								
01-Oct-92	6363	5	1272.6	1846	6	307.7	12-Nov-92								
02-Oct-92	6454	6	1075.7	502	6	83.7	13-Nov-92								
03-Oct-92				1450	6	241.7	14-Nov-92								
Statweek Total	101	28064	27	1039.4	6747	30	224.9	Statweek Total	112						
04-Oct-92	4190	6	698.3	2704	6	450.7	15-Nov-92								
05-Oct-92							16-Nov-92								
06-Oct-92							17-Nov-92								
07-Oct-92	2212	6	368.7	1402	5	280.4	18-Nov-92								
08-Oct-92	766	6	127.7	3170	6	528.3	19-Nov-92								
09-Oct-92	648	6	108.0	800	3	266.7	20-Nov-92								
10-Oct-92							21-Nov-92								
Statweek Total	102	7816	24	325.7	8076	20	403.8	Statweek Total	113						

Catch Summary Table, Upper Johnstone Strait Seine Test Fishing, 1993

Date	Vessel #1			Vessel # 2			Date	Vessel #1			Vessel # 2				
	Catch	# of Sets	CPE	Catch	# of Sets	CPE		Catch	# of Sets	CPE	Catch	# of Sets	CPE		
29-Aug-93							10-Oct-93				3167	6	527.8		
30-Aug-93				13	6	2.2	11-Oct-93	889	6	148.2					
31-Aug-93							12-Oct-93	4373	6	728.8	3724	6	620.7		
01-Sep-93							13-Oct-93	718	6	119.7	2360	6	393.3		
02-Sep-93							14-Oct-93	528	6	88.0	3345	6	557.5		
03-Sep-93	9	6	1.5				15-Oct-93	2875	4	718.8	8065	6	1344.2		
04-Sep-93	32	6	5.3				16-Oct-93	5890	6	981.7	15150	6	2525.0		
Statweek Total	91	41	12	3.4	13	6	2.2	Statweek Total	103	15273	34	449.2	35811	36	994.8
05-Sep-93	220	6	36.7				17-Oct-93	7603	6	1267.2	10950	6	1825.0		
06-Sep-93				53	6	8.8	18-Oct-93	679	6	113.2	9801	3	3267.0		
07-Sep-93				107	6	17.8	19-Oct-93	3125	6	520.8	12010	6	2001.7		
08-Sep-93							20-Oct-93	750	6	125.0	3475	4	868.8		
09-Sep-93	159	6	26.5				21-Oct-93	442	6	73.7	4600	2	2300.0		
10-Sep-93	19	6	3.2				22-Oct-93	858	6	143.0	2201	4	550.3		
11-Sep-93							23-Oct-93	63	4	15.8					
Statweek Total	92	398	18	22.1	160	12	13.3	Statweek Total	104	13520	40	338.0	43037	25	1721.5
12-Sep-93							24-Oct-93								
13-Sep-93	311	6	51.8	150	6	25.0	25-Oct-93				16175	6	2695.8		
14-Sep-93	239	6	39.8	190	6	31.7	26-Oct-93	13300	6	2216.7	7317	6	1219.5		
15-Sep-93	509	6	84.8	212	6	35.3	27-Oct-93	5516	6	919.3	1840	6	306.7		
16-Sep-93	254	6	42.3	295	6	49.2	28-Oct-93	5939	6	989.8	2205	6	367.5		
17-Sep-93	99	6	16.5	198	6	33.0	29-Oct-93	3318	6	553.0	1883	6	313.8		
18-Sep-93							30-Oct-93	10585	6	1764.2	3400	6	566.7		
Statweek Total	93	1412	30	47.1	1045	30	34.8	Statweek Total	105	38658	30	1288.6	32820	36	911.7
19-Sep-93							31-Oct-93	3673	6	612.2	4651	6	775.2		
20-Sep-93							01-Nov-93	821	5	164.2	1175	2	587.5		
21-Sep-93							02-Nov-93								
22-Sep-93							03-Nov-93								
23-Sep-93							04-Nov-93								
24-Sep-93				750	6	125.0	05-Nov-93				314	6	52.3		
25-Sep-93				445	6	74.2	06-Nov-93								
Statweek Total	94			1195	12	99.6	Statweek Total	111	4494	11	408.5	6140	14	438.6	
26-Sep-93							07-Nov-93								
27-Sep-93	3038	6	506.3	2050	6	341.7	08-Nov-93				340	6	56.7		
28-Sep-93	2252	6	375.3	1198	6	199.7	09-Nov-93				61	1	61.0		
29-Sep-93	1027	6	171.2	846	6	141.0	10-Nov-93								
30-Sep-93	3076	6	512.7	1299	6	216.5	11-Nov-93								
01-Oct-93	1012	6	168.7	2880	6	480.0	12-Nov-93								
02-Oct-93	7575	6	1262.5	1845	6	307.5	13-Nov-93								
Statweek Total	101	17980	36	499.4	10118	36	281.1	Statweek Total	112			401	7	57.3	
03-Oct-93	1362	6	227.0	3233	6	538.8									
04-Oct-93	1920	6	320.0	1682	6	280.3									
05-Oct-93	719	6	119.8	4090	6	681.7									
06-Oct-93	1260	6	210.0	8895	6	1482.5									
07-Oct-93	1768	6	294.7	7527	6	1254.5									
08-Oct-93	2598	6	433.0	1937	6	322.8									
09-Oct-93	7555	6	1259.2	6343	6	1057.2									
Statweek Total	102	17182	42	409.1	33707	42	802.5								

Catch Summary Table, Upper Johnstone Strait Seine Test Fishing, 1994

Date	Vessel #1			Vessel # 2			Date	Vessel #1			Vessel # 2				
	Catch	# of Sets	CPE	Catch	# of Sets	CPE		Catch	# of Sets	CPE	Catch	# of Sets	CPE		
04-Sep-94							16-Oct-94	12825	5	2565.0	4400	4	1100.0		
05-Sep-94							17-Oct-94	1642	4	410.5	1170	4	292.5		
06-Sep-94				36	6	6.0	18-Oct-94	15442	6	2573.7	5793	6	965.5		
07-Sep-94				15	6	2.5	19-Oct-94	2525	6	420.8	1577	6	262.8		
08-Sep-94				26	6	4.3	20-Oct-94	3366	6	561.0	1675	3	558.3		
09-Sep-94							21-Oct-94	5267	6	877.8	5108	6	851.3		
10-Sep-94							22-Oct-94								
Statweek Total	92			77	18	4.3	Statweek Total	104	41067	33	1244.5	19723	29	680.1	
11-Sep-94							23-Oct-94								
12-Sep-94							24-Oct-94								
13-Sep-94	42	6	7.0	105	6	17.5	25-Oct-94								
14-Sep-94	69	6	11.5	118	6	19.7	26-Oct-94								
15-Sep-94	44	6	7.3	172	6	28.7	27-Oct-94	4878	6	813.0	2698	6	449.7		
16-Sep-94	603	6	100.5	41	6	6.8	28-Oct-94	1830	6	305.0	2599	6	433.2		
17-Sep-94							29-Oct-94	4000	1	4000.0					
Statweek Total	93	758	24	31.6	436	24	18.2	Statweek Total	105	10708	13	823.7	5297	12	441.4
18-Sep-94							30-Oct-94								
19-Sep-94	1803	6	300.5	383	6	63.8	31-Oct-94								
20-Sep-94	380	6	63.3	1102	6	183.7	01-Nov-94	1875	6	312.5	1496	6	249.3		
21-Sep-94	1916	6	319.3	1070	6	178.3	02-Nov-94	774	6	129.0	2185	6	364.2		
22-Sep-94	325	6	54.2	723	6	120.5	03-Nov-94								
23-Sep-94	764	6	127.3	508	6	84.7	04-Nov-94								
24-Sep-94							05-Nov-94								
Statweek Total	94	5188	30	172.9	3786	30	126.2	Statweek Total	111	2649	12	220.8	3681	12	306.8
25-Sep-94							06-Nov-94								
26-Sep-94							07-Nov-94								
27-Sep-94							08-Nov-94	12	1	12.0	400	1	400.0		
28-Sep-94	1335	6	222.5	1267	6	211.2	09-Nov-94	238	6	39.7	1077	6	179.5		
29-Sep-94	3270	6	545.0	726	6	121.0	10-Nov-94								
30-Sep-94	408	6	68.0	10590	3	3530.0	11-Nov-94								
01-Oct-94	4350	6	725.0	5046	6	841.0	12-Nov-94								
Statweek Total	101	9363	24	390.1	17629	21	839.5	Statweek Total	112	250	7	35.7	1477	7	211.0
02-Oct-94	10238	6	1706.3	11450	6	1908.3	13-Nov-94								
03-Oct-94	10365	6	1727.5	12671	6	2111.8	14-Nov-94								
04-Oct-94	5575	6	929.2	4360	6	726.7	15-Nov-94								
05-Oct-94	275	1	275.0				16-Nov-94								
06-Oct-94	5610	6	935.0	11770	6	1961.7	17-Nov-94								
07-Oct-94	3235	6	539.2	4790	6	798.3	18-Nov-94								
08-Oct-94	1500	6	250.0	13450	6	2241.7	19-Nov-94								
Statweek Total	102	36798	37	994.5	58491	36	1624.8	Statweek Total	113						
09-Oct-94							20-Nov-94								
10-Oct-94							21-Nov-94								
11-Oct-94							22-Nov-94								
12-Oct-94	5100	6	850.0	5118	6	853.0	23-Nov-94								
13-Oct-94	1500	3	500.0	170	4	42.5	24-Nov-94								
14-Oct-94	4250	6	708.3	8255	5	1651.0	25-Nov-94								
15-Oct-94	14647	6	2441.2	17576	6	2929.3	26-Nov-94								
Statweek Total	103	25497	21	1214.1	31119	21	1481.9	Statweek Total	114						

Catch Summary Table, Upper Johnstone Strait Seine Test Fishing, 1996

Date	Vessel #1			Vessel # 2			Date	Vessel #1			Vessel # 2				
	Catch	# of Sets	CPE	Catch	# of Sets	CPE		Catch	# of Sets	CPE	Catch	# of Sets	CPE		
08-Sep-96							20-Oct-96	101	3	33.7	30	1	30.0		
09-Sep-96							21-Oct-96								
10-Sep-96				102	6	17.0	22-Oct-96	573	6	95.5	692	6	115.3		
11-Sep-96				301	5	60.2	23-Oct-96	1001	2	500.5	0	1	0.0		
12-Sep-96				193	6	32.2	24-Oct-96	1900	6	316.7	1026	6	171.0		
13-Sep-96							25-Oct-96	825	6	137.5	991	6	165.2		
14-Sep-96							26-Oct-96								
Statweek Total	92			596	17	35.1	Statweek Total	104	4400	23	191.3	2739	20	137.0	
15-Sep-96							27-Oct-96								
16-Sep-96							28-Oct-96	1100	3	366.7	215	4	53.8		
17-Sep-96	208	4	52.0	444	6	74.0	29-Oct-96	16120	6	2686.7	7270	6	1211.7		
18-Sep-96	562	6	93.7	470	6	78.3	30-Oct-96	3329	6	554.8	1984	6	330.7		
19-Sep-96	102	4	25.5	601	5	120.2	31-Oct-96	395	6	65.8	887	6	147.8		
20-Sep-96	48	6	8.0	63	6	10.5	01-Nov-96	562	6	93.7	615	6	102.5		
21-Sep-96	41	6	6.8	341	6	56.8	02-Nov-96				2412	6	402.0		
Statweek Total	93	961	26	37.0	1919	29	66.2	Statweek Total	105	21506	27	796.5	13383	34	393.6
22-Sep-96							03-Nov-96								
23-Sep-96							04-Nov-96	264	6	44.0					
24-Sep-96							05-Nov-96	35	3	11.7	610	2	305.0		
25-Sep-96	605	6	100.8	262	6	43.7	06-Nov-96	211	3	70.3	155	4	38.8		
26-Sep-96	1398	6	233.0	1045	6	174.2	07-Nov-96								
27-Sep-96	1269	6	211.5	784	6	130.7	08-Nov-96								
28-Sep-96	769	6	128.2	419	5	83.8	09-Nov-96								
Statweek Total	94	4041	24	168.4	2510	23	109.1	Statweek Total	111	510	12	42.5	765	6	127.5
29-Sep-96	772	6	128.7	414	6	69.0	10-Nov-96								
30-Sep-96	1382	5	276.4	140	1	140.0	11-Nov-96								
01-Oct-96	1245	6	207.5	3500	6	583.3	12-Nov-96								
02-Oct-96	5	2	2.5	101	2	50.5	13-Nov-96								
03-Oct-96	351	6	58.5	1043	6	173.8	14-Nov-96								
04-Oct-96	502	6	83.7	1642	6	273.7	15-Nov-96								
05-Oct-96				1841	6	306.8	16-Nov-96								
Statweek Total	101	4257	31	137.3	8681	33	263.1	Statweek Total	112						
06-Oct-96	16	2	8.0				17-Nov-96								
07-Oct-96	994	6	165.7	2583	6	430.5	18-Nov-96								
08-Oct-96	530	6	88.3	1884	6	314.0	19-Nov-96								
09-Oct-96	1170	6	195.0	797	6	132.8	20-Nov-96								
10-Oct-96	272	6	45.3	1960	6	326.7	21-Nov-96								
11-Oct-96	8863	6	1477.2	3145	6	524.2	22-Nov-96								
12-Oct-96							23-Nov-96								
Statweek Total	102	11845	32	370.2	10369	30	345.6	Statweek Total	113						
13-Oct-96				1380	6	230.0	24-Nov-96								
14-Oct-96	2291	6	381.8	2303	6	383.8	25-Nov-96								
15-Oct-96	8125	5	1625.0	338	5	67.6	26-Nov-96								
16-Oct-96	2921	6	486.8	3195	4	798.8	27-Nov-96								
17-Oct-96							28-Nov-96								
18-Oct-96	1793	6	298.8	374	6	62.3	29-Nov-96								
19-Oct-96	4476	6	746.0	4345	6	724.2	30-Nov-96								
Statweek Total	103	19606	29	676.1	11935	33	361.7	Statweek Total	114						

Summary of Upper Johnstone Strait Seine Test Set Locations

Year: 1992

Location		Vessel 1		% of Total(1)		Vessel 2		% of Total(2)	
Code	Name	Sets	Catch	Sets	Catch	Sets	Catch	Sets	Catch
120000	Johnstone Strait								
120001	Big bay	14	445	6.5%	0.5%				
120002	The Bluff	15	6527	7.0%	7.3%				
120003	Blow Hole	4	1	1.9%	0.0%				
120004	Blue Line	6	2021	2.8%	2.3%				
120005	Bold Point	28	10547	13.0%	1.8%				
120006	China Town	13	3905	6.0%	4.4%				
120007	Cracroft Pt.	7	283	3.3%	0.3%	18	387	9.3%	1.0%
120008	Double Bay	21	1843	9.8%	2.1%				
120009	Kelp Point	24	4278	11.2%	4.8%				
120010	Merry Go Round	13	3553	6.0%	4.0%				
120011	Parsons Bay	3	319	1.4%	0.4%				
120012	Siwash Rock	18	8759	8.4%	9.8%				
120013	The Bank	21	41702	9.8%	6.5%				
120014	White Rock	12	2227	5.6%	2.5%				
120015	White Beach	11	2352	5.1%	2.6%				
120016	Blinkhorn					18	4128	9.3%	11.1%
120017	Return Point	3	360	1.4%	0.4%				
120018	Freshwater Bay	2	525	0.9%	0.6%				
120019	Izumi Rock					30	5079	5.5%	13.6%
120020	Bauza Cove								
120021	Robson Bight (Fine Beach)					32	7550	6.5%	20.2%
120022	Beaver Cove								
120023	Nimpkish River								
120024	Blackfish Sound								
120025	Mid Summer Island								
120026	Broken Islands								
120027	Beautiful Beach (AR)								
120028	Pig Ranch					28	1096	4.4%	2.9%
120029	Glory Hole					33	9552	7.0%	25.6%
120030	Hot Spot					33	8177	7.0%	21.9%
120031	Boat Harbour								
120032	Hillier Point								
120033	Growler Cove								
120034	Sophia/Splash Island								
120035	Gravel Beach								
120036	Neekis Bay								
120037	Green Shack					1	140	0.5%	0.4%
120038	Top of Hanson								
120039	Spawning Ground								
120040	Fine Beach					1	1200	0.5%	3.2%
120099	no location								
Total:		215	89647	100.0%	100.0%	194	37309	100.0%	100.0%

Summary of Upper Johnstone Strait Seine Test Set Locations

Year: 1993

Location		Vessel 1		% of Total(1)		Vessel 2		% of Total(2)	
Code	Name	Sets	Catch	Sets	Catch	Sets	Catch	Sets	Catch
120000	Johnstone Strait								
120001	Big bay	12	1909	4.7%	1.8%				
120002	The Bluff	16	10697	6.3%	9.8%				
120003	Blow Hole	3	5008	1.2%	4.6%				
120004	Blue Line	9	2461	3.6%	2.3%				
120005	Bold Point	25	6346	9.9%	5.8%				
120006	China Town	11	1548	4.3%	1.4%				
120007	Cracroft Pt.	11	1099	4.3%	1.0%	30	1289	1.7%	0.8%
120008	Double Bay	23	7310	9.1%	6.7%				
120009	Kelp Point	20	3524	7.9%	3.2%				
120010	Merry Go Round	12	960	4.7%	0.9%				
120011	Parsons Bay	6	3111	2.4%	2.9%				
120012	Siwash Rock	19	11463	7.5%	0.5%				
120013	The Bank	21	36702	8.3%	3.7%				
120014	White Rock	8	1757	3.2%	1.6%				
120015	White Beach	8	1611	3.2%	1.5%				
120016	Blinkhorn	3	14	1.2%	0.0%	22	17087	8.6%	10.4%
120017	Return Point	12	6099	4.7%	5.6%				
120018	Freshwater Bay	11	6642	4.3%	6.1%				
120019	Izumi Rock	1	6	0.4%	0.0%	42	47844	6.4%	29.1%
120020	Bauza Cove								
120021	Robson Bight (Fine Beach)	2	101	0.8%	0.1%	44	38378	7.2%	23.3%
120022	Beaver Cove								
120023	Nimpkish River								
120024	Blackfish Sound								
120025	Mid Summer Island								
120026	Broken Islands								
120027	Beautiful Beach (AR)								
120028	Pig Ranch					39	2006	5.2%	1.2%
120029	Glory Hole	3	52	1.2%	0.0%	42	36074	6.4%	21.9%
120030	Hot Spot	3	16	1.2%	0.0%	37	21769	4.5%	13.2%
120031	Boat Harbour								
120032	Hillier Point	1	0	0.4%	0.0%				
120033	Growler Cove								
120034	Sophia/Splash Island								
120035	Gravel Beach	2	16	0.8%	0.0%				
120036	Neekis Bay								
120037	Green Shack	2	51	0.8%	0.0%				
120038	Top of Hanson	9	455	3.6%	0.4%				
120039	Spawning Ground								
120040	Fine Beach								
120099	no location								
Total:		253	108958	100.0%	100.0%	256	164447	100.0%	100.0%

Summary of Upper Johnstone Strait Seine Test Set Locations

Year: 1994

Location		Vessel 1		% of Total(1)		Vessel 2		% of Total(2)	
Code	Name	Sets	Catch	Sets	Catch	Sets	Catch	Sets	Catch
120000	Johnstone Strait								
120001	Big bay	9	1498	4.5%	1.1%				
120002	The Bluff	12	21745	6.0%	6.4%				
120003	Blow Hole	3	30	1.5%	0.0%				
120004	Blue Line	3	1802	1.5%	1.4%				
120005	Bold Point	20	7927	10.0%	6.0%	1	13	0.5%	0.0%
120006	China Town	7	4385	3.5%	3.3%				
120007	Cracraft Pt.	11	1029	5.5%	0.8%	10	1021	4.8%	0.7%
120008	Double Bay	21	3051	10.4%	2.3%	1	100	0.5%	0.1%
120009	Kelp Point	19	2272	9.5%	1.7%				
120010	Merry Go Round	11	3886	5.5%	2.9%				
120011	Parsons Bay	11	9713	5.5%	7.3%	1	400	0.5%	0.3%
120012	Siwash Rock	8	1023	4.0%	0.8%				
120013	The Bank	17	56483	8.5%	2.7%				
120014	White Rock	10	3301	5.0%	2.5%	1	75	0.5%	0.1%
120015	White Beach	12	7205	6.0%	5.4%				
120016	Blinkhorn	1	970	0.5%	0.7%	30	16450	4.3%	11.6%
120017	Return Point	8	2261	4.0%	1.7%				
120018	Freshwater Bay	10	1365	5.0%	1.0%				
120019	Izumi Rock	1	250	0.5%	0.2%	35	23642	6.7%	16.7%
120020	Bauza Cove								
120021	Robson Bight (Fine Beach)	1	1450	0.5%	1.1%	37	37851	7.6%	26.7%
120022	Beaver Cove								
120023	Nimkish River								
120024	Blackfish Sound								
120025	Mid Summer Island								
120026	Broken Islands								
120027	Beautiful Beach (AR)								
120028	Pig Ranch					1	0	0.5%	0.0%
120029	Glory Hole	1	230	0.5%	0.2%	28	27223	3.3%	19.2%
120030	Hot Spot	1	370	0.5%	0.3%	32	23648	5.2%	16.7%
120031	Boat Harbour	1	0	0.5%	0.0%	22	3552	0.5%	2.5%
120032	Hillier Point					4	1035	1.9%	0.7%
120033	Growler Cove								
120034	Sophia/Splash Island								
120035	Gravel Beach					6	6571	2.9%	4.6%
120036	Neekis Bay								
120037	Green Shack								
120038	Top of Hanson	3	32	1.5%	0.0%	1	135	0.5%	0.1%
120039	Spawning Ground								
120040	Fine Beach								
120099	no location								
Total:		201	132278	100.0%	100.0%	210	141716	100.0%	100.0%

Summary of Upper Johnstone Strait Seine Test Set Locations

Year: 1995

Location		Vessel 1		% of Total(1)		Vessel 2		% of Total(2)	
Code	Name	Sets	Catch	Sets	Catch	Sets	Catch	Sets	Catch
120000	Johnstone Strait								
120001	Big bay	15	697	7.4%	0.8%				
120002	The Bluff	4	1780	2.0%	2.2%				
120003	Blow Hole	8	302	3.9%	0.4%				
120004	Blue Line	4	477	2.0%	0.6%				
120005	Bold Point	29	13626	14.3%	6.5%				
120006	China Town	10	1219	4.9%	1.5%				
120007	Cracroft Pt.	18	4100	8.9%	5.0%	10	1202	5.1%	2.5%
120008	Double Bay	7	550	3.4%	0.7%				
120009	Kelp Point	21	2858	10.3%	3.5%				
120010	Merry Go Round	14	3369	6.9%	4.1%				
120011	Parsons Bay	18	5873	8.9%	7.1%				
120012	Siwash Rock	13	3735	6.4%	4.5%				
120013	The Bank	11	37090	5.4%	4.8%				
120014	White Rock	3	1300	1.5%	1.6%				
120015	White Beach	7	3390	3.4%	4.1%				
120016	Blinkhorn					30	5630	5.3%	11.7%
120017	Return Point	11	993	5.4%	1.2%				
120018	Freshwater Bay	8	1197	3.9%	1.4%				
120019	Izumi Rock					29	12883	4.8%	26.7%
120020	Bauza Cove								
120021	Robson Bight (Fine Beach)					32	6617	6.3%	13.7%
120022	Beaver Cove								
120023	Nimpkish River								
120024	Blackfish Sound								
120025	Mid Summer Island								
120026	Broken Islands								
120027	Beautiful Beach (AR)								
120028	Pig Ranch								
120029	Glory Hole					26	6833	3.3%	14.2%
120030	Hot Spot					30	9694	5.3%	20.1%
120031	Boat Harbour					18	488	9.2%	1.0%
120032	Hillier Point					2	783	1.0%	1.6%
120033	Growler Cove								
120034	Sophia/Splash Island	1	2	0.5%	0.0%	1	60	0.5%	0.1%
120035	Gravel Beach					18	4049	9.2%	8.4%
120036	Neekis Bay								
120037	Green Shack								
120038	Top of Hanson	1	165	0.5%	0.2%				
120039	Spawning Ground								
120040	Fine Beach								
120099	no location								
Total:		203	82723	100.0%	100.0%	196	48239	100.0%	100.0%

Summary of Upper Johnstone Strait Seine Test Set Locations

Year: 1996

Location		Vessel 1		% of Total(1)		Vessel 2		% of Total(2)	
Code	Name	Sets	Catch	Sets	Catch	Sets	Catch	Sets	Catch
120000	Johnstone Strait								
120001	Big bay	19	1164	9.3%	1.7%				
120002	The Bluff	10	8194	4.9%	2.2%				
120003	Blow Hole	3	9	1.5%	0.0%				
120004	Blue Line								
120005	Bold Point	29	6466	14.2%	9.6%				
120006	China Town	8	2043	3.9%	3.0%				
120007	Cracroft Pt.	20	1678	9.8%	2.5%	6	1234	2.7%	2.3%
120008	Double Bay	10	678	4.9%	1.0%				
120009	Kelp Point	28	6871	13.7%	0.2%				
120010	Merry Go Round	8	1336	3.9%	2.0%				
120011	Parsons Bay	23	4264	11.3%	6.4%				
120012	Siwash Rock	14	4626	6.9%	6.9%				
120013	The Bank	9	26887	4.4%	0.1%				
120014	White Rock	6	387	2.9%	0.6%				
120015	White Beach	1	0	0.5%	0.0%				
120016	Blinkhorn					40	6747	7.8%	12.8%
120017	Return Point	7	146	3.4%	0.2%				
120018	Freshwater Bay	8	1177	3.9%	1.8%				
120019	Izumi Rock					34	11271	5.1%	21.3%
120020	Bauza Cove								
120021	Robson Bight (Fine Beach)					37	8877	6.4%	16.8%
120022	Beaver Cove								
120023	Nimpkish River								
120024	Blackfish Sound								
120025	Mid Summer Island								
120026	Broken Islands								
120027	Beautiful Beach (AR)								
120028	Pig Ranch								
120029	Glory Hole					21	8644	9.3%	16.3%
120030	Hot Spot					36	9636	6.0%	18.2%
120031	Boat Harbour					28	1981	2.4%	3.7%
120032	Hillier Point					4	334	1.8%	0.6%
120033	Growler Cove								
120034	Sophia/Splash Island	1	1200	0.5%	1.8%				
120035	Gravel Beach					19	4173	8.4%	7.9%
120036	Neekis Bay								
120037	Green Shack								
120038	Top of Hanson								
120039	Spawning Ground								
120040	Fine Beach								
120099	no location								
Total:		204	67126	100.0%	100.0%	225	52897	100.0%	100.0%

Daily Seine Test Fishing Data, Johnstone Strait, 1992

Date	Vess #	Set #	Loc Code	Key Code	Set Time		Catch				
					Start	Finish	Sock	Coho	Pink	Chum	Chin
01-Sep-92	1	1	08	2	8:20	8:37	35	12	20	2	0
01-Sep-92	1	2	09	2	8:55	9:11	13	4	6	0	0
01-Sep-92	1	3	05	2	11:24	11:40	3	7	9	3	0
01-Sep-92	1	4	02	2	13:25	13:48	30	15	4	35	5
01-Sep-92	1	5	13	2	14:25	14:41	20	10	4	4	1
01-Sep-92	1	6	01	2	15:25	15:44	4	3	4	3	1
02-Sep-92	1	1	06	2	8:20	8:39	6	3	8	3	0
02-Sep-92	1	2	04	2	9:11	9:29	4	4	10	8	1
02-Sep-92	1	3	08	2	9:58	10:20	0	0	1	0	0
02-Sep-92	1	4	12	2	10:32	10:50	4	6	6	3	1
02-Sep-92	1	5	10	2	13:15	13:35	3	3	4	4	2
02-Sep-92	1	6	05	2	14:20	14:38	3	7	6	25	1
03-Sep-92	1	1	07	2	7:51	8:10	1	20	4	10	0
03-Sep-92	1	2	17	2	8:41	9:00	0	6	2	0	0
03-Sep-92	1	3	11	2	9:24	9:44	0	4	0	2	0
03-Sep-92	1	4	06	2	10:30		2	10	10	18	1
03-Sep-92	1	5	04	2	10:53	11:08	0	0	5	0	0
03-Sep-92	1	6	12	2	11:37	11:55	3	22	3	0	0
08-Sep-92	1	1	09	2	8:07	8:22	0	0	0	0	0
08-Sep-92	1	2	02	2	8:45	9:05	0	8	2	3	6
08-Sep-92	1	3	07	2	9:33	9:51	0	2	0	2	0
08-Sep-92	1	4	13	2	11:05	11:25	0	8	2	20	3
08-Sep-92	1	5	12	2	12:07	12:26	0	5	1	16	0
08-Sep-92	1	6	08	2	13:04	13:22	0	2	1	4	1
09-Sep-92	1	1	12	2	7:45	8:05	1	1	0	9	1
09-Sep-92	1	2	03	2	8:43	9:04	0	0	0	1	1
09-Sep-92	1	3	10	2	10:00	10:20	0	4	2	21	1
09-Sep-92	1	4	05	2	10:58	11:15	0	6	0	2	0
09-Sep-92	1	5	13	2	12:09	12:30	1	10	2	100	2
09-Sep-92	1	6	09	2	13:35	13:51	0	5	1	17	0
10-Sep-92	1	1	12	2	7:51	8:10	0	3	0	7	4
10-Sep-92	1	2	09	2	8:38	8:56	0	5	1	8	0
10-Sep-92	1	3	15	2	9:30	9:47	0	10	1	60	0
10-Sep-92	1	4	02	2	10:40	10:58	0	1	0	26	0
10-Sep-92	1	5	13	2	11:55	12:25	0	20	0	80	0
10-Sep-92	1	6	05	2	13:59	14:17	0	3	0	37	0
14-Sep-92	1	1	12	2	8:00	8:20	1	2	1	2	2
14-Sep-92	1	2	09	2	9:43	10:00	0	3	0	22	0
14-Sep-92	1	3	10	2	11:14	11:35	0	1	0	120	0
14-Sep-92	1	4	14	2	11:57	12:10	0	3	1	11	1
14-Sep-92	1	5	13	2	14:10	14:33	1	6	0	300	1
14-Sep-92	1	6	01	2	15:25	15:42	0	2	10	11	0
15-Sep-92	1	1	12	2	7:52	8:10	0	4	1	67	2
15-Sep-92	1	2	09	2	10:04	10:20	0	0	2	16	1

Daily Seine Test Fishing Data, Johnstone Strait, 1992

Date	Vess #	Set #	Loc Code	Key Code	Set Time		Catch				
					Start	Finish	Sock	Coho	Pink	Chum	Chin
15-Sep-92	1	3	03	2	11:25	11:46	0	2	2	0	0
15-Sep-92	1	4	10	2	12:51	13:09	1	4	0	100	2
15-Sep-92	1	5	05	2	13:55	14:15	0	1	0	57	0
15-Sep-92	1	6	08	2	15:15		0	0	1	0	0
16-Sep-92	1	1	06	2	7:56	8:15	0	3	0	54	1
16-Sep-92	1	2	08	2	9:05	9:23	0	1	0	0	0
16-Sep-92	1	3	05	2	10:02	10:23	0	2	0	105	0
16-Sep-92	1	4	10	2	13:55	14:20	0	0	0	156	1
16-Sep-92	1	5	14	2	15:05	15:23	0	0	0	34	0
16-Sep-92	1	6	09	2	16:28	16:37	0	0	0	10	0
17-Sep-92	1	1	06	1	8:13	8:33	0	1	0	2	1
17-Sep-92	1	2	05	2	10:05	10:25	0	0	0	253	0
17-Sep-92	1	3	09	2	11:23	11:40	0	1	1	40	0
17-Sep-92	1	4	07	2	13:20	13:37	0	2	0	0	0
17-Sep-92	1	5	04	2	14:30	14:48	0	0	0	0	0
17-Sep-92	1	6	14	2	15:27	15:44	0	1	0	11	0
18-Sep-92	1	1	01	2	7:43	8:01	0	1	1	17	0
18-Sep-92	1	2	05	2	9:21	9:40	0	1	0	141	0
18-Sep-92	1	3	05	1	10:00	10:20	0	3	1	57	0
18-Sep-92	1	4	14	2	10:43	11:00	0	1	1	35	0
18-Sep-92	1	5	12	2	12:00	12:16	0	0	0	30	0
18-Sep-92	1	6	06	2	12:45	13:00	0	1	0	355	0
23-Sep-92	1	1	14	2	8:20	8:38	0	0	0	100	0
23-Sep-92	1	2	10	2	9:09	9:27	0	2	0	27	0
23-Sep-92	1	3	05	2	10:10	10:30	0	0	0	117	0
23-Sep-92	1	4	09	2	11:12	11:31	0	0	0	6	0
24-Sep-92	1	1	09	2	7:55	8:10	0	0	0	0	0
24-Sep-92	1	2	02	2	8:49	9:12	0	2	0	200	0
24-Sep-92	1	3	15	2	9:59	10:15	0	0	0	2	0
24-Sep-92	1	4	13	2	10:40	11:15	0	1	0	400	0
24-Sep-92	1	5	17	2	12:00	12:20	0	0	1	200	0
24-Sep-92	1	6	05	2	13:52	14:00	0	0	0	80	0
25-Sep-92	1	1	05	2	8:20	8:37	0	0	1	580	0
25-Sep-92	1	2	10	2	9:20	9:40	0	0	0	255	1
25-Sep-92	1	3	14	2	10:20	10:38	0	0	0	750	0
25-Sep-92	1	4	15	2	11:15	11:35	0	0	0	800	0
25-Sep-92	1	5	13	2	12:10	12:30	0	10	1	7500	0
25-Sep-92	1	6	01	2	14:08	14:25	0	0	0	100	0
26-Sep-92	1	1	08	2	7:47	8:05	0	1	0	150	0
26-Sep-92	1	2	05	2	8:39	8:58	0	0	0	250	0
26-Sep-92	1	3	02	2	10:15	10:42	0	0	0	350	0
26-Sep-92	1	4	15	2	11:18	11:35	0	1	0	65	0
26-Sep-92	1	5	13	2	12:10	12:30	0	0	0	3000	0
26-Sep-92	1	6	01	2	13:30	14:00	0	0	0	2	0
27-Sep-92	1	1	12	2	7:50	8:10	0	1	0	520	0

Daily Seine Test Fishing Data, Johnstone Strait, 1992

Date	Vess #	Set #	Loc Code	Key Code	Set Time		Catch				
					Start	Finish	Sock	Coho	Pink	Chum	Chin
27-Sep-92	1	2	05	2	8:55	9:19	0	3	0	500	0
27-Sep-92	1	3	14	2	10:02	10:19	0	0	0	100	0
27-Sep-92	1	4	10	2	11:00	11:25	0	1	0	775	0
27-Sep-92	1	5	13	2	13:20	13:45	0	2	0	7500	0
27-Sep-92	1	6	08	2	14:45	15:02	0	1	0	200	0
29-Sep-92	1	1	08	2	8:00	8:20	0	2	0	0	0
29-Sep-92	1	2	14	2	9:04	9:22	0	0	0	600	0
29-Sep-92	1	3	05	2	10:05	10:25	0	0	0	1000	1
29-Sep-92	1	4	10	2	12:05	12:32	0	1	0	800	0
29-Sep-92	1	5	13	2	14:35	15:05	0	0	0	900	0
30-Sep-92	1	1	06	2	8:25	8:45	0	1	0	975	0
30-Sep-92	1	2	08	2	9:25	9:50	0	1	0	650	1
30-Sep-92	1	3	12	2	10:22	10:40	0	1	0	600	0
30-Sep-92	1	4	09	2	12:12	12:30	0	0	0	12	0
30-Sep-92	1	5	10	2	13:35	14:00	0	0	0	115	0
01-Oct-92	1	1	05	2	8:15	8:40	0	0	0	760	0
01-Oct-92	1	2	06	2	9:45	10:04	0	1	0	423	0
01-Oct-92	1	3	12	2	12:28	12:48	0	0	0	180	0
01-Oct-92	1	4	02	2	15:10		0	0	0	1500	0
01-Oct-92	1	5	13	2	16:15	16:40	0	0	0	3500	0
02-Oct-92	1	1	07	2	8:10	8:30	0	0	0	4	0
02-Oct-92	1	2	18	2	10:00	10:20	0	2	0	375	0
02-Oct-92	1	3	04	2	10:45	11:05	0	1	0	2000	0
02-Oct-92	1	4	08	2	11:30	11:50	0	0	0	75	0
02-Oct-92	1	5	12	2	12:20	12:43	0	0	0	4000	0
02-Oct-92	1	6	03	2	13:45	14:05	0	1	0	0	0
04-Oct-92	1	1	08	2	8:10	8:30	0	0	0	86	0
04-Oct-92	1	2	09	2	9:05	9:25	0	0	0	2000	0
04-Oct-92	1	3	14	2	10:05	10:23	0	0	0	331	0
04-Oct-92	1	4	18	2	10:55	11:15	0	0	0	150	0
04-Oct-92	1	5	15	2	11:30	11:59	0	0	0	123	0
04-Oct-92	1	6	06	2	13:00	13:15	0	0	0	1500	0
07-Oct-92	1	1	02	2	9:15	9:33	0	0	0	400	0
07-Oct-92	1	2	13	2	10:20	10:40	0	0	0	1500	0
07-Oct-92	1	3	13	0	11:00	11:20	0	1	0	500	0
07-Oct-92	1	4	08	2	12:55		0	0	0	12	0
07-Oct-92	1	5	06	2	14:01	14:20	0	0	0	300	0
07-Oct-92	1	6	05	2	15:30	15:50	0	0	0	0	0
07-Oct-92	1	7	12	2	16:30	16:50	0	0	0	0	0
07-Oct-92	1	8	09	0	17:30	17:40	0	0	0	150	0
07-Oct-92	1	9	99	0	18:15	18:25	0	0	0	300	0
08-Oct-92	1	1	10	2	8:28	8:47	0	1	0	80	0
08-Oct-92	1	2	14	2	9:25	9:43	0	0	0	150	0
08-Oct-92	1	3	05	2	10:15	10:32	0	1	0	210	0
08-Oct-92	1	4	15	2	11:12	11:30	0	2	0	110	0

Daily Seine Test Fishing Data, Johnstone Strait, 1992

Date	Vess #	Set #	Loc Code	Key Code	Set Time		Catch				
					Start	Finish	Sock	Coho	Pink	Chum	Chin
08-Oct-92	1	5	09	2	12:10	12:30	0	0	0	136	0
08-Oct-92	1	6	01	2	13:20	13:48	0	0	0	80	0
09-Oct-92	1	1	09	2	8:03	8:26	0	0	0	65	0
09-Oct-92	1	2	02	2	9:10	9:40	0	0	0	255	0
09-Oct-92	1	3	15	2	10:10	10:29	0	0	0	122	0
09-Oct-92	1	4	10	2	11:28	11:37	0	0	0	100	0
09-Oct-92	1	5	14	2	12:17	12:35	0	0	0	105	0
09-Oct-92	1	6	08	2	13:18		0	0	0	1	0
11-Oct-92	1	1	12	2	7:55	8:12	0	0	0	1000	0
11-Oct-92	1	2	09	2	8:55	9:13	0	0	0	350	0
11-Oct-92	1	3	15	2	9:59	10:15	0	2	0	300	0
11-Oct-92	1	4	02	2	10:35	11:05	0	0	0	1000	0
11-Oct-92	1	5	13	2	13:05	13:57	0	0	0	2500	0
11-Oct-92	1	6	01	2	14:45		0	0	0	5	0
13-Oct-92	1	1	12	2	8:10	8:30	0	0	0	1200	0
13-Oct-92	1	2	09	2	9:15	9:33	0	0	0	450	0
13-Oct-92	1	3	10	2	10:58	11:16	0	0	0	1000	0
13-Oct-92	1	4	13	2	12:57	13:15	0	0	0	3000	0
14-Oct-92	1	1	04	2	8:09	8:29	0	0	0	1	1
14-Oct-92	1	2	05	2	9:54	10:15	0	0	0	650	0
14-Oct-92	1	3	09	2	10:53	11:13	0	1	0	500	0
14-Oct-92	1	4	15	2	11:38	11:55	0	0	0	120	0
14-Oct-92	1	5	02	2	12:25	12:50	0	1	0	800	0
14-Oct-92	1	6	02	0	13:25	13:42	0	3	0	900	0
14-Oct-92	1	6	13	2	14:30	15:00	0	1	0	5000	0
15-Oct-92	1	1	12	2	8:00	8:15	0	0	0	750	0
15-Oct-92	1	2	08	2	8:40	8:58	0	1	0	400	0
15-Oct-92	1	3	05	2	10:05	10:21	0	0	0	620	1
15-Oct-92	1	4	09	2	11:20	11:40	0	0	0	225	0
15-Oct-92	1	5	03	2	12:35	12:55	0	0	0	0	1
15-Oct-92	1	6	02	2	14:00	14:18	0	0	0	4	0
17-Oct-92	1	1	08	2	8:11	8:30	0	0	0	50	0
19-Oct-92	1	1	01	2	8:44	9:03	0	0	0	2	0
20-Oct-92	1	1	13	2	8:55	9:15	0	0	0	220	1
20-Oct-92	1	2	17	1	9:44	10:03	0	0	0	160	0
20-Oct-92	1	3	05	1	11:08	11:25	0	0	0	2	0
20-Oct-92	1	4	06	2	12:05	12:25	0	0	0	75	0
20-Oct-92	1	5	08	2	13:00	13:18	0	0	0	0	0
23-Oct-92	1	1	02	2	9:25	9:48	0	0	0	4	0
23-Oct-92	1	2	13	2	10:18	10:45	0	0	0	17	0
23-Oct-92	1	3	09	2	11:25	11:41	0	0	0	200	0
23-Oct-92	1	4	05	2	12:15	12:30	0	0	0	10	0
23-Oct-92	1	5	08	2	13:00	13:18	0	0	0	50	0
23-Oct-92	1	6	01	2	14:00	14:17	0	1	0	50	0
26-Oct-92	1	1	05	2	8:40	9:01	0	0	0	3000	0

Daily Seine Test Fishing Data, Johnstone Strait, 1992

Date	Vess #	Set #	Loc Code	Key Code	Set Time		Catch				
					Start	Finish	Sock	Coho	Pink	Chum	Chin
26-Oct-92	1	2	15	2	9:49	10:00	0	0	0	600	0
26-Oct-92	1	3	02	2	10:17	10:38	0	0	0	1200	0
26-Oct-92	1	4	07	2	11:02	11:20	0	0	0	250	0
26-Oct-92	1	5	13	2	11:55	12:18	0	0	0	3000	0
26-Oct-92	1	6	09	2	13:08	13:27	0	0	0	20	0
27-Oct-92	1	1	12	2	7:50	8:08	0	0	0	100	0
27-Oct-92	1	2	09	2	8:35	8:51	0	0	0	200	0
27-Oct-92	1	3	05	2	9:46	10:10	0	0	0	1750	0
27-Oct-92	1	4	02	2	10:58	11:23	0	0	0	600	0
27-Oct-92	1	5	13	2	12:50	13:18	0	0	0	3000	0
28-Oct-92	1	1	12	1	7:50	8:05	0	0	0	275	0
28-Oct-92	1	2	05	2	8:58	9:16	0	0	0	102	0
28-Oct-92	1	3	15	2	10:51	11:05	0	0	0	50	0
28-Oct-92	1	4	02	2	11:27	11:49	0	2	0	150	0
28-Oct-92	1	5	13	2	12:25	12:55	0	0	0	152	0
28-Oct-92	1	6	01	2	13:33	13:50	0	0	0	150	0
30-Oct-92	1	1	08	2	7:50	8:10	0	0	0	75	0
30-Oct-92	1	2	04	2	8:30	8:47	0	0	0	12	0
30-Oct-92	1	3	14	2	9:20	9:37	0	0	0	0	0
30-Oct-92	1	4	05	2	10:10	10:30	0	0	0	1	0
30-Oct-92	1	5	09	2	10:57	11:16	0	0	0	1	0
30-Oct-92	1	6	01	2	12:05	12:25	0	0	0	6	0
02-Nov-92	1	1	01	2	8:10	8:28	0	0	0	12	0
02-Nov-92	1	2	07	2	9:04	10:15	0	0	0	7	0
02-Nov-92	1	3	11	2	9:44	10:05	0	0	0	310	0
02-Nov-92	1	4	06	2	10:48	11:05	0	0	0	150	0
02-Nov-92	1	5	08	2	11:34	11:55	0	0	0	38	0
02-Nov-92	1	6	05	2	12:25	12:45	0	0	0	225	0
04-Nov-92	1	1	13	1	8:10	8:30	0	0	0	9	0
04-Nov-92	1	2	11	2	9:00	9:21	0	0	0	7	0
04-Nov-92	1	3	09	2	10:05	10:23	0	0	0	0	0
04-Nov-92	1	4	06	2	10:35	10:57	0	0	0	0	0
04-Nov-92	1	5	08	2	11:00	11:20	0	0	0	50	0
04-Nov-92	1	6	01	2	12:11		0	0	0	2	0
05-Nov-92	1	1	01	2	7:55	8:15	0	0	0	5	0
05-Nov-92	1	2	05	2	9:10	9:30	0	0	0	10	0
05-Nov-92	1	3	09	2	9:55	10:11	0	0	0	0	0
05-Nov-92	1	4	07	2	11:15	11:35	0	0	0	10	0
05-Nov-92	1	5	06	2	12:05	12:25	0	0	0	50	0
05-Nov-92	1	6	08	2	12:45		0	0	0	0	0
01-Sep-92	2	1	30	2	8:05	8:25	4	1	4	3	0
01-Sep-92	2	2	29	2	9:00	9:25	24	0	40	6	6
01-Sep-92	2	3	28	2	9:55	10:10	21	2	35	5	0
01-Sep-92	2	4	21	2	10:45	11:05	100	4	40	8	6
01-Sep-92	2	5	19	2	11:50	12:10	5	2	30	4	0

Daily Seine Test Fishing Data, Johnstone Strait, 1992

Date	Vess #	Set #	Loc Code	Key Code	Set Time		Catch				
					Start	Finish	Sock	Coho	Pink	Chum	Chin
01-Sep-92	2	6	16	2	13:35	14:00	4	1	10	2	1
02-Sep-92	2	1	30	2	8:20	8:40	12	2	40	3	0
02-Sep-92	2	2	19	1	9:10	9:30	25	4	30	12	4
02-Sep-92	2	3	29	1	10:05	10:25	10	2	15	9	2
02-Sep-92	2	4	21	2	11:15	11:35	15	4	15	2	0
02-Sep-92	2	5	28	2	12:10	12:25	2	1	0	2	0
02-Sep-92	2	6	07	2	13:20	13:35	1	1	2	0	0
03-Sep-92	2	1	16	2	7:35	7:55	1	1	4	3	2
03-Sep-92	2	2	30	2	8:35	8:55	4	9	5	23	2
03-Sep-92	2	3	19	2	9:25	9:50	40	75	50	24	5
03-Sep-92	2	4	21	2	10:45	11:05	4	7	6	14	2
03-Sep-92	2	5	29	2	11:35	11:55	1	20	12	1	0
03-Sep-92	2	6	28	2	12:25	12:45	2	2	0	0	0
08-Sep-92	2	1	30	2	8:10	8:35	1	2	12	15	4
08-Sep-92	2	2	19	2	9:00	9:20	2	0	0	5	0
08-Sep-92	2	3	29	2	9:45	10:05	0	2	5	30	0
08-Sep-92	2	4	21	2	10:50	11:10	0	2	3	17	0
08-Sep-92	2	5	28	2	11:45	12:00	1	8	1	3	0
08-Sep-92	2	6	16	2	13:05	13:25	5	6	12	20	2
09-Sep-92	2	1	07	2	8:10	8:25	0	0	0	0	0
09-Sep-92	2	2	28	2	9:05	9:20	0	0	0	0	0
09-Sep-92	2	3	21	2	9:55	10:15	0	12	0	10	0
09-Sep-92	2	4	29	2	10:50	11:10	1	15	7	43	1
09-Sep-92	2	5	19	2	11:55	12:15	0	5	4	70	4
09-Sep-92	2	6	30	2	12:55	13:15	2	5	3	65	0
10-Sep-92	2	1	30	2	8:15	8:35	1	4	1	3	0
10-Sep-92	2	2	28	2	9:10	9:25	0	0	0	1	0
10-Sep-92	2	3	21	2	10:00	10:20	0	0	11	0	0
10-Sep-92	2	4	29	2	10:55	11:15	1	5	4	13	0
10-Sep-92	2	5	19	2	11:40	12:00	0	6	6	29	5
10-Sep-92	2	6	07	2	12:35	12:50	1	8	0	8	0
14-Sep-92	2	1	30	2	8:05	8:25	0	8	0	100	0
14-Sep-92	2	2	07	2	9:00	9:15	0	0	0	0	0
14-Sep-92	2	3	28	2	9:55	10:10	0	2	2	1	0
14-Sep-92	2	4	21	1	10:45	11:05	0	0	10	35	1
14-Sep-92	2	5	29	2	11:55	12:15	0	4	1	80	1
14-Sep-92	2	6	19	2	12:40	13:00	0	1	2	25	1
15-Sep-92	2	1	30	2	8:10	8:30	0	5	0	210	0
15-Sep-92	2	2	28	2	9:10	9:25	0	3	0	1	0
15-Sep-92	2	3	21	2	10:00	10:20	1	3	6	120	0
15-Sep-92	2	4	29	2	11:00	11:20	2	2	8	125	1
15-Sep-92	2	5	19	2	12:00	12:20	1	6	5	400	1
15-Sep-92	2	6	16	2	14:40	15:00	0	4	4	11	1
16-Sep-92	2	1	30	2	8:00	8:20	1	3	2	70	0
16-Sep-92	2	2	07	2	8:45	9:00	0	1	1	0	0

Daily Seine Test Fishing Data, Johnstone Strait, 1992

Date	Vess #	Set #	Loc Code	Key Code	Set Time		Catch				
					Start	Finish	Sock	Coho	Pink	Chum	Chin
16-Sep-92	2	3	28	2	9:40	9:55	0	3	0	4	0
16-Sep-92	2	4	21	2	10:30	10:50	0	4	4	200	0
16-Sep-92	2	5	29	2	11:25	11:45	1	10	3	190	0
16-Sep-92	2	6	19	2	12:25	12:45	0	4	0	12	0
17-Sep-92	2	1	30	2	8:10	8:30	1	1	0	100	0
17-Sep-92	2	2	07	1	9:05	9:20	0	0	0	0	0
17-Sep-92	2	3	28	2	10:05	10:20	0	0	0	0	0
17-Sep-92	2	4	21	2	11:10	11:30	0	8	2	100	0
17-Sep-92	2	5	29	2	12:20	12:40	0	2	7	0	0
17-Sep-92	2	6	19	2	13:45	14:05	0	6	5	500	1
18-Sep-92	2	1	30	2	8:05	8:30	0	12	12	725	1
18-Sep-92	2	2	19	2	9:05	9:25	0	6	5	200	0
18-Sep-92	2	3	29	2	9:55	10:15	0	3	2	150	1
18-Sep-92	2	4	21	2	10:50	11:10	0	4	4	50	1
18-Sep-92	2	5	28	2	11:40	11:55	0	0	0	15	0
18-Sep-92	2	6	16	1	12:45	13:05	1	0	0	12	0
23-Sep-92	2	1	30	2	8:10	8:30	0	5	5	170	1
24-Sep-92	2	1	30	1	8:10	8:30	0	5	0	390	0
24-Sep-92	2	2	19	2	9:05	9:25	0	3	0	110	0
24-Sep-92	2	3	29	1	9:50	10:10	0	3	0	140	0
24-Sep-92	2	4	21	2	12:30	12:50	0	2	2	10	0
24-Sep-92	2	5	28	2	13:25	13:40	0	0	0	12	0
24-Sep-92	2	6	07	2	14:15	14:30	0	2	0	1	0
25-Sep-92	2	1	30	2	8:10	8:30	0	5	0	475	1
25-Sep-92	2	2	19	2	9:05	9:25	0	3	0	675	1
25-Sep-92	2	3	29	2	10:05	10:25	0	3	0	700	0
25-Sep-92	2	4	21	2	11:00	11:20	0	6	1	300	0
25-Sep-92	2	5	40	1	12:25	12:45	1	12	5	1200	0
25-Sep-92	2	6	28	2	14:20	14:35	0	2	0	140	0
26-Sep-92	2	1	16	2	7:35	7:55	0	10	4	475	2
26-Sep-92	2	2	30	2	8:45	9:05	0	0	0	14	1
26-Sep-92	2	3	19	2	9:25	9:45	0	0	4	4	0
26-Sep-92	2	4	29	2	10:20	10:40	0	3	0	40	0
27-Sep-92	2	1	07	2	8:15	8:30	0	0	0	0	0
27-Sep-92	2	2	28	1	9:30	9:45	0	1	0	3	0
27-Sep-92	2	3	21	2	10:25	10:45	0	0	0	150	0
27-Sep-92	2	4	29	1	11:20	11:40	0	0	0	80	0
27-Sep-92	2	5	16	2	12:50	13:10	0	0	0	100	0
29-Sep-92	2	1	16	2	9:00	9:15	0	3	0	75	0
30-Sep-92	2	1	30	2	8:15	8:30	0	5	0	550	0
30-Sep-92	2	2	19	2	9:05	9:25	0	0	0	150	0
30-Sep-92	2	3	21	2	10:30	10:50	0	0	0	600	0
30-Sep-92	2	4	29	2	11:30	11:45	0	4	0	1200	0
30-Sep-92	2	5	28	2	12:25	12:40	0	1	0	40	1
30-Sep-92	2	6	07	2	13:15	13:30	0	0	0	1	0

Daily Seine Test Fishing Data, Johnstone Strait, 1992

Date	Vess #	Set #	Loc Code	Key Code	Set Time		Catch				
					Start	Finish	Sock	Coho	Pink	Chum	Chin
01-Oct-92	2	1	30	2	8:25	8:45	0	0	0	325	0
01-Oct-92	2	2	07	2	9:20	9:35	0	1	0	20	0
01-Oct-92	2	3	28	2	10:20	10:35	0	1	0	1	0
01-Oct-92	2	4	21	2	11:15	11:35	0	2	0	675	0
01-Oct-92	2	5	29	2	12:40	13:00	0	2	0	325	0
01-Oct-92	2	6	19	2	14:35	14:55	0	2	0	500	1
02-Oct-92	2	1	30	2	8:15	8:45	0	0	0	90	0
02-Oct-92	2	2	19	2	9:15	9:35	0	0	0	25	0
02-Oct-92	2	3	29	2	10:05	10:25	0	2	0	375	0
02-Oct-92	2	4	21	2	11:10	11:30	0	0	0	1	0
02-Oct-92	2	5	28	2	12:00	12:15	0	0	0	1	0
02-Oct-92	2	6	07	2	12:45	13:00	0	0	0	10	0
03-Oct-92	2	1	07	2	8:15	8:30	0	0	0	200	0
03-Oct-92	2	2	19	2	9:05	9:25	0	0	0	150	0
03-Oct-92	2	3	29	1	9:50	10:10	0	3	0	225	0
03-Oct-92	2	4	21	2	10:50	11:10	0	0	0	175	0
03-Oct-92	2	5	28	2	11:35	11:50	0	1	0	300	0
03-Oct-92	2	6	30	2	12:25	12:45	0	0	1	400	0
04-Oct-92	2	1	30	2	8:10	8:25	0	1	0	100	0
04-Oct-92	2	2	19	2	8:55	9:15	0	0	0	4	0
04-Oct-92	2	3	29	2	9:40	10:00	0	0	0	1250	0
04-Oct-92	2	4	21	2	10:45	11:05	0	0	0	825	0
04-Oct-92	2	5	28	2	11:45	12:00	0	1	0	150	0
04-Oct-92	2	6	16	2	13:00	13:20	0	1	0	375	0
07-Oct-92	2	1	30	2	8:30	8:50	0	1	0	500	0
07-Oct-92	2	2	19	2	9:15	9:35	0	0	0	400	0
07-Oct-92	2	3	29	2	10:15	10:35	0	0	0	400	0
07-Oct-92	2	4	21	2	11:15	11:35	0	1	0	2	0
07-Oct-92	2	5	28	2	12:05	12:20	0	0	0	100	0
08-Oct-92	2	1	16	2	7:50	8:10	0	0	0	170	0
08-Oct-92	2	2	30	2	8:55	9:15	0	0	0	1130	0
08-Oct-92	2	3	19	2	10:10	10:30	0	0	0	675	0
08-Oct-92	2	4	29	2	11:00	11:20	0	0	0	750	0
08-Oct-92	2	5	21	2	12:00	12:20	0	2	0	380	0
08-Oct-92	2	6	28	1	13:00	13:20	0	0	0	65	0
09-Oct-92	2	1	07	2	8:25	8:40	0	0	0	0	0
09-Oct-92	2	2	21	2	9:40	10:00	0	0	0	400	1
09-Oct-92	2	3	29	2	10:55	11:15	0	0	0	400	0
12-Oct-92	2	1	30	2	8:15	8:35	0	2	0	175	0
12-Oct-92	2	2	19	1	9:10	9:30	0	0	1	100	0
12-Oct-92	2	3	28	2	10:05	10:20	0	0	0	25	0
12-Oct-92	2	4	29	2	10:50	11:10	0	3	0	700	0
12-Oct-92	2	5	21	2	11:50	12:10	0	0	0	4	0
12-Oct-92	2	6	16	2	13:25	13:45	0	0	0	1100	0
14-Oct-92	2	1	07	2	8:20	8:35	0	1	0	120	0

Daily Seine Test Fishing Data, Johnstone Strait, 1992

Date	Vess #	Set #	Loc Code	Key Code	Set Time		Catch				
					Start	Finish	Sock	Coho	Pink	Chum	Chin
14-Oct-92	2	2	30	2	9:25	9:45	0	5	1	1350	2
14-Oct-92	2	3	29	2	10:55	11:15	0	0	0	950	0
14-Oct-92	2	4	19	2	11:45	12:05	0	0	0	95	0
14-Oct-92	2	5	16	1	12:55	13:15	0	2	0	430	1
14-Oct-92	2	6	37	2	13:40	14:00	0	2	0	140	2
15-Oct-92	2	1	07	1	8:30	8:45	0	0	0	20	0
15-Oct-92	2	2	28	2	9:50	10:05	0	0	0	70	0
15-Oct-92	2	3	21	2	11:00	11:25	0	0	0	1500	0
15-Oct-92	2	4	29	2	12:15	12:35	0	0	0	450	0
15-Oct-92	2	5	19	2	13:05	13:25	0	1	0	6	0
15-Oct-92	2	6	30	2	13:45	14:05	0	0	0	6	0
17-Oct-92	2	1	16	1	8:10	8:25	0	4	0	600	0
19-Oct-92	2	1	21	2	9:15	9:35	0	3	0	600	0
20-Oct-92	2	1	16	2	8:05	8:25	0	0	0	300	0
20-Oct-92	2	2	30	2	9:00	9:20	0	0	0	100	0
20-Oct-92	2	3	19	2	9:45	10:05	0	0	0	1	0
20-Oct-92	2	4	29	2	10:20	10:40	0	0	0	100	0
20-Oct-92	2	5	21	2	11:10	11:30	0	0	0	0	0
20-Oct-92	2	6	28	2	12:15	12:30	0	0	0	1	0
23-Oct-92	2	1	30	2	9:15	9:35	0	0	0	90	0
23-Oct-92	2	2	19	2	10:05	10:25	0	0	0	3	0
23-Oct-92	2	3	29	2	10:45	11:05	0	0	0	125	0
26-Oct-92	2	1	30	2	9:10	9:30	0	0	0	30	0
26-Oct-92	2	2	28	2	10:05	10:20	0	0	0	50	0
26-Oct-92	2	3	21	2	11:10	11:30	0	1	0	17	1
26-Oct-92	2	4	29	2	12:05	12:20	0	0	0	250	1
26-Oct-92	2	5	19	2	12:55	13:15	0	0	0	450	0
26-Oct-92	2	6	16	2	14:00	14:20	0	0	0	50	0
27-Oct-92	2	1	07	1	8:55	9:10	0	0	0	6	0
27-Oct-92	2	2	21	2	10:35	10:55	0	0	0	150	0
27-Oct-92	2	3	30	2	11:55	12:15	0	0	0	400	0
28-Oct-92	2	1	28	2	9:20	9:35	0	0	0	100	0
28-Oct-92	2	2	29	2	10:10	10:30	0	0	0	70	0
28-Oct-92	2	3	21	2	11:10	11:30	0	0	0	30	0
28-Oct-92	2	4	19	2	12:05	12:25	0	0	0	300	0
28-Oct-92	2	5	30	2	12:55	13:15	0	0	0	400	0
28-Oct-92	2	6	16	2	14:10	14:30	0	0	0	260	0
30-Oct-92	2	1	30	2	8:05	8:25	0	0	0	45	0
30-Oct-92	2	2	21	2	9:25	9:45	0	0	0	325	0
30-Oct-92	2	3	29	2	10:20	10:40	0	0	0	100	0
30-Oct-92	2	4	07	2	11:30	11:45	0	0	0	1	0
30-Oct-92	2	5	16	2	12:15	12:35	0	0	0	75	0
02-Nov-92	2	1	30	2	8:20	8:35	0	0	0	70	0
02-Nov-92	2	2	19	2	9:00	9:20	0	0	0	50	1
02-Nov-92	2	3	29	2	9:45	10:05	0	1	0	125	0

Daily Seine Test Fishing Data, Johnstone Strait, 1992

Date	Vess #	Set #	Loc Code	Key Code	Set Time		Catch				
					Start	Finish	Sock	Coho	Pink	Chum	Chin
02-Nov-92	2	4	21	2	10:40	11:00	0	0	0	700	0
02-Nov-92	2	5	28	2	11:30	11:45	0	0	0	2	0
02-Nov-92	2	6	16	2	12:35	12:55	0	0	0	70	0
04-Nov-92	2	1	30	2	8:10	8:30	0	0	0	50	0
04-Nov-92	2	2	19	2	9:00	9:20	0	0	0	100	0
04-Nov-92	2	3	29	2	9:45	10:05	0	0	0	150	0
04-Nov-92	2	4	21	2	10:40	11:00	0	0	0	150	0
04-Nov-92	2	5	28	2	11:30	11:45	0	0	0	4	0
04-Nov-92	2	6	07	2	12:10	12:25	0	0	0	0	0

Daily Seine Test Fishing Data, Johnstone Strait, 1993

Date	Vess #	Set #	Loc Code	Key Code	Set Time		Catch				
					Start	Finish	Sock	Coho	Pink	Chum	Chin
03-Sep-93	1	1	21	2	10:45	11:30	250	0	250	1	0
03-Sep-93	1	2	29	2	12:20	12:38	10	0	100	2	0
03-Sep-93	1	3	19	2	13:24	13:47	2500	0	500	6	0
03-Sep-93	1	4	30	2	15:05	15:25	600	0	400	0	0
03-Sep-93	1	5	32	2	16:05	16:30	1500	0	1500	0	1
03-Sep-93	1	6	16	2	17:03	17:15	500	1	500	0	0
04-Sep-93	1	1	16	2	8:05	8:20	60	1	34	4	0
04-Sep-93	1	2	30	2	9:10	9:28	500	0	1000	12	0
04-Sep-93	1	3	35	2	10:20	10:35	1000	0	1000	10	2
04-Sep-93	1	4	29	2	11:05	11:25	2500	0	2500	0	0
04-Sep-93	1	5	07	2	12:52	13:10	300	0	200	5	1
04-Sep-93	1	6	37	2	13:53	14:13	50	3	550	1	0
05-Sep-93	1	1	35	2	9:00	9:18	50	1	200	6	0
05-Sep-93	1	2	30	2	9:49	10:05	12	0	75	4	3
05-Sep-93	1	3	29	2	11:55	12:19	1500	3	3500	50	0
05-Sep-93	1	4	21	2	13:05	13:27	400	0	6500	100	1
05-Sep-93	1	5	37	2	14:40	15:03	400	1	3500	50	1
05-Sep-93	1	6	16	2	15:47	16:05	200	0	3000	10	0
09-Sep-93	1	1	08	2	9:00	9:17	8	0	55	12	0
09-Sep-93	1	2	06	2	10:00	10:20	0	0	10	0	0
09-Sep-93	1	3	09	2	10:50	11:07	10	0	200	19	0
09-Sep-93	1	4	05	2	11:51	12:10	6	2	100	60	0
09-Sep-93	1	5	18	2	12:43	13:00	0	0	3	8	1
09-Sep-93	1	6	12	2	13:30	13:50	6	0	350	60	2
10-Sep-93	1	1	13	2	8:40	8:58	2	1	50	10	0
10-Sep-93	1	2	17	2	9:43	10:00	2	1	20	2	0
10-Sep-93	1	3	11	2	10:30	10:50	0	0	1	0	0
10-Sep-93	1	4	18	2	11:07	11:28	0	0	10	3	0
10-Sep-93	1	5	09	2	11:53	12:10	4	0	2	0	0
10-Sep-93	1	6	08	2	12:38	12:57	2	0	25	4	0
13-Sep-93	1	1	03	2	8:00	8:18	2	0	10	6	0
13-Sep-93	1	2	02	2	9:33	9:50	9	2	20	3	1
13-Sep-93	1	3	17	2	10:17	10:35	4	2	6	12	0
13-Sep-93	1	4	13	2	11:15	11:33	40	12	500	200	0
13-Sep-93	1	5	09	2	12:35	12:52	6	3	200	65	1
13-Sep-93	1	6	08	2	13:27		2	2	50	25	0
14-Sep-93	1	1	06	2	8:09	8:26	0	0	6	1	0
14-Sep-93	1	2	02	2	9:00	9:24	30	10	350	80	2
14-Sep-93	1	3	10	2	10:35	10:52	6	1	80	85	0
14-Sep-93	1	4	05	2	11:27	11:45	10	2	100	50	0
14-Sep-93	1	5	14	2	12:30	12:47	6	0	80	20	0
14-Sep-93	1	6	38	2	13:35	13:49	3	1	20	3	0
15-Sep-93	1	1	09	2	8:05	8:22	2	2	10	3	0
15-Sep-93	1	2	02	2	9:57	10:20	8	6	500	150	0

Daily Seine Test Fishing Data, Johnstone Strait, 1993

Date	Vess #	Set #	Loc Code	Key Code	Set Time		Catch				
					Start	Finish	Sock	Coho	Pink	Chum	Chin
15-Sep-93	1	3	17	2	10:55	11:13	4	2	40	25	1
15-Sep-93	1	4	13	2	12:05	12:29	10	25	690	280	3
15-Sep-93	1	5	07	2	13:10	13:27	0	2	6	6	0
15-Sep-93	1	6	01	2	14:05	14:24	2	1	75	45	0
16-Sep-93	1	1	12	2	7:48	8:05	25	0	300	85	0
16-Sep-93	1	2	05	2	9:00	9:20	0	0	2	11	0
16-Sep-93	1	3	14	2	9:52	10:05	0	6	12	45	0
16-Sep-93	1	4	10	2	10:30	10:50	0	12	92	52	0
16-Sep-93	1	5	18	2	12:44	12:55	4	3	80	55	1
16-Sep-93	1	6	01	2	13:57		0	0	1	6	1
17-Sep-93	1	1	08	2	7:52	8:11	0	2	45	11	0
17-Sep-93	1	2	12	2	8:29	8:47	0	2	12	12	0
17-Sep-93	1	3	05	2	9:25	9:45	0	0	1	26	0
17-Sep-93	1	4	02	2	11:05	11:35	2	3	75	16	0
17-Sep-93	1	5	07	2	12:29	12:46	0	0	10	4	0
17-Sep-93	1	6	13	2	13:26	13:45	0	2	200	30	0
27-Sep-93	1	1	01	2	8:43	9:00	0	1	1	35	0
27-Sep-93	1	2	02	2	9:35	9:56	0	0	7	420	0
27-Sep-93	1	3	13	2	11:00	11:17	1	10	12	2500	0
27-Sep-93	1	4	09	2	12:23	12:40	0	0	4	8	0
27-Sep-93	1	5	18	2	13:08	13:26	0	0	0	75	0
27-Sep-93	1	6	08	2	14:00	14:15	0	0	0	0	0
28-Sep-93	1	1	05	2	8:15	8:35	0	1	0	60	0
28-Sep-93	1	2	10	2	9:40	10:00	0	2	1	50	0
28-Sep-93	1	3	13	2	11:45	12:10	1	10	5	2000	0
28-Sep-93	1	4	07	2	12:55	13:10	0	0	3	93	0
28-Sep-93	1	5	17	2	13:35	13:50	0	0	0	24	0
28-Sep-93	1	6	01	2	14:09	14:26	0	1	0	25	0
29-Sep-93	1	1	09	2	8:27	8:45	0	0	0	0	0
29-Sep-93	1	2	05	2	9:13	9:30	0	1	0	6	0
29-Sep-93	1	3	10	2	10:02	10:25	0	3	6	200	0
29-Sep-93	1	4	14	2	11:20	11:37	0	5	12	390	0
29-Sep-93	1	5	18	2	12:25	12:47	0	3	4	430	0
29-Sep-93	1	6	08	2	13:30		0	0	1	1	0
30-Sep-93	1	1	12	2	7:50	8:10	0	1	2	90	0
30-Sep-93	1	2	09	2	8:30	8:49	0	1	0	150	0
30-Sep-93	1	3	15	2	10:04	10:20	0	0	1	50	0
30-Sep-93	1	4	02	2	11:00	11:25	0	4	3	280	1
30-Sep-93	1	5	13	2	12:44	13:05	0	10	0	2500	0
30-Sep-93	1	6	17	2	13:37	13:55	0	0	0	6	0
01-Oct-93	1	1	12	2	8:00	8:18	0	0	0	25	0
01-Oct-93	1	2	09	2	8:45	9:06	0	0	6	350	0
01-Oct-93	1	3	05	2	9:37	9:55	0	1	0	170	0
01-Oct-93	1	4	10	2	10:50	11:15	0	2	1	63	0
01-Oct-93	1	5	18	2	12:39	12:59	0	0	0	400	0

Daily Seine Test Fishing Data, Johnstone Strait, 1993

Date	Vess #	Set #	Loc Code	Key Code	Set Time		Catch				
					Start	Finish	Sock	Coho	Pink	Chum	Chin
01-Oct-93	1	6	07	2	13:43	14:00	0	0	0	4	0
02-Oct-93	1	1	08	2	7:50	8:05	0	0	6	1200	0
02-Oct-93	1	2	12	2	8:23	8:40	0	0	3	1700	0
02-Oct-93	1	3	09	2	9:12	9:30	0	0	0	150	0
02-Oct-93	1	4	05	2	10:02	10:18	0	0	0	325	0
02-Oct-93	1	5	02	2	12:20	12:40	0	6	3	1200	0
02-Oct-93	1	6	13	2	13:32	13:50	0	6	0	3000	0
03-Oct-93	1	1	08	2	7:53	8:10	0	0	0	470	0
03-Oct-93	1	2	12	2	8:38	8:55	0	6	3	190	0
03-Oct-93	1	3	05	2	9:49	10:08	0	0	0	212	0
03-Oct-93	1	4	10	2	11:21	11:40	0	1	0	100	1
03-Oct-93	1	5	02	2	13:15	13:32	0	2	0	360	0
03-Oct-93	1	6	09	2	14:25	14:45	0	0	1	30	0
04-Oct-93	1	1	08	2	7:44	8:03	0	0	0	300	0
04-Oct-93	1	2	12	2	8:25	8:40	0	1	2	70	0
04-Oct-93	1	3	06	2	10:42	11:00	0	0	0	200	0
04-Oct-93	1	4	09	2	11:22	11:40	0	1	0	150	0
04-Oct-93	1	5	05	2	12:25	12:43	0	0	0	800	0
04-Oct-93	1	6	15	2	13:40	14:00	0	0	0	400	0
05-Oct-93	1	1	06	2	7:55	8:13	0	0	0	8	0
05-Oct-93	1	2	08	2	8:50	9:08	0	0	1	65	0
05-Oct-93	1	3	05	2	9:30	9:47	0	0	0	150	0
05-Oct-93	1	4	09	2	12:08	12:24	0	2	0	1	0
05-Oct-93	1	5	13	2	13:17	13:35	0	6	0	475	1
05-Oct-93	1	6	01	2	14:10	14:26	0	0	0	20	0
06-Oct-93	1	1	06	2	8:38	8:58	0	0	0	400	0
06-Oct-93	1	2	04	2	9:24	9:45	0	0	1	260	0
06-Oct-93	1	3	08	2	10:13	10:30	0	1	0	150	0
06-Oct-93	1	4	05	2	11:05	11:24	0	0	0	225	0
06-Oct-93	1	5	07	2	13:19	13:30	0	0	0	125	0
06-Oct-93	1	6	38	2	14:20	14:35	0	0	0	100	0
07-Oct-93	1	1	07	2	8:30	8:47	0	2	0	300	0
07-Oct-93	1	2	11	2	9:20	9:41	0	0	0	125	0
07-Oct-93	1	3	04	2	10:20	10:38	0	0	0	100	0
07-Oct-93	1	4	05	2	11:44	12:02	0	0	0	578	0
07-Oct-93	1	5	06	2	13:18	13:35	0	0	0	465	0
07-Oct-93	1	6	09	2	13:59	14:20	0	0	0	200	0
08-Oct-93	1	1	07	2	9:11	9:28	0	0	0	75	0
08-Oct-93	1	2	08	2	10:13	10:36	0	0	0	630	0
08-Oct-93	1	3	12	2	11:10	11:30	0	6	1	1500	0
08-Oct-93	1	4	09	2	12:30	12:50	0	1	1	175	0
08-Oct-93	1	5	05	2	13:41	13:59	0	0	2	218	0
08-Oct-93	1	6	38	2	14:44	15:02	0	0	0	0	0
09-Oct-93	1	1	13	2	8:20	8:35	0	0	0	5000	1
09-Oct-93	1	2	01	2	9:35	9:52	0	0	0	30	0

Daily Seine Test Fishing Data, Johnstone Strait, 1993

Date	Vess #	Set #	Loc Code	Key Code	Set Time		Catch				
					Start	Finish	Sock	Coho	Pink	Chum	Chin
09-Oct-93	1	3	11	2	10:36	10:54	0	0	0	485	0
09-Oct-93	1	4	08	2	11:39	11:57	0	0	0	600	0
09-Oct-93	1	5	12	2	12:40	13:00	0	0	1	440	0
09-Oct-93	1	6	04	2	13:32	13:50	0	0	0	1000	0
11-Oct-93	1	1	10	2	9:30	9:50	0	0	0	60	0
11-Oct-93	1	2	14	2	10:10	10:30	0	0	0	154	0
11-Oct-93	1	3	05	2	10:54	11:10	0	0	0	120	0
11-Oct-93	1	4	17	2	11:57	12:20	0	0	0	24	0
11-Oct-93	1	5	04	2	13:00	13:19	0	0	0	151	0
11-Oct-93	1	6	08	2	13:45	14:02	0	0	0	380	0
12-Oct-93	1	1	02	2	8:11	8:30	0	1	0	2750	1
12-Oct-93	1	2	13	2	10:13	10:38	0	0	0	1500	0
12-Oct-93	1	3	01	2	12:07	12:23	0	0	0	30	0
12-Oct-93	1	4	04	2	13:13	13:35	0	0	1	50	0
12-Oct-93	1	5	06	2	14:21	14:40	0	0	0	41	0
12-Oct-93	1	6	38	2	16:08	16:25	0	0	0	2	0
13-Oct-93	1	1	02	2	8:45	9:07	0	0	0	250	0
13-Oct-93	1	2	15	2	9:28	9:45	0	0	0	31	0
13-Oct-93	1	3	07	2	10:12	10:29	0	1	0	12	0
13-Oct-93	1	4	13	2	10:58	11:20	0	1	0	300	0
13-Oct-93	1	5	17	2	12:40		0	0	0	0	0
13-Oct-93	1	6	01	2	13:10	13:27	0	1	0	125	0
14-Oct-93	1	1	09	2	7:49	8:07	0	0	0	6	0
14-Oct-93	1	2	03	2	8:55	9:15	0	0	0	2	0
14-Oct-93	1	3	15	2	10:05	10:21	0	0	0	50	0
14-Oct-93	1	4	18	2	10:42	11:04	0	0	0	190	0
14-Oct-93	1	5	10	2	11:50	12:05	0	2	0	180	1
14-Oct-93	1	6	14	2	12:37	12:57	0	0	0	100	0
15-Oct-93	1	1	12	2	8:45	9:01	0	1	0	250	0
15-Oct-93	1	2	13	2	12:01	12:23	0	5	1	1000	0
15-Oct-93	1	3	01	2	13:15	13:34	0	4	0	1400	0
15-Oct-93	1	4	38	2	14:04	14:18	0	0	0	225	0
16-Oct-93	1	1	15	2	10:10	10:22	0	0	0	50	0
16-Oct-93	1	2	02	2	11:00	11:20	0	0	0	190	0
16-Oct-93	1	3	07	2	11:55	12:15	0	0	1	250	0
16-Oct-93	1	4	13	2	13:37	14:00	0	5	0	5000	0
16-Oct-93	1	5	17	2	14:40	15:00	0	0	0	350	0
16-Oct-93	1	6	01	2	15:25	15:45	0	0	0	50	0
17-Oct-93	1	1	08	2	7:48	8:05	0	0	0	1200	0
17-Oct-93	1	2	12	2	8:50	9:10	0	0	0	160	0
17-Oct-93	1	3	14	2	10:07	10:25	0	0	0	600	0
17-Oct-93	1	4	10	2	10:55	11:15	0	0	0	43	0
17-Oct-93	1	5	05	2	12:24	12:41	0	0	0	600	0
17-Oct-93	1	6	18	2	13:13		0	0	0	5000	0
18-Oct-93	1	1	08	2	7:46	8:05	0	0	0	3	0

Daily Seine Test Fishing Data, Johnstone Strait, 1993

Date	Vess #	Set #	Loc Code	Key Code	Set Time		Catch				
					Start	Finish	Sock	Coho	Pink	Chum	Chin
18-Oct-93	1	2	11	2	10:25	10:41	0	0	0	1	0
18-Oct-93	1	3	14	2	11:38	11:55	0	0	0	300	0
18-Oct-93	1	4	10	2	12:30	12:50	0	0	0	0	0
18-Oct-93	1	5	13	2	14:00	14:25	0	3	0	250	0
18-Oct-93	1	6	38	2	15:10	15:30	0	0	0	125	0
19-Oct-93	1	1	04	2	8:20	8:36	0	0	0	500	0
19-Oct-93	1	2	08	2	8:55	9:13	0	0	0	100	0
19-Oct-93	1	3	05	2	10:45	11:04	0	0	0	2000	0
19-Oct-93	1	4	15	2	12:55	13:07	0	0	0	325	0
19-Oct-93	1	5	02	2	14:00	14:20	0	0	1	200	0
19-Oct-93	1	6	38	2	14:56		0	0	0	0	0
20-Oct-93	1	1	06	2	8:40	8:57	0	0	0	50	0
20-Oct-93	1	2	08	2	9:57	10:15	0	0	0	150	0
20-Oct-93	1	3	12	2	10:30	10:50	0	0	0	360	0
20-Oct-93	1	4	05	2	11:25	11:50	0	0	0	15	0
20-Oct-93	1	5	09	2	12:20	12:35	0	0	0	175	0
20-Oct-93	1	6	11	2	13:05	13:27	0	0	0	0	0
21-Oct-93	1	1	08	2	8:25	8:43	0	0	0	9	0
21-Oct-93	1	2	04	2	9:00	9:20	0	0	0	0	0
21-Oct-93	1	3	06	2	9:35	9:55	0	0	0	8	0
21-Oct-93	1	4	18	2	10:22	10:40	0	0	0	275	0
21-Oct-93	1	5	05	2	11:10	11:27	0	0	0	150	0
21-Oct-93	1	6	12	2	12:10	12:30	0	0	0	0	0
22-Oct-93	1	1	05	2	8:30	8:47	0	0	0	8	0
22-Oct-93	1	2	09	2	9:15	9:31	0	0	0	250	0
22-Oct-93	1	3	18	2	9:55	10:17	0	0	0	200	0
22-Oct-93	1	4	06	2	10:40	11:00	0	0	0	50	0
22-Oct-93	1	5	08	2	11:25	11:41	0	0	0	0	0
22-Oct-93	1	6	04	2	12:30	12:48	0	0	0	350	0
23-Oct-93	1	1	18	2	9:05	9:25	0	0	0	6	0
23-Oct-93	1	2	05	2	9:52	10:10	0	0	0	7	0
23-Oct-93	1	3	08	2	11:00	11:17	0	0	0	0	0
23-Oct-93	1	4	04	2	11:45	12:07	0	0	0	50	0
26-Oct-93	1	1	02	2	9:20	9:37	0	0	0	2500	0
26-Oct-93	1	2	13	2	10:20	10:35	0	0	0	7500	0
26-Oct-93	1	3	11	2	11:20	11:40	0	0	0	2500	0
26-Oct-93	1	4	15	2	12:20	12:40	0	0	0	570	0
26-Oct-93	1	5	09	2	13:10	13:30	0	0	0	230	0
26-Oct-93	1	6	38	2	14:05	14:25	0	0	0	0	0
27-Oct-93	1	1	10	2	8:45	9:00	0	0	0	85	0
27-Oct-93	1	2	02	2	10:10	10:25	0	0	0	1400	0
27-Oct-93	1	3	13	2	11:00	11:20	0	0	0	1600	0
27-Oct-93	1	4	07	2	11:40	12:00	0	0	0	225	0
27-Oct-93	1	5	17	2	12:45	13:05	0	0	0	2150	0
27-Oct-93	1	6	01	2	13:55	14:10	0	0	0	56	0

Daily Seine Test Fishing Data, Johnstone Strait, 1993

Date	Vess #	Set #	Loc Code	Key Code	Set Time		Catch				
					Start	Finish	Sock	Coho	Pink	Chum	Chin
28-Oct-93	1	1	12	2	8:30	8:50	0	0	0	2100	0
28-Oct-93	1	2	05	2	9:45	10:00	0	0	0	0	0
28-Oct-93	1	3	09	2	11:05	11:25	0	0	0	112	0
28-Oct-93	1	4	13	2	12:00	12:15	0	0	0	140	0
28-Oct-93	1	5	17	2	12:40	13:00	0	0	0	3500	0
28-Oct-93	1	6	01	2	13:20	13:35	0	0	0	87	0
29-Oct-93	1	1	08	2	8:40	9:00	0	0	0	0	0
29-Oct-93	1	2	12	2	9:30	9:50	0	0	0	1200	0
29-Oct-93	1	3	05	2	10:35	10:50	0	0	0	170	0
29-Oct-93	1	4	02	2	11:30	11:50	0	0	0	148	0
29-Oct-93	1	5	13	2	12:40	13:00	0	0	0	1800	0
29-Oct-93	1	6	17	2	13:45	14:05	0	0	0	0	0
30-Oct-93	1	1	08	2	8:40	9:00	0	0	0	2000	0
30-Oct-93	1	2	12	2	9:10	9:25	0	0	0	2000	0
30-Oct-93	1	3	03	2	10:10	10:25	0	0	0	5000	0
30-Oct-93	1	4	09	2	11:20	11:35	0	0	0	1450	0
30-Oct-93	1	5	15	2	12:15	12:30	0	0	0	135	0
30-Oct-93	1	6	38	2	13:10	13:25	0	0	0	0	0
31-Oct-93	1	1	12	2	8:10	8:25	0	0	0	1200	0
31-Oct-93	1	2	05	2	9:05	9:25	0	0	0	175	0
31-Oct-93	1	3	10	2	9:40	10:00	0	0	0	42	0
31-Oct-93	1	4	02	2	11:05	11:20	0	0	0	750	0
31-Oct-93	1	5	13	2	12:10	12:25	0	0	0	1500	0
31-Oct-93	1	6	17	2	13:05	13:20	0	0	0	6	0
01-Nov-93	1	1	12	2	8:45	9:05	0	0	0	21	0
01-Nov-93	1	2	05	2	9:30	9:50	0	0	0	210	0
01-Nov-93	1	3	14	2	10:15	10:30	0	0	0	148	0
01-Nov-93	1	4	06	2	11:00	11:15	0	0	0	325	0
01-Nov-93	1	5	13	2	11:55	12:15	0	0	0	117	0
30-Aug-93	2	1	30	2	8:15	8:35	1300	0	900	2	1
30-Aug-93	2	2	28	2	9:15	9:30	90	0	10	0	0
30-Aug-93	2	3	21	2	10:10	10:30	2500	0	1200	4	0
30-Aug-93	2	4	29	2	11:25	11:45	1000	0	2000	3	1
30-Aug-93	2	5	19	2	12:35	12:55	3000	0	1500	4	2
30-Aug-93	2	6	07	2	13:45	14:00	7	1	40	0	0
06-Sep-93	2	1	30	2	8:45	9:05	25	1	120	4	0
06-Sep-93	2	2	28	2	9:50	10:10	12	0	25	9	0
06-Sep-93	2	3	21	2	11:25	11:50	150	0	1950	12	0
06-Sep-93	2	4	29	2	12:25	13:00	325	3	2375	14	4
06-Sep-93	2	5	19	2	13:35	13:55	500	2	2100	14	0
06-Sep-93	2	6	16	2	14:55	15:15	50	0	450	0	1
07-Sep-93	2	1	30	2	11:00	11:15	75	0	675	3	6
07-Sep-93	2	2	28	2	12:00	12:15	1	0	5	1	0
07-Sep-93	2	3	21	2	12:45	13:05	300	0	1700	11	0
07-Sep-93	2	4	29	2	13:45	14:10	525	0	2975	30	0

Daily Seine Test Fishing Data, Johnstone Strait, 1993

Date	Vess #	Set #	Loc Code	Key Code	Set Time		Catch				
					Start	Finish	Sock	Coho	Pink	Chum	Chin
07-Sep-93	2	5	19	2	14:40	15:05	650	0	3550	32	0
07-Sep-93	2	6	07	2	15:50	16:10	3	5	12	30	0
13-Sep-93	2	1	30	2	8:05	8:25	20	1	240	40	0
13-Sep-93	2	2	28	2	9:15	9:30	5	1	25	3	0
13-Sep-93	2	3	21	2	10:10	10:30	25	6	150	25	1
13-Sep-93	2	4	29	2	11:20	11:45	25	4	175	12	1
13-Sep-93	2	5	19	2	12:15	12:35	20	0	350	20	0
13-Sep-93	2	6	16	2	13:40	14:00	300	0	4650	50	1
14-Sep-93	2	1	30	2	8:30	8:50	12	2	120	25	0
14-Sep-93	2	2	28	2	10:00	10:15	1	6	12	9	0
14-Sep-93	2	3	21	2	10:50	11:15	6	6	190	26	0
14-Sep-93	2	4	29	2	12:00	12:20	4	2	110	30	0
14-Sep-93	2	5	19	2	13:00	13:20	3	0	60	10	0
14-Sep-93	2	6	16	2	14:25	14:45	200	6	3900	90	0
15-Sep-93	2	1	07	2	8:15	8:30	1	1	1	0	0
15-Sep-93	2	2	28	2	9:05	9:25	2	1	25	2	1
15-Sep-93	2	3	21	2	9:55	10:20	50	2	800	40	2
15-Sep-93	2	4	29	2	11:10	11:35	50	5	650	40	0
15-Sep-93	2	5	19	2	12:15	12:35	100	4	1000	75	0
15-Sep-93	2	6	30	2	12:45	13:05	100	6	600	55	0
16-Sep-93	2	1	30	2	8:25	8:45	10	3	130	33	0
16-Sep-93	2	2	28	2	9:35	9:50	0	2	20	2	2
16-Sep-93	2	3	21	2	10:25	10:45	25	3	325	30	1
16-Sep-93	2	4	29	2	11:35	11:55	60	6	700	70	2
16-Sep-93	2	5	19	2	12:30	12:50	150	20	1800	130	4
16-Sep-93	2	6	16	2	14:00	14:20	10	4	140	30	2
17-Sep-93	2	1	07	2	8:00	8:15	1	6	90	4	0
17-Sep-93	2	2	28	2	9:05	9:20	1	0	2	2	0
17-Sep-93	2	3	21	2	9:50	10:15	12	2	250	40	1
17-Sep-93	2	4	29	2	10:55	11:20	25	3	500	40	2
17-Sep-93	2	5	19	2	11:55	12:15	125	12	1600	100	6
17-Sep-93	2	6	30	2	13:05	13:25	0	3	60	12	0
24-Sep-93	2	1	30	2	8:25	8:45	1	10	40	150	0
24-Sep-93	2	2	28	2	9:20	9:35	0	0	0	0	0
24-Sep-93	2	3	21	2	10:05	10:30	0	3	15	40	1
24-Sep-93	2	4	29	2	11:05	11:30	4	15	30	450	0
24-Sep-93	2	5	19	2	12:10	12:25	0	2	6	50	0
24-Sep-93	2	6	16	2	13:15	13:35	0	3	35	60	3
25-Sep-93	2	1	07	2	8:10	8:25	0	1	4	60	0
25-Sep-93	2	2	28	2	9:00	9:15	0	0	2	25	0
25-Sep-93	2	3	21	2	9:55	10:15	0	3	12	30	0
25-Sep-93	2	4	29	2	11:10	11:35	1	4	12	150	1
25-Sep-93	2	5	19	2	12:10	12:35	0	2	12	140	0
25-Sep-93	2	6	16	2	14:00	14:20	0	3	6	40	1
27-Sep-93	2	1	30	2	9:00	9:20	0	5	10	200	0

Daily Seine Test Fishing Data, Johnstone Strait, 1993

Date	Vess #	Set #	Loc Code	Key Code	Set Time		Catch				
					Start	Finish	Sock	Coho	Pink	Chum	Chin
27-Sep-93	2	2	28	2	10:00	10:20	0	1	1	0	0
27-Sep-93	2	3	21	2	10:55	11:20	0	10	30	300	0
27-Sep-93	2	4	29	2	12:05	12:25	1	3	6	300	0
27-Sep-93	2	5	19	2	13:15	13:35	0	20	25	1000	1
27-Sep-93	2	6	16	2	14:35	14:55	0	6	10	250	0
28-Sep-93	2	1	30	2	8:45	9:05	1	10	10	700	0
28-Sep-93	2	2	07	2	9:35	9:50	0	0	0	3	0
28-Sep-93	2	3	28	2	10:30	10:45	0	3	1	100	0
28-Sep-93	2	4	21	2	11:20	11:45	0	18	15	225	0
28-Sep-93	2	5	29	2	12:20	12:40	0	0	1	60	0
28-Sep-93	2	6	19	2	13:10	13:40	1	10	2	110	0
29-Sep-93	2	1	30	2	8:20	8:40	1	6	12	90	0
29-Sep-93	2	2	28	2	9:15	9:30	0	2	0	45	0
29-Sep-93	2	3	21	2	10:05	10:25	0	0	4	33	1
29-Sep-93	2	4	29	2	11:05	11:25	0	6	6	150	1
29-Sep-93	2	5	19	2	11:50	12:10	0	1	0	3	2
29-Sep-93	2	6	16	2	12:55	13:15	1	15	12	525	0
30-Sep-93	2	1	07	2	8:35	8:50	0	2	1	14	0
30-Sep-93	2	2	16	2	9:35	9:55	0	12	25	300	0
30-Sep-93	2	3	30	2	10:40	11:05	0	25	20	550	1
30-Sep-93	2	4	29	2	11:35	11:55	0	6	20	275	1
30-Sep-93	2	5	28	2	12:30	12:45	0	4	0	150	0
30-Sep-93	2	6	19	2	13:20		0	0	2	10	0
01-Oct-93	2	1	07	2	8:20	8:35	0	0	0	4	0
01-Oct-93	2	2	28	2	9:15	9:30	0	1	2	1	0
01-Oct-93	2	3	21	2	10:05	10:25	0	6	15	575	0
01-Oct-93	2	4	29	2	11:10	11:40	0	3	8	300	1
01-Oct-93	2	5	19	2	12:15	12:30	0	6	6	900	0
01-Oct-93	2	6	30	2	13:05	13:35	0	20	20	1100	1
02-Oct-93	2	1	07	2	8:15	8:30	0	0	0	5	0
02-Oct-93	2	2	28	2	9:25	9:40	0	0	1	0	0
02-Oct-93	2	3	21	2	10:15	10:40	0	6	10	800	0
02-Oct-93	2	4	29	2	11:20	11:45	0	0	15	350	0
02-Oct-93	2	5	19	2	12:15	12:35	0	1	15	650	0
02-Oct-93	2	6	30	2	13:15	13:35	0	1	3	40	0
03-Oct-93	2	1	07	2	8:20	8:35	0	0	0	0	0
03-Oct-93	2	2	28	2	9:40	9:55	0	0	0	0	0
03-Oct-93	2	3	21	2	10:35	10:55	0	5	4	30	3
03-Oct-93	2	4	29	2	11:35	11:55	0	5	6	1100	0
03-Oct-93	2	5	19	2	12:45	13:05	0	3	30	2100	2
03-Oct-93	2	6	30	2	13:45	14:05	0	2	3	3	0
04-Oct-93	2	1	16	2	7:45	8:05	0	1	2	40	0
04-Oct-93	2	2	28	2	9:15	9:35	0	0	0	0	0
04-Oct-93	2	3	21	2	10:05	10:30	0	1	0	27	0
04-Oct-93	2	4	29	2	11:05	11:25	0	3	1	140	0

Daily Seine Test Fishing Data, Johnstone Strait, 1993

Date	Vess #	Set #	Loc Code	Key Code	Set Time		Catch				
					Start	Finish	Sock	Coho	Pink	Chum	Chin
04-Oct-93	2	5	19	2	11:50	12:15	0	0	0	475	0
04-Oct-93	2	6	30	2	12:45	13:00	0	0	5	1000	0
05-Oct-93	2	1	07	2	8:05	8:25	0	0	0	0	0
05-Oct-93	2	2	28	2	9:15	9:30	0	2	2	315	0
05-Oct-93	2	3	21	2	10:15	10:35	0	4	0	675	0
05-Oct-93	2	4	29	2	11:20	11:35	0	15	0	1700	0
05-Oct-93	2	5	19	2	12:15	12:35	0	6	1	1000	0
05-Oct-93	2	6	30	2	13:10	13:25	0	10	2	400	0
06-Oct-93	2	1	30	2	8:25	8:47	0	10	1	3190	0
06-Oct-93	2	2	16	2	9:40	10:00	0	3	0	230	0
06-Oct-93	2	3	28	2	10:35	10:52	0	0	0	10	0
06-Oct-93	2	4	21	2	11:25	11:45	0	1	0	35	0
06-Oct-93	2	5	29	2	12:25	12:45	0	5	5	1720	0
06-Oct-93	2	6	19	2	13:20	13:35	1	10	0	3710	0
07-Oct-93	2	1	29	2	8:30	8:55	0	2	0	2400	0
07-Oct-93	2	2	21	2	9:40	10:00	0	4	0	3600	1
07-Oct-93	2	3	28	2	10:50	11:05	0	1	0	2	0
07-Oct-93	2	4	19	2	11:30	11:50	0	3	2	600	0
07-Oct-93	2	5	30	2	12:20	12:35	0	3	3	425	0
07-Oct-93	2	6	16	2	13:15	13:35	0	3	3	500	1
08-Oct-93	2	1	30	2	8:25	8:45	0	0	1	150	0
08-Oct-93	2	2	29	2	9:20	9:40	0	2	0	575	0
08-Oct-93	2	3	21	2	10:15	10:35	0	4	3	700	0
08-Oct-93	2	4	28	2	11:15	11:30	0	0	0	17	0
08-Oct-93	2	5	19	2	12:00	12:20	0	0	1	170	0
08-Oct-93	2	6	16	2	13:05	13:20	0	1	1	325	0
09-Oct-93	2	1	07	2	8:10	8:25	0	0	0	1	0
09-Oct-93	2	2	28	2	9:00	9:15	0	0	1	140	0
09-Oct-93	2	3	21	2	9:45	10:05	0	0	0	2400	0
09-Oct-93	2	4	29	2	11:00	11:15	0	0	1	3100	0
09-Oct-93	2	5	19	2	11:55	12:20	0	1	1	700	0
09-Oct-93	2	6	30	2	13:00	13:15	0	1	1	2	0
10-Oct-93	2	1	30	2	8:15	8:30	0	0	0	70	0
10-Oct-93	2	2	07	2	9:00	9:15	0	0	0	4	0
10-Oct-93	2	3	28	2	9:50	10:05	0	1	0	18	1
10-Oct-93	2	4	21	2	10:40	11:05	0	1	0	2000	0
10-Oct-93	2	5	29	2	11:55	12:15	0	5	0	800	0
10-Oct-93	2	6	19	2	12:50	13:10	0	2	0	275	0
12-Oct-93	2	1	30	2	8:25	8:45	0	3	0	650	0
12-Oct-93	2	2	29	2	9:35	9:55	0	2	0	610	0
12-Oct-93	2	3	28	2	10:30	10:45	0	0	0	64	0
12-Oct-93	2	4	21	2	11:25	11:45	0	4	0	1150	1
12-Oct-93	2	5	19	2	13:25	13:40	0	0	1	500	0
12-Oct-93	2	6	16	2	14:25	14:40	0	2	0	750	0
13-Oct-93	2	1	07	2	8:15	8:30	0	0	0	10	0

Daily Seine Test Fishing Data, Johnstone Strait, 1993

Date	Vess #	Set #	Loc Code	Key Code	Set Time		Catch				
					Start	Finish	Sock	Coho	Pink	Chum	Chin
13-Oct-93	2	2	28	2	9:15	9:30	0	1	0	0	0
13-Oct-93	2	3	21	2	9:55	10:10	0	1	0	550	0
13-Oct-93	2	4	29	2	10:50	11:10	0	3	0	1400	1
13-Oct-93	2	5	19	2	11:45	12:05	0	0	0	125	0
13-Oct-93	2	6	16	2	12:30	12:50	0	2	0	275	0
14-Oct-93	2	1	07	2	8:20	8:35	0	0	0	0	0
14-Oct-93	2	2	30	2	9:05	9:25	0	0	0	425	0
14-Oct-93	2	3	29	2	10:00	10:15	0	3	0	325	0
14-Oct-93	2	4	21	2	10:45	11:00	0	3	0	2000	0
14-Oct-93	2	5	28	2	11:50	12:05	0	0	0	550	0
14-Oct-93	2	6	19	2	12:45	13:05	0	0	0	45	0
15-Oct-93	2	1	07	2	8:10	8:25	0	0	0	40	0
15-Oct-93	2	2	28	2	9:10	9:25	0	0	0	0	0
15-Oct-93	2	3	21	2	10:00	10:15	0	0	0	225	0
15-Oct-93	2	4	29	2	10:50	11:05	0	0	0	1600	0
15-Oct-93	2	5	19	2	11:40	11:55	0	0	0	5000	0
15-Oct-93	2	6	30	2	12:40	12:55	0	1	0	1200	0
16-Oct-93	2	1	07	2	8:15	8:30	0	0	0	0	0
16-Oct-93	2	2	28	2	9:20	9:35	0	0	0	325	0
16-Oct-93	2	3	21	2	10:10	10:25	0	0	0	12000	0
16-Oct-93	2	4	29	2	11:10	11:25	0	0	0	275	0
16-Oct-93	2	5	19	2	11:55	12:10	0	2	0	1700	0
16-Oct-93	2	6	16	2	13:10	13:30	0	0	0	850	0
17-Oct-93	2	1	07	2	8:15	8:30	0	0	0	0	0
17-Oct-93	2	2	28	2	9:15	9:30	0	0	0	0	0
17-Oct-93	2	3	21	2	10:10	10:25	0	0	0	850	0
17-Oct-93	2	4	30	2	11:20	11:40	0	1	0	650	0
17-Oct-93	2	5	29	2	12:10	12:25	0	0	0	450	0
17-Oct-93	2	6	19	2	13:00	13:20	0	0	0	9000	0
18-Oct-93	2	1	28	2	8:40	8:55	0	0	0	1	0
18-Oct-93	2	2	21	2	9:30	9:45	0	1	0	800	0
18-Oct-93	2	3	16	2	11:05	11:20	0	0	0	9000	0
19-Oct-93	2	1	07	2	8:55	9:10	0	1	0	35	0
19-Oct-93	2	2	28	2	9:50	10:05	0	0	0	25	0
19-Oct-93	2	3	21	2	10:55	11:15	0	0	0	2000	0
19-Oct-93	2	4	29	2	11:50	12:05	0	1	0	4200	0
19-Oct-93	2	5	19	2	12:40	12:55	0	0	0	5000	0
19-Oct-93	2	6	30	2	13:40	14:00	0	1	1	750	0
20-Oct-93	2	1	21	2	9:20	9:40	0	0	0	140	0
20-Oct-93	2	2	29	2	10:30	10:40	0	0	0	1300	0
20-Oct-93	2	3	19	2	11:15	11:25	0	0	0	2000	0
20-Oct-93	2	4	07	2	12:00	12:10	0	0	0	35	0
21-Oct-93	2	1	19	2	8:50	9:10	0	0	0	1100	0
21-Oct-93	2	2	21	2	10:00	10:20	0	1	0	3500	0
22-Oct-93	2	1	30	2	8:35	8:50	0	0	0	850	0

Daily Seine Test Fishing Data, Johnstone Strait, 1993

Date	Vess #	Set #	Loc Code	Key Code	Set Time		Catch				
					Start	Finish	Sock	Coho	Pink	Chum	Chin
22-Oct-93	2	2	29	2	9:30	9:50	0	0	0	350	0
22-Oct-93	2	3	21	2	10:25	10:45	0	0	0	1000	0
22-Oct-93	2	4	07	2	11:45	12:00	0	0	0	1	0
25-Oct-93	2	1	07	2	9:15	9:30	0	0	0	225	0
25-Oct-93	2	2	21	2	10:30	10:50	0	1	0	200	0
25-Oct-93	2	3	29	2	11:20	11:40	0	0	1	1350	0
25-Oct-93	2	4	19	2	12:05	12:25	0	0	0	5500	0
25-Oct-93	2	5	30	2	13:05	13:25	0	0	0	6000	0
25-Oct-93	2	6	16	2	14:10	14:30	0	1	0	2900	0
26-Oct-93	2	1	28	2	9:30	9:45	0	0	0	40	0
26-Oct-93	2	2	21	2	10:25	10:45	0	0	0	250	0
26-Oct-93	2	3	29	2	11:15	11:35	0	0	0	4000	0
26-Oct-93	2	4	19	2	12:15	12:35	0	1	0	3000	0
26-Oct-93	2	5	30	2	13:15	13:35	0	0	0	25	0
26-Oct-93	2	6	07	2	14:00	14:15	0	0	0	2	0
27-Oct-93	2	1	30	2	8:40	9:00	0	0	0	750	2
27-Oct-93	2	2	07	2	9:35	9:50	0	1	0	250	0
27-Oct-93	2	3	28	2	10:35	10:50	0	0	0	115	0
27-Oct-93	2	4	21	2	11:25	11:45	0	2	0	135	0
27-Oct-93	2	5	29	2	12:15	12:35	0	0	0	250	0
27-Oct-93	2	6	19	2	13:00	13:20	0	0	0	340	0
28-Oct-93	2	1	21	2	9:40	10:00	0	0	0	45	0
28-Oct-93	2	2	29	2	10:30	10:50	0	0	0	490	0
28-Oct-93	2	3	19	2	11:20	11:40	0	0	0	950	0
28-Oct-93	2	4	07	2	12:25	12:40	0	0	0	70	0
28-Oct-93	2	5	30	2	13:05	13:25	0	0	0	75	0
28-Oct-93	2	6	16	2	14:05	14:25	0	1	0	575	0
29-Oct-93	2	1	30	2	9:10	9:25	0	0	0	475	0
29-Oct-93	2	2	29	2	10:05	10:25	0	0	0	650	0
29-Oct-93	2	3	21	2	11:00	11:20	0	2	0	725	0
29-Oct-93	2	4	28	2	11:55	12:10	0	0	0	0	0
29-Oct-93	2	5	19	2	12:30	12:50	0	0	0	6	0
29-Oct-93	2	6	16	2	13:35	13:55	0	0	0	27	0
30-Oct-93	2	1	30	2	9:00	9:20	0	0	0	450	0
30-Oct-93	2	2	29	2	9:55	10:15	0	0	0	1250	0
30-Oct-93	2	3	21	2	10:55	11:15	0	0	0	550	0
30-Oct-93	2	4	28	2	11:50	12:05	0	0	0	25	0
30-Oct-93	2	5	19	2	12:30	12:50	0	0	0	700	0
30-Oct-93	2	6	07	2	13:25	13:50	0	0	0	425	0
31-Oct-93	2	1	28	2	8:30	8:45	0	0	0	0	0
31-Oct-93	2	2	21	2	9:20	9:40	0	0	0	500	0
31-Oct-93	2	3	29	2	10:15	10:30	0	0	0	3500	0
31-Oct-93	2	4	19	2	11:15	11:35	0	0	0	450	0
31-Oct-93	2	5	07	2	12:15	12:30	0	0	0	1	0
31-Oct-93	2	6	16	2	13:05	13:25	0	0	0	200	0

Daily Seine Test Fishing Data, Johnstone Strait, 1993

Date	Vess #	Set #	Loc Code	Key Code	Set Time		Catch				
					Start	Finish	Sock	Coho	Pink	Chum	Chin
01-Nov-93	2	1	21	2	8:40	8:55	0	0	0	0	0
01-Nov-93	2	2	30	2	9:40	9:55	0	0	0	1175	0
05-Nov-93	2	1	28	2	8:40	8:55	0	0	0	10	0
05-Nov-93	2	2	21	2	9:35	9:55	0	0	0	0	0
05-Nov-93	2	3	29	2	10:20	10:35	0	0	0	125	0
05-Nov-93	2	4	19	2	10:55	11:10	0	0	0	100	0
05-Nov-93	2	5	07	2	11:50	12:05	0	0	0	9	0
05-Nov-93	2	6	16	2	12:35	12:55	0	0	0	70	0
08-Nov-93	2	1	30	2	8:10	8:30	0	0	0	50	0
08-Nov-93	2	2	29	2	9:05	9:25	0	0	0	140	0
08-Nov-93	2	3	28	2	10:00	10:15	0	0	0	0	0
08-Nov-93	2	4	21	2	10:45	11:05	0	0	0	100	0
08-Nov-93	2	5	19	2	11:40	12:00	0	0	0	50	0
08-Nov-93	2	6	07	2	12:35	12:50	0	0	0	0	0
09-Nov-93	2	1	07	2	8:10	8:20	0	0	0	61	0

Daily Seine Test Fishing Data, Johnstone Strait, 1994

Date	Vess #	Set #	Loc Code	Key Code	Set Time		Catch				
					Start	Finish	Sock	Coho	Pink	Chum	Chin
13-Sep-94	1	1	09	2	8:30	8:42	0	0	0	2	0
13-Sep-94	1	2	05	2	9:10	9:30	1	0	0	5	0
13-Sep-94	1	3	14	2	10:08	10:25	0	0	0	1	0
13-Sep-94	1	4	06	2	11:07	11:30	1	0	0	32	0
13-Sep-94	1	5	04	2	12:10	12:35	0	0	0	2	0
13-Sep-94	1	6	12	2	12:56	13:08	0	0	0	0	0
14-Sep-94	1	1	07	2	8:02	8:22	1	11	0	8	0
14-Sep-94	1	2	13	2	8:48	9:08	1	7	0	31	1
14-Sep-94	1	3	11	2	9:42	10:04	0	0	0	8	0
14-Sep-94	1	4	18	2	10:32	10:54	0	0	0	4	0
14-Sep-94	1	5	08	2	11:25	11:45	0	0	0	16	0
14-Sep-94	1	6	38	2	12:33	12:48	0	0	0	2	0
15-Sep-94	1	1	14	2	8:35	8:51	0	1	0	0	0
15-Sep-94	1	2	10	2	9:16	9:35	0	5	0	14	0
15-Sep-94	1	3	05	2	10:05	10:27	0	2	0	0	0
15-Sep-94	1	4	09	2	10:56	11:10	1	5	0	28	1
15-Sep-94	1	5	18	2	11:36	12:00	0	1	0	2	0
15-Sep-94	1	6	08	2	12:45	13:05	0	0	0	0	1
16-Sep-94	1	1	01	2	7:37	7:55	0	0	1	0	0
16-Sep-94	1	2	09	2	8:52	9:07	0	0	0	24	0
16-Sep-94	1	3	05	2	9:37	9:50	0	0	0	35	0
16-Sep-94	1	4	18	2	10:18	10:38	0	0	0	22	0
16-Sep-94	1	5	13	2	11:14	11:40	0	4	0	522	0
16-Sep-94	1	6	38	2	12:24	12:38	0	0	0	0	0
19-Sep-94	1	1	08	2	8:00	8:17	2	0	0	1	0
19-Sep-94	1	2	14	2	9:00	9:18	2	0	0	50	0
19-Sep-94	1	3	05	2	9:45	6:05	0	0	0	30	0
19-Sep-94	1	4	10	2	10:45	11:05	0	6	1	40	0
19-Sep-94	1	5	18	2	12:00	12:20	0	0	0	82	0
19-Sep-94	1	6	13	2	13:00	13:25	3	10	0	1600	0
20-Sep-94	1	1	08	2	7:50	8:10	0	0	0	0	0
20-Sep-94	1	2	05	2	8:40	9:05	0	5	0	130	0
20-Sep-94	1	3	14	2	9:40	9:57	1	1	0	25	0
20-Sep-94	1	4	10	2	10:20	10:40	0	2	0	20	0
20-Sep-94	1	5	02	2	11:43	12:00	1	0	0	125	0
20-Sep-94	1	6	09	2	12:40	12:59	0	1	0	80	0
21-Sep-94	1	1	08	2	7:50	8:10	0	0	0	230	0
21-Sep-94	1	2	05	2	9:10	9:20	1	3	0	240	0
21-Sep-94	1	3	02	2	11:45	12:05	0	1	1	375	0
21-Sep-94	1	4	07	2	12:45	13:00	0	1	0	120	0
21-Sep-94	1	5	13	2	13:50	14:10	1	1	0	950	0
21-Sep-94	1	6	17	2	14:40	15:00	0	0	0	1	0
22-Sep-94	1	1	08	2	8:05	8:20	0	2	1	0	0
22-Sep-94	1	2	12	2	8:43	8:57	1	3	0	1	0

Daily Seine Test Fishing Data, Johnstone Strait, 1994

Date	Vess #	Set #	Loc Code	Key Code	Set Time		Catch				
					Start	Finish	Sock	Coho	Pink	Chum	Chin
22-Sep-94	1	3	09	2	10:30	10:47	0	1	0	14	0
22-Sep-94	1	4	10	2	11:31	11:51	2	5	0	2	0
22-Sep-94	1	5	15	2	13:00	13:15	0	1	0	300	0
22-Sep-94	1	6	01	2	13:55	14:12	0	0	0	8	0
23-Sep-94	1	1	07	2	8:10	8:30	0	0	0	0	0
23-Sep-94	1	2	12	2	9:30	9:48	0	0	0	100	0
23-Sep-94	1	3	05	2	10:28	10:45	1	0	0	134	1
23-Sep-94	1	4	09	2	11:22	11:40	0	1	0	175	0
23-Sep-94	1	5	15	2	12:28	12:42	0	2	0	355	1
23-Sep-94	1	6	17	2	13:10	13:30	0	0	1	0	0
28-Sep-94	1	1	07	2	8:00	8:15	0	1	0	10	0
28-Sep-94	1	2	17	2	8:42	9:00	0	0	0	40	0
28-Sep-94	1	3	11	2	9:30	9:50	0	1	0	975	0
28-Sep-94	1	4	18	2	10:27	10:47	0	0	0	75	0
28-Sep-94	1	5	08	2	11:30	11:45	0	0	0	135	0
28-Sep-94	1	6	06	2	12:20	12:40	0	0	0	100	0
29-Sep-94	1	1	31	2	8:25	8:40	0	0	0	0	0
29-Sep-94	1	2	21	2	9:34	9:49	0	5	0	1450	0
29-Sep-94	1	3	29	2	10:25	10:45	0	3	0	230	0
29-Sep-94	1	4	19	2	11:27	11:45	0	3	0	250	0
29-Sep-94	1	5	30	2	12:25	12:42	0	2	0	370	0
29-Sep-94	1	6	16	2	13:15	13:30	0	4	0	970	0
30-Sep-94	1	1	02	2	8:10	8:30	0	0	0	20	0
30-Sep-94	1	2	13	2	9:03	9:25	0	1	0	80	0
30-Sep-94	1	3	18	2	10:10	10:30	0	0	0	175	0
30-Sep-94	1	4	05	2	11:03	11:20	0	0	0	0	0
30-Sep-94	1	5	09	2	11:40	11:57	0	1	0	20	0
30-Sep-94	1	6	08	2	13:40	13:00	0	0	0	113	0
01-Oct-94	1	1	10	2	9:00	9:20	0	0	0	1000	0
01-Oct-94	1	2	05	2	9:55	10:15	0	0	0	1500	0
01-Oct-94	1	3	14	2	10:38	10:55	0	0	0	50	0
01-Oct-94	1	4	18	2	11:35	11:50	0	0	0	300	0
01-Oct-94	1	5	11	2	12:37	12:55	0	0	0	500	0
01-Oct-94	1	6	17	2	13:28	13:42	0	0	0	1000	0
02-Oct-94	1	1	03	2	7:30	7:52	0	0	0	30	0
02-Oct-94	1	2	02	2	8:35	8:55	0	0	0	4000	0
02-Oct-94	1	3	13	2	10:40	10:57	0	0	0	6000	0
02-Oct-94	1	4	01	2	12:05	12:25	0	0	0	4	0
02-Oct-94	1	5	08	2	13:03	13:20	0	0	0	4	0
02-Oct-94	1	6	09	2	13:45	14:00	0	0	0	200	0
03-Oct-94	1	1	02	2	9:10	9:38	0	0	0	2000	1
03-Oct-94	1	2	15	2	10:10	10:30	0	1	0	475	0
03-Oct-94	1	3	13	2	11:25	11:45	0	1	0	7500	0
03-Oct-94	1	4	11	2	12:42	13:02	0	0	0	30	0
03-Oct-94	1	5	09	2	13:45	14:00	0	0	0	250	0

Daily Seine Test Fishing Data, Johnstone Strait, 1994

Date	Vess #	Set #	Loc Code	Key Code	Set Time		Catch				
					Start	Finish	Sock	Coho	Pink	Chum	Chin
03-Oct-94	1	6	08	2	14:20	14:37	0	0	0	110	0
04-Oct-94	1	1	09	2	7:40	8:00	0	0	0	225	0
04-Oct-94	1	2	10	2	9:47	10:10	0	1	0	160	0
04-Oct-94	1	3	05	2	11:07	11:23	0	0	0	150	0
04-Oct-94	1	4	13	2	12:10	12:30	0	0	0	5000	0
04-Oct-94	1	5	17	2	13:02	13:22	0	0	0	10	0
04-Oct-94	1	6	38	2	13:50	14:06	0	0	0	30	0
05-Oct-94	1	1	12	2	7:40	7:57	0	0	0	275	0
06-Oct-94	1	1	12	2	7:43	8:00	0	0	0	130	0
06-Oct-94	1	2	05	2	8:40	9:00	0	1	0	1600	0
06-Oct-94	1	3	10	2	9:53	10:15	0	0	0	650	0
06-Oct-94	1	4	02	2	11:35	11:55	0	0	0	2500	0
06-Oct-94	1	5	17	2	12:25	12:40	0	0	0	580	0
06-Oct-94	1	6	01	2	13:07	13:22	0	0	0	150	0
07-Oct-94	1	1	08	2	7:45	8:05	0	0	0	10	0
07-Oct-94	1	2	05	2	9:05	9:25	0	2	0	225	0
07-Oct-94	1	3	15	2	11:25	11:43	0	0	0	50	0
07-Oct-94	1	4	02	2	12:20	12:40	0	0	0	1500	0
07-Oct-94	1	5	07	2	13:15	13:30	0	0	0	150	0
07-Oct-94	1	6	13	2	14:00	14:25	0	0	0	1300	0
08-Oct-94	1	1	06	2	8:00	8:20	0	0	0	500	0
08-Oct-94	1	2	08	2	8:50	9:05	0	0	0	350	0
08-Oct-94	1	3	05	2	10:00	10:20	0	0	0	50	0
08-Oct-94	1	4	09	2	10:50	11:05	0	0	0	100	0
08-Oct-94	1	5	03	2	11:55	12:18	0	0	0	0	0
08-Oct-94	1	6	15	2	13:00	13:17	0	0	0	500	0
12-Oct-94	1	1	13	2	8:10	8:30	0	0	0	0	0
12-Oct-94	1	2	11	2	9:45	10:02	0	0	0	3500	0
12-Oct-94	1	3	18	2	10:30	10:50	0	0	0	600	0
12-Oct-94	1	4	05	2	11:30	11:50	0	0	0	150	0
12-Oct-94	1	5	08	2	12:30	12:57	0	0	0	550	0
12-Oct-94	1	6	12	2	13:33	13:50	0	0	0	300	0
13-Oct-94	1	1	13	2	8:10	8:30	0	2	0	1000	0
13-Oct-94	1	2	15	2	9:15	9:30	0	0	0	100	0
13-Oct-94	1	3	11	2	9:55	10:12	0	0	0	400	0
14-Oct-94	1	1	10	2	8:20	8:37	0	0	0	300	0
14-Oct-94	1	2	14	2	9:10	9:30	0	0	0	450	0
14-Oct-94	1	3	05	2	9:48	10:05	0	0	0	1000	0
14-Oct-94	1	4	11	2	11:03	11:23	0	0	0	1000	0
14-Oct-94	1	5	06	2	12:03	12:20	0	0	0	900	0
14-Oct-94	1	6	08	2	12:50	13:10	0	0	0	600	0
15-Oct-94	1	1	02	2	8:20	8:40	0	0	0	350	0
15-Oct-94	1	2	15	2	9:02	9:20	0	0	0	2500	0
15-Oct-94	1	3	13	2	10:10	10:30	0	0	0	10000	0
15-Oct-94	1	4	07	2	11:10	11:27	0	0	0	7	0

Daily Seine Test Fishing Data, Johnstone Strait, 1994

Date	Vess #	Set #	Loc Code	Key Code	Set Time		Catch				
					Start	Finish	Sock	Coho	Pink	Chum	Chin
15-Oct-94	1	5	11	2	12:00	12:20	0	0	0	1750	0
15-Oct-94	1	6	08	2	13:00	13:20	0	1	0	40	0
16-Oct-94	1	1	02	2	8:50	9:15	0	0	0	4000	0
16-Oct-94	1	2	13	2	11:25	11:47	0	1	0	7500	0
16-Oct-94	1	3	11	2	13:25	13:45	0	0	0	1000	0
16-Oct-94	1	4	18	2	14:18	14:35	0	0	0	75	0
16-Oct-94	1	5	08	2	15:05	15:22	0	0	0	250	0
17-Oct-94	1	1	09	2	8:15	8:33	0	0	0	450	0
17-Oct-94	1	2	02	2	9:50	10:10	0	0	0	175	0
17-Oct-94	1	3	10	2	11:20	11:40	0	0	0	1000	0
17-Oct-94	1	4	01	2	13:05	13:23	0	0	0	17	0
18-Oct-94	1	1	06	2	9:15	9:33	0	0	0	1200	0
18-Oct-94	1	2	02	2	10:10	10:25	0	0	0	5200	0
18-Oct-94	1	3	15	2	10:55	11:10	0	0	0	2000	0
18-Oct-94	1	4	17	2	11:35	11:58	0	0	0	30	0
18-Oct-94	1	5	13	2	12:15	12:35	0	0	0	7000	0
18-Oct-94	1	6	01	2	13:22	13:40	0	0	0	12	0
19-Oct-94	1	1	05	2	8:12	8:32	0	0	0	0	0
19-Oct-94	1	2	09	2	9:03	9:20	0	0	0	225	0
19-Oct-94	1	3	03	2	9:50	10:12	0	0	0	0	0
19-Oct-94	1	4	02	2	11:00	11:22	0	0	0	1500	0
19-Oct-94	1	5	10	2	12:25	12:45	0	0	0	400	0
19-Oct-94	1	6	14	2	13:35	13:53	0	0	0	400	0
20-Oct-94	1	1	12	2	8:00	8:17	0	0	0	157	0
20-Oct-94	1	2	05	2	8:50	9:10	0	0	0	130	0
20-Oct-94	1	3	09	2	9:45	10:00	0	1	0	40	0
20-Oct-94	1	4	07	2	10:45	11:05	0	0	0	14	0
20-Oct-94	1	5	15	2	11:32	11:49	0	0	0	25	0
20-Oct-94	1	6	13	2	13:20	13:50	0	0	0	3000	0
21-Oct-94	1	1	08	2	7:42	8:09	0	0	0	130	0
21-Oct-94	1	2	14	2	8:50	9:07	0	0	0	2000	0
21-Oct-94	1	3	05	2	9:30	9:50	0	0	0	2500	0
21-Oct-94	1	4	09	2	10:35	10:52	0	0	0	280	0
21-Oct-94	1	5	07	2	11:50	12:02	0	0	0	350	0
21-Oct-94	1	6	01	2	12:50	13:05	0	0	0	7	0
27-Oct-94	1	1	01	2	8:55	8:13	0	0	0	1200	0
27-Oct-94	1	2	11	2	9:55	10:15	0	0	0	400	0
27-Oct-94	1	3	06	2	10:55	11:12	0	0	0	1650	0
27-Oct-94	1	4	04	2	12:10	12:30	0	0	0	1500	0
27-Oct-94	1	5	14	2	13:10	13:27	0	0	0	125	0
27-Oct-94	1	6	09	2	14:15	14:35	0	0	0	3	0
28-Oct-94	1	1	17	2	9:15	9:33	0	0	0	600	0
28-Oct-94	1	2	01	2	10:00	10:18	0	0	0	100	0
28-Oct-94	1	3	15	2	10:55	11:15	0	0	0	500	0
28-Oct-94	1	4	18	2	11:55	12:12	0	0	0	30	0

Daily Seine Test Fishing Data, Johnstone Strait, 1994

Date	Vess #	Set #	Loc Code	Key Code	Set Time		Catch				
					Start	Finish	Sock	Coho	Pink	Chum	Chin
28-Oct-94	1	5	04	2	12:35	12:52	0	0	0	300	0
28-Oct-94	1	6	08	2	13:10	13:27	0	0	0	300	0
29-Oct-94	1	1	13	2	8:40	9:00	0	0	0	4000	0
01-Nov-94	1	1	15	2	8:20	8:37	0	0	0	200	0
01-Nov-94	1	2	07	2	9:00	9:17	0	0	0	200	0
01-Nov-94	1	3	13	2	9:50	10:12	0	0	0	1000	0
01-Nov-94	1	4	11	2	11:04	11:20	0	0	0	150	0
01-Nov-94	1	5	09	2	11:52	12:10	0	0	0	125	0
01-Nov-94	1	6	08	2	12:40	13:00	0	0	0	200	0
02-Nov-94	1	1	07	2	8:27	8:45	0	0	0	70	0
02-Nov-94	1	2	15	2	9:10	9:28	0	0	0	200	0
02-Nov-94	1	3	10	2	10:30	10:46	0	0	0	300	0
02-Nov-94	1	4	05	2	11:15	11:35	0	0	0	3	0
02-Nov-94	1	5	14	2	12:05	12:24	0	0	0	200	0
02-Nov-94	1	6	09	2	12:56	13:15	0	0	0	1	0
08-Nov-94	1	1	08	2	8:00	8:15	0	0	0	12	0
09-Nov-94	1	1	08	2	7:40	7:57	0	0	0	0	0
09-Nov-94	1	2	06	2	8:50	9:10	0	0	0	3	0
09-Nov-94	1	3	05	2	9:35	9:55	0	0	0	45	0
09-Nov-94	1	4	07	2	10:19	10:40	0	0	0	100	0
09-Nov-94	1	5	12	2	11:30	11:47	0	0	0	60	1
09-Nov-94	1	6	09	2	12:20	12:38	0	0	0	30	0
06-Sep-94	2	1	31	2	8:25	8:45	2	0	0	0	0
06-Sep-94	2	2	21	2	9:10	9:30	3	0	2	13	0
06-Sep-94	2	3	30	2	10:15	10:32	26	5	0	6	0
06-Sep-94	2	4	29	2	11:08	11:28	21	1	0	1	0
06-Sep-94	2	5	19	2	12:12	12:32	22	1	2	16	0
06-Sep-94	2	6	07	2	13:10	13:25	0	0	0	0	0
07-Sep-94	2	1	19	2	8:10	8:30	2	1	0	2	0
07-Sep-94	2	2	31	2	9:00	9:15	0	0	0	0	0
07-Sep-94	2	3	21	2	10:00	10:17	1	0	0	0	0
07-Sep-94	2	4	29	2	11:03	11:20	4	3	2	2	1
07-Sep-94	2	5	30	2	12:05	12:21	5	6	1	3	1
07-Sep-94	2	6	16	2	13:00	13:20	0	0	1	8	0
08-Sep-94	2	1	07	2	8:05	8:22	1	0	0	0	0
08-Sep-94	2	2	31	2	9:03	9:21	1	0	0	0	0
08-Sep-94	2	3	21	2	9:55	10:17	0	0	2	12	1
08-Sep-94	2	4	29	2	10:50	11:05	4	0	4	4	0
08-Sep-94	2	5	19	2	11:26	11:45	6	2	0	7	2
08-Sep-94	2	6	30	2	12:15	12:30	3	1	12	3	0
13-Sep-94	2	1	19	2	8:45	9:05	0	7	6	35	2
13-Sep-94	2	2	21	2	9:50	10:15	0	6	0	15	0
13-Sep-94	2	3	29	2	10:45	11:05	0	0	2	14	0
13-Sep-94	2	4	30	2	11:35	11:55	0	1	1	25	0
13-Sep-94	2	5	07	2	12:30	12:48	0	0	0	2	1

Daily Seine Test Fishing Data, Johnstone Strait, 1994

Date	Vess #	Set #	Loc Code	Key Code	Set Time		Catch				
					Start	Finish	Sock	Coho	Pink	Chum	Chin
13-Sep-94	2	6	16	2	13:20	13:39	0	1	1	14	1
14-Sep-94	2	1	29	2	8:13	8:30	2	3	0	9	0
14-Sep-94	2	2	28	2	9:05	9:20	0	1	0	0	0
14-Sep-94	2	3	21	2	9:54	10:13	1	3	0	14	1
14-Sep-94	2	4	19	2	10:50	11:10	1	4	1	14	0
14-Sep-94	2	5	30	2	11:38	11:55	0	0	0	3	0
14-Sep-94	2	6	16	2	12:40	12:58	0	4	1	78	0
15-Sep-94	2	1	30	2	8:08	8:25	2	3	1	45	0
15-Sep-94	2	2	29	2	9:00	9:18	0	6	0	30	0
15-Sep-94	2	3	21	2	10:00	10:20	0	2	0	25	0
15-Sep-94	2	4	19	2	11:01	11:20	0	2	3	22	1
15-Sep-94	2	5	07	2	11:55	12:11	0	1	0	0	0
15-Sep-94	2	6	16	2	12:45	13:00	1	5	2	50	1
16-Sep-94	2	1	30	2	8:00	8:20	0	1	0	30	0
16-Sep-94	2	2	29	2	9:05	9:23	1	0	0	1	0
16-Sep-94	2	3	21	2	9:50	10:10	0	0	0	1	0
16-Sep-94	2	4	31	2	10:40	10:58	0	0	0	0	0
16-Sep-94	2	5	19	2	11:35	11:53	0	2	1	1	0
16-Sep-94	2	6	16	2	12:45	13:05	0	0	0	8	0
19-Sep-94	2	1	30	2	8:06	8:24	0	2	0	22	0
19-Sep-94	2	2	21	2	9:16	9:35	0	4	0	16	0
19-Sep-94	2	3	29	2	10:10	10:30	0	0	0	51	0
19-Sep-94	2	4	19	2	11:00	11:20	3	5	0	270	3
19-Sep-94	2	5	07	2	12:05	12:20	0	0	0	0	0
19-Sep-94	2	6	16	2	12:55	13:15	0	2	0	24	0
20-Sep-94	2	1	31	2	8:20	8:39	0	0	0	2	0
20-Sep-94	2	2	21	2	9:15	9:35	0	1	1	200	0
20-Sep-94	2	3	29	2	10:10	10:25	0	5	0	240	0
20-Sep-94	2	4	19	2	10:56	11:12	0	2	0	250	6
20-Sep-94	2	5	30	2	11:43	12:03	0	4	1	260	0
20-Sep-94	2	6	16	2	13:37	13:55	0	2	0	150	0
21-Sep-94	2	1	30	2	8:09	8:25	0	3	0	360	0
21-Sep-94	2	2	31	2	9:47	10:03	0	1	0	0	0
21-Sep-94	2	3	29	2	10:32	10:46	2	2	0	285	0
21-Sep-94	2	4	21	2	11:21	11:40	2	1	0	350	0
21-Sep-94	2	5	19	2	12:30	12:50	2	2	0	75	0
21-Sep-94	2	6	16	2	13:47	14:08	0	0	0	0	0
22-Sep-94	2	1	19	2	8:15	8:32	1	3	0	60	0
22-Sep-94	2	2	21	2	9:30	9:52	1	1	0	300	0
22-Sep-94	2	3	35	2	10:55	11:09	0	2	0	61	2
22-Sep-94	2	4	30	2	11:42	12:00	0	1	0	300	0
22-Sep-94	2	5	32	2	12:35	12:58	0	1	0	2	0
22-Sep-94	2	6	07	2	13:26	13:44	0	0	0	0	0
23-Sep-94	2	1	31	2	8:35	8:52	0	0	0	5	0
23-Sep-94	2	2	21	2	9:42	10:03	0	0	0	380	0

Daily Seine Test Fishing Data, Johnstone Strait, 1994

Date	Vess #	Set #	Loc Code	Key Code	Set Time		Catch				
					Start	Finish	Sock	Coho	Pink	Chum	Chin
23-Sep-94	2	3	29	2	11:05	11:21	0	0	0	20	0
23-Sep-94	2	4	19	2	11:47	12:05	0	0	0	4	0
23-Sep-94	2	5	30	2	12:29	12:40	0	2	0	91	0
23-Sep-94	2	6	32	2	13:18	13:37	0	0	0	8	0
28-Sep-94	2	1	30	2	8:08	9:30	0	0	0	45	1
28-Sep-94	2	2	29	2	9:03	9:23	1	1	0	305	0
28-Sep-94	2	3	31	2	9:57	10:12	0	0	0	0	0
28-Sep-94	2	4	21	2	10:51	11:08	1	4	0	460	1
28-Sep-94	2	5	19	2	11:50	12:09	0	2	0	75	0
28-Sep-94	2	6	16	2	13:23	13:44	0	3	0	382	1
29-Sep-94	2	1	14	2	8:25	8:40	0	0	0	75	0
29-Sep-94	2	2	05	2	9:09	9:30	0	0	0	13	0
29-Sep-94	2	3	11	2	10:12	10:32	0	3	0	400	0
29-Sep-94	2	4	07	2	11:09	1:11	0	0	0	3	1
29-Sep-94	2	5	08	2	11:57	12:18	0	0	0	100	0
29-Sep-94	2	6	38	2	13:11	13:30	0	0	0	135	0
30-Sep-94	2	1	30	2	8:15	9:32	0	4	0	2740	0
30-Sep-94	2	2	21	2	9:30	9:50	0	4	0	2980	0
30-Sep-94	2	3	16	2	11:36	11:50	0	10	0	4870	0
01-Oct-94	2	1	31	2	8:15	8:30	0	0	0	8	0
01-Oct-94	2	2	21	2	9:00	9:20	0	5	0	950	0
01-Oct-94	2	3	29	2	10:03	10:22	0	4	1	3050	0
01-Oct-94	2	4	19	2	11:00	11:18	0	2	1	470	1
01-Oct-94	2	5	30	2	11:49	12:10	0	0	0	68	0
01-Oct-94	2	6	16	2	12:50	13:12	0	0	0	500	0
02-Oct-94	2	1	30	2	8:02	8:18	0	4	0	2010	0
02-Oct-94	2	2	29	2	9:18	9:38	0	2	0	4940	0
02-Oct-94	2	3	21	2	2:07	10:47	0	0	0	3120	0
02-Oct-94	2	4	31	2	11:33	11:47	0	1	0	190	0
02-Oct-94	2	5	19	2	12:21	12:42	0	1	0	570	0
02-Oct-94	2	6	16	2	13:36	13:50	0	2	0	620	1
03-Oct-94	2	1	21	2	8:42	9:02	0	5	0	4900	0
03-Oct-94	2	2	29	2	9:50	10:07	0	1	0	5260	0
03-Oct-94	2	3	19	2	10:44	11:05	0	0	0	1400	0
03-Oct-94	2	4	07	2	11:47	12:02	0	0	0	11	0
03-Oct-94	2	5	30	2	12:43	13:05	0	1	0	190	0
03-Oct-94	2	6	32	2	13:35	13:50	0	1	0	910	0
04-Oct-94	2	1	16	2	7:41	7:58	0	0	0	860	0
04-Oct-94	2	2	30	2	8:49	9:06	0	0	0	1040	0
04-Oct-94	2	3	29	2	9:47	10:12	0	0	0	740	0
04-Oct-94	2	4	21	2	10:53	11:06	0	0	0	1620	0
04-Oct-94	2	5	21	2	11:54	12:06	0	0	0	0	0
04-Oct-94	2	6	19	2	12:33	12:50	0	0	0	100	1
06-Oct-94	2	1	19	2	8:18	8:31	0	0	0	540	0
06-Oct-94	2	2	21	2	9:25	9:41	0	1	0	2670	0

Daily Seine Test Fishing Data, Johnstone Strait, 1994

Date	Vess		Loc Code	Key Code	Set Time		Catch				
	#	#			Start	Finish	Sock	Coho	Pink	Chum	Chin
06-Oct-94	2	3	29	2	10:22	10:39	0	0	0	550	0
06-Oct-94	2	4	30	2	11:21	11:35	0	0	0	3650	0
06-Oct-94	2	5	07	2	12:15	12:29	0	0	0	840	0
06-Oct-94	2	6	16	2	13:16	13:32	0	0	0	3520	0
07-Oct-94	2	1	30	2	8:13	8:25	0	1	0	370	0
07-Oct-94	2	2	31	2	9:10	9:23	0	0	0	0	0
07-Oct-94	2	3	21	2	9:48	10:13	0	0	0	3240	0
07-Oct-94	2	4	35	2	11:05	11:20	0	0	0	570	0
07-Oct-94	2	5	19	2	11:49	12:03	0	0	0	310	0
07-Oct-94	2	6	16	2	12:53	13:13	0	0	0	300	0
08-Oct-94	2	1	16	2	8:02	8:18	0	0	0	0	0
08-Oct-94	2	2	21	2	9:32	9:51	0	1	0	1980	0
08-Oct-94	2	3	31	2	10:38	10:53	0	0	0	0	0
08-Oct-94	2	4	35	2	11:24	11:38	0	0	0	1770	0
08-Oct-94	2	5	19	2	12:08	12:24	0	0	0	5000	0
08-Oct-94	2	6	30	2	13:13	13:25	0	0	0	4700	0
12-Oct-94	2	1	31	2	8:17	8:32	0	0	0	127	0
12-Oct-94	2	2	21	2	9:20	9:37	0	0	0	2110	0
12-Oct-94	2	3	29	2	10:20	10:39	0	0	0	2180	0
12-Oct-94	2	4	19	2	11:16	11:35	0	0	0	260	0
12-Oct-94	2	5	30	2	12:19	12:33	0	0	0	410	0
12-Oct-94	2	6	16	2	13:12	13:27	0	0	0	31	1
13-Oct-94	2	1	16	2	8:12	8:33	0	0	0	30	0
13-Oct-94	2	2	29	2	9:26	9:40	0	0	0	35	0
13-Oct-94	2	3	21	2	10:10	10:27	0	0	0	75	0
13-Oct-94	2	4	19	2	11:10	11:25	0	0	0	30	0
14-Oct-94	2	1	35	2	8:16	8:36	0	0	0	2450	0
14-Oct-94	2	2	21	2	9:23	9:42	0	0	0	3040	0
14-Oct-94	2	3	19	2	10:41	11:00	0	1	0	2250	0
14-Oct-94	2	4	32	2	11:52	12:04	0	0	0	115	0
14-Oct-94	2	5	16	2	12:45	13:00	0	0	0	400	0
15-Oct-94	2	1	30	2	8:05	8:23	0	0	0	3280	0
15-Oct-94	2	2	29	2	9:07	9:25	0	0	0	5050	0
15-Oct-94	2	3	21	2	10:15	10:33	0	0	0	3400	0
15-Oct-94	2	4	31	2	11:23	11:37	0	0	0	2950	0
15-Oct-94	2	5	19	2	12:30	12:52	0	0	0	136	0
15-Oct-94	2	6	16	2	13:37	13:55	0	1	0	2760	0
16-Oct-94	2	1	21	2	8:42	9:02	0	0	0	1650	0
16-Oct-94	2	2	35	2	10:18	10:37	0	0	0	1500	0
16-Oct-94	2	3	19	2	11:42	12:00	0	0	0	900	0
16-Oct-94	2	4	16	2	13:16	13:30	0	0	0	350	0
17-Oct-94	2	1	16	2	7:50	8:10	0	0	0	275	0
17-Oct-94	2	2	30	2	8:53	9:06	0	0	0	45	0
17-Oct-94	2	3	29	2	9:39	9:55	0	0	0	530	0
17-Oct-94	2	4	21	2	10:36	10:55	0	0	0	320	0

Daily Seine Test Fishing Data, Johnstone Strait, 1994

Date	Vess #	Set #	Loc Code	Key Code	Set Time		Catch				
					Start	Finish	Sock	Coho	Pink	Chum	Chin
18-Oct-94	2	1	31	2	8:45	9:00	0	0	0	8	0
18-Oct-94	2	2	21	2	9:40	9:56	0	0	0	330	0
18-Oct-94	2	3	29	2	10:42	11:02	0	0	0	1220	0
18-Oct-94	2	4	19	2	11:37	11:58	0	0	0	3580	0
18-Oct-94	2	5	30	2	12:52	13:05	0	0	0	580	0
18-Oct-94	2	6	16	2	13:45	14:11	0	0	0	75	0
19-Oct-94	2	1	16	2	8:03	8:24	0	0	0	380	0
19-Oct-94	2	2	30	2	9:15	9:30	0	1	0	12	0
19-Oct-94	2	3	21	2	10:13	10:33	0	0	0	480	0
19-Oct-94	2	4	35	2	11:12	11:26	0	0	0	220	0
19-Oct-94	2	5	19	2	11:47	12:03	0	0	0	320	0
19-Oct-94	2	6	07	2	12:40	12:53	0	0	0	165	0
20-Oct-94	2	1	31	2	8:23	8:36	0	0	0	15	0
20-Oct-94	2	2	21	2	9:26	9:42	0	0	0	260	0
20-Oct-94	2	3	19	2	10:26	10:38	0	0	0	1400	0
21-Oct-94	2	1	21	2	8:36	8:53	0	0	0	65	0
21-Oct-94	2	2	31	2	9:38	9:53	0	1	0	3	0
21-Oct-94	2	3	29	2	10:17	10:33	0	0	0	1550	0
21-Oct-94	2	4	19	2	11:09	11:30	0	0	0	1490	0
21-Oct-94	2	5	30	2	12:07	12:20	0	0	0	1970	0
21-Oct-94	2	6	16	2	13:13	13:34	0	0	0	30	0
27-Oct-94	2	1	31	2	9:30	9:45	0	0	0	13	0
27-Oct-94	2	2	21	2	10:25	10:45	0	0	0	250	1
27-Oct-94	2	3	29	2	11:16	11:35	0	0	0	525	0
27-Oct-94	2	4	19	2	12:12	12:30	0	0	0	1830	0
27-Oct-94	2	5	30	2	13:05	13:18	0	0	0	40	0
27-Oct-94	2	6	16	2	14:00	14:18	0	0	0	40	0
28-Oct-94	2	1	16	2	8:41	9:05	0	0	0	85	0
28-Oct-94	2	2	19	2	10:10	10:30	0	0	0	1110	0
28-Oct-94	2	3	31	2	11:08	11:23	0	0	0	4	0
28-Oct-94	2	4	21	2	11:56	12:16	0	0	0	1300	0
28-Oct-94	2	5	29	2	12:57	13:15	0	0	0	40	0
28-Oct-94	2	6	30	2	13:58	14:16	0	0	0	60	0
01-Nov-94	2	1	29	2	8:10	8:35	0	0	0	11	0
01-Nov-94	2	2	21	2	9:08	9:31	0	0	0	15	0
01-Nov-94	2	3	31	2	10:05	10:20	0	0	0	220	0
01-Nov-94	2	4	19	2	10:55	11:17	0	0	0	820	0
01-Nov-94	2	5	30	2	11:55	12:15	0	0	0	380	0
01-Nov-94	2	6	16	2	13:00	13:18	0	0	0	50	0
02-Nov-94	2	1	30	2	8:00	8:18	0	0	0	810	0
02-Nov-94	2	2	29	2	9:05	9:27	0	0	0	60	0
02-Nov-94	2	3	31	2	9:48	10:15	0	0	0	5	0
02-Nov-94	2	4	21	2	10:45	11:05	0	0	0	960	0
02-Nov-94	2	5	19	2	11:54	12:15	0	0	0	190	0
02-Nov-94	2	6	16	2	13:05	13:29	0	0	0	160	0

Daily Seine Test Fishing Data, Johnstone Strait, 1994

Date	Vess #	Set #	Loc Code	Key Code	Set Time		Catch				
					Start	Finish	Sock	Coho	Pink	Chum	Chin
08-Nov-94	2	1	16	2	7:36	7:55	0	0	0	400	0
09-Nov-94	2	1	29	2	8:22	8:42	0	0	0	520	0
09-Nov-94	2	2	21	2	9:20	9:37	0	0	0	350	0
09-Nov-94	2	3	31	2	10:15	10:32	0	0	0	2	0
09-Nov-94	2	4	19	2	10:57	11:12	0	0	0	0	0
09-Nov-94	2	5	30	2	11:32	11:45	0	0	0	100	0
09-Nov-94	2	6	19	2	12:45	13:00	0	0	0	105	0

Daily Seine Test Fishing Data, Johnstone Strait, 1995

Date	Vess Set		Loc Code	Key Code	Set Time		Catch				
	#	#			Start	Finish	Sock	Coho	Pink	Chum	Chin
14-Sep-95	1	1	01	2	8:32	8:54	1	5	15	27	0
14-Sep-95	1	2	12	2	9:32	9:52	3	6	12	14	0
14-Sep-95	1	3	09	2	11:00	11:19	0	0	1	1	0
14-Sep-95	1	4	05	2	12:02	12:23	3	4	6	20	0
14-Sep-95	1	5	07	2	12:55	13:12	1	2	6	6	0
14-Sep-95	1	6	02	2	14:12	14:28	3	6	40	40	0
15-Sep-95	1	1	01	2	7:35	7:55	2	4	40	30	0
15-Sep-95	1	2	07	2	8:47	9:02	0	0	5	0	0
15-Sep-95	1	3	11	2	9:48	10:05	0	2	5	11	0
15-Sep-95	1	4	06	2	10:50	11:10	2	2	85	105	0
15-Sep-95	1	5	05	2	12:15	12:33	6	5	40	65	0
15-Sep-95	1	6	03	2	13:20	13:37	4	6	100	170	0
18-Sep-95	1	1	09	2	8:15	8:35	1	0	1	10	0
18-Sep-95	1	2	05	2	9:05	9:20	0	0	1	5	0
18-Sep-95	1	3	11	2	10:00	10:25	1	11	22	76	0
18-Sep-95	1	4	34	2	11:10	11:40	1	0	3	2	1
18-Sep-95	1	5	01	2	12:05	12:25	0	1	10	10	0
18-Sep-95	1	6	12	2	14:50	15:15	0	0	15	57	0
19-Sep-95	1	1	01	2	7:55	8:10	0	3	4	8	0
19-Sep-95	1	2	11	2	9:10	9:25	0	9	31	78	0
19-Sep-95	1	3	14	2	10:58	11:12	0	0	0	0	0
19-Sep-95	1	4	05	2	11:37	11:50	0	0	0	0	1
19-Sep-95	1	5	09	2	13:55	14:12	1	1	0	0	0
19-Sep-95	1	6	06	2	14:43	15:05	1	3	1	38	0
20-Sep-95	1	1	03	2	7:27	7:50	0	1	0	4	0
20-Sep-95	1	2	05	2	8:30	8:50	0	2	3	41	0
20-Sep-95	1	3	08	2	9:22	9:40	1	2	4	14	0
20-Sep-95	1	4	04	2	10:07	10:28	0	0	2	10	0
20-Sep-95	1	5	18	2	10:50	11:12	0	1	2	22	0
20-Sep-95	1	6	11	2	11:45	12:07	1	2	1	53	0
21-Sep-95	1	1	03	2	7:36	7:55	0	0	0	22	0
21-Sep-95	1	2	07	2	9:45	10:00	0	0	3	20	0
21-Sep-95	1	3	13	2	10:55	11:20	0	8	2	172	0
21-Sep-95	1	4	17	2	11:55	12:15	0	0	0	16	0
21-Sep-95	1	5	09	2	12:55	13:15	0	0	1	25	0
21-Sep-95	1	6	08	2	14:33	14:50	0	2	0	4	0
22-Sep-95	1	1	12	2	7:35	7:50	0	2	0	36	0
22-Sep-95	1	2	04	2	8:45	9:03	0	1	4	51	0
22-Sep-95	1	3	05	2	9:37	9:50	0	1	0	32	0
22-Sep-95	1	4	13	2	11:30	11:55	0	3	7	477	6
22-Sep-95	1	5	07	2	12:20	12:35	0	0	0	0	0
22-Sep-95	1	6	01	2	13:25	13:45	0	0	0	5	0
28-Sep-95	1	1	01	2	8:10	8:30	0	0	0	24	0
28-Sep-95	1	2	06	2	9:30	9:45	0	0	0	2	0

Daily Seine Test Fishing Data, Johnstone Strait, 1995

Date	Vess #	Set #	Loc Code	Key Code	Set Time		Catch				
					Start	Finish	Sock	Coho	Pink	Chum	Chin
28-Sep-95	1	3	05	2	10:30	10:50	0	1	0	400	0
28-Sep-95	1	4	10	2	11:40	12:00	0	2	0	75	1
28-Sep-95	1	5	11	2	13:15	13:35	0	4	2	80	0
28-Sep-95	1	6	08	2	14:21	14:40	0	0	0	1	0
29-Sep-95	1	1	01	2	7:45	8:04	0	0	0	50	0
29-Sep-95	1	2	06	2	9:00	9:17	0	0	0	48	0
29-Sep-95	1	3	12	2	9:50	10:10	0	0	0	0	0
29-Sep-95	1	4	05	2	11:00	11:20	0	10	0	280	0
29-Sep-95	1	5	10	2	12:30	12:50	0	2	0	40	0
29-Sep-95	1	6	09	2	13:50	14:10	0	1	0	76	0
30-Sep-95	1	1	17	2	7:45	8:05	0	0	0	80	0
30-Sep-95	1	2	07	2	8:40	9:00	0	0	0	135	0
30-Sep-95	1	3	11	2	9:35	9:54	0	2	0	140	0
30-Sep-95	1	4	06	2	10:50	11:10	0	0	0	2	0
30-Sep-95	1	5	05	2	11:55	12:20	0	6	0	290	0
30-Sep-95	1	6	09	2	13:20	13:40	0	0	0	7	0
01-Oct-95	1	1	09	2	7:50	8:08	0	0	0	66	0
01-Oct-95	1	2	18	2	8:35	8:54	0	3	0	300	0
01-Oct-95	1	3	11	2	9:30	9:50	0	0	0	24	0
01-Oct-95	1	4	07	2	10:25	10:45	0	1	0	48	0
01-Oct-95	1	5	12	2		12:12	0	1	0	185	0
01-Oct-95	1	6	05	2		13:10	0	0	0	160	0
02-Oct-95	1	1	09	2	7:50	8:10	0	1	1	225	0
02-Oct-95	1	2	18	2	9:00	9:20	0	0	0	1	0
02-Oct-95	1	3	17	2	10:05	10:23	0	2	0	70	0
02-Oct-95	1	4	07	2	11:00	11:18	1	1	0	146	0
02-Oct-95	1	5	11	2	11:55	12:15	0	1	0	6	1
02-Oct-95	1	6	12	2	13:05	13:25	0	2	0	153	0
03-Oct-95	1	1	10	2	8:30	8:50	0	6	0	250	0
03-Oct-95	1	2	14	2	9:45	10:05	0	0	0	100	0
03-Oct-95	1	3	05	2	10:50	11:10	0	1	0	50	0
03-Oct-95	1	4	09	2	11:40	12:00	0	0	0	100	0
03-Oct-95	1	5	01	2	13:00	13:18	0	0	0	32	0
03-Oct-95	1	6	06	2	14:03	14:20	0	4	1	150	1
04-Oct-95	1	1	05	2	8:10	8:30	0	3	0	1800	0
04-Oct-95	1	2	10	2	9:15	9:35	0	0	0	653	0
04-Oct-95	1	3	09	2	10:40	11:00	0	0	0	86	0
04-Oct-95	1	4	18	2	11:25	11:45	0	0	0	35	0
04-Oct-95	1	5	07	2	12:42	13:00	0	0	0	1	0
04-Oct-95	1	6	01	2	13:45	14:00	0	0	0	9	0
05-Oct-95	1	1	03	2	7:35	7:55	0	0	0	13	0
05-Oct-95	1	2	05	2	9:35	9:54	0	1	0	300	0
06-Oct-95	1	1	03	2	8:00	8:24	0	0	0	1	0
06-Oct-95	1	2	09	2	8:50	9:10	0	0	0	94	0
06-Oct-95	1	3	05	2	9:50	10:10	0	0	0	10	0

Daily Seine Test Fishing Data, Johnstone Strait, 1995

Date	Vess #	Set #	Loc Code	Key Code	Set Time		Catch				
					Start	Finish	Sock	Coho	Pink	Chum	Chin
06-Oct-95	1	4	13	2	11:12	11:40	0	1	0	302	0
06-Oct-95	1	5	07	2	12:10	12:34	0	0	0	0	0
06-Oct-95	1	6	17	2	13:12	13:28	0	2	0	83	0
08-Oct-95	1	1	12	2	8:08	8:30	0	2	1	875	0
08-Oct-95	1	2	04	2	9:37	9:55	0	1	0	91	0
08-Oct-95	1	3	18	2	11:00	11:18	0	4	0	375	0
08-Oct-95	1	4	13	2	12:38	13:05	0	7	0	714	0
08-Oct-95	1	5	17	1	13:45	14:05	0	0	0	5	0
08-Oct-95	1	6	01	2	14:27	14:50	0	0	0	0	0
09-Oct-95	1	1	12	2	8:00	8:20	0	2	0	90	0
09-Oct-95	1	2	05	2	9:30	9:50	0	20	0	1200	0
09-Oct-95	1	3	03	2	11:12	11:35	0	0	0	24	0
09-Oct-95	1	4	18	2	12:15	12:35	1	0	0	250	0
09-Oct-95	1	5	13	2	13:25	13:55	0	20	0	5000	1
10-Oct-95	1	1	12	2	8:40	9:00	0	1	0	125	0
10-Oct-95	1	2	09	2	9:32	9:45	0	2	0	1100	0
10-Oct-95	1	3	05	2	10:40	11:00	0	0	0	900	0
10-Oct-95	1	4	15	2	12:30	12:45	0	6	0	350	0
10-Oct-95	1	5	07	2	13:18	13:30	0	0	0	2000	0
10-Oct-95	1	6	13	2			0	10	0	3500	0
11-Oct-95	1	1	12	2	7:40	8:00	0	0	0	450	0
11-Oct-95	1	2	10	2	9:15	9:40	0	0	0	510	0
11-Oct-95	1	3	14	2	10:20	10:38	0	1	0	1200	0
11-Oct-95	1	4	05	2	11:17	11:40	0	0	0	2250	0
11-Oct-95	1	5	11	2	12:40	12:58	0	0	0	600	0
11-Oct-95	1	6	01	2	13:45	14:05	0	0	0	80	0
12-Oct-95	1	1	06	2	8:00	8:20	0	1	0	150	0
12-Oct-95	1	2	08	2	9:10	9:30	0	2	0	350	0
12-Oct-95	1	3	10	2	10:45	11:05	0	2	0	520	0
12-Oct-95	1	4	09	2	12:08	12:25	0	0	0	110	0
12-Oct-95	1	5	11	2	13:00	13:20	0	1	0	3000	0
12-Oct-95	1	6	02	2	14:00	14:15	0	0	0	200	0
14-Oct-95	1	1	07	2	8:35	8:52	0	0	0	54	0
14-Oct-95	1	2	11	2	9:30	9:50	0	1	0	165	0
14-Oct-95	1	3	06	2	10:35	10:53	0	0	0	30	0
14-Oct-95	1	4	05	2	11:45	12:05	0	2	0	440	0
14-Oct-95	1	5	10	2	12:45	13:05	0	0	0	35	0
14-Oct-95	1	6	09	2	14:15	14:33	0	0	0	22	0
15-Oct-95	1	1	38	2	7:45	8:00	0	0	0	165	0
15-Oct-95	1	2	08	2	8:50	9:08	0	0	0	38	0
15-Oct-95	1	3	06	2	9:50	10:12	0	0	0	4	0
15-Oct-95	1	4	10	2	11:15	11:35	0	0	0	4	0
15-Oct-95	1	5	05	2			0	0	0	123	0
15-Oct-95	1	6	09	2	13:20	13:40	0	0	0	290	0
16-Oct-95	1	1	01	2	7:55	8:15	0	0	0	340	0

Daily Seine Test Fishing Data, Johnstone Strait, 1995

Date	Vess #	Set #	Loc Code	Key Code	Set Time		Catch				
					Start	Finish	Sock	Coho	Pink	Chum	Chin
16-Oct-95	1	2	07	2	9:05	9:25	0	1	0	812	0
16-Oct-95	1	3	11	2	10:15	10:33	0	1	0	245	0
16-Oct-95	1	4	05	2	11:40	11:58	0	0	0	180	0
16-Oct-95	1	5	10	2	13:00	13:20	0	3	0	210	0
16-Oct-95	1	6	09	2	14:30	14:48	0	0	0	30	0
17-Oct-95	1	1	17	2	8:15	8:31	0	0	0	90	0
17-Oct-95	1	2	07	2	9:55	10:13	0	0	0	637	0
17-Oct-95	1	3	15	2	11:00	11:18	0	0	0	900	0
17-Oct-95	1	4	11	2	11:50	12:10	0	0	0	200	0
17-Oct-95	1	5	10	2	13:25	13:45	0	0	0	680	0
17-Oct-95	1	6	05	2	14:30	14:50	0	0	0	570	0
18-Oct-95	1	1	05	2	8:05	8:23	0	0	0	835	0
18-Oct-95	1	2	18	2	9:00	9:20	0	0	0	47	0
18-Oct-95	1	3	17	2	10:15	10:35	0	0	0	12	0
18-Oct-95	1	4	15	2	11:15	11:32	0	0	0	400	0
18-Oct-95	1	5	11	2	12:15	12:35	0	0	0	590	0
18-Oct-95	1	6	08	2	13:55	14:20	0	0	0	142	0
20-Oct-95	1	1	10	2	8:50	9:10	0	0	0	34	0
20-Oct-95	1	2	05	2	10:00	10:12	0	0	0	150	0
20-Oct-95	1	3	17	2	11:15	11:35	0	0	0	125	0
20-Oct-95	1	4	07	2	12:00	12:18	0	0	0	150	0
20-Oct-95	1	5	11	2	13:00	13:19	0	0	0	90	0
20-Oct-95	1	6	08	2	14:05		0	0	0	1	0
21-Oct-95	1	1	09	2	7:45	8:03	0	0	0	21	0
21-Oct-95	1	2	05	2	8:43	9:00	0	0	0	740	0
21-Oct-95	1	3	15	2	9:50	10:05	0	0	0	1000	0
21-Oct-95	1	4	13	2	10:50	11:10	0	0	0	10000	0
21-Oct-95	1	5	07	2	11:45	12:00	0	0	0	52	0
21-Oct-95	1	6	01	2	12:40	13:00	0	0	0	7	0
24-Oct-95	1	1	12	2	8:00	8:22	0	0	0	1100	0
24-Oct-95	1	2	09	2	9:40	9:57	0	0	0	250	0
24-Oct-95	1	3	05	2	10:50	11:08	0	0	0	1500	0
24-Oct-95	1	4	15	2	11:50	12:05	0	0	0	260	0
24-Oct-95	1	5	13	2	13:10	13:35	0	0	0	4000	0
24-Oct-95	1	6	01	2	14:20	14:40	0	0	0	10	0
26-Oct-95	1	1	12	2	8:20	8:40	0	0	0	650	0
26-Oct-95	1	2	09	2	9:20	9:38	0	0	0	0	0
26-Oct-95	1	3	10	2	10:20	10:40	0	0	0	28	0
26-Oct-95	1	4	02	2	12:00	12:14	0	0	0	1200	0
26-Oct-95	1	5	17	2	12:55	13:15	0	0	0	300	0
26-Oct-95	1	6	13	2	14:20	14:40	0	1	0	10000	0
27-Oct-95	1	1	06	2	8:55	9:15	0	0	0	690	0
27-Oct-95	1	2	05	2	10:05	10:30	0	0	0	695	0
27-Oct-95	1	3	10	2	11:20	11:40	0	0	0	150	0
27-Oct-95	1	4	02	2	12:55	13:11	0	0	0	340	0

Daily Seine Test Fishing Data, Johnstone Strait, 1995

Date	Vess #	Set #	Loc Code	Key Code	Set Time		Catch				
					Start	Finish	Sock	Coho	Pink	Chum	Chin
27-Oct-95	1	5	15	2	13:20	13:37	0	0	0	400	0
27-Oct-95	1	6	13	2	15:20	15:40	0	0	0	2500	0
03-Nov-95	1	1	10	2	9:45	10:05	0	0	0	180	0
03-Nov-95	1	2	05	2	10:55	11:13	0	0	0	290	0
03-Nov-95	1	3	11	2	12:00	12:20	0	0	0	300	0
03-Nov-95	1	4	17	2	13:00	13:18	0	0	0	12	0
03-Nov-95	1	5	07	2	13:55	14:14	0	0	0	0	0
03-Nov-95	1	6	04	2	14:55	15:12	0	0	0	325	0
04-Nov-95	1	1	01	2	9:08	9:25	0	0	0	65	0
04-Nov-95	1	2	07	2	10:15	10:30	0	0	0	0	0
04-Nov-95	1	3	13	2	11:15	11:40	0	0	0	425	0
04-Nov-95	1	4	11	2	12:45	13:05	0	0	0	140	0
04-Nov-95	1	5	05	2	14:00	14:20	0	0	0	0	0
04-Nov-95	1	6	12	2	15:45		0	0	0	0	0
05-Nov-95	1	1	03	2	8:50	9:10	0	0	0	35	0
05-Nov-95	1	2	09	2	9:45	10:00	0	0	0	95	0
05-Nov-95	1	3	15	2	10:40	11:00	0	0	0	80	0
05-Nov-95	1	4	07	2	11:45	12:02	0	0	0	39	1
05-Nov-95	1	5	17	2	12:45	13:03	0	0	0	200	0
05-Nov-95	1	6	11	2	13:40	14:00	0	0	0	75	0
06-Nov-95	1	1	03	2	9:30	9:49	0	0	0	33	0
06-Nov-95	1	2	05	2	10:45	11:00	0	0	0	300	0
06-Nov-95	1	3	09	2	11:45	12:05	0	0	0	250	0
06-Nov-95	1	4	18	2	12:43	13:01	0	0	0	167	0
14-Sep-95	2	1	31	2	8:00	8:20	0	0	5	0	0
14-Sep-95	2	2	21	2	9:40	10:00	6	8	370	31	0
14-Sep-95	2	3	29	2	10:55	11:11	8	5	120	54	2
14-Sep-95	2	4	19	2	11:55	12:12	2	1	20	2	0
14-Sep-95	2	5	30	2	13:50	14:03	1	1	20	9	0
14-Sep-95	2	6	16	2	14:42	14:59	0	1	70	11	1
15-Sep-95	2	1	31	2	7:27	7:48	0	0	4	3	0
15-Sep-95	2	2	21	2	8:36	9:00	8	7	80	31	0
15-Sep-95	2	3	29	1	9:44	10:12	12	2	230	30	0
15-Sep-95	2	4	21	2	11:00	11:20	9	10	430	73	0
15-Sep-95	2	5	31	1	12:04	12:24	1	0	1	1	0
15-Sep-95	2	6	19	2	12:56	13:18	9	2	280	59	0
18-Sep-95	2	1	19	2	8:25	8:52	7	5	45	80	0
18-Sep-95	2	2	21	2	9:36	9:57	10	4	35	150	0
18-Sep-95	2	3	29	2	10:42	11:04	11	3	200	120	0
18-Sep-95	2	4	30	2	11:41	12:02	4	5	100	60	0
18-Sep-95	2	5	32	2	12:34	12:50	1	2	15	8	0
18-Sep-95	2	6	16	2	13:19	13:43	2	2	200	87	0
19-Sep-95	2	1	16	2	7:51	8:13	3	4	2	8	0
19-Sep-95	2	2	07	2	9:05	9:22	0	0	0	1	0
19-Sep-95	2	3	21	2	10:09	10:32	0	2	20	14	0

Daily Seine Test Fishing Data, Johnstone Strait, 1995

Date	Vess #	Set #	Loc Code	Key Code	Set Time		Catch				
					Start	Finish	Sock	Coho	Pink	Chum	Chin
19-Sep-95	2	4	29	2	11:08	11:31	3	3	25	70	0
19-Sep-95	2	5	19	2	12:00	12:21	8	6	25	120	0
19-Sep-95	2	6	30	2	13:10	13:32	2	7	40	80	0
20-Sep-95	2	1	30	2	8:08	8:31	2	1	20	80	0
20-Sep-95	2	2	29	2	9:10	9:38	3	3	15	70	0
20-Sep-95	2	3	21	2	10:14	10:38	0	1	5	18	0
20-Sep-95	2	4	31	2	11:16	11:34	0	3	8	30	0
20-Sep-95	2	5	19	2	12:07	12:33	0	2	15	34	0
20-Sep-95	2	6	16	2	13:24	13:45	0	5	5	110	0
21-Sep-95	2	1	29	2	8:17	8:42	1	3	10	110	0
21-Sep-95	2	2	21	2	9:29	9:52	0	3	4	160	1
21-Sep-95	2	3	31	2	10:28	10:44	0	3	2	1	1
21-Sep-95	2	4	19	2	11:11	11:36	0	2	15	60	1
21-Sep-95	2	5	30	2	12:05	12:24	1	5	20	120	2
21-Sep-95	2	6	16	2	13:12	13:36	1	7	40	170	0
22-Sep-95	2	1	21	2	8:39	8:55	1	4	8	137	0
22-Sep-95	2	2	29	2	9:43	10:04	3	2	10	146	0
22-Sep-95	2	3	19	2	10:36	10:56	0	1	10	140	0
22-Sep-95	2	4	07	2	11:33	11:50	1	2	0	21	0
22-Sep-95	2	5	30	2	12:17	12:39	0	2	10	105	1
22-Sep-95	2	6	16	2	13:25	13:47	1	3	1	15	0
28-Sep-95	2	1	16	2	8:00	8:22	0	1	0	176	0
28-Sep-95	2	2	31	2	9:40	9:53	0	0	1	0	0
28-Sep-95	2	3	21	2	10:39	10:56	0	3	2	38	0
28-Sep-95	2	4	35	2	11:36	11:51	0	2	1	80	0
28-Sep-95	2	5	19	2	12:18	12:37	0	2	0	18	0
28-Sep-95	2	6	30	2	13:05	13:22	0	1	0	59	0
29-Sep-95	2	1	30	2	8:08	8:27	0	0	2	50	0
29-Sep-95	2	2	21	2	9:20	9:42	0	1	0	74	0
29-Sep-95	2	3	29	2	10:26	10:41	0	1	2	60	0
29-Sep-95	2	4	31	2	11:33	11:47	0	1	0	0	0
29-Sep-95	2	5	35	2	12:14	12:31	0	0	2	337	0
29-Sep-95	2	6	16	2	13:31	13:50	0	0	1	33	2
30-Sep-95	2	1	19	2	8:13	9:34	0	0	0	47	0
30-Sep-95	2	2	21	2	9:25	9:43	0	1	0	28	0
30-Sep-95	2	3	35	2	10:22	10:38	0	1	0	15	0
30-Sep-95	2	4	30	2	11:10	11:28	1	2	0	339	0
30-Sep-95	2	5	07	2	12:00	12:22	0	0	0	1	0
30-Sep-95	2	6	16	2	12:48	13:07	0	1	1	34	2
01-Oct-95	2	1	16	2	7:40	7:58	0	1	0	11	0
01-Oct-95	2	2	29	2	9:00	9:17	0	0	0	62	0
01-Oct-95	2	3	21	2	9:55	10:18	0	0	0	1	0
01-Oct-95	2	4	35	2	11:05	11:18	0	0	0	33	0
02-Oct-95	2	1	21	2	8:50	9:10	0	2	0	4	0
02-Oct-95	2	2	29	2	9:40	9:55	0	0	0	59	0

Daily Seine Test Fishing Data, Johnstone Strait, 1995

Date	Vess #	Set #	Loc Code	Key Code	Set Time		Catch				
					Start	Finish	Sock	Coho	Pink	Chum	Chin
02-Oct-95	2	3	19	2	10:40	11:00	0	0	0	28	0
02-Oct-95	2	4	30	2	11:24	11:43	0	3	0	669	0
02-Oct-95	2	5	07	2	12:18	12:32	0	0	3	4	0
02-Oct-95	2	6	16	2	13:08	13:22	0	1	0	384	0
03-Oct-95	2	1	16	2	7:50	8:07	0	2	1	85	0
03-Oct-95	2	2	31	2	9:06	9:21	0	0	0	47	0
03-Oct-95	2	3	29	2	10:11	10:27	0	1	2	75	0
03-Oct-95	2	4	35	2	11:00	11:17	0	0	0	1	0
03-Oct-95	2	5	19	2	11:40	12:03	0	0	2	86	0
03-Oct-95	2	6	30	2	12:36	12:52	0	0	0	21	0
04-Oct-95	2	1	29	2	8:18	8:33	0	2	2	110	0
04-Oct-95	2	2	21	2	9:20	9:38	0	0	2	180	0
04-Oct-95	2	3	31	2	10:17	10:30	0	3	0	82	0
04-Oct-95	2	4	19	2	11:10	11:31	0	0	0	27	0
04-Oct-95	2	5	30	2	11:59	12:20	0	4	2	480	0
04-Oct-95	2	6	16	2	13:11	13:28	0	1	1	90	0
06-Oct-95	2	1	30	2	8:08	8:27	0	1	1	210	0
06-Oct-95	2	2	29	2	9:05	9:29	0	3	0	210	0
06-Oct-95	2	3	21	2	10:11	10:29	0	3	0	210	0
06-Oct-95	2	4	31	2	11:12	11:25	0	1	0	3	0
06-Oct-95	2	5	19	2	11:52	12:14	0	8	0	1780	0
06-Oct-95	2	6	16	0	13:19	13:35	0	0	0	0	0
07-Oct-95	2	1	07	2	8:36	8:50	0	0	0	16	0
07-Oct-95	2	2	30	2	9:18	9:34	0	2	0	130	0
07-Oct-95	2	3	21	2	10:25	10:47	0	3	0	170	0
07-Oct-95	2	4	35	2	11:29	11:49	0	0	0	290	0
07-Oct-95	2	5	19	2	12:15	12:35	0	7	0	2520	0
07-Oct-95	2	6	16	2	13:38	14:02	0	1	1	80	0
09-Oct-95	2	1	16	2	7:58	8:14	0	0	0	53	0
09-Oct-95	2	2	30	2	9:03	9:23	0	0	0	8	0
09-Oct-95	2	3	21	2	10:14	10:33	0	0	0	65	0
09-Oct-95	2	4	07	2	12:49	13:05	0	0	0	142	0
09-Oct-95	2	5	19	2	13:40	14:00	0	8	0	1800	0
09-Oct-95	2	6	35	2	14:58	15:18	0	10	0	1150	0
10-Oct-95	2	1	16	2	7:53	8:06	0	1	1	87	0
10-Oct-95	2	2	31	2	9:13	9:28	0	0	0	0	0
10-Oct-95	2	3	21	2	10:10	10:33	0	0	0	130	0
10-Oct-95	2	4	29	1	11:06	11:26	0	0	0	53	0
10-Oct-95	2	5	35	2	12:00	12:19	0	0	0	257	0
10-Oct-95	2	6	19	2	12:43	13:05	0	0	0	325	0
11-Oct-95	2	1	29	2	8:24	8:40	0	4	0	1075	0
11-Oct-95	2	2	21	2	9:42	10:03	0	1	0	380	0
11-Oct-95	2	3	19	2	10:53	11:14	0	4	0	760	0
11-Oct-95	2	4	30	2	11:50	12:08	0	2	0	830	0
11-Oct-95	2	5	07	2	12:50	13:04	0	0	0	0	0

Daily Seine Test Fishing Data, Johnstone Strait, 1995

Date	Vess #	Set #	Loc Code	Key Code	Set Time		Catch				
					Start	Finish	Sock	Coho	Pink	Chum	Chin
11-Oct-95	2	6	16	2	13:39	14:00	0	1	1	190	0
12-Oct-95	2	1	21	2	8:27	8:45	0	4	0	1700	0
12-Oct-95	2	2	29	2	9:50	10:05	0	1	0	660	0
12-Oct-95	2	3	31	2	10:48	11:03	0	0	0	1	0
12-Oct-95	2	4	35	2	11:29	11:43	0	0	0	170	0
12-Oct-95	2	5	30	2	12:14	12:28	0	1	0	444	0
12-Oct-95	2	6	16	2	13:12	13:36	0	0	0	240	0
14-Oct-95	2	1	30	2	8:09	8:27	0	0	0	110	0
14-Oct-95	2	2	29	2	9:02	9:19	0	0	0	12	0
14-Oct-95	2	3	31	2	10:10	10:29	0	0	0	0	0
14-Oct-95	2	4	35	2	10:49	11:04	0	0	0	130	0
14-Oct-95	2	5	19	2	11:27	11:44	0	0	0	2	0
14-Oct-95	2	6	16	2	12:30	12:57	0	5	0	430	0
15-Oct-95	2	1	29	2	8:18	8:40	0	5	0	1310	0
15-Oct-95	2	2	21	2	9:25	9:43	0	0	1	9	0
15-Oct-95	2	3	35	2	10:29	10:43	0	0	0	13	0
15-Oct-95	2	4	30	2	11:14	11:28	0	0	0	230	0
15-Oct-95	2	5	34	2	12:24	12:37	0	0	0	60	0
15-Oct-95	2	6	16	2	13:26	13:45	0	2	0	50	0
16-Oct-95	2	1	16	2	7:56	8:16	0	1	0	46	0
16-Oct-95	2	2	29	2	9:13	9:34	0	1	0	90	0
16-Oct-95	2	3	31	2	10:11	10:26	0	0	0	185	0
16-Oct-95	2	4	35	2	11:15	11:35	0	0	0	23	0
16-Oct-95	2	5	19	2	11:57	12:19	0	0	0	300	0
16-Oct-95	2	6	30	2	12:55	13:19	0	0	0	45	0
17-Oct-95	2	1	19	2	8:25	8:47	0	1	0	225	0
17-Oct-95	2	2	31	2	9:21	9:41	0	0	0	2	0
17-Oct-95	2	3	21	2	10:12	10:32	0	0	0	6	0
17-Oct-95	2	4	29	2	11:00	11:21	0	0	0	95	0
17-Oct-95	2	5	30	2	11:56	12:17	0	1	0	240	0
17-Oct-95	2	6	16	2	13:10	13:32	0	0	0	120	0
18-Oct-95	2	1	32	2	8:00	8:21	0	0	0	775	0
18-Oct-95	2	2	07	2	9:00	9:16	0	2	0	525	0
18-Oct-95	2	3	30	2	9:58	10:18	0	0	0	610	0
18-Oct-95	2	4	29	2	10:50	11:08	0	0	0	1700	0
18-Oct-95	2	5	21	2	11:59	12:19	0	0	0	1220	0
18-Oct-95	2	6	19	2	13:10	13:30	0	0	0	0	0
22-Oct-95	2	1	30	2	8:29	8:49	0	0	0	815	0
22-Oct-95	2	2	29	2	9:29	9:48	0	0	0	280	0
22-Oct-95	2	3	21	2	10:29	10:52	0	0	0	210	0
22-Oct-95	2	4	16	2	12:26	12:45	0	0	0	80	0
23-Oct-95	2	1	30	2	8:36	8:51	0	0	0	740	0
23-Oct-95	2	2	35	2	9:27	9:45	0	0	0	100	0
23-Oct-95	2	3	21	2	10:23	10:44	0	0	0	160	0
23-Oct-95	2	4	19	2	11:37	12:01	0	0	0	360	0

Daily Seine Test Fishing Data, Johnstone Strait, 1995

Date	Vess #	Set #	Loc Code	Key Code	Set Time		Catch				
					Start	Finish	Sock	Coho	Pink	Chum	Chin
23-Oct-95	2	5	07	2	12:38	12:51	0	0	0	2	0
23-Oct-95	2	6	16	2	13:27	13:46	0	0	0	60	0
24-Oct-95	2	1	16	2	8:10	8:27	0	0	0	1625	0
24-Oct-95	2	2	30	2	9:22	9:43	0	0	0	2050	0
24-Oct-95	2	3	29	2	10:30	10:57	0	0	0	12	0
24-Oct-95	2	4	21	2	11:24	11:44	0	0	0	780	0
24-Oct-95	2	5	31	2	12:27	12:43	0	0	0	30	0
24-Oct-95	2	6	19	2	13:10	13:30	0	0	0	780	0
26-Oct-95	2	1	29	2	8:50	9:06	0	0	0	100	0
26-Oct-95	2	2	21	2	9:45	10:08	0	0	0	21	1
26-Oct-95	2	3	19	2	10:45	11:04	0	0	0	190	0
26-Oct-95	2	4	30	2	11:28	11:46	0	0	0	200	0
26-Oct-95	2	5	35	2	12:17	12:38	0	0	0	150	0
26-Oct-95	2	6	16	2	13:28	13:48	0	0	0	190	0
27-Oct-95	2	1	16	2	8:14	8:37	0	0	0	820	0
27-Oct-95	2	2	21	2	10:00	10:23	0	0	0	130	0
27-Oct-95	2	3	35	2	11:00	11:19	0	0	0	480	0
27-Oct-95	2	4	19	2	12:00	12:15	0	1	0	1340	0
27-Oct-95	2	5	30	2	12:51	13:10	0	0	0	600	0
27-Oct-95	2	6	07	2	13:45	14:00	0	0	0	490	0
03-Nov-95	2	1	29	2	9:37	9:56	0	0	0	140	0
03-Nov-95	2	2	21	2	10:37	10:58	0	0	0	170	0
03-Nov-95	2	3	31	2	11:36	11:52	0	0	0	100	0
03-Nov-95	2	4	19	2	12:29	12:47	0	0	0	490	0
03-Nov-95	2	5	30	2	13:24	13:42	0	0	0	110	0
03-Nov-95	2	6	16	2	14:34	14:52	0	0	0	15	0
04-Nov-95	2	1	21	2	9:37	9:54	0	0	0	42	0
04-Nov-95	2	2	31	2	10:25	10:42	0	0	0	3	0
04-Nov-95	2	3	35	2	11:04	11:28	0	0	0	410	0
04-Nov-95	2	4	19	2	12:05	12:25	0	0	0	640	0
04-Nov-95	2	5	30	2	13:05	13:21	0	0	0	230	0
04-Nov-95	2	6	16	2	14:08	14:25	0	0	0	250	0
05-Nov-95	2	1	16	2	8:36	8:55	0	0	0	80	0
05-Nov-95	2	2	30	2	9:45	10:03	0	0	0	20	0
05-Nov-95	2	3	29	2	10:49	11:05	0	0	0	130	1
05-Nov-95	2	4	21	2	11:42	11:57	0	0	0	25	0
05-Nov-95	2	5	35	2	12:42	13:00	0	0	0	110	0
05-Nov-95	2	6	19	2	13:25	13:47	0	0	0	320	0
06-Nov-95	2	1	30	0	9:25	9:40	0	0	0	0	0
06-Nov-95	2	2	21	2	10:29	10:47	0	0	0	250	0
06-Nov-95	2	3	35	2	11:45	12:02	0	0	0	300	0
06-Nov-95	2	4	19	2	12:29	12:46	0	0	0	350	0

Daily Seine Test Fishing Data, Johnstone Strait, 1996

Date	Vess #	Set #	Loc Code	Key Code	Set Time		Catch				
					Start	Finish	Sock	Coho	Pink	Chum	Chin
17-Sep-96	1	1	01	2	7:54	8:17	0	2	0	38	0
17-Sep-96	1	2	12	2	9:20	9:38	0	0	0	0	0
17-Sep-96	1	3	05	2	10:40	10:58	0	5	1	95	1
17-Sep-96	1	4	09	1	11:20	11:40	0	2	0	75	0
18-Sep-96	1	1	01	2	7:48	8:09	0	0	0	13	0
18-Sep-96	1	2	06	2	9:05	9:26	0	0	0	0	0
18-Sep-96	1	3	10	2	9:45	10:05	0	0	0	0	0
18-Sep-96	1	4	05	2	11:50	12:10	2	6	0	322	0
18-Sep-96	1	5	09	2	13:00	13:18	0	0	0	200	0
18-Sep-96	1	6	11	2	14:10	14:27	0	1	0	27	0
19-Sep-96	1	1	07	2	8:00	8:20	1	1	1	13	1
19-Sep-96	1	2	17	2	9:50		0	0	0	4	0
19-Sep-96	1	3	11	2	11:05	11:30	0	0	0	40	0
19-Sep-96	1	4	09	2	12:55	13:15	0	0	1	45	1
20-Sep-96	1	1	01	2	7:50	8:10	0	0	0	0	0
20-Sep-96	1	2	07	2	8:50	9:10	1	0	0	20	0
20-Sep-96	1	3	18	2	9:54	10:12	0	3	0	10	0
20-Sep-96	1	4	08	2	11:00	11:18	0	0	0	3	0
20-Sep-96	1	5	09	2	11:40	12:00	0	0	0	0	0
20-Sep-96	1	6	05	2	12:52		0	0	1	15	0
21-Sep-96	1	1	14	2	8:00	8:18	0	1	0	0	0
21-Sep-96	1	2	05	2	9:07	9:29	0	0	0	0	0
21-Sep-96	1	3	09	1	9:55	10:14	0	1	0	18	0
21-Sep-96	1	4	15	1	11:00	11:20	0	0	0	0	0
21-Sep-96	1	5	11	1	11:50	12:10	0	1	0	23	0
21-Sep-96	1	6	08	2	13:07	13:25	1	2	0	0	0
25-Sep-96	1	1	09	2	8:30	8:48	0	0	0	2	0
25-Sep-96	1	2	02	1	9:20	9:42	0	2	1	75	0
25-Sep-96	1	3	07	1	10:30	10:50	0	0	0	7	0
25-Sep-96	1	4	13	2	11:37	12:00	0	8	1	300	0
25-Sep-96	1	5	11	2	12:55	13:13	0	4	0	216	0
25-Sep-96	1	6	17	2	13:58	14:14	0	1	0	5	0
26-Sep-96	1	1	09	2	8:00		0	0	0	100	0
26-Sep-96	1	2	02	2	9:55	10:19	0	0	0	686	0
26-Sep-96	1	3	18	2	11:08	11:30	0	4	0	290	0
26-Sep-96	1	4	10	2	12:30	12:50	0	6	0	138	0
26-Sep-96	1	5	14	2	13:40	14:00	0	0	0	110	0
26-Sep-96	1	6	05	2	14:35	14:52	0	0	0	74	1
27-Sep-96	1	1	05	2	8:20	8:40	0	3	0	16	0
27-Sep-96	1	2	03	2	10:25	10:43	0	0	0	0	0
27-Sep-96	1	3	17	2	11:35	11:56	0	3	0	45	0
27-Sep-96	1	4	13	2	13:00	13:30	0	4	0	1000	0
27-Sep-96	1	5	07	2	14:05	14:23	0	1	0	205	0
27-Sep-96	1	6	01	2	15:07	15:20	0	0	0	3	0

Daily Seine Test Fishing Data, Johnstone Strait, 1996

Date	Vess #	Set #	Loc Code	Key Code	Set Time		Catch				
					Start	Finish	Sock	Coho	Pink	Chum	Chin
28-Sep-96	1	1	12	2	7:50	8:10	0	0	0	230	0
28-Sep-96	1	2	09	2	8:45	9:04	0	0	0	0	0
28-Sep-96	1	3	11	2	10:15	10:35	0	0	0	143	0
28-Sep-96	1	4	05	1	11:40	12:00	0	3	0	50	0
28-Sep-96	1	5	10	2	13:11	13:30	0	4	0	124	0
28-Sep-96	1	6	14	2	14:25	14:50	0	0	0	222	0
29-Sep-96	1	1	12	2	7:58	8:17	0	0	0	100	0
29-Sep-96	1	2	05	2	9:20	9:39	0	0	0	6	0
29-Sep-96	1	3	09	2	10:25	10:45	0	0	0	65	0
29-Sep-96	1	4	11	2	11:30	11:50	0	3	0	200	0
29-Sep-96	1	5	17	2	12:43	13:02	0	0	0	1	0
29-Sep-96	1	6	13	2	14:20	14:41	0	3	0	400	0
30-Sep-96	1	1	08	1	7:55	8:14	0	0	0	50	0
30-Sep-96	1	2	12	2	9:05	9:25	0	0	0	2	0
30-Sep-96	1	3	05	2	10:10	10:30	0	0	0	400	0
30-Sep-96	1	4	09	2	11:20	11:38	0	0	0	880	0
30-Sep-96	1	5	02	1	12:25		0	0	0	50	0
01-Oct-96	1	1	01	1	7:45	8:06	0	6	0	250	0
01-Oct-96	1	2	12	2	9:38	9:55	1	0	0	0	0
01-Oct-96	1	3	05	2	10:36		0	3	0	425	0
01-Oct-96	1	4	09	2	11:45	12:03	0	0	0	146	0
01-Oct-96	1	5	11	2	13:15	13:34	0	0	0	324	0
01-Oct-96	1	6	07	1	14:20	14:37	0	2	0	100	0
02-Oct-96	1	1	18	2	8:00	8:25	0	0	0	3	0
02-Oct-96	1	2	05	2	10:05	10:20	0	0	0	2	0
03-Oct-96	1	1	08	2	8:05	8:25	0	0	0	0	0
03-Oct-96	1	2	11	2	9:15		0	0	0	265	0
03-Oct-96	1	3	07	2	10:20	10:38	0	0	0	6	0
03-Oct-96	1	4	06	2	11:17	11:35	0	0	0	1	0
03-Oct-96	1	5	05	2	13:00	13:21	0	0	0	0	0
03-Oct-96	1	6	09	2	14:00	14:18	0	0	0	79	0
04-Oct-96	1	1	07	2	8:05	8:25	0	2	0	219	0
04-Oct-96	1	2	01	2	9:10	9:29	0	0	0	233	0
04-Oct-96	1	3	11	2	10:25	10:45	0	1	0	0	0
04-Oct-96	1	4	05	2	11:40	12:00	0	6	0	50	0
04-Oct-96	1	5	09	2	12:40	13:01	0	0	0	0	0
04-Oct-96	1	6	08	2	13:25		0	0	0	0	0
06-Oct-96	1	1	10	2	8:45	9:04	0	0	0	4	0
06-Oct-96	1	2	05	2	10:20	10:38	0	0	0	12	0
07-Oct-96	1	1	09	2	7:50	8:10	0	0	0	220	0
07-Oct-96	1	2	18	2	9:10	9:28	0	0	0	112	0
07-Oct-96	1	3	07	2	10:25	10:45	0	1	0	100	0
07-Oct-96	1	4	01	2	11:30	11:52	0	0	0	20	0
07-Oct-96	1	5	11	2	12:35	12:55	0	0	0	530	0
07-Oct-96	1	6	06	2	14:05	14:22	0	0	0	12	0

Daily Seine Test Fishing Data, Johnstone Strait, 1996

Date	Vess #	Set #	Loc Code	Key Code	Set Time		Catch				
					Start	Finish	Sock	Coho	Pink	Chum	Chin
08-Oct-96	1	1	05	2	8:45	9:03	0	1	0	200	0
08-Oct-96	1	2	14	2	10:10	10:27	0	0	0	0	0
08-Oct-96	1	3	09	2	11:05	11:24	0	0	0	40	0
08-Oct-96	1	4	17	2	12:25	12:44	0	1	0	15	0
08-Oct-96	1	5	07	2	13:15	13:33	0	0	0	0	0
08-Oct-96	1	6	11	1	14:10	14:28	0	0	0	275	0
09-Oct-96	1	1	10	2	8:20	8:38	0	0	0	30	0
09-Oct-96	1	2	05	2	9:20	9:37	0	0	0	597	0
09-Oct-96	1	3	18	2	10:20	10:40	0	0	0	300	0
09-Oct-96	1	4	17	2	11:40	11:59	0	1	0	6	0
09-Oct-96	1	5	07	2	12:25	12:41	0	0	0	225	0
09-Oct-96	1	6	01	2	13:35	13:52	0	0	0	12	0
10-Oct-96	1	1	14	2	8:20	9:27	0	0	0	25	0
10-Oct-96	1	2	10	2	9:10	9:30	0	0	0	20	0
10-Oct-96	1	3	05	2	10:20	10:38	0	3	0	90	0
10-Oct-96	1	4	13	2	12:10	12:30	0	0	0	112	0
10-Oct-96	1	5	11	2	13:47	14:03	0	0	0	0	0
10-Oct-96	1	6	08	2	15:10	15:30	0	0	0	25	0
11-Oct-96	1	1	05	2	8:05	8:27	0	0	0	125	0
11-Oct-96	1	2	09	2	9:10	9:29	0	0	0	18	0
11-Oct-96	1	3	11	2	10:45	11:03	0	0	0	0	0
11-Oct-96	1	4	13	2	12:40	13:05	0	0	0	8500	0
11-Oct-96	1	5	07	1	14:10	14:30	0	0	0	180	0
11-Oct-96	1	6	01	2	15:25		0	0	0	40	0
14-Oct-96	1	1	08	2	8:05	8:22	0	0	0	150	0
14-Oct-96	1	2	05	2	9:05	9:25	0	1	0	40	0
14-Oct-96	1	3	09	2	10:22		0	0	0	75	0
14-Oct-96	1	4	03	2	11:25	11:45	0	0	0	8	0
14-Oct-96	1	5	18	2	13:15	13:32	0	0	0	18	0
14-Oct-96	1	6	13	2	14:18	14:36	0	0	0	2000	0
15-Oct-96	1	1	12	2	7:55	8:13	0	2	0	975	0
15-Oct-96	1	2	09	2	10:33	10:50	0	3	0	1350	0
15-Oct-96	1	3	02	2	12:47	12:57	0	0	0	1425	0
15-Oct-96	1	4	18	2	14:10	14:25	0	0	0	250	0
15-Oct-96	1	5	13	2	15:05	15:25	0	0	0	4125	0
16-Oct-96	1	1	06	2	8:15	8:32	0	0	0	250	0
16-Oct-96	1	2	12	2	9:10	9:28	0	0	0	200	0
16-Oct-96	1	3	05	2	10:20	10:39	0	0	0	500	0
16-Oct-96	1	4	09	2	11:25	11:42	0	0	0	521	0
16-Oct-96	1	5	07	2	16:15	16:31	0	0	0	250	0
16-Oct-96	1	6	34	2	17:00	17:18	0	0	0	1200	0
18-Oct-96	1	1	01	2	8:15	8:34	0	0	0	100	0
18-Oct-96	1	2	07	2	9:15	9:30	0	0	0	90	0
18-Oct-96	1	3	11	2	11:00	11:25	0	0	0	2	0
18-Oct-96	1	4	05	2	12:40	13:00	0	0	0	1200	0

Daily Seine Test Fishing Data, Johnstone Strait, 1996

Date	Vess #	Set #	Loc Code	Key Code	Set Time		Catch				
					Start	Finish	Sock	Coho	Pink	Chum	Chin
18-Oct-96	1	5	09	2	14:00	14:15	0	0	0	400	0
18-Oct-96	1	6	02	2	15:05	15:20	0	0	0	1	0
19-Oct-96	1	1	01	2	8:00		0	0	0	250	0
19-Oct-96	1	2	07	1	9:00	9:17	0	0	0	20	0
19-Oct-96	1	3	11	2	10:10	10:32	0	0	0	1027	0
19-Oct-96	1	4	06	2	11:20	11:38	0	0	0	1290	0
19-Oct-96	1	5	12	2	12:25	12:42	0	0	0	1003	0
19-Oct-96	1	6	05	2	13:50	14:10	0	0	0	886	0
20-Oct-96	1	1	01	2	8:30	8:48	0	0	0	0	0
20-Oct-96	1	2	05	2	10:50	11:11	0	0	0	51	0
20-Oct-96	1	3	08	2	12:08	12:20	0	0	0	50	0
22-Oct-96	1	1	18	2	8:30	8:48	0	0	0	194	0
22-Oct-96	1	2	14	2	9:45	10:02	0	0	0	30	0
22-Oct-96	1	3	07	2	11:20	11:41	0	0	0	100	0
22-Oct-96	1	4	11	2	12:40	13:00	0	0	0	19	0
22-Oct-96	1	5	06	2	13:59	14:18	0	0	0	130	0
22-Oct-96	1	6	12	2	15:02	15:20	0	0	0	100	0
23-Oct-96	1	1	03	2	8:00	8:20	0	0	0	1	0
23-Oct-96	1	2	10	2	9:25	9:44	0	0	0	1000	0
24-Oct-96	1	1	02	2	9:00	9:20	0	0	0	1000	0
24-Oct-96	1	2	07	2	10:10	10:29	0	0	0	25	0
24-Oct-96	1	3	17	2	11:05	11:26	0	0	0	70	0
24-Oct-96	1	4	11	2	12:05	12:23	0	0	0	700	0
24-Oct-96	1	5	09	2	14:20	14:38	0	0	0	5	0
24-Oct-96	1	6	08	2	14:54		0	0	0	100	0
25-Oct-96	1	1	09	2	8:20	8:37	0	0	0	120	0
25-Oct-96	1	2	10	2	10:15	10:35	0	0	0	20	0
25-Oct-96	1	3	05	2	11:15	11:33	0	0	0	40	0
25-Oct-96	1	4	13	2	12:25	12:45	0	0	0	450	0
25-Oct-96	1	5	07	2	13:20	13:38	0	0	0	75	0
25-Oct-96	1	6	01	2	14:12	14:30	0	0	0	120	0
28-Oct-96	1	1	12	2	7:55	8:12	0	0	0	0	0
28-Oct-96	1	2	09	2	10:13	10:31	0	0	0	300	0
28-Oct-96	1	3	02	2	11:15		0	0	0	800	0
29-Oct-96	1	1	08	2	8:09	8:26	0	0	0	300	0
29-Oct-96	1	2	05	2	9:04	9:24	0	0	0	750	0
29-Oct-96	1	3	09	2	10:26	10:45	0	0	0	1550	0
29-Oct-96	1	4	02	2	11:25	11:43	0	0	0	3500	0
29-Oct-96	1	5	13	2	13:50	14:10	0	0	0	10000	0
29-Oct-96	1	6	01	2	15:00	15:18	0	0	0	20	0
30-Oct-96	1	1	12	2	8:10	8:30	0	0	0	1600	0
30-Oct-96	1	2	05	2	9:25	9:44	0	0	0	459	0
30-Oct-96	1	3	09	2	10:30	10:47	0	0	0	262	2
30-Oct-96	1	4	02	2	12:28	12:45	0	0	0	657	0
30-Oct-96	1	5	11	2	13:35	13:52	0	0	0	350	0

Daily Seine Test Fishing Data, Johnstone Strait, 1996

Date	Vess #	Set #	Loc Code	Key Code	Set Time		Catch				
					Start	Finish	Sock	Coho	Pink	Chum	Chin
30-Oct-96	1	6	07	2	15:05	15:22	0	0	0	1	0
31-Oct-96	1	1	01	2	8:00	8:20	0	0	0	50	0
31-Oct-96	1	2	12	2	9:40	9:59	0	0	0	115	0
31-Oct-96	1	3	05	2	10:40	10:57	0	0	0	30	0
31-Oct-96	1	4	09	2	11:43	12:00	0	0	0	200	0
31-Oct-96	1	5	11	2	13:10	13:28	0	0	0	0	0
31-Oct-96	1	6	02	1	14:10	14:22	0	0	0	0	0
01-Nov-96	1	1	01	2	7:44		0	0	0	2	0
01-Nov-96	1	2	06	2	8:50	9:10	0	0	0	160	0
01-Nov-96	1	3	12	2	9:50	10:11	0	0	0	300	0
01-Nov-96	1	4	05	1	10:55	11:17	0	0	0	30	0
01-Nov-96	1	5	11	2	12:36	12:45	0	0	0	70	0
01-Nov-96	1	6	09	2	13:37	13:54	0	0	0	0	0
04-Nov-96	1	1	01	2	7:50		0	0	0	2	0
04-Nov-96	1	2	07	2	8:47	9:05	0	0	0	30	0
04-Nov-96	1	3	11	2	10:05	10:25	0	0	0	30	0
04-Nov-96	1	4	06	2	11:05	11:24	0	0	0	200	0
04-Nov-96	1	5	12	2	12:03	12:21	0	0	0	1	0
04-Nov-96	1	6	05	2	13:10	13:28	0	0	0	1	0
05-Nov-96	1	1	01	2	7:50	8:08	0	0	0	8	0
05-Nov-96	1	2	07	2	8:45	9:02	0	0	0	12	0
05-Nov-96	1	3	11	2	11:00	11:18	0	0	0	15	0
06-Nov-96	1	1	01	2	7:58	8:17	0	0	0	3	0
06-Nov-96	1	2	11	2	10:10	10:30	0	0	0	8	0
06-Nov-96	1	3	09	2	11:20	11:40	0	0	0	200	0
10-Sep-96	2	1	30	2	8:21	8:40	1	5	8	36	0
10-Sep-96	2	2	29	2	9:13	9:41	1	1	0	19	1
10-Sep-96	2	3	21	1	10:19	10:42	0	5	0	9	0
10-Sep-96	2	4	31	2	11:25	11:40	0	0	0	2	0
10-Sep-96	2	5	19	2	12:09	12:33	0	4	7	30	1
10-Sep-96	2	6	16	2	13:31	13:54	0	0	0	6	0
11-Sep-96	2	1	21	2	8:29	8:53	3	1	2	111	1
11-Sep-96	2	2	29	0	9:33	9:54	0	0	0	0	0
11-Sep-96	2	3	31	2	10:42	11:00	1	2	0	0	0
11-Sep-96	2	4	19	1	11:36	11:57	0	0	5	2	1
11-Sep-96	2	5	30	2	12:40	12:57	0	0	0	6	0
11-Sep-96	2	6	16	1	14:00	14:24	0	2	1	182	2
12-Sep-96	2	1	16	2	7:42	8:04	0	0	0	6	0
12-Sep-96	2	2	30	2	8:45	9:06	0	0	0	43	1
12-Sep-96	2	3	21	2	10:12	10:32	0	0	1	53	2
12-Sep-96	2	4	29	2	11:05	11:33	1	3	7	35	1
12-Sep-96	2	5	19	2	11:48	12:26	3	3	0	56	0
12-Sep-96	2	6	07	2	13:24	13:41	0	0	0	0	0
17-Sep-96	2	1	31	2	8:28	8:45	0	2	0	85	0
17-Sep-96	2	2	21	2	9:30	9:53	4	2	2	200	0

Daily Seine Test Fishing Data, Johnstone Strait, 1996

Date	Vess #	Set #	Loc Code	Key Code	Set Time		Catch				
					Start	Finish	Sock	Coho	Pink	Chum	Chin
17-Sep-96	2	3	35	2	10:38	10:58	0	5	0	31	1
17-Sep-96	2	4	19	2	11:33	11:55	0	1	2	60	1
17-Sep-96	2	5	30	2	12:31	12:51	0	3	2	54	2
17-Sep-96	2	6	16	2	13:41	14:04	0	0	1	14	1
18-Sep-96	2	1	29	2	8:15	8:33	0	1	1	35	0
18-Sep-96	2	2	21	2	9:13	9:34	2	0	0	20	0
18-Sep-96	2	3	31	2	10:15	10:33	0	4	0	50	0
18-Sep-96	2	4	19	2	11:21	11:42	2	4	1	90	0
18-Sep-96	2	5	30	1	12:07	12:26	1	0	1	160	1
18-Sep-96	2	6	16	2	13:26	13:47	2	3	0	115	0
19-Sep-96	2	1	30	2	8:02	8:26	0	2	0	40	0
19-Sep-96	2	2	31	2	9:14	9:32	0	1	0	11	0
19-Sep-96	2	3	35	2	10:20	10:21	1	0	1	270	0
19-Sep-96	2	4	19	2	11:13	11:35	0	0	1	260	0
19-Sep-96	2	5	16	2	12:41	13:01	0	0	0	20	2
20-Sep-96	2	1	16	2	7:45	8:08	0	2	0	6	0
20-Sep-96	2	2	29	2	9:05	9:27	0	0	1	1	0
20-Sep-96	2	3	21	2	10:10	10:21	0	0	6	1	0
20-Sep-96	2	4	31	1	11:08	11:26	0	1	0	0	0
20-Sep-96	2	5	19	2	12:02	12:21	0	0	3	10	0
20-Sep-96	2	6	30	2	12:46	12:58	0	0	1	45	0
21-Sep-96	2	1	07	2	8:00	8:14	0	0	0	0	0
21-Sep-96	2	2	21	2	9:04	9:21	1	0	4	105	0
21-Sep-96	2	3	29	1	10:04	10:22	0	0	0	9	0
21-Sep-96	2	4	19	2	10:52	11:10	1	1	1	47	0
21-Sep-96	2	5	30	2	11:32	11:49	0	5	2	152	0
21-Sep-96	2	6	16	2	12:38	13:01	1	3	3	28	0
25-Sep-96	2	1	30	2	8:21	8:37	0	1	1	90	0
25-Sep-96	2	2	29	1	9:30	9:46	0	0	0	0	0
25-Sep-96	2	3	21	2	10:24	10:39	0	0	0	65	0
25-Sep-96	2	4	31	2	11:22	11:39	0	0	0	0	0
25-Sep-96	2	5	19	2	12:09	12:26	0	1	1	47	0
25-Sep-96	2	6	16	2	13:26	13:46	0	0	0	60	2
26-Sep-96	2	1	35	2	8:16	8:38	0	1	0	190	0
26-Sep-96	2	2	21	2	9:34	9:53	0	0	0	410	0
26-Sep-96	2	3	19	1	10:48	11:07	0	1	0	381	0
26-Sep-96	2	4	30	2	12:00	12:21	0	0	1	45	0
26-Sep-96	2	5	07	2	13:12	13:25	0	1	0	1	0
26-Sep-96	2	6	16	2	14:08	14:25	0	0	1	18	0
27-Sep-96	2	1	31	2	8:23	8:39	0	0	0	0	0
27-Sep-96	2	2	21	2	9:28	9:45	0	1	0	310	0
27-Sep-96	2	3	35	2	10:28	10:48	0	1	0	150	1
27-Sep-96	2	4	19	2	11:18	11:40	0	1	1	160	0
27-Sep-96	2	5	30	2	12:10	12:27	0	1	0	160	0
27-Sep-96	2	6	32	2	13:03	13:18	0	0	0	4	0

Daily Seine Test Fishing Data, Johnstone Strait, 1996

Date	Vess #	Set #	Loc Code	Key Code	Set Time		Catch				
					Start	Finish	Sock	Coho	Pink	Chum	Chin
28-Sep-96	2	1	19	0	8:17	8:38	0	0	0	0	0
28-Sep-96	2	2	31	2	9:14	9:31	0	0	0	0	0
28-Sep-96	2	3	21	2	10:13	10:32	0	1	0	119	0
28-Sep-96	2	4	29	2	11:18	11:35	0	1	0	200	0
28-Sep-96	2	5	30	2	12:14	12:31	0	0	0	0	0
28-Sep-96	2	6	16	2	13:13	13:39	0	0	0	100	0
29-Sep-96	2	1	21	2	8:46	9:05	0	2	0	310	0
29-Sep-96	2	2	29	2	9:53	10:11	0	0	0	62	0
29-Sep-96	2	3	19	2	10:58	11:18	0	0	0	0	0
29-Sep-96	2	4	30	2	11:19	11:40	0	0	0	1	0
29-Sep-96	2	5	07	2	12:25	12:42	0	0	0	1	0
29-Sep-96	2	6	16	2	13:18	13:35	0	0	0	40	3
30-Sep-96	2	1	16	2	7:54	8:16	0	0	0	140	0
01-Oct-96	2	1	16	2	7:43	8:00	0	1	0	160	0
01-Oct-96	2	2	30	2	8:57	9:16	0	0	0	570	1
01-Oct-96	2	3	31	2	10:11	10:27	0	0	0	140	0
01-Oct-96	2	4	21	2	11:07	11:28	0	0	0	730	0
01-Oct-96	2	5	35	2	12:12	12:29	0	0	0	680	0
01-Oct-96	2	6	19	2	13:02	13:23	0	0	0	1220	1
02-Oct-96	2	1	16	2	7:46	8:06	0	0	0	100	0
02-Oct-96	2	2	21	2	9:37	9:57	0	0	0	1	0
03-Oct-96	2	1	21	2	8:55	9:16	0	0	0	3	0
03-Oct-96	2	2	35	2	10:13	10:31	0	4	0	110	0
03-Oct-96	2	3	19	2	11:03	11:23	0	6	0	200	0
03-Oct-96	2	4	30	2	12:04	12:25	0	4	0	420	0
03-Oct-96	2	5	32	2	12:55	13:10	0	3	0	220	0
03-Oct-96	2	6	16	2	13:52	14:11	0	0	0	90	0
04-Oct-96	2	1	16	2	7:50	8:15	0	2	0	80	0
04-Oct-96	2	2	30	2	9:03	9:25	0	1	0	110	0
04-Oct-96	2	3	29	2	10:11	10:29	0	0	0	1150	0
04-Oct-96	2	4	31	2	11:11	11:27	0	1	0	160	0
04-Oct-96	2	5	21	2	12:20	12:40	0	0	0	140	0
04-Oct-96	2	6	19	2	13:25	13:39	0	0	0	2	0
05-Oct-96	2	1	16	2	7:45	8:04	0	0	0	12	0
05-Oct-96	2	2	07	2	8:45	9:02	0	0	0	1230	0
05-Oct-96	2	3	30	2	9:57	10:14	0	2	0	76	0
05-Oct-96	2	4	29	2	10:46	11:06	0	1	0	420	0
05-Oct-96	2	5	21	2	11:45	12:06	0	0	0	80	0
05-Oct-96	2	6	35	2	12:48	13:04	0	0	0	23	0
07-Oct-96	2	1	29	2	8:13	8:31	0	0	0	133	0
07-Oct-96	2	2	21	2	9:18	9:37	0	0	0	310	0
07-Oct-96	2	3	31	2	10:27	10:44	0	0	0	60	0
07-Oct-96	2	4	19	2	11:16	11:37	0	0	0	580	0
07-Oct-96	2	5	30	2	12:11	12:32	0	3	0	180	0
07-Oct-96	2	6	16	2	13:21	13:38	0	0	0	1320	0

Daily Seine Test Fishing Data, Johnstone Strait, 1996

Date	Vess #	Set #	Loc Code	Key Code	Set Time		Catch				
					Start	Finish	Sock	Coho	Pink	Chum	Chin
08-Oct-96	2	1	30	2	8:19	8:38	0	3	0	620	0
08-Oct-96	2	2	31	1	9:23	9:42	0	0	0	94	0
08-Oct-96	2	3	21	2	10:30	10:51	0	0	0	570	0
08-Oct-96	2	4	35	2	11:43	12:04	0	1	0	280	0
08-Oct-96	2	5	19	2	12:32	12:55	0	0	0	80	0
08-Oct-96	2	6	16	2	13:50	14:05	0	0	0	240	0
09-Oct-96	2	1	30	2	8:10	8:30	0	1	0	320	0
09-Oct-96	2	2	29	2	9:26	9:51	0	0	0	200	0
09-Oct-96	2	3	21	2	10:35	10:53	0	0	0	140	0
09-Oct-96	2	4	31	2	11:38	11:57	0	1	0	2	0
09-Oct-96	2	5	19	2	12:23	12:45	0	0	0	100	0
09-Oct-96	2	6	16	2	13:40	13:57	0	0	0	35	0
10-Oct-96	2	1	21	2	8:42	9:00	0	1	0	230	0
10-Oct-96	2	2	31	2	9:51	10:06	0	0	0	230	0
10-Oct-96	2	3	35	2	11:21	11:42	0	0	0	1170	0
10-Oct-96	2	4	19	2	12:12	12:35	0	2	0	270	1
10-Oct-96	2	5	32	2	13:22	13:38	0	0	0	50	0
10-Oct-96	2	6	16	2	14:13	14:38	0	0	0	10	0
11-Oct-96	2	1	16	2	7:40	7:58	0	1	0	1210	0
11-Oct-96	2	2	30	2	9:07	9:24	0	0	0	270	0
11-Oct-96	2	3	35	2	9:59	10:19	0	0	0	270	0
11-Oct-96	2	4	21	2	11:05	11:19	0	0	0	950	0
11-Oct-96	2	5	31	2	12:07	12:21	0	0	0	420	0
11-Oct-96	2	6	19	1	13:02	13:23	0	0	0	25	0
13-Oct-96	2	1	16	2	7:52	8:12	0	0	0	50	0
13-Oct-96	2	2	30	2	8:58	9:15	0	1	0	820	0
13-Oct-96	2	3	29	2	10:07	12:28	0	0	0	90	0
13-Oct-96	2	4	21	1	11:03	11:19	0	0	0	180	0
13-Oct-96	2	5	31	2	11:57	12:14	0	0	0	20	0
13-Oct-96	2	6	19	2	12:52	13:10	0	0	0	220	0
14-Oct-96	2	1	21	2	10:09	10:28	0	0	0	3	0
14-Oct-96	2	2	31	2	11:01	11:18	0	0	0	320	0
14-Oct-96	2	3	29	2	11:56	11:09	0	0	0	220	0
14-Oct-96	2	4	19	2	12:37	12:56	0	0	0	710	0
14-Oct-96	2	5	30	2	13:30	13:57	0	1	0	880	0
14-Oct-96	2	6	16	2	14:40	15:00	0	1	0	170	0
15-Oct-96	2	1	30	2	8:05	8:24	0	0	0	57	0
15-Oct-96	2	2	19	0	8:53	9:06	0	0	0	0	0
15-Oct-96	2	3	31	2	10:03	10:19	0	0	0	0	0
15-Oct-96	2	4	21	2	10:59	11:16	0	0	0	76	0
15-Oct-96	2	5	35	2	11:51	12:09	0	0	0	75	0
15-Oct-96	2	6	16	2	17:43	18:04	0	0	0	130	0
16-Oct-96	2	1	35	2	8:12	8:37	0	0	0	270	0
16-Oct-96	2	2	21	2	9:11	9:31	0	0	0	105	0
16-Oct-96	2	3	30	2	11:22	11:34	0	0	0	1020	0

Daily Seine Test Fishing Data, Johnstone Strait, 1996

Date	Vess #	Set #	Loc Code	Key Code	Set Time		Catch				
					Start	Finish	Sock	Coho	Pink	Chum	Chin
16-Oct-96	2	4	19	2	13:33	13:53	0	0	0	1800	0
18-Oct-96	2	1	30	1	11:58	12:16	0	0	0	0	0
18-Oct-96	2	2	29	2	12:56	13:16	0	0	0	100	0
18-Oct-96	2	3	35	2	13:56	14:15	0	0	0	14	1
18-Oct-96	2	4	19	2	14:46	15:04	0	0	0	140	0
18-Oct-96	2	5	31	2	15:43	16:04	0	1	0	50	0
18-Oct-96	2	6	16	2	16:53	17:14	0	0	0	70	0
19-Oct-96	2	1	31	2	8:25	8:40	0	0	0	15	0
19-Oct-96	2	2	21	2	9:24	9:50	0	0	0	190	0
19-Oct-96	2	3	29	2	10:35	10:57	0	1	0	3330	0
19-Oct-96	2	4	19	2	11:41	12:02	0	0	0	740	0
19-Oct-96	2	5	30	2	12:34	12:50	0	0	0	50	0
19-Oct-96	2	6	16	2	13:41	14:04	0	0	0	20	0
20-Oct-96	2	1	16	2	8:16	8:38	0	0	0	30	0
22-Oct-96	2	1	16	2	8:09	8:31	0	0	0	100	0
22-Oct-96	2	2	19	2	9:17	9:39	0	0	0	26	0
22-Oct-96	2	3	31	2	10:15	10:30	0	0	0	6	0
22-Oct-96	2	4	21	2	11:00	11:25	0	0	0	160	0
22-Oct-96	2	5	29	2	12:00	12:21	0	0	0	400	0
22-Oct-96	2	6	30	2	12:56	13:14	0	0	0	0	0
23-Oct-96	2	1	21	2	8:58	9:18	0	0	0	0	0
24-Oct-96	2	1	30	2	8:35	8:59	0	0	0	19	0
24-Oct-96	2	2	35	2	9:23	9:42	0	0	0	60	0
24-Oct-96	2	3	21	2	10:27	10:48	0	0	0	2	0
24-Oct-96	2	4	31	2	11:20	11:37	0	0	0	75	0
24-Oct-96	2	5	19	2	12:18	12:42	0	0	0	0	0
24-Oct-96	2	6	16	2	13:27	13:43	0	0	0	870	0
25-Oct-96	2	1	30	2	8:39	8:57	0	0	0	530	0
25-Oct-96	2	2	29	2	9:35	9:54	0	0	0	160	0
25-Oct-96	2	3	21	2	10:41	11:01	0	0	0	24	0
25-Oct-96	2	4	31	2	11:31	11:45	0	0	0	42	0
25-Oct-96	2	5	19	2	12:15	12:35	0	0	0	100	0
25-Oct-96	2	6	16	2	13:25	13:50	0	0	0	135	0
28-Oct-96	2	1	16	2	7:58	8:25	0	0	0	60	0
28-Oct-96	2	2	30	2	9:08	9:25	0	1	0	40	0
28-Oct-96	2	3	35	2	10:01	10:16	0	0	0	50	0
28-Oct-96	2	4	19	2	10:40	11:01	0	0	0	65	0
29-Oct-96	2	1	31	2	8:23	8:38	0	0	0	90	0
29-Oct-96	2	2	21	2	9:30	9:50	0	0	0	1240	0
29-Oct-96	2	3	29	2	10:44	11:02	0	0	0	1800	0
29-Oct-96	2	4	19	2	11:48	12:10	0	0	0	3300	0
29-Oct-96	2	5	30	2	12:58	13:19	0	0	0	800	0
29-Oct-96	2	6	16	2	14:08	14:28	0	0	0	40	0
30-Oct-96	2	1	16	2	7:42	8:03	0	0	0	390	0
30-Oct-96	2	2	21	2	9:24	9:45	0	0	0	1000	0

Daily Seine Test Fishing Data, Johnstone Strait, 1996

Date	Vess #	Set #	Loc Code	Key Code	Set Time		Catch				
					Start	Finish	Sock	Coho	Pink	Chum	Chin
30-Oct-96	2	3	31	2	10:35	10:54	0	0	0	14	0
30-Oct-96	2	4	35	2	11:27	11:47	0	0	0	280	0
30-Oct-96	2	5	19	2	12:14	12:32	0	0	0	180	0
30-Oct-96	2	6	30	2	13:07	13:26	0	0	0	120	0
31-Oct-96	2	1	30	2	8:08	8:31	0	0	0	22	0
31-Oct-96	2	2	31	2	9:15	9:31	0	0	0	75	0
31-Oct-96	2	3	21	2	10:17	10:38	0	0	0	500	0
31-Oct-96	2	4	29	2	11:21	11:41	0	0	0	60	0
31-Oct-96	2	5	35	2	12:06	12:23	0	0	0	220	0
31-Oct-96	2	6	16	2	13:18	13:41	0	0	0	10	0
01-Nov-96	2	1	16	2	7:49	8:11	0	0	0	190	0
01-Nov-96	2	2	31	2	9:22	9:42	0	0	0	20	0
01-Nov-96	2	3	21	2	10:25	10:46	0	0	0	220	0
01-Nov-96	2	4	35	2	11:26	11:45	0	0	0	0	0
01-Nov-96	2	5	19	2	12:00	12:14	0	0	0	35	0
01-Nov-96	2	6	30	2	12:40	13:03	0	0	0	150	0
02-Nov-96	2	1	29	1	8:36	8:59	0	0	0	220	0
02-Nov-96	2	2	21	2	9:47	10:08	0	0	0	100	0
02-Nov-96	2	3	19	2	10:45	11:02	0	0	0	310	0
02-Nov-96	2	4	07	2	11:32	11:45	0	0	0	2	0
02-Nov-96	2	5	30	2	12:14	12:30	0	0	0	1730	0
02-Nov-96	2	6	16	2	13:21	13:37	0	0	0	50	0
05-Nov-96	2	1	21	2	8:39	9:03	0	0	0	210	0
05-Nov-96	2	2	16	2	10:59		0	0	0	400	0
06-Nov-96	2	1	35	2	8:21	8:41	0	0	0	30	0
06-Nov-96	2	2	19	2	9:06	9:28	0	0	0	25	0
06-Nov-96	2	3	32	2	10:26	10:44	0	0	0	60	0
06-Nov-96	2	4	16	2	11:20	11:46	0	0	0	40	0

Catch Summary, Nimpkish Seine Chum Test Fishing, 1993

Date	Catch	# of Sets	CPUE
26-Sep-93			
27-Sep-93			
28-Sep-93			
29-Sep-93			
30-Sep-93			
01-Oct-93			
02-Oct-93			
Statweek Total	101		
03-Oct-93			
04-Oct-93			
05-Oct-93			
06-Oct-93			
07-Oct-93			
08-Oct-93			
09-Oct-93			
Statweek Total	102		
10-Oct-93			
11-Oct-93			
12-Oct-93			
13-Oct-93			
14-Oct-93			
15-Oct-93			
16-Oct-93			
Statweek Total	103		
17-Oct-93			
18-Oct-93			
19-Oct-93			
20-Oct-93			
21-Oct-93			
22-Oct-93			
23-Oct-93			
Statweek Total	104		
24-Oct-93			
25-Oct-93			
26-Oct-93			
27-Oct-93			
28-Oct-93			
29-Oct-93			
30-Oct-93			
Statweek Total	105		
31-Oct-93			
01-Nov-93			
02-Nov-93			
03-Nov-93			
04-Nov-93			
05-Nov-93			
06-Nov-93			
Statweek Total	111		

Date	Catch	# of Sets	CPUE
07-Nov-93			
08-Nov-93			
09-Nov-93			
10-Nov-93			
11-Nov-93			
12-Nov-93			
13-Nov-93			
Statweek Total	112		
14-Nov-93			
15-Nov-93			
16-Nov-93			
17-Nov-93	3050	1	3050.0
18-Nov-93			
19-Nov-93	474	6	79.0
20-Nov-93	2625	1	2625.0
Statweek Total	113	8	768.6
21-Nov-93	2287	6	381.2
22-Nov-93			
23-Nov-93	1920	3	640.0
24-Nov-93	524	3	174.7
25-Nov-93			
26-Nov-93			
27-Nov-93			
Statweek Total	114	12	394.3
28-Nov-93			
29-Nov-93	270	2	135.0
30-Nov-93			
01-Dec-93			
02-Dec-93			
03-Dec-93			
04-Dec-93			
Statweek Total	121	2	135.0
05-Dec-93			
06-Dec-93			
07-Dec-93			
08-Dec-93			
09-Dec-93			
10-Dec-93			
11-Dec-93			
Statweek Total	122		
12-Dec-93			
13-Dec-93			
14-Dec-93			
15-Dec-93			
16-Dec-93			
17-Dec-93			
18-Dec-93			
Statweek Total	123		

Catch Summary, Nimpkish Seine Chum Test Fishing, 1994

Date	Catch	# of Sets	CPUE
25-Sep-94			
26-Sep-94			
27-Sep-94			
28-Sep-94			
29-Sep-94			
30-Sep-94			
01-Oct-94			
Statweek Total	101		
02-Oct-94			
03-Oct-94			
04-Oct-94			
05-Oct-94			
06-Oct-94			
07-Oct-94			
08-Oct-94			
Statweek Total	102		
09-Oct-94			
10-Oct-94			
11-Oct-94			
12-Oct-94			
13-Oct-94			
14-Oct-94			
15-Oct-94			
Statweek Total	103		
16-Oct-94			
17-Oct-94			
18-Oct-94			
19-Oct-94			
20-Oct-94			
21-Oct-94			
22-Oct-94			
Statweek Total	104		
23-Oct-94			
24-Oct-94			
25-Oct-94			
26-Oct-94			
27-Oct-94			
28-Oct-94			
29-Oct-94			
Statweek Total	105		
30-Oct-94			
31-Oct-94			
01-Nov-94			
02-Nov-94			
03-Nov-94			
04-Nov-94			
05-Nov-94			
Statweek Total	111		

Date	Catch	# of Sets	CPUE	
06-Nov-94				
07-Nov-94				
08-Nov-94	181	6	30.2	
09-Nov-94	1392	6	232.0	
10-Nov-94				
11-Nov-94				
12-Nov-94				
Statweek Total	112	1573	12	131.1
13-Nov-94				
14-Nov-94				
15-Nov-94	61	5	12.2	
16-Nov-94	180	6	30.0	
17-Nov-94				
18-Nov-94				
19-Nov-94				
Statweek Total	113	241	11	21.9
20-Nov-94				
21-Nov-94				
22-Nov-94	350	1	350.0	
23-Nov-94	2931	5	586.2	
24-Nov-94				
25-Nov-94				
26-Nov-94				
Statweek Total	114	3281	6	546.8
27-Nov-94				
28-Nov-94				
29-Nov-94	3000	1	3000.0	
30-Nov-94	4300	5	860.0	
01-Dec-94	871	6	145.2	
02-Dec-94				
03-Dec-94				
Statweek Total	121	8171	12	680.9
04-Dec-94				
05-Dec-94				
06-Dec-94	375	2	187.5	
07-Dec-94				
08-Dec-94				
09-Dec-94				
10-Dec-94				
Statweek Total	122	375	2	187.5

Catch Summary, Nimpkish Seine Chum Test Fishing, 1995

Date	Catch	# of Sets	CPUE
01-Oct-95			
02-Oct-95			
03-Oct-95			
04-Oct-95			
05-Oct-95			
06-Oct-95			
07-Oct-95			
Statweek Total	101		
08-Oct-95			
09-Oct-95			
10-Oct-95			
11-Oct-95			
12-Oct-95			
13-Oct-95			
14-Oct-95			
Statweek Total	102		
15-Oct-95			
16-Oct-95			
17-Oct-95			
18-Oct-95			
19-Oct-95			
20-Oct-95			
21-Oct-95			
Statweek Total	103		
22-Oct-95			
23-Oct-95			
24-Oct-95			
25-Oct-95			
26-Oct-95			
27-Oct-95			
28-Oct-95			
Statweek Total	104		
29-Oct-95			
30-Oct-95			
31-Oct-95			
01-Nov-95			
02-Nov-95			
03-Nov-95			
04-Nov-95			
Statweek Total	105		
05-Nov-95			
06-Nov-95	2	4	0.5
07-Nov-95			
08-Nov-95			
09-Nov-95	33	6	5.5
10-Nov-95			
11-Nov-95			
Statweek Total	111	35	10
			3.5

Date	Catch	# of Sets	CPUE
12-Nov-95			
13-Nov-95			
14-Nov-95	1	3	0.3
15-Nov-95	88	6	14.7
16-Nov-95			
17-Nov-95			
18-Nov-95			
Statweek Total	112	89	9.9
19-Nov-95			
20-Nov-95	10	5	2.0
21-Nov-95			
22-Nov-95	189	6	31.5
23-Nov-95			
24-Nov-95	2163	7	309.0
25-Nov-95	551	6	91.8
Statweek Total	113	2913	121.4

Catch Summary, Nimpkish Seine Chum Test Fishing, 1996

Date	Catch	# of Sets	CPUE	Date	Catch	# of Sets	CPUE	
29-Sep-96				10-Nov-96				
30-Sep-96				11-Nov-96				
01-Oct-96				12-Nov-96	0	1	0.0	
02-Oct-96				13-Nov-96	13	5	2.6	
03-Oct-96				14-Nov-96	259	6	43.2	
04-Oct-96				15-Nov-96				
05-Oct-96				16-Nov-96				
Statweek Total	101			Statweek Total	112	272	12	22.7
06-Oct-96				17-Nov-96				
07-Oct-96				18-Nov-96	0	3	0.0	
08-Oct-96				19-Nov-96				
09-Oct-96				20-Nov-96	0	6	0.0	
10-Oct-96				21-Nov-96				
11-Oct-96				22-Nov-96				
12-Oct-96				23-Nov-96				
Statweek Total	102			Statweek Total	113	0	9	0.0
13-Oct-96				24-Nov-96				
14-Oct-96				25-Nov-96				
15-Oct-96				26-Nov-96				
16-Oct-96				27-Nov-96	86	6	14.3	
17-Oct-96				28-Nov-96	18	6	3.0	
18-Oct-96				29-Nov-96				
19-Oct-96				30-Nov-96				
Statweek Total	103			Statweek Total	114	104	12	8.7
20-Oct-96				01-Dec-96				
21-Oct-96				02-Dec-96				
22-Oct-96				03-Dec-96				
23-Oct-96				04-Dec-96				
24-Oct-96				05-Dec-96				
25-Oct-96				06-Dec-96				
26-Oct-96				07-Dec-96				
Statweek Total	104			Statweek Total	121			
27-Oct-96				08-Dec-96				
28-Oct-96				09-Dec-96				
29-Oct-96				10-Dec-96				
30-Oct-96				11-Dec-96				
31-Oct-96				12-Dec-96				
01-Nov-96				13-Dec-96				
02-Nov-96				14-Dec-96				
Statweek Total	105			Statweek Total	122			
03-Nov-96				15-Dec-96				
04-Nov-96				16-Dec-96				
05-Nov-96				17-Dec-96				
06-Nov-96				18-Dec-96				
07-Nov-96				19-Dec-96				
08-Nov-96				20-Dec-96				
09-Nov-96				21-Dec-96				
Statweek Total	111			Statweek Total	123			

Summary of Nimpkish Seine Test Set Locations

Year: 1993

Location				% of Total	
Code	Name	Sets	Catch	Sets	Catch
120041	Pulteney Pt.				
120042	Lady Ellen Pt.				
120043	Ledge Pt.				
120044	Haddington Is.	10	5010	45.5%	44.9%
120045	Ore Dock (Mine Wharf)	7	2590	31.8%	23.2%
120046	Broad Pt.	5	3550	22.7%	31.8%
120047	Leonard Pt.				
120048	Meynell Pt.				
120049	Telegraph Cove/Lewis Pt.				
Total:		22	11150	100.0%	100.0%

Summary of Nimpkish Seine Test Set Locations

Year: 1994

Location		% of Total			
Code	Name	Sets	Catch	Sets	Catch
120041	Pulteney Pt.	2	16	4.7%	0.1%
120042	Lady Ellen Pt.	4	172	9.3%	1.3%
120043	Ledge Pt.	6	2400	14.0%	17.6%
120044	Haddington Is.	6	415	14.0%	3.0%
120045	Ore Dock (Mine Wharf)	10	4729	23.3%	34.7%
120046	Broad Pt.	8	5908	18.6%	43.3%
120047	Leonard Pt.	3	0	7.0%	0.0%
120048	Meynell Pt.	2	1	4.7%	0.0%
120049	Telegraph Cove/Lewis Pt.	2	0	4.7%	0.0%
Total:		43	13641	100.0%	100.0%

Summary of Nimpkish Seine Test Set Locations

Year: 1995

Location				% of Total	
Code	Name	Sets	Catch	Sets	Catch
120041	Pulteney Pt.	2	2	4.7%	0.1%
120042	Lady Ellen Pt.	5	15	11.6%	0.5%
120043	Ledge Pt.	5	4	11.6%	0.1%
120044	Haddington Is.	9	643	20.9%	21.2%
120045	Ore Dock (Mine Wharf)	11	2050	25.6%	67.5%
120046	Broad Pt.	7	317	16.3%	10.4%
120047	Leonard Pt.	1	0	2.3%	0.0%
120048	Meynell Pt.	2	0	4.7%	0.0%
120049	Telegraph Cove/Lewis Pt.	1	6	2.3%	0.2%
Total:		43	3037	100.0%	100.0%

Summary of Nimpkish Seine Test Set Locations

Year: 1996

Location				% of Total	
Code	Name	Sets	Catch	Sets	Catch
120041	Pulteney Pt.	3	49	9.1%	13.0%
120042	Lady Ellen Pt.	3	0	9.1%	0.0%
120043	Ledge Pt.	2	39	6.1%	10.4%
120044	Haddington Is.	7	150	21.2%	39.9%
120045	Ore Dock (Mine Wharf)	5	70	15.2%	18.6%
120046	Broad Pt.	5	60	15.2%	16.0%
120047	Leonard Pt.	3	5	9.1%	1.3%
120048	Meynell Pt.	3	0	9.1%	0.0%
120049	Telegraph Cove/Lewis Pt.	2	3	6.1%	0.8%
Total:		33	376	100.0%	100.0%

Daily Seine Test Fishing Data, Nimpkish, 1993

Date	Vess #	Set #	Loc Code	Key Code	Set Time		Catch				
					Start	Finish	Sock	Coho	Pink	Chum	Chin
17-Nov-93	1	1	46	2	13:21		0	0	0	3050	0
19-Nov-93	1	1	45	2	11:30	11:50	0	0	0	0	0
19-Nov-93	1	2	44	2	9:05		0	0	0	0	0
19-Nov-93	1	3	45	1	11:55	12:45	0	0	0	400	0
19-Nov-93	1	4	44	2	11:00		0	0	0	9	0
19-Nov-93	1	5	46	2	13:20		0	0	0	45	0
19-Nov-93	1	6	46	2	15:30		0	0	0	20	0
20-Nov-93	1	1	44	2	8:30		0	0	0	2625	0
21-Nov-93	1	1	44	2	8:40		0	0	0	410	0
21-Nov-93	1	2	46	2	11:05		0	0	0	320	0
21-Nov-93	1	3	46	2	12:30		0	0	0	115	0
21-Nov-93	1	4	44	0			0	0	0	0	0
21-Nov-93	1	5	44	2	14:00		0	0	0	32	0
21-Nov-93	1	6	44	2	14:45		0	0	0	1410	0
23-Nov-93	1	1	45	2	10:00	10:15	0	0	0	0	0
23-Nov-93	1	2	45	2	15:02	15:30	0	0	0	120	0
23-Nov-93	1	3	45	1	15:45	16:22	0	0	0	1800	0
24-Nov-93	1	1	44	2	9:30		0	0	0	0	0
24-Nov-93	1	2	44	2	10:30		0	0	0	524	0
24-Nov-93	1	3	44	2	14:30		0	0	0	0	0
29-Nov-93	1	1	45	2	10:35	10:55	0	0	0	120	0
29-Nov-93	1	2	45	2	12:05	12:25	0	0	0	150	0

Daily Seine Test Fishing Data, Nimpkish, 1994

Date	Vess #	Set #	Loc Code	Key Code	Set Time		Catch				
					Start	Finish	Sock	Coho	Pink	Chum	Chin
08-Nov-94	1	1	45	2	8:10	8:25	0	0	0	0	0
08-Nov-94	1	2	44	2	9:10	9:20	0	0	0	45	0
08-Nov-94	1	3	46	2	10:00	10:10	0	0	0	14	0
08-Nov-94	1	4	47	2	11:00	11:12	0	0	0	0	0
08-Nov-94	1	5	43	2	12:00	12:10	0	0	0	100	0
08-Nov-94	1	6	42	2	12:45	13:00	0	0	0	22	0
09-Nov-94	1	1	46	2	8:15	8:25	0	0	0	2	0
09-Nov-94	1	2	45	2	8:55	9:12	0	0	0	24	0
09-Nov-94	1	3	44	2	9:30	9:45	0	0	0	0	0
09-Nov-94	1	4	43	2	10:15	10:25	0	0	0	1200	0
09-Nov-94	1	5	41	2	11:00	11:15	0	0	0	16	0
09-Nov-94	1	6	42	2	11:55	12:10	0	0	0	150	0
15-Nov-94	1	1	45	2	8:05	8:17	0	0	0	50	0
15-Nov-94	1	2	46	2	8:40	8:57	0	0	0	11	0
15-Nov-94	1	3	49	1	9:49	10:07	0	0	0	0	0
15-Nov-94	1	4	48	2	11:45	12:00	0	0	0	0	0
15-Nov-94	1	5	44	2	12:56	13:06	0	0	0	0	0
16-Nov-94	1	1	45	2	8:07	8:22	0	0	0	40	0
16-Nov-94	1	2	42	2	9:12	9:26	0	0	0	0	0
16-Nov-94	1	3	41	2	9:58	10:09	0	0	0	0	0
16-Nov-94	1	4	47	2	11:30	11:43	0	0	0	0	0
16-Nov-94	1	5	44	2	12:26	12:38	0	0	0	0	0
16-Nov-94	1	6	45	2	13:05	13:12	0	0	0	140	0
22-Nov-94	1	1	45	2	9:00	9:05	0	0	0	350	0
23-Nov-94	1	1	46	2	8:15	8:20	0	0	0	31	0
23-Nov-94	1	2	46	2	8:45	8:50	0	0	0	600	0
23-Nov-94	1	3	43	2	9:55	10:00	0	0	0	800	0
23-Nov-94	1	4	43	2	10:50	10:55	0	0	0	300	0
23-Nov-94	1	5	46	2	11:53	12:00	0	0	0	1200	0
29-Nov-94	1	1	45	2	9:00	9:15	0	0	0	3000	0
30-Nov-94	1	1	42	2	9:10	9:25	0	0	0	0	0
30-Nov-94	1	2	43	2	9:45	10:01	0	0	0	0	0
30-Nov-94	1	3	45	2	10:30	10:39	0	0	0	300	0
30-Nov-94	1	4	46	2	11:00	11:10	0	0	0	4000	0
30-Nov-94	1	5	49	2	12:25	12:40	0	0	0	0	0
01-Dec-94	1	1	48	2	9:20	9:35	0	0	0	1	0
01-Dec-94	1	2	47	2	10:05	10:18	0	0	0	0	0
01-Dec-94	1	3	44	2	11:00	11:12	0	0	0	20	0
01-Dec-94	1	4	46	2	11:35	11:43	0	0	0	50	0
01-Dec-94	1	5	45	2	12:15	12:26	0	0	0	800	0
01-Dec-94	1	6	43	2	13:00	13:15	0	0	0	0	0
06-Dec-94	1	1	45	2	8:35	8:54	0	0	0	25	0
06-Dec-94	1	2	44	2	9:40	9:45	0	0	0	350	0

Daily Seine Test Fishing Data, Nimpkish, 1995

Date	Vess #	Set #	Loc Code	Key Code	Set Time		Catch				
					Start	Finish	Sock	Coho	Pink	Chum	Chin
06-Nov-95	1	1	43	2	8:48	8:59	0	0	0	1	0
06-Nov-95	1	2	45	2	10:12	10:38	0	0	0	0	0
06-Nov-95	1	3	46	2	11:28	11:43	0	0	0	1	1
06-Nov-95	1	4	44	2	12:27	12:44	0	0	0	0	0
09-Nov-95	1	1	42	2	9:50	10:05	0	0	0	1	0
09-Nov-95	1	2	41	2	10:56	11:17	0	0	0	1	0
09-Nov-95	1	3	43	2	12:03	12:19	0	0	0	0	0
09-Nov-95	1	4	44	2	12:53	13:11	0	0	0	12	0
09-Nov-95	1	5	46	2	13:47	14:07	0	0	0	19	0
09-Nov-95	1	6	48	2	15:09	15:26	0	0	0	0	0
14-Nov-95	1	1	46	2	10:14	10:30	0	0	0	0	0
14-Nov-95	1	2	42	2	12:18	12:25	0	0	0	0	0
14-Nov-95	1	3	41	2	12:58	13:10	0	0	0	1	0
15-Nov-95	1	1	43	2	8:47	9:05	0	0	0	0	0
15-Nov-95	1	2	46	2	11:21	11:28	0	0	0	0	0
15-Nov-95	1	3	47	2	12:05	12:23	0	0	0	0	0
15-Nov-95	1	4	48	2	12:48	13:05	0	0	0	0	0
15-Nov-95	1	5	49	2	14:12	14:26	0	0	0	6	0
15-Nov-95	1	6	45	2	16:33	16:38	0	0	0	82	0
20-Nov-95	1	1	42	2	9:38	9:43	0	0	0	0	1
20-Nov-95	1	2	43	2	10:25	10:44	0	0	0	0	0
20-Nov-95	1	3	44	2	11:32	11:45	0	0	0	7	0
20-Nov-95	1	4	45	2	13:23	13:37	0	0	0	3	0
20-Nov-95	1	5	46	2	14:22	14:37	0	0	0	0	0
22-Nov-95	1	1	42	2	10:05	10:16	0	0	0	8	0
22-Nov-95	1	2	43	2	10:40	11:03	0	0	0	3	0
22-Nov-95	1	3	45	2	12:13	12:18	0	0	0	2	0
22-Nov-95	1	4	44	2	12:38	12:54	0	0	0	0	0
22-Nov-95	1	5	46	2	13:24	13:33	0	0	0	174	0
22-Nov-95	1	6	45	2	15:55	16:01	0	0	0	2	0
24-Nov-95	1	1	42	2	9:15	9:20	0	0	0	6	0
24-Nov-95	1	2	45	2	10:30	10:38	0	0	0	78	0
24-Nov-95	1	3	44	2	11:23	11:30	0	0	0	390	0
24-Nov-95	1	4	44	2	12:29	12:36	0	0	0	56	0
24-Nov-95	1	5	44	2	13:08	13:17	0	0	0	5	0
24-Nov-95	1	6	45	2	14:09	14:16	0	0	0	658	0
24-Nov-95	1	7	45	2	15:29	15:34	0	0	0	970	0
25-Nov-95	1	1	45	2	12:13	12:21	0	0	0	0	0
25-Nov-95	1	2	44	2	13:00	13:06	0	0	0	45	0
25-Nov-95	1	3	44	2	14:12	14:22	0	0	0	128	0
25-Nov-95	1	4	45	2	14:52	14:59	0	0	0	0	0
25-Nov-95	1	5	46	2	15:31	15:37	0	0	0	123	0
25-Nov-95	1	6	45	2	16:26	16:32	0	0	0	255	0

Daily Seine Test Fishing Data, Nimpkish, 1996

Date	Vess #	Set #	Loc Code	Key Code	Set Time		Catch				
					Start	Finish	Sock	Coho	Pink	Chum	Chin
12-Nov-96	1	1	42	2	9:05	9:25	0	0	0	0	0
13-Nov-96	1	1	46	2	8:15	8:35	0	0	0	8	0
13-Nov-96	1	2	45	1	8:55	9:15	0	0	0	0	0
13-Nov-96	1	3	48	2	15:40	16:00	0	0	0	0	0
13-Nov-96	1	4	47	2	16:10	16:40	0	0	0	5	0
13-Nov-96	1	5	44	2	17:10	17:30	0	0	0	0	0
14-Nov-96	1	1	41	0	8:10	8:30	0	0	0	0	0
14-Nov-96	1	2	41	2	8:45	9:10	0	0	0	45	0
14-Nov-96	1	3	42	0	10:10	10:30	0	0	0	0	0
14-Nov-96	1	4	43	2	11:20	11:45	0	0	0	39	0
14-Nov-96	1	5	44	2	12:27	12:47	0	0	0	135	0
14-Nov-96	1	6	45	2	13:05	13:25	0	0	0	40	0
18-Nov-96	1	1	46	1	8:45	9:25	0	0	0	0	0
18-Nov-96	1	2	45	1	10:15	10:50	0	0	0	0	0
18-Nov-96	1	3	44	1	12:10	12:25	0	0	0	0	0
20-Nov-96	1	1	49	2	8:15	8:40	0	0	0	0	0
20-Nov-96	1	2	48	2	9:25	9:45	0	0	0	0	0
20-Nov-96	1	3	47	1	10:00	10:30	0	0	0	0	0
20-Nov-96	1	4	46	1	11:45	12:05	0	0	0	0	0
20-Nov-96	1	5	44	0	12:30	12:40	0	0	0	0	0
20-Nov-96	1	6	44	2	12:40	13:00	0	0	0	0	0
27-Nov-96	1	1	41	2	8:58	9:36	0	0	0	4	0
27-Nov-96	1	2	42	2	9:49	10:30	0	0	0	0	0
27-Nov-96	1	3	45	2	11:00	11:55	0	0	0	30	0
27-Nov-96	1	4	44	2	12:05	12:30	0	0	0	0	0
27-Nov-96	1	5	47	2	13:20	14:10	0	0	0	0	0
27-Nov-96	1	6	46	2	14:55	15:40	0	0	0	52	0
28-Nov-96	1	1	49	2	8:16	8:50	0	0	0	3	0
28-Nov-96	1	2	48	2	9:28	9:53	0	0	0	0	0
28-Nov-96	1	3	43	2	10:52	11:20	0	0	0	0	0
28-Nov-96	1	4	44	2	11:47	12:10	0	0	0	15	0
28-Nov-96	1	5	45	2	12:20	12:40	0	0	0	0	0
28-Nov-96	1	6	46	2	13:10	13:40	0	0	0	0	0

Catch Summary, Bute Inlet Chum Gillnet Test Fishing, 1992.

Date	Catch	# of Sets	CPUE
30-Aug-92			
31-Aug-92			
01-Sep-92			
02-Sep-92			
03-Sep-92			
04-Sep-92			
05-Sep-92			
Statweek Total 91			
06-Sep-92			
07-Sep-92			
08-Sep-92			
09-Sep-92			
10-Sep-92			
11-Sep-92			
12-Sep-92			
Statweek Total 92			
13-Sep-92			
14-Sep-92	40	8	5.0
15-Sep-92	2	3	0.7
16-Sep-92			
17-Sep-92			
18-Sep-92			
19-Sep-92			
Statweek Total 93	42	11	3.8
20-Sep-92			
21-Sep-92			
22-Sep-92			
23-Sep-92			
24-Sep-92			
25-Sep-92			
26-Sep-92			
Statweek Total 94			
27-Sep-92			
28-Sep-92	33	5	6.6
29-Sep-92	23	3	7.7
30-Sep-92			
01-Oct-92			
02-Oct-92			
03-Oct-92			
Statweek Total 101	56	8	7.0
04-Oct-92			
05-Oct-92			
06-Oct-92			
07-Oct-92			
08-Oct-92			
09-Oct-92			
10-Oct-92			
Statweek Total 102			

Date	Catch	# of Sets	CPUE
11-Oct-92			
12-Oct-92			
13-Oct-92	40	8	5.0
14-Oct-92			
15-Oct-92	2	3	0.7
16-Oct-92			
17-Oct-92			
Statweek Total 103	42	11	3.8
18-Oct-92			
19-Oct-92			
20-Oct-92			
21-Oct-92			
22-Oct-92			
23-Oct-92			
24-Oct-92			
Statweek Total 104			
25-Oct-92			
26-Oct-92			
27-Oct-92			
28-Oct-92			
29-Oct-92			
30-Oct-92			
31-Oct-92			
Statweek Total 105			
01-Nov-92			
02-Nov-92			
03-Nov-92			
04-Nov-92			
05-Nov-92			
06-Nov-92			
07-Nov-92			
Statweek Total 111			
08-Nov-92			
09-Nov-92			
10-Nov-92			
11-Nov-92			
12-Nov-92			
13-Nov-92			
14-Nov-92			
Statweek Total 112			
15-Nov-92			
16-Nov-92			
17-Nov-92			
18-Nov-92			
19-Nov-92			
20-Nov-92			
21-Nov-92			
Statweek Total 113			

Catch Summary, Bute Inlet Chum Gillnet Test Fishing, 1994.

Date	Catch	# of Sets	CPUE
04-Sep-94			
05-Sep-94			
06-Sep-94			
07-Sep-94			
08-Sep-94			
09-Sep-94			
10-Sep-94			
Statweek Total	92		
11-Sep-94			
12-Sep-94			
13-Sep-94			
14-Sep-94			
15-Sep-94			
16-Sep-94			
17-Sep-94			
Statweek Total	93		
18-Sep-94			
19-Sep-94			
20-Sep-94			
21-Sep-94			
22-Sep-94			
23-Sep-94			
24-Sep-94			
Statweek Total	94		
25-Sep-94			
26-Sep-94			
27-Sep-94			
28-Sep-94			
29-Sep-94			
30-Sep-94			
01-Oct-94			
Statweek Total	101		
02-Oct-94			
03-Oct-94			
04-Oct-94			
05-Oct-94	43	6	7.2
06-Oct-94	49	5	9.8
07-Oct-94			
08-Oct-94			
Statweek Total	102	11	8.4
09-Oct-94			
10-Oct-94			
11-Oct-94			
12-Oct-94			
13-Oct-94			
14-Oct-94	63	4	15.8
15-Oct-94	66	5	13.2
Statweek Total	103	129	14.3

Date	Catch	# of Sets	CPUE
16-Oct-94			
17-Oct-94			
18-Oct-94			
19-Oct-94			
20-Oct-94			
21-Oct-94			
22-Oct-94			
Statweek Total	104		
23-Oct-94			
24-Oct-94			
25-Oct-94			
26-Oct-94			
27-Oct-94			
28-Oct-94	4	4	1.0
29-Oct-94			
Statweek Total	105	4	1.0
30-Oct-94			
31-Oct-94			
01-Nov-94			
02-Nov-94			
03-Nov-94			
04-Nov-94			
05-Nov-94			
Statweek Total	111		
06-Nov-94			
07-Nov-94			
08-Nov-94			
09-Nov-94			
10-Nov-94			
11-Nov-94			
12-Nov-94			
Statweek Total	112		
13-Nov-94			
14-Nov-94			
15-Nov-94			
16-Nov-94			
17-Nov-94			
18-Nov-94			
19-Nov-94			
Statweek Total	113		
20-Nov-94			
21-Nov-94			
22-Nov-94			
23-Nov-94			
24-Nov-94			
25-Nov-94			
26-Nov-94			
Statweek Total	114		

Summary of Bute Inlet Gillnet Test Set Locations

Year: 1992

Location		% of Total			
Code	Name	Sets	Catch	Sets	Catch
130001	Alpha Bluff	8	79	26.7%	56.4%
130002	Amor Pt.	1	2	3.3%	1.4%
130003	Clipper Pt.	5	19	16.7%	13.6%
130004	Hovel Bay	4	24	13.3%	17.1%
130005	Between Alpha & Amor				
130006	Orford Bay	2	0	6.7%	0.0%
130007	Purcell Pt.	4	6	13.3%	4.3%
130008	Moh Creek	4	8	13.3%	5.7%
130009	Littleton Pt.	2	2	6.7%	1.4%
130010	Bear Bay				
130011	Boyd Pt.				
130012	Fawn Bluff				
130013	Southgate River				
130014	Ward Pt.				
130015	Lawrence Pt.				
130016	Snars Bay				
130017	Bella Coola Bay				
130099	No Location				
Total:		30	140	100.0%	100.0%

Summary of Bute Inlet Gillnet Test Set Locations

Year: 1994

Location		% of Total			
Code	Name	Sets	Catch	Sets	Catch
130001	Alpha Bluff	5	37	20.8%	16.4%
130002	Amor Pt.	5	74	20.8%	32.9%
130003	Clipper Pt.	5	24	20.8%	10.7%
130004	Hovel Bay	5	48	20.8%	21.3%
130005	Between Alpha & Amor				
130006	Orford Bay	1	0	4.2%	0.0%
130007	Purcell Pt.				
130008	Moh Creek				
130009	Littleton Pt.				
130010	Bear Bay				
130011	Boyd Pt.	3	42	12.5%	18.7%
130012	Fawn Bluff				
130013	Southgate River				
130014	Ward Pt.				
130015	Lawrence Pt.				
130016	Snars Bay				
130017	Bella Coola Bay				
130099	No Location				
Total:		24	225	100.0%	100.0%

Daily Chum Gillnet Test Fishing Data, Bute Inlet, 1992.

Date	Vess #	Set #	Loc Code	Key Code	Set Time		Catch				
					Start	Finish	Sock	Coho	Pink	Chum	Chin
14-Sep-92	1	1	09	2	09:30	10:00	0	1	0	1	0
14-Sep-92	1	2	07	2	10:20	11:00	0	0	0	2	0
14-Sep-92	1	3	07	2	11:30	12:00	0	0	0	1	0
14-Sep-92	1	4	04	2	13:00	13:25	0	0	0	7	0
14-Sep-92	1	5	04	2	13:45	14:15	0	0	0	5	0
14-Sep-92	1	6	06	2	15:00	15:30	0	0	0	0	0
14-Sep-92	1	7	01	2	16:00	16:30	0	1	0	10	0
14-Sep-92	1	8	01	2	17:10	17:40	0	0	0	14	0
15-Sep-92	1	1	03	2	07:00	07:30	0	0	0	1	0
15-Sep-92	1	2	03	2	08:15	08:45	0	0	0	1	0
15-Sep-92	1	3	08	2	09:30	10:00	0	0	0	0	0
28-Sep-92	1	1	02	2	13:00	13:35	0	0	0	2	0
28-Sep-92	1	2	01	2	14:00	14:45	0	1	0	13	0
28-Sep-92	1	3	01	2	15:45	16:45	0	0	0	2	0
28-Sep-92	1	4	01	2	17:30	18:00	0	0	0	3	0
28-Sep-92	1	5	01	2	18:30	19:00	0	0	0	13	0
29-Sep-92	1	1	03	2	07:15	07:45	0	0	0	15	0
29-Sep-92	1	2	08	2	08:45	09:30	0	0	0	7	0
29-Sep-92	1	3	08	2	10:00	10:30	0	0	0	1	0
13-Oct-92	1	1	09	2	09:30	10:00	0	0	0	1	0
13-Oct-92	1	2	07	2	10:20	11:00	0	0	0	2	0
13-Oct-92	1	3	07	2	11:30	12:00	0	0	0	1	0
13-Oct-92	1	4	04	2	13:00	13:25	0	0	0	7	0
13-Oct-92	1	5	04	2	13:45	14:15	0	0	0	5	0
13-Oct-92	1	6	06	2	15:00	15:30	0	0	0	0	0
13-Oct-92	1	7	01	2	16:00	16:30	0	1	0	10	0
13-Oct-92	1	8	01	2	17:10	17:40	0	0	0	14	0
15-Oct-92	1	1	03	2	07:20	07:55	0	0	0	1	0
15-Oct-92	1	2	03	2	08:15	08:46	0	0	0	1	0
15-Oct-92	1	3	08	2	09:30	09:50	0	0	0	0	0

Daily Chum Gillnet Test Fishing Data, Bute Inlet, 1994.

Date	Vess #	Set #	Loc Code	Key Code	Set Time		Catch				
					Start	Finish	Sock	Coho	Pink	Chum	Chin
05-Oct-94	1	1	02	2	08:15	09:00	0	0	0	11	0
05-Oct-94	1	2	03	2	09:45	10:30	0	0	0	1	0
05-Oct-94	1	3	01	2	11:30	12:00	0	0	0	3	0
05-Oct-94	1	4	11	2	13:10	14:10	0	1	0	8	0
05-Oct-94	1	5	04	2	15:00	16:00	0	0	0	20	0
05-Oct-94	1	6	06	2	17:00	17:30	0	0	0	0	0
06-Oct-94	1	1	02	2	07:05	07:45	0	2	0	4	0
06-Oct-94	1	2	03	2	08:10	09:05	0	0	0	12	0
06-Oct-94	1	3	01	2	10:00	10:45	0	0	0	3	0
06-Oct-94	1	4	11	2	11:30	12:30	0	0	0	16	0
06-Oct-94	1	5	04	2	13:00	13:30	0	1	0	14	0
14-Oct-94	1	1	02	2	12:30	14:30	0	0	0	39	0
14-Oct-94	1	2	03	2	15:00	16:30	0	0	0	3	0
14-Oct-94	1	3	01	2	16:45	17:00	0	0	0	18	0
14-Oct-94	1	4	04	2	18:30	19:30	0	0	0	3	0
15-Oct-94	1	1	02	2	07:30	09:00	0	0	0	18	0
15-Oct-94	1	2	03	2	09:30	10:45	0	0	0	8	0
15-Oct-94	1	3	01	2	12:00	13:00	0	0	0	11	0
15-Oct-94	1	4	11	2	13:45	14:45	0	0	0	18	0
15-Oct-94	1	5	04	2	15:15	16:15	0	0	0	11	0
28-Oct-94	1	1	02	2	08:00	09:15	0	0	0	2	0
28-Oct-94	1	2	03	2	10:00	10:45	0	0	0	0	0
28-Oct-94	1	3	01	2	11:00	11:45	0	0	0	2	0
28-Oct-94	1	4	04	2	12:15	13:00	0	0	0	0	0

Catch Summary, Qualicum Chum Seine Test Fishing, 1992.

Date	Catch	# of Sets	CPUE
30-Aug-92			
31-Aug-92			
01-Sep-92			
02-Sep-92			
03-Sep-92			
04-Sep-92			
05-Sep-92			
Statweek Total	91		
06-Sep-92			
07-Sep-92			
08-Sep-92			
09-Sep-92			
10-Sep-92			
11-Sep-92			
12-Sep-92			
Statweek Total	92		
13-Sep-92			
14-Sep-92			
15-Sep-92			
16-Sep-92			
17-Sep-92			
18-Sep-92			
19-Sep-92			
Statweek Total	93		
20-Sep-92			
21-Sep-92			
22-Sep-92			
23-Sep-92			
24-Sep-92			
25-Sep-92			
26-Sep-92			
Statweek Total	94		
27-Sep-92			
28-Sep-92			
29-Sep-92			
30-Sep-92			
01-Oct-92			
02-Oct-92			
03-Oct-92			
Statweek Total	101		
04-Oct-92			
05-Oct-92			
06-Oct-92			
07-Oct-92			
08-Oct-92			
09-Oct-92			
10-Oct-92			
Statweek Total	102		

Date	Catch	# of Sets	CPUE	
11-Oct-92				
12-Oct-92				
13-Oct-92				
14-Oct-92				
15-Oct-92				
16-Oct-92				
17-Oct-92				
Statweek Total	103			
18-Oct-92				
19-Oct-92				
20-Oct-92				
21-Oct-92				
22-Oct-92				
23-Oct-92				
24-Oct-92				
Statweek Total	104			
25-Oct-92				
26-Oct-92				
27-Oct-92				
28-Oct-92	1200	2	600.0	
29-Oct-92				
30-Oct-92				
31-Oct-92				
Statweek Total	105	1200	2	600.0
01-Nov-92				
02-Nov-92	720	5	144.0	
03-Nov-92				
04-Nov-92				
05-Nov-92	3657	6	609.5	
06-Nov-92				
07-Nov-92				
Statweek Total	111	4377	11	397.9
08-Nov-92				
09-Nov-92				
10-Nov-92				
11-Nov-92	701	3	233.7	
12-Nov-92	7350	4	1837.5	
13-Nov-92				
14-Nov-92				
Statweek Total	112	8051	7	1150.1
15-Nov-92	2875	6	479.2	
16-Nov-92				
17-Nov-92				
18-Nov-92				
19-Nov-92				
20-Nov-92				
21-Nov-92				
Statweek Total	113	2875	6	479.2

Catch Summary, Qualicum Chum Seine Test Fishing, 1994.

Date	Catch	# of Sets	CPUE
04-Sep-94			
05-Sep-94			
06-Sep-94			
07-Sep-94			
08-Sep-94			
09-Sep-94			
10-Sep-94			
Statweek Total	92		
11-Sep-94			
12-Sep-94			
13-Sep-94			
14-Sep-94			
15-Sep-94			
16-Sep-94			
17-Sep-94			
Statweek Total	93		
18-Sep-94			
19-Sep-94			
20-Sep-94			
21-Sep-94			
22-Sep-94			
23-Sep-94			
24-Sep-94			
Statweek Total	94		
25-Sep-94			
26-Sep-94			
27-Sep-94			
28-Sep-94			
29-Sep-94			
30-Sep-94			
01-Oct-94			
Statweek Total	101		
02-Oct-94			
03-Oct-94			
04-Oct-94			
05-Oct-94			
06-Oct-94			
07-Oct-94			
08-Oct-94			
Statweek Total	102		
09-Oct-94			
10-Oct-94			
11-Oct-94			
12-Oct-94			
13-Oct-94			
14-Oct-94			
15-Oct-94			
Statweek Total	103		

Date	Catch	# of Sets	CPUE	
16-Oct-94				
17-Oct-94				
18-Oct-94				
19-Oct-94				
20-Oct-94				
21-Oct-94				
22-Oct-94				
Statweek Total	104			
23-Oct-94				
24-Oct-94				
25-Oct-94				
26-Oct-94				
27-Oct-94				
28-Oct-94				
29-Oct-94				
Statweek Total	105			
30-Oct-94				
31-Oct-94				
01-Nov-94				
02-Nov-94	750	6	125.0	
03-Nov-94	950	2	475.0	
04-Nov-94				
05-Nov-94				
Statweek Total	111	1700	8	212.5
06-Nov-94				
07-Nov-94	2300	4	575.0	
08-Nov-94				
09-Nov-94				
10-Nov-94	7400	6	1233.3	
11-Nov-94				
12-Nov-94				
Statweek Total	112	9700	10	970.0
13-Nov-94	6000	2	3000.0	
14-Nov-94	3500	2	1750.0	
15-Nov-94	17200	3	5733.3	
16-Nov-94				
17-Nov-94				
18-Nov-94				
19-Nov-94				
Statweek Total	113	26700	7	3814.3
20-Nov-94				
21-Nov-94				
22-Nov-94				
23-Nov-94				
24-Nov-94				
25-Nov-94				
26-Nov-94				
Statweek Total	114			

Catch Summary, Qualicum Chum Seine Test Fishing, 1995.

Date	Catch	# of Sets	CPUE
10-Sep-95			
11-Sep-95			
12-Sep-95			
13-Sep-95			
14-Sep-95			
15-Sep-95			
16-Sep-95			
Statweek Total	92		
17-Sep-95			
18-Sep-95			
19-Sep-95			
20-Sep-95			
21-Sep-95			
22-Sep-95			
23-Sep-95			
Statweek Total	93		
24-Sep-95			
25-Sep-95			
26-Sep-95			
27-Sep-95			
28-Sep-95			
29-Sep-95			
30-Sep-95			
Statweek Total	94		
01-Oct-95			
02-Oct-95			
03-Oct-95			
04-Oct-95			
05-Oct-95			
06-Oct-95			
07-Oct-95			
Statweek Total	101		
08-Oct-95			
09-Oct-95			
10-Oct-95			
11-Oct-95			
12-Oct-95			
13-Oct-95			
14-Oct-95			
Statweek Total	102		
15-Oct-95			
16-Oct-95			
17-Oct-95			
18-Oct-95			
19-Oct-95			
20-Oct-95			
21-Oct-95			
Statweek Total	103		
22-Oct-95			
23-Oct-95			
24-Oct-95			
25-Oct-95			
26-Oct-95			
27-Oct-95			
28-Oct-95			
Statweek Total	104		
29-Oct-95			
30-Oct-95			
31-Oct-95			
01-Nov-95			
02-Nov-95			
03-Nov-95			
04-Nov-95			
Statweek Total	105		
05-Nov-95			
06-Nov-95			
07-Nov-95			
08-Nov-95	0	1	0.0
09-Nov-95	121	3	40.3
10-Nov-95			
11-Nov-95			
Statweek Total	111	4	30.3
12-Nov-95			
13-Nov-95			
14-Nov-95			
15-Nov-95			
16-Nov-95			
17-Nov-95			
18-Nov-95			
Statweek Total	112		
19-Nov-95			
20-Nov-95			
21-Nov-95			
22-Nov-95			
23-Nov-95			
24-Nov-95			
25-Nov-95			
Statweek Total	113		

Catch Summary, Qualicum Chum Seine Test Fishing, 1996.

Date	Catch	# of Sets	CPUE
08-Sep-96			
09-Sep-96			
10-Sep-96			
11-Sep-96			
12-Sep-96			
13-Sep-96			
14-Sep-96			
Statweek Total	92		
15-Sep-96			
16-Sep-96			
17-Sep-96			
18-Sep-96			
19-Sep-96			
20-Sep-96			
21-Sep-96			
Statweek Total	93		
22-Sep-96			
23-Sep-96			
24-Sep-96			
25-Sep-96			
26-Sep-96			
27-Sep-96			
28-Sep-96			
Statweek Total	94		
29-Sep-96			
30-Sep-96			
01-Oct-96			
02-Oct-96			
03-Oct-96			
04-Oct-96			
05-Oct-96			
Statweek Total	101		
06-Oct-96			
07-Oct-96			
08-Oct-96			
09-Oct-96			
10-Oct-96			
11-Oct-96			
12-Oct-96			
Statweek Total	102		
13-Oct-96			
14-Oct-96			
15-Oct-96			
16-Oct-96			
17-Oct-96			
18-Oct-96			
19-Oct-96			
Statweek Total	103		

Date	Catch	# of Sets	CPUE	
20-Oct-96				
21-Oct-96				
22-Oct-96				
23-Oct-96				
24-Oct-96				
25-Oct-96				
26-Oct-96				
Statweek Total	104			
27-Oct-96				
28-Oct-96				
29-Oct-96				
30-Oct-96				
31-Oct-96				
01-Nov-96				
02-Nov-96				
Statweek Total	105			
03-Nov-96				
04-Nov-96	269	6	44.8	
05-Nov-96	250	3	83.3	
06-Nov-96				
07-Nov-96				
08-Nov-96				
09-Nov-96				
Statweek Total	111	519	9	57.7
10-Nov-96				
11-Nov-96	2	4	0.5	
12-Nov-96				
13-Nov-96	34	4	8.5	
14-Nov-96				
15-Nov-96				
16-Nov-96				
Statweek Total	112	36	8	4.5
17-Nov-96				
18-Nov-96				
19-Nov-96				
20-Nov-96	2	5	0.4	
21-Nov-96				
22-Nov-96				
23-Nov-96				
Statweek Total	113	2	5	0.4
24-Nov-96				
25-Nov-96				
26-Nov-96				
27-Nov-96				
28-Nov-96				
29-Nov-96				
30-Nov-96				
Statweek Total	114			

Summary of Qualicum Seine Test Set Locations

Year: 1992

Location		% of Total			
Code	Name	Sets	Catch	Sets	Catch
140004	Cape Lazo				
140005	Chrome Island	4	850	15.4%	5.2%
140006	Comox & Qualicum				
140007	Comox Harbour				
140008	Comox Sub district				
140009	Courtenay River				
140010	Deep Bay				
140011	Komass Bluff	2	300	7.7%	1.8%
140012	Lambert Channel	1	350	3.8%	2.1%
140013	Little Qualicum River	3	5075	11.5%	30.8%
140014	Puntledge Hatchery				
140015	Puntledge River				
140016	Qualicum Beach				
140019	Sandy Island (East)	3	71	11.5%	0.4%
140020	Area 14-5 West	13	9857	50.0%	59.7%
140021	Area 15-5 East				
140022	Buckley Bay				
140023	Union Bay				
140024	Cone Buoy				
140099	No Location				
Total:		26	16503	100.0%	100.0%

Summary of Qualicum Seine Test Set Locations

Year: 1994

Location		% of Total			
Code	Name	Sets	Catch	Sets	Catch
140004	Cape Lazo				
140005	Chrome Island				
140006	Comox & Qualicum				
140007	Comox Harbour	1	400	4.0%	1.0%
140008	Comox Sub district				
140009	Courtenay River				
140010	Deep Bay				
140011	Komass Bluff				
140012	Lambert Channel				
140013	Little Qualicum River				
140014	Puntledge Hatchery				
140015	Puntledge River				
140016	Qualicum Beach	9	27700	36.0%	72.7%
140019	Sandy Island (East)				
140020	Area 14-5 West	4	3200	16.0%	8.4%
140021	Area 15-5 East	4	2950	16.0%	7.7%
140022	Buckley Bay				
140023	Union Bay				
140024	Cone Buoy	5	350	20.0%	0.9%
140099	No Location	2	3500	8.0%	9.2%
Total:		25	38100	100.0%	100.0%

Summary of Qualicum Seine Test Set Locations

Year: 1995

Location		% of Total			
Code	Name	Sets	Catch	Sets	Catch
140004	Cape Lazo				
140005	Chrome Island	1	0	25.0%	0.0%
140006	Comox & Qualicum				
140007	Comox Harbour				
140008	Comox Sub district				
140009	Courtenay River				
140010	Deep Bay				
140011	Komass Bluff				
140012	Lambert Channel				
140013	Little Qualicum River				
140014	Puntledge Hatchery				
140015	Puntledge River				
140016	Qualicum Beach				
140019	Sandy Island (East)				
140020	Area 14-5 West	3	121	75.0%	100.0%
140021	Area 15-5 East				
140022	Buckley Bay				
140023	Union Bay				
140024	Cone Buoy				
140099	No Location				
Total:		4	121	100.0%	100.0%

Summary of Qualicum Seine Test Set Locations

Year: 1996

Location		% of Total			
Code	Name	Sets	Catch	Sets	Catch
140004	Cape Lazo	2	82	9.1%	14.7%
140005	Chrome Island	4	22	18.2%	3.9%
140006	Comox & Qualicum				
140007	Comox Harbour				
140008	Comox Sub district				
140009	Courtenay River				
140010	Deep Bay				
140011	Komass Bluff	2	0	9.1%	0.0%
140012	Lambert Channel				
140013	Little Qualicum River	3	176	13.6%	31.6%
140014	Puntledge Hatchery				
140015	Puntledge River				
140016	Qualicum Beach	1	2	4.5%	0.4%
140019	Sandy Island (East)	4	161	18.2%	28.9%
140020	Area 14-5 West	5	114	22.7%	20.5%
140021	Area 15-5 East	1	0	4.5%	0.0%
140022	Buckley Bay				
140023	Union Bay				
140024	Cone Buoy				
140099	No Location				
Total:		22	557	100.0%	100.0%

Daily Seine Test Fishing Data, Qualicum, 1992

Date	Vess #	Set #	Loc Code	Key Code	Set Time		Catch				
					Start	Finish	Sock	Coho	Pink	Chum	Chin
28-Oct-92	1	1	20	2	8:35	9:10	0	5	0	500	0
28-Oct-92	1	2	20	2	10:38	11:05	0	10	0	700	0
02-Nov-92	1	1	19	2	10:55	11:30	0	0	0	50	0
02-Nov-92	1	2	19	1	11:55	12:25	0	0	0	20	0
02-Nov-92	1	3	11	2	13:00	13:30	0	0	0	150	0
02-Nov-92	1	4	11	2	13:40	14:05	0	0	0	150	0
02-Nov-92	1	5	12	2	15:00	15:50	0	0	0	350	0
05-Nov-92	1	1	20	2	8:20	8:40	0	0	0	700	0
05-Nov-92	1	2	20	2	9:06	9:40	0	0	0	1500	0
05-Nov-92	1	3	20	2	10:45	11:15	0	1	0	7	0
05-Nov-92	1	4	20	2	11:30	12:02	0	0	0	0	0
05-Nov-92	1	5	20	2	12:55	13:20	0	0	0	450	0
05-Nov-92	1	6	20	2	14:20	15:10	0	0	0	1000	0
11-Nov-92	1	1	19	2	10:10	10:35	0	0	0	1	0
11-Nov-92	1	2	05	2	14:30	15:00	0	0	0	400	0
11-Nov-92	1	3	05	2	16:30	17:00	0	0	0	300	0
12-Nov-92	1	1	05	2	7:20	7:45	0	0	0	150	0
12-Nov-92	1	2	20	2	8:20	8:50	0	0	0	400	0
12-Nov-92	1	3	20	2	9:30	11:00	0	0	0	1800	0
12-Nov-92	1	4	13	0	12:30		0	0	0	5000	0
15-Nov-92	1	1	05	1	9:15	9:35	0	0	0	0	0
15-Nov-92	1	2	20	2	10:10	10:35	0	0	0	600	0
15-Nov-92	1	3	20	2	10:55	11:28	0	0	0	2000	0
15-Nov-92	1	4	20	2	12:00	12:25	0	0	0	200	0
15-Nov-92	1	5	13	2	15:20	15:55	0	0	0	75	0
15-Nov-92	1	6	13	2	16:00	16:30	0	0	0	0	0

Daily Seine Test Fishing Data, Qualicum, 1994

Date	Vess #	Set #	Loc Code	Key Code	Set Time		Catch				
					Start	Finish	Sock	Coho	Pink	Chum	Chin
02-Nov-94	1	1	07	2	10:25	11:00	0	0	0	400	0
02-Nov-94	1	2	24	2	11:30	12:10	0	0	0	100	0
02-Nov-94	1	3	24	2	12:45	13:15	0	0	0	0	0
02-Nov-94	1	4	24	2	13:45	14:20	0	0	0	75	0
02-Nov-94	1	5	24	2	14:30	15:00	0	0	0	0	0
02-Nov-94	1	6	24	2	15:15	15:45	0	0	0	175	0
03-Nov-94	1	1	16	2	9:20	9:30	0	0	0	450	0
03-Nov-94	1	2	16	2	12:05	12:13	0	0	0	500	0
07-Nov-94	1	1	21	2	11:00	11:30	0	0	0	800	0
07-Nov-94	1	2	21	2	11:50	12:20	0	0	0	1000	0
07-Nov-94	1	3	20	2	12:30	13:00	0	0	0	200	0
07-Nov-94	1	4	16	2	13:45	14:15	0	0	0	300	0
10-Nov-94	1	1	20	2	9:55	10:30	0	0	0	250	0
10-Nov-94	1	2	20	2	10:35	11:05	0	0	0	500	0
10-Nov-94	1	3	20	2	11:10	11:35	0	0	0	2250	0
10-Nov-94	1	4	21	2	11:45	12:17	0	0	0	150	0
10-Nov-94	1	5	16	2	13:00	13:30	0	0	0	250	0
10-Nov-94	1	6	16	2	13:40	14:10	0	0	0	4000	0
13-Nov-94	1	1	21	2	9:30	10:00	0	0	0	1000	0
13-Nov-94	1	2	16	2	13:00	13:30	0	0	0	5000	0
14-Nov-94	1	1	99	2	11:00	11:30	0	0	0	1000	0
14-Nov-94	1	2	99	2	13:00	13:30	0	0	0	2500	0
15-Nov-94	1	1	16	2	8:30	9:00	0	0	0	12000	0
15-Nov-94	1	2	16	2	11:00	11:30	0	0	0	1200	0
15-Nov-94	1	3	16	2	13:00	13:30	0	0	0	4000	0

Daily Seine Test Fishing Data, Qualicum, 1995

Date	Vess #	Set #	Loc Code	Key Code	Set Time		Catch				
					Start	Finish	Sock	Coho	Pink	Chum	Chin
08-Nov-95	1	1	05	2	11:20	11:35	0	0	0	0	0
09-Nov-95	1	1	20	2	12:30	12:45	0	0	0	0	0
09-Nov-95	1	2	20	2	13:30	13:45	0	0	0	1	0
09-Nov-95	1	3	20	2	15:15	15:30	0	0	0	120	0

Daily Seine Test Fishing Data, Qualicum, 1996

Date	Vess #	Set #	Loc Code	Key Code	Set Time		Catch				
					Start	Finish	Sock	Coho	Pink	Chum	Chin
04-Nov-96	1	1	04	2	7:04	7:16	0	0	0	80	0
04-Nov-96	1	2	19	2	8:50	9:04	0	0	0	159	0
04-Nov-96	1	3	19	2	9:40	9:59	0	0	0	2	0
04-Nov-96	1	4	11	2	11:06	11:24	0	0	0	0	0
04-Nov-96	1	5	20	2	13:59	14:18	0	0	0	13	0
04-Nov-96	1	6	05	2	16:00	16:17	0	0	0	15	0
05-Nov-96	1	1	05	2	7:48	8:06	0	0	0	0	0
05-Nov-96	1	2	20	2	8:58	9:10	0	0	0	75	0
05-Nov-96	1	3	13	2	11:13	11:30	0	1	0	175	0
11-Nov-96	1	1	04	2	7:53	8:15	0	0	0	2	0
11-Nov-96	1	2	19	2	10:01	10:15	0	0	0	0	0
11-Nov-96	1	3	11	2	10:40	10:52	0	0	0	0	0
11-Nov-96	1	4	19	2	13:18	13:29	0	0	0	0	0
13-Nov-96	1	1	13	2	13:40	13:53	0	0	0	1	0
13-Nov-96	1	2	13	2	14:47	15:00	0	0	0	0	0
13-Nov-96	1	3	20	2	16:11	16:17	0	0	0	26	0
13-Nov-96	1	4	05	2	16:59	17:13	0	0	0	7	0
20-Nov-96	1	1	16	2	8:14	8:28	0	0	0	2	0
20-Nov-96	1	2	20	2	9:38	9:55	0	0	0	0	0
20-Nov-96	1	3	20	2	11:04	11:21	0	0	0	0	0
20-Nov-96	1	4	21	2	12:06	12:23	0	0	0	0	0
20-Nov-96	1	5	05	2	13:27	13:39	0	0	0	0	0

Catch Summary, Jervis Inlet Seine Chum Test Fishing, 1992.

Date	Catch	# of Sets	CPUE	Date	Catch	# of Sets	CPUE
30-Aug-92				11-Oct-92			
31-Aug-92				12-Oct-92	444	7	63.4
01-Sep-92				13-Oct-92	240	7	34.3
02-Sep-92				14-Oct-92	101	7	14.4
03-Sep-92				15-Oct-92			
04-Sep-92				16-Oct-92			
05-Sep-92				17-Oct-92			
Statweek Total	91			Statweek Total	103	785	21
06-Sep-92				18-Oct-92			
07-Sep-92				19-Oct-92			
08-Sep-92				20-Oct-92			
09-Sep-92				21-Oct-92			
10-Sep-92				22-Oct-92	0	3	0.0
11-Sep-92				23-Oct-92	3852	6	642.0
12-Sep-92				24-Oct-92	174	7	24.9
Statweek Total	92			Statweek Total	104	4026	16
13-Sep-92				25-Oct-92			
14-Sep-92				26-Oct-92			
15-Sep-92				27-Oct-92			
16-Sep-92				28-Oct-92	82	7	11.7
17-Sep-92				29-Oct-92	4202	4	1050.5
18-Sep-92				30-Oct-92			
19-Sep-92				31-Oct-92			
Statweek Total	93			Statweek Total	105	4284	11
20-Sep-92				01-Nov-92			
21-Sep-92				02-Nov-92			
22-Sep-92				03-Nov-92			
23-Sep-92				04-Nov-92			
24-Sep-92				05-Nov-92			
25-Sep-92				06-Nov-92			
26-Sep-92				07-Nov-92			
Statweek Total	94			Statweek Total	111		
27-Sep-92				08-Nov-92			
28-Sep-92				09-Nov-92			
29-Sep-92				10-Nov-92			
30-Sep-92				11-Nov-92			
01-Oct-92				12-Nov-92			
02-Oct-92				13-Nov-92			
03-Oct-92				14-Nov-92			
Statweek Total	101			Statweek Total	112		
04-Oct-92				15-Nov-92			
05-Oct-92				16-Nov-92			
06-Oct-92				17-Nov-92			
07-Oct-92				18-Nov-92			
08-Oct-92				19-Nov-92			
09-Oct-92				20-Nov-92			
10-Oct-92				21-Nov-92			
Statweek Total	102			Statweek Total	113		

Summary of Jervis Inlet Seine Test Set Locations

Year: 1992

Location		% of Total			
Code	Name	Sets	Catch	Sets	Catch
160001	Nile Pt.				
160002	Captain Is.	3	15	6.3%	0.2%
160003	Foley Head	2	1	4.2%	0.0%
160004	Killam Bay	4	90	8.3%	1.0%
160005	Dacres Pt.	1	6	2.1%	0.1%
160006	Treat Creek				
160007	Saumarez Bluff	1	4	2.1%	0.0%
160008	Log Dump	1	75	2.1%	0.8%
160009	Mill Bay				
160010	Tugboat Channel				
160011	Leroy Bay	1	35	2.1%	0.4%
160012	Kinman's Bay	10	382	20.8%	4.2%
160013	Deserted Bay	10	8054	20.8%	88.6%
160014	Fairview Bay	1	65	2.1%	0.7%
160015	Earls Cove	3	31	6.3%	0.3%
160016	Culloden Pt.	2	15	4.2%	0.2%
160017	Ahlstrom Pt.	2	6	4.2%	0.1%
160018	Vanguard Bay	7	316	14.6%	3.5%
160019	Thunder Bay				
160020	Ball Pt.				
160026	Saltery Bay				
160027	Giles Bay				
160028	Cook Bay				
160029	Fegan Pt.				
160030	Favada Pt.				
160031	Mouat Bay				
160032	Davie Bay				
160035	Narrows Inlet				
160036	Queens Reach Hd.				
160037	Francis Bay				
160038	E. Martin Is.				
160039	Quarry Bay				
160040	Cockburn Pt				
160099	No Location				
Total:		48	9095	100.0%	100.0%

Daily Seine Chum Test Fishing Data, Jervis Inlet, 1992.

Date	Vess #	Set #	Loc Code	Key Code	Set Time		Catch				
					Start	Finish	Sock	Coho	Pink	Chum	Chin
12-Oct-92	1	1	17	2	7:25	7:50	0	0	0	6	2
12-Oct-92	1	2	18	2	8:10	8:30	0	0	0	130	0
12-Oct-92	1	3	12	2	9:30	10:00	0	0	0	200	0
12-Oct-92	1	4	12	2	10:30	10:55	0	0	0	60	0
12-Oct-92	1	5	12	2	11:45	12:15	0	0	0	8	0
12-Oct-92	1	6	03	2	13:10	13:35	0	0	0	0	0
12-Oct-92	1	7	12	2	14:10	14:35	0	0	0	40	0
13-Oct-92	1	1	15	2	7:30	7:55	0	0	0	30	0
13-Oct-92	1	2	04	2	8:30	8:55	0	0	0	50	0
13-Oct-92	1	3	05	1	9:35	10:00	0	0	0	6	0
13-Oct-92	1	4	07	2	10:45	11:05	0	0	0	4	0
13-Oct-92	1	5	08	2	12:15	12:40	0	0	0	75	0
13-Oct-92	1	6	11	2	13:10	13:50	0	0	0	35	0
13-Oct-92	1	7	04	2	14:20	14:45	0	0	0	40	0
14-Oct-92	1	1	15	2	8:00	8:20	0	0	0	0	0
14-Oct-92	1	2	02	2	8:40	9:05	0	0	0	1	0
14-Oct-92	1	3	12	2	9:30	9:50	0	0	0	40	0
14-Oct-92	1	4	12	2	10:10	10:30	0	0	0	30	0
14-Oct-92	1	5	16	1	11:00	11:30	0	0	0	15	0
14-Oct-92	1	6	18	2	12:40	12:50	0	0	0	0	0
14-Oct-92	1	7	18	2	13:30	14:00	0	1	0	15	0
22-Oct-92	1	1	04	2	10:45	11:05	0	0	0	0	0
22-Oct-92	1	2	12	2	12:05	12:30	0	0	0	0	0
22-Oct-92	1	3	12	2	13:05	13:30	0	0	0	0	0
23-Oct-92	1	1	13	2	10:30	11:00	0	0	0	2	0
23-Oct-92	1	2	13	2	11:45	12:15	0	0	0	250	0
23-Oct-92	1	3	13	2	13:00	13:30	0	0	0	500	0
23-Oct-92	1	4	13	2	14:00	14:20	0	0	0	1000	0
23-Oct-92	1	5	13	2	14:50	15:20	0	0	0	600	0
23-Oct-92	1	6	13	2	16:10	16:30	0	0	0	1500	0
24-Oct-92	1	1	02	2	8:20	8:45	0	0	0	6	0
24-Oct-92	1	2	14	2	9:30	9:55	0	1	0	65	0
24-Oct-92	1	3	17	2	10:10	10:35	0	0	0	0	0
24-Oct-92	1	4	18	2	10:55	11:20	0	4	0	100	0
24-Oct-92	1	5	18	2	12:10	12:35	0	1	0	1	0
24-Oct-92	1	6	15	2	13:25	14:00	0	0	0	1	0
24-Oct-92	1	7	03	2	15:00	15:25	0	0	0	1	0
28-Oct-92	1	1	04	2	9:00	9:30	0	0	0	0	0
28-Oct-92	1	2	02	2	10:05	10:28	0	0	0	8	0
28-Oct-92	1	3	12	2	11:00	11:25	0	0	0	3	0
28-Oct-92	1	4	12	2	12:05	12:30	0	0	0	1	0
28-Oct-92	1	5	16	2	13:00	13:33	0	0	0	0	0
28-Oct-92	1	6	18	2	14:00	14:25	0	0	0	40	0
28-Oct-92	1	7	18	2	15:00		0	0	0	30	0

Daily Seine Chum Test Fishing Data, Jervis Inlet, 1992.

Date	Vess #	Set #	Loc Code	Key Code	Set Time		Catch				
					Start	Finish	Sock	Coho	Pink	Chum	Chin
29-Oct-92	1	1	13	2	10:00	10:25	0	0	0	2	0
29-Oct-92	1	2	13	2	10:50	11:15	0	0	0	0	0
29-Oct-92	1	3	13	2	12:00	12:30	0	0	0	1200	0
29-Oct-92	1	4	13	2	13:15	16:00	0	0	0	3000	0

Catch Summary, Jervis Inlet Gillnet Chum Test Fishing, 1993.

Date	Catch	# of Sets	CPUE	Date	Catch	# of Sets	CPUE
29-Aug-93				10-Oct-93			
30-Aug-93				11-Oct-93			
31-Aug-93				12-Oct-93			
01-Sep-93				13-Oct-93			
02-Sep-93				14-Oct-93			
03-Sep-93				15-Oct-93			
04-Sep-93				16-Oct-93			
Statweek Total	91			Statweek Total	103		
05-Sep-93				17-Oct-93			
06-Sep-93				18-Oct-93			
07-Sep-93				19-Oct-93			
08-Sep-93				20-Oct-93			
09-Sep-93				21-Oct-93			
10-Sep-93				22-Oct-93			
11-Sep-93				23-Oct-93			
Statweek Total	92			Statweek Total	104		
12-Sep-93				24-Oct-93			
13-Sep-93				25-Oct-93			
14-Sep-93				26-Oct-93			
15-Sep-93				27-Oct-93	73	6	12.2
16-Sep-93				28-Oct-93	24	6	4.0
17-Sep-93				29-Oct-93			
18-Sep-93				30-Oct-93			
Statweek Total	93			Statweek Total	105	97	8.1
19-Sep-93				31-Oct-93			
20-Sep-93				01-Nov-93			
21-Sep-93				02-Nov-93			
22-Sep-93				03-Nov-93			
23-Sep-93				04-Nov-93			
24-Sep-93				05-Nov-93			
25-Sep-93				06-Nov-93			
Statweek Total	94			Statweek Total	111		
26-Sep-93				07-Nov-93			
27-Sep-93				08-Nov-93			
28-Sep-93				09-Nov-93			
29-Sep-93				10-Nov-93			
30-Sep-93				11-Nov-93			
01-Oct-93				12-Nov-93			
02-Oct-93				13-Nov-93			
Statweek Total	101			Statweek Total	112		
03-Oct-93				14-Nov-93			
04-Oct-93				15-Nov-93			
05-Oct-93				16-Nov-93			
06-Oct-93				17-Nov-93			
07-Oct-93				18-Nov-93			
08-Oct-93				19-Nov-93			
09-Oct-93				20-Nov-93			
Statweek Total	102			Statweek Total	113		

Catch Summary, Jervis Inlet Gillnet Chum Test Fishing, 1994.

Date	Catch	# of Sets	CPUE	Date	Catch	# of Sets	CPUE	
04-Sep-94				16-Oct-94				
05-Sep-94				17-Oct-94				
06-Sep-94				18-Oct-94				
07-Sep-94				19-Oct-94	65	6	10.8	
08-Sep-94				20-Oct-94	59	6	9.8	
09-Sep-94				21-Oct-94				
10-Sep-94				22-Oct-94				
Statweek Total	92			Statweek Total	104	124	12	10.3
11-Sep-94				23-Oct-94				
12-Sep-94				24-Oct-94				
13-Sep-94				25-Oct-94				
14-Sep-94				26-Oct-94	56	6	9.3	
15-Sep-94				27-Oct-94	93	6	15.5	
16-Sep-94				28-Oct-94				
17-Sep-94				29-Oct-94				
Statweek Total	93			Statweek Total	105	149	12	12.4
18-Sep-94				30-Oct-94				
19-Sep-94				31-Oct-94				
20-Sep-94				01-Nov-94				
21-Sep-94				02-Nov-94	11	6	1.8	
22-Sep-94				03-Nov-94	24	6	4.0	
23-Sep-94				04-Nov-94				
24-Sep-94				05-Nov-94				
Statweek Total	94			Statweek Total	111	35	12	2.9
25-Sep-94				06-Nov-94				
26-Sep-94				07-Nov-94				
27-Sep-94				08-Nov-94	25	6	4.2	
28-Sep-94				09-Nov-94	6	6	1.0	
29-Sep-94				10-Nov-94				
30-Sep-94				11-Nov-94				
01-Oct-94				12-Nov-94				
Statweek Total	101			Statweek Total	112	31	12	2.6
02-Oct-94				13-Nov-94				
03-Oct-94				14-Nov-94				
04-Oct-94				15-Nov-94				
05-Oct-94				16-Nov-94				
06-Oct-94				17-Nov-94				
07-Oct-94				18-Nov-94				
08-Oct-94				19-Nov-94				
Statweek Total	102			Statweek Total	113			
09-Oct-94								
10-Oct-94								
11-Oct-94								
12-Oct-94								
13-Oct-94								
14-Oct-94								
15-Oct-94								
Statweek Total	103							

Catch Summary, Jervis Inlet Gillnet Chum Test Fishing, 1995.

Date	Catch	# of Sets	CPUE	
10-Sep-95				
11-Sep-95				
12-Sep-95				
13-Sep-95				
14-Sep-95				
15-Sep-95				
16-Sep-95				
Statweek Total	92			
17-Sep-95				
18-Sep-95				
19-Sep-95				
20-Sep-95				
21-Sep-95				
22-Sep-95				
23-Sep-95				
Statweek Total	93			
24-Sep-95				
25-Sep-95				
26-Sep-95				
27-Sep-95				
28-Sep-95				
29-Sep-95				
30-Sep-95				
Statweek Total	94			
01-Oct-95				
02-Oct-95				
03-Oct-95				
04-Oct-95				
05-Oct-95				
06-Oct-95				
07-Oct-95				
Statweek Total	101			
08-Oct-95				
09-Oct-95				
10-Oct-95				
11-Oct-95				
12-Oct-95				
13-Oct-95				
14-Oct-95				
Statweek Total	102			
15-Oct-95				
16-Oct-95				
17-Oct-95	7	5	1.4	
18-Oct-95	17	6	2.8	
19-Oct-95				
20-Oct-95				
21-Oct-95				
Statweek Total	103	24	11	2.2

Date	Catch	# of Sets	CPUE	
22-Oct-95				
23-Oct-95				
24-Oct-95	29	5	5.8	
25-Oct-95	50	4	12.5	
26-Oct-95				
27-Oct-95				
28-Oct-95				
Statweek Total	104	79	9	8.8
29-Oct-95				
30-Oct-95				
31-Oct-95	9	5	1.8	
01-Nov-95	24	5	4.8	
02-Nov-95				
03-Nov-95				
04-Nov-95				
Statweek Total	105	33	10	3.3
05-Nov-95				
06-Nov-95				
07-Nov-95	42	5	8.4	
08-Nov-95	73	5	14.6	
09-Nov-95	15	1	15.0	
10-Nov-95				
11-Nov-95				
Statweek Total	111	130	11	11.8
12-Nov-95				
13-Nov-95				
14-Nov-95	4	5	0.8	
15-Nov-95	2	5	0.4	
16-Nov-95				
17-Nov-95				
18-Nov-95				
Statweek Total	112	6	10	0.6
19-Nov-95				
20-Nov-95				
21-Nov-95				
22-Nov-95				
23-Nov-95				
24-Nov-95				
25-Nov-95				
Statweek Total	113			

Catch Summary, Jervis Inlet Gillnet Chum Test Fishing, 1996.

Date	Catch	# of Sets	CPUE	
08-Sep-96				
09-Sep-96				
10-Sep-96				
11-Sep-96				
12-Sep-96				
13-Sep-96				
14-Sep-96				
Statweek Total	92			
15-Sep-96				
16-Sep-96				
17-Sep-96				
18-Sep-96				
19-Sep-96				
20-Sep-96				
21-Sep-96				
Statweek Total	93			
22-Sep-96				
23-Sep-96				
24-Sep-96				
25-Sep-96				
26-Sep-96				
27-Sep-96				
28-Sep-96				
Statweek Total	94			
29-Sep-96				
30-Sep-96				
01-Oct-96				
02-Oct-96				
03-Oct-96				
04-Oct-96				
05-Oct-96				
Statweek Total	101			
06-Oct-96				
07-Oct-96				
08-Oct-96				
09-Oct-96				
10-Oct-96				
11-Oct-96				
12-Oct-96				
Statweek Total	102			
13-Oct-96				
14-Oct-96				
15-Oct-96				
16-Oct-96				
17-Oct-96				
18-Oct-96				
19-Oct-96				
Statweek Total	103			
20-Oct-96				
21-Oct-96				
22-Oct-96	34	5	6.8	
23-Oct-96	23	5	4.6	
24-Oct-96				
25-Oct-96				
26-Oct-96				
Statweek Total	104	57	10	5.7
27-Oct-96				
28-Oct-96				
29-Oct-96	17	5	3.4	
30-Oct-96	15	5	3.0	
31-Oct-96				
01-Nov-96				
02-Nov-96				
Statweek Total	105	32	10	3.2
03-Nov-96				
04-Nov-96	9	4	2.3	
05-Nov-96	21	5	4.2	
06-Nov-96	16	5	3.2	
07-Nov-96				
08-Nov-96				
09-Nov-96				
Statweek Total	111	46	14	3.3
10-Nov-96				
11-Nov-96				
12-Nov-96				
13-Nov-96				
14-Nov-96				
15-Nov-96				
16-Nov-96				
Statweek Total	112			
17-Nov-96				
18-Nov-96				
19-Nov-96				
20-Nov-96				
21-Nov-96				
22-Nov-96				
23-Nov-96				
Statweek Total	113			

Summary of Jervis Inlet Gillnet Test Set Locations

Year: 1993

Location		% of Total			
Code	Name	Sets	Catch	Sets	Catch
160001	Nile Pt.				
160002	Captain Is.	2	3	16.7%	3.1%
160003	Foley Head				
160004	Killam Bay				
160005	Dacres Pt.				
160006	Treat Creek				
160007	Saumarez Bluff				
160008	Log Dump				
160009	Mill Bay				
160010	Tugboat Channel				
160011	Leroy Bay				
160012	Kinman's Bay				
160013	Deserted Bay				
160014	Fairview Bay				
160015	Earls Cove				
160016	Culloden Pt.	3	27	25.0%	27.8%
160017	Ahlstrom Pt.				
160018	Vanguard Bay				
160019	Thunder Bay				
160020	Ball Pt.				
160026	Saltery Bay	4	46	33.3%	47.4%
160027	Giles Bay				
160028	Cook Bay				
160029	Fegan Pt.				
160030	Favada Pt.				
160031	Mouat Bay				
160032	Davie Bay				
160035	Narrows Inlet				
160036	Queens Reach Hd.				
160037	Francis Bay				
160038	E. Martin Is.				
160039	Quarry Bay				
160040	Cockburn Pt.				
160041	Evenden Pt.				
160042	Scotch Fir Pt.				
160044	Telescope Pass				
160045	Sydney Island				
160099	No Location	3	21	25.0%	21.6%
Total:		12	97	100.0%	100.0%

Summary of Jervis Inlet Gillnet Test Set Locations

Year: 1994

Location		% of Total			
Code	Name	Sets	Catch	Sets	Catch
160001	Nile Pt.				
160002	Captain Is.	2	2	4.2%	0.6%
160003	Foley Head	5	27	10.4%	8.0%
160004	Killam Bay				
160005	Dacres Pt.				
160006	Treat Creek				
160007	Saumarez Bluff				
160008	Log Dump				
160009	Mill Bay				
160010	Tugboat Channel				
160011	Leroy Bay				
160012	Kinman's Bay				
160013	Deserted Bay				
160014	Fairview Bay	8	64	16.7%	18.9%
160015	Earls Cove				
160016	Culloden Pt.	2	28	4.2%	8.3%
160017	Ahlstrom Pt.	5	44	10.4%	13.0%
160018	Vanguard Bay	5	17	10.4%	5.0%
160019	Thunder Bay	3	35	6.3%	10.3%
160020	Ball Pt.	6	37	12.5%	10.9%
160026	Saltery Bay	6	35	12.5%	10.3%
160027	Giles Bay				
160028	Cook Bay				
160029	Fegan Pt.				
160030	Favada Pt.				
160031	Mouat Bay				
160032	Davie Bay				
160035	Narrows Inlet				
160036	Queens Reach Hd.				
160037	Francis Bay				
160038	E. Martin Is.				
160039	Quarry Bay				
160040	Cockburn Pt.				
160041	Evenden Pt.	2	10	4.2%	2.9%
160042	Scotch Fir Pt.	1	24	2.1%	7.1%
160044	Telescope Pass	3	16	6.3%	4.7%
160045	Sydney Island				
160099	No Location				
Total:		48	339	100.0%	100.0%

Summary of Jervis Inlet Gillnet Test Set Locations

Year: 1995

Location		% of Total			
Code	Name	Sets	Catch	Sets	Catch
160001	Nile Pt.				
160002	Captain Is.	8	21	15.7%	7.7%
160003	Foley Head	5	15	9.8%	5.5%
160004	Killam Bay				
160005	Dacres Pt.				
160006	Treat Creek				
160007	Saumarez Bluff				
160008	Log Dump				
160009	Mill Bay				
160010	Tugboat Channel				
160011	Leroy Bay				
160012	Kinman's Bay				
160013	Deserted Bay	1	15	2.0%	5.5%
160014	Fairview Bay	6	38	11.8%	14.0%
160015	Earls Cove				
160016	Culloden Pt.	7	56	13.7%	20.6%
160017	Ahlstrom Pt.	6	16	11.8%	5.9%
160018	Vanguard Bay				
160019	Thunder Bay	8	44	15.7%	16.2%
160020	Ball Pt.	5	33	9.8%	12.1%
160026	Saltery Bay	5	34	9.8%	12.5%
160027	Giles Bay				
160028	Cook Bay				
160029	Fegan Pt.				
160030	Favada Pt.				
160031	Mouat Bay				
160032	Davie Bay				
160035	Narrows Inlet				
160036	Queens Reach Hd.				
160037	Francis Bay				
160038	E. Martin Is.				
160039	Quarry Bay				
160040	Cockburn Pt.				
160041	Evenden Pt.				
160042	Scotch Fir Pt.				
160044	Telescope Pass				
160045	Sydney Island				
160099	No Location				
Total:		51	272	100.0%	100.0%

Summary of Jervis Inlet Gillnet Test Set Locations

Year: 1996

Location		% of Total			
Code	Name	Sets	Catch	Sets	Catch
160001	Nile Pt.				
160002	Captain Is.	5	21	14.7%	15.6%
160003	Foley Head	11	50	32.4%	37.0%
160004	Killam Bay	3	7	8.8%	5.2%
160005	Dacres Pt.				
160006	Treat Creek				
160007	Saumarez Bluff				
160008	Log Dump				
160009	Mill Bay				
160010	Tugboat Channel				
160011	Leroy Bay				
160012	Kinman's Bay	1	3	2.9%	2.2%
160013	Deserted Bay				
160014	Fairview Bay	4	3	11.8%	2.2%
160015	Earls Cove				
160016	Culloden Pt.	3	7	8.8%	5.2%
160017	Ahlstrom Pt.	5	36	14.7%	26.7%
160018	Vanguard Bay				
160019	Thunder Bay				
160020	Ball Pt.				
160026	Saltery Bay	2	8	5.9%	5.9%
160027	Giles Bay				
160028	Cook Bay				
160029	Fegan Pt.				
160030	Favada Pt.				
160031	Mouat Bay				
160032	Davie Bay				
160035	Narrows Inlet				
160036	Queens Reach Hd.				
160037	Francis Bay				
160038	E. Martin Is.				
160039	Quarry Bay				
160040	Cockburn Pt.				
160041	Evenden Pt.				
160042	Scotch Fir Pt.				
160044	Telescope Pass				
160045	Sydney Island				
160099	No Location				
Total:		34	135	100.0%	100.0%

Daily Gillnet Chum Test Fishing Data, Jervis Inlet, 1993.

Date	Vess #	Set #	Loc Code	Key Code	Set Time		Catch				
					Start	Finish	Sock	Coho	Pink	Chum	Chin
27-Oct-93	1	1	16	2	6:10	7:30	0	0	0	17	0
27-Oct-93	1	2	16	2	8:45	10:30	0	0	0	10	0
27-Oct-93	1	3	26	2	11:25	13:25	0	0	0	19	0
27-Oct-93	1	4	26	2	14:00	16:30	0	0	0	0	0
27-Oct-93	1	5	26	2	17:30	19:00	0	0	0	24	0
27-Oct-93	1	6	26	2	19:30	20:40	0	0	0	3	0
28-Oct-93	1	1	00	2	5:45	6:45	0	0	0	13	0
28-Oct-93	1	2	00	2	7:45	8:50	0	0	0	8	0
28-Oct-93	1	3	00	2	9:15	11:45	0	0	0	0	0
28-Oct-93	1	4	16	2	12:20	13:30	0	0	0	0	0
28-Oct-93	1	5	02	2	14:20	15:20	0	0	0	0	0
28-Oct-93	1	6	02	2	17:35	17:45	0	0	0	3	0

Daily Gillnet Chum Test Fishing Data, Jervis Inlet, 1994.

Date	Vess #	Set #	Loc Code	Key Code	Set Time		Catch				
					Start	Finish	Sock	Coho	Pink	Chum	Chin
19-Oct-94	1	1	41	2	6:45	7:45	0	0	0	10	0
19-Oct-94	1	2	20	2	8:30	9:30	0	0	0	16	0
19-Oct-94	1	3	44	2	10:30	11:15	0	0	0	9	0
19-Oct-94	1	4	19	2	11:45	12:45	0	0	0	11	0
19-Oct-94	1	5	17	2	13:45	14:45	0	0	0	17	0
19-Oct-94	1	6	14	2	15:00	16:00	0	0	0	2	0
20-Oct-94	1	1	41	2	6:15	7:00	0	0	0	0	0
20-Oct-94	1	2	42	2	7:40	8:40	0	0	0	24	0
20-Oct-94	1	3	20	2	9:00	10:00	0	0	0	6	0
20-Oct-94	1	4	19	2	10:25	11:30	0	0	0	8	0
20-Oct-94	1	5	17	2	12:10	13:10	0	0	0	11	0
20-Oct-94	1	6	14	2	13:45	14:45	0	0	0	10	0
26-Oct-94	1	1	14	2	10:25	11:25	0	0	0	23	0
26-Oct-94	1	2	17	2	12:10	13:10	0	0	0	5	0
26-Oct-94	1	3	26	2	13:30	14:30	0	0	0	3	0
26-Oct-94	1	4	19	2	14:50	15:50	0	0	0	16	0
26-Oct-94	1	5	20	2	16:15	17:15	0	0	0	6	0
26-Oct-94	1	6	18	2	17:35	18:35	0	0	0	3	0
27-Oct-94	1	1	03	2	7:30	9:00	0	0	0	18	0
27-Oct-94	1	2	16	2	10:15	11:15	0	0	0	28	0
27-Oct-94	1	3	14	2	11:40	12:40	0	0	0	14	0
27-Oct-94	1	4	17	2	13:05	14:05	0	0	0	6	0
27-Oct-94	1	5	26	2	14:30	15:30	0	0	0	18	0
27-Oct-94	1	6	18	2	15:55	16:55	0	0	0	9	0
02-Nov-94	1	1	03	2	7:00	8:00	0	0	0	1	0
02-Nov-94	1	2	14	2	9:00	1:00	0	0	0	4	0
02-Nov-94	1	3	18	2	10:25	11:25	0	0	0	1	0
02-Nov-94	1	4	26	2	11:45	12:45	0	0	0	1	0
02-Nov-94	1	5	20	2	13:10	14:10	0	0	0	3	0
02-Nov-94	1	6	02	2	15:30	16:30	0	0	0	1	0
03-Nov-94	1	1	03	2	7:00	8:10	0	0	0	2	0
03-Nov-94	1	2	16	2	9:00	10:00	0	0	0	0	0
03-Nov-94	1	3	14	2	10:35	11:35	0	0	0	1	0
03-Nov-94	1	4	26	2	11:55	12:55	0	0	0	11	0
03-Nov-94	1	5	20	2	13:25	14:25	0	0	0	3	0
03-Nov-94	1	6	44	2	15:00	16:00	0	0	0	7	0
08-Nov-94	1	1	03	2	7:00	8:00	0	0	0	2	0
08-Nov-94	1	2	14	2	8:35	9:35	0	0	0	9	0
08-Nov-94	1	3	18	2	9:50	10:50	0	0	0	4	0
08-Nov-94	1	4	17	2	11:15	12:15	0	0	0	5	0
08-Nov-94	1	5	26	2	12:35	13:35	0	0	0	2	0
08-Nov-94	1	6	20	2	13:50	14:50	0	0	0	3	0
09-Nov-94	1	1	03	2	7:00	8:00	0	0	0	4	0
09-Nov-94	1	2	14	2	8:45	9:45	0	0	0	1	0

Daily Gillnet Chum Test Fishing Data, Jervis Inlet, 1994.

Date	Vess #	Set #	Loc Code	Key Code	Set Time		Catch				
					Start	Finish	Sock	Coho	Pink	Chum	Chin
09-Nov-94	1	3	18	2	10:05	11:05	0	0	0	0	0
09-Nov-94	1	4	44	2	11:20	12:20	0	0	0	0	0
09-Nov-94	1	5	26	2	12:40	13:40	0	0	0	0	0
09-Nov-94	1	6	02	2	14:10	15:10	0	0	0	1	0

Daily Gillnet Chum Test Fishing Data, Jervis Inlet, 1995.

Date	Vess #	Set #	Loc Code	Key Code	Set Time		Catch				
					Start	Finish	Sock	Coho	Pink	Chum	Chin
17-Oct-95	1	1	03	2	19:15	20:20	0	0	0	0	0
17-Oct-95	1	2	16	2	21:00	22:15	0	0	0	2	0
17-Oct-95	1	3	17	2	22:45	23:45	0	0	0	1	0
17-Oct-95	1	4	20	2	0:05	1:05	0	0	0	2	0
17-Oct-95	1	5	19	2	1:50	3:00	0	0	0	2	0
18-Oct-95	1	1	03	2	19:15	20:30	0	0	0	3	0
18-Oct-95	1	2	16	2	22:10	23:15	0	0	0	0	0
18-Oct-95	1	3	14	2	23:35	0:35	0	0	0	1	0
18-Oct-95	1	4	20	2	1:15	2:15	0	0	0	1	0
18-Oct-95	1	5	19	2	2:35	3:35	0	0	0	9	0
18-Oct-95	1	6	19	2	3:50	4:45	0	0	0	3	0
24-Oct-95	1	1	02	2	19:10	20:10	0	0	0	2	0
24-Oct-95	1	2	16	2	21:30	22:30	0	0	0	12	0
24-Oct-95	1	3	14	2	23:15	0:15	0	0	0	8	0
24-Oct-95	1	4	26	2	0:40	1:40	0	0	0	5	0
24-Oct-95	1	5	19	2	19:30	20:30	0	0	0	2	0
25-Oct-95	1	1	02	2	21:05	22:15	0	0	0	2	0
25-Oct-95	1	2	19	2	22:50	0:00	0	0	0	2	0
25-Oct-95	1	3	20	2	0:40	1:55	0	0	0	27	0
25-Oct-95	1	4	26	2	2:40	4:00	0	0	0	19	0
31-Oct-95	1	1	02	2	19:05	20:15	0	0	0	2	0
31-Oct-95	1	2	20	2	21:30	22:30	0	0	0	1	0
31-Oct-95	1	3	19	2	22:50	23:50	0	0	0	3	0
31-Oct-95	1	4	26	2	0:30	1:30	0	0	0	2	0
31-Oct-95	1	5	17	2	2:00	3:00	0	0	0	1	0
01-Nov-95	1	1	02	2	18:45	19:48	0	0	0	1	0
01-Nov-95	1	2	20	2	21:00	22:00	0	0	0	2	0
01-Nov-95	1	3	19	2	22:30	23:30	0	0	0	14	0
01-Nov-95	1	4	26	2	0:15	1:15	0	0	0	5	0
01-Nov-95	1	5	17	2	1:45	2:50	0	0	0	2	0
07-Nov-95	1	1	02	2	18:30	19:30	0	0	0	7	0
07-Nov-95	1	2	14	2	21:00	22:00	0	0	0	11	0
07-Nov-95	1	3	26	2	22:20	23:20	0	0	0	3	0
07-Nov-95	1	4	19	2	23:45	0:45	0	0	0	9	0
07-Nov-95	1	5	17	2	1:10	2:10	0	0	0	12	0
08-Nov-95	1	1	02	1	19:20	20:20	0	0	0	5	0
08-Nov-95	1	2	16	2	21:30	22:35	0	0	0	24	0
08-Nov-95	1	3	14	2	23:15	0:20	0	0	0	16	0
08-Nov-95	1	4	16	2	0:50	1:50	0	0	0	17	0
08-Nov-95	1	5	03	2	2:40	3:40	0	0	0	11	0
09-Nov-95	1	1	13	2	20:50	23:10	0	0	0	15	0
14-Nov-95	1	1	02	2	18:50	19:50	0	0	0	1	0
14-Nov-95	1	2	16	2	20:50	21:55	0	0	0	1	0
14-Nov-95	1	3	14	2	22:25	23:25	0	0	0	2	0

Daily Gillnet Chum Test Fishing Data, Jervis Inlet, 1995.

Date	Vess #	Set #	Loc Code	Key Code	Set Time		Catch				
					Start	Finish	Sock	Coho	Pink	Chum	Chin
14-Nov-95	1	4	17	2	0:00	1:00	0	0	0	0	0
14-Nov-95	1	5	03	2	2:15	3:15	0	0	0	0	0
15-Nov-95	1	1	02	2	18:30	19:30	0	0	0	1	0
15-Nov-95	1	2	16	2	20:30	21:30	0	0	0	0	0
15-Nov-95	1	3	14	2	22:05	23:05	0	0	0	0	0
15-Nov-95	1	4	17	2	23:35	0:35	0	0	0	0	0
15-Nov-95	1	5	03	2	1:45	2:45	0	0	0	1	0

Daily Gillnet Chum Test Fishing Data, Jervis Inlet, 1996.

Date	Vess #	Set #	Loc Code	Key Code	Set Time		Catch				
					Start	Finish	Sock	Coho	Pink	Chum	Chin
22-Oct-96	1	1	02	2	7:20	8:25	0	0	0	3	0
22-Oct-96	1	2	03	2	9:00	10:00	0	0	0	3	0
22-Oct-96	1	3	16	2	10:55	11:55	0	0	0	4	0
22-Oct-96	1	4	17	1	12:35	1:35	0	0	0	17	0
22-Oct-96	1	5	26	2	2:45	3:45	0	0	0	7	0
23-Oct-96	1	1	02	2	7:30	8:30	0	0	0	10	0
23-Oct-96	1	2	03	2	9:15	10:15	0	0	0	5	0
23-Oct-96	1	3	14	2	11:10	12:10	0	0	0	0	0
23-Oct-96	1	4	17	1	12:30	1:30	0	0	0	7	0
23-Oct-96	1	5	26	1	1:50	2:50	0	0	0	1	0
29-Oct-96	1	1	02	1	7:25	8:30	0	0	0	3	0
29-Oct-96	1	2	03	2	9:10	10:10	0	0	0	3	0
29-Oct-96	1	3	16	2	11:15	12:15	0	0	0	0	0
29-Oct-96	1	4	14	2	12:55	1:55	0	0	0	3	0
29-Oct-96	1	5	17	1	2:25	3:30	0	0	0	8	0
30-Oct-96	1	1	03	2	7:45	8:45	0	0	0	7	0
30-Oct-96	1	2	12	2	9:15	10:15	0	0	0	3	0
30-Oct-96	1	3	16	1	11:00	12:00	0	0	0	3	0
30-Oct-96	1	4	14	2	12:20	1:20	0	0	0	0	0
30-Oct-96	1	5	17	1	1:45	2:45	0	0	0	2	0
04-Nov-96	1	1	03	1	10:00	11:00	0	0	0	2	0
04-Nov-96	1	2	04	2	11:30	12:30	0	0	0	2	0
04-Nov-96	1	3	03	1	1:15	2:15	0	0	0	5	0
04-Nov-96	1	4	03	2	2:35	3:30	0	0	0	0	0
05-Nov-96	1	1	04	1	7:00	8:00	0	0	0	3	0
05-Nov-96	1	2	03	2	8:35	9:35	0	0	0	12	0
05-Nov-96	1	3	03	2	10:00	11:00	0	0	0	4	0
05-Nov-96	1	4	14	2	12:15	1:15	0	0	0	0	0
05-Nov-96	1	5	17	2	1:45	2:45	0	0	0	2	0
06-Nov-96	1	1	04	2	7:30	8:30	0	0	0	2	0
06-Nov-96	1	2	03	2	9:30	10:30	0	0	0	9	0
06-Nov-96	1	3	03	2	11:05	12:05	0	0	0	0	0
06-Nov-96	1	4	02	2	12:25	1:25	0	0	0	4	0
06-Nov-96	1	5	02	2	2:00	3:00	0	0	0	1	0

Catch Summary, Nanaimo Gillnet Chum Test Fishing, 1992.

Date	Catch	# of Sets	CPUE
30-Aug-92			
31-Aug-92			
01-Sep-92			
02-Sep-92			
03-Sep-92			
04-Sep-92			
05-Sep-92			
Statweek Total	91		
06-Sep-92			
07-Sep-92			
08-Sep-92			
09-Sep-92			
10-Sep-92			
11-Sep-92			
12-Sep-92			
Statweek Total	92		
13-Sep-92			
14-Sep-92			
15-Sep-92			
16-Sep-92			
17-Sep-92			
18-Sep-92			
19-Sep-92			
Statweek Total	93		
20-Sep-92			
21-Sep-92			
22-Sep-92			
23-Sep-92			
24-Sep-92			
25-Sep-92			
26-Sep-92			
Statweek Total	94		
27-Sep-92			
28-Sep-92			
29-Sep-92			
30-Sep-92			
01-Oct-92			
02-Oct-92			
03-Oct-92			
Statweek Total	101		
04-Oct-92			
05-Oct-92			
06-Oct-92			
07-Oct-92			
08-Oct-92			
09-Oct-92			
10-Oct-92			
Statweek Total	102		

Date	Catch	# of Sets	CPUE	
11-Oct-92				
12-Oct-92				
13-Oct-92	157	5	31.4	
14-Oct-92				
15-Oct-92				
16-Oct-92				
17-Oct-92				
Statweek Total	103	157	5	31.4
18-Oct-92	122	5	24.4	
19-Oct-92				
20-Oct-92				
21-Oct-92				
22-Oct-92				
23-Oct-92				
24-Oct-92				
Statweek Total	104	122	5	24.4
25-Oct-92	176	6	29.3	
26-Oct-92				
27-Oct-92				
28-Oct-92				
29-Oct-92				
30-Oct-92				
31-Oct-92				
Statweek Total	105	176	6	29.3
01-Nov-92				
02-Nov-92				
03-Nov-92				
04-Nov-92				
05-Nov-92				
06-Nov-92				
07-Nov-92				
Statweek Total	111			
08-Nov-92				
09-Nov-92				
10-Nov-92				
11-Nov-92				
12-Nov-92				
13-Nov-92				
14-Nov-92				
Statweek Total	112			
15-Nov-92				
16-Nov-92				
17-Nov-92				
18-Nov-92				
19-Nov-92				
20-Nov-92				
21-Nov-92				
Statweek Total	113			

Catch Summary, Nanaimo Gillnet Chum Test Fishing, 1993.

Date	Catch	# of Sets	CPUE
29-Aug-93			
30-Aug-93			
31-Aug-93			
01-Sep-93			
02-Sep-93			
03-Sep-93			
04-Sep-93			
Statweek Total	91		
05-Sep-93			
06-Sep-93			
07-Sep-93			
08-Sep-93			
09-Sep-93			
10-Sep-93			
11-Sep-93			
Statweek Total	92		
12-Sep-93			
13-Sep-93			
14-Sep-93			
15-Sep-93			
16-Sep-93			
17-Sep-93			
18-Sep-93			
Statweek Total	93		
19-Sep-93			
20-Sep-93			
21-Sep-93			
22-Sep-93			
23-Sep-93			
24-Sep-93			
25-Sep-93			
Statweek Total	94		
26-Sep-93			
27-Sep-93			
28-Sep-93			
29-Sep-93			
30-Sep-93			
01-Oct-93			
02-Oct-93			
Statweek Total	101		
03-Oct-93			
04-Oct-93			
05-Oct-93			
06-Oct-93			
07-Oct-93			
08-Oct-93			
09-Oct-93			
Statweek Total	102		

Date	Catch	# of Sets	CPUE	
10-Oct-93				
11-Oct-93				
12-Oct-93				
13-Oct-93				
14-Oct-93				
15-Oct-93				
16-Oct-93				
Statweek Total	103			
17-Oct-93				
18-Oct-93				
19-Oct-93				
20-Oct-93				
21-Oct-93	334	3	111.3	
22-Oct-93				
23-Oct-93				
Statweek Total	104	334	3	111.3
24-Oct-93				
25-Oct-93				
26-Oct-93				
27-Oct-93	222	6	37.0	
28-Oct-93				
29-Oct-93				
30-Oct-93				
Statweek Total	105	222	6	37.0
31-Oct-93	137	5	27.4	
01-Nov-93				
02-Nov-93				
03-Nov-93				
04-Nov-93				
05-Nov-93				
06-Nov-93				
Statweek Total	111	137	5	27.4
07-Nov-93				
08-Nov-93				
09-Nov-93				
10-Nov-93				
11-Nov-93				
12-Nov-93				
13-Nov-93				
Statweek Total	112			
14-Nov-93				
15-Nov-93				
16-Nov-93				
17-Nov-93				
18-Nov-93				
19-Nov-93				
20-Nov-93				
Statweek Total	113			

Catch Summary, Nanaimo Gillnet Chum Test Fishing, 1994.

Date	Catch	# of Sets	CPUE
04-Sep-94			
05-Sep-94			
06-Sep-94			
07-Sep-94			
08-Sep-94			
09-Sep-94			
10-Sep-94			
Statweek Total	92		
11-Sep-94			
12-Sep-94			
13-Sep-94			
14-Sep-94			
15-Sep-94			
16-Sep-94			
17-Sep-94			
Statweek Total	93		
18-Sep-94			
19-Sep-94			
20-Sep-94			
21-Sep-94			
22-Sep-94			
23-Sep-94			
24-Sep-94			
Statweek Total	94		
25-Sep-94			
26-Sep-94			
27-Sep-94			
28-Sep-94			
29-Sep-94			
30-Sep-94			
01-Oct-94			
Statweek Total	101		
02-Oct-94			
03-Oct-94			
04-Oct-94			
05-Oct-94			
06-Oct-94			
07-Oct-94			
08-Oct-94			
Statweek Total	102		
09-Oct-94			
10-Oct-94			
11-Oct-94			
12-Oct-94			
13-Oct-94			
14-Oct-94			
15-Oct-94			
Statweek Total	103		

Date	Catch	# of Sets	CPUE
16-Oct-94			
17-Oct-94			
18-Oct-94	25	6	4.2
19-Oct-94	93	6	15.5
20-Oct-94			
21-Oct-94			
22-Oct-94			
Statweek Total	104	118	9.8
23-Oct-94			
24-Oct-94			
25-Oct-94			
26-Oct-94	26	6	4.3
27-Oct-94			
28-Oct-94			
29-Oct-94			
Statweek Total	105	26	4.3
30-Oct-94			
31-Oct-94			
01-Nov-94			
02-Nov-94	14	4	3.5
03-Nov-94			
04-Nov-94			
05-Nov-94			
Statweek Total	111	14	3.5
06-Nov-94			
07-Nov-94			
08-Nov-94			
09-Nov-94			
10-Nov-94			
11-Nov-94			
12-Nov-94			
Statweek Total	112		
13-Nov-94			
14-Nov-94			
15-Nov-94			
16-Nov-94			
17-Nov-94			
18-Nov-94			
19-Nov-94			
Statweek Total	113		
20-Nov-94			
21-Nov-94			
22-Nov-94			
23-Nov-94			
24-Nov-94			
25-Nov-94			
26-Nov-94			
Statweek Total	114		

Catch Summary, Nanaimo Gillnet Chum Test Fishing, 1995.

Date	Catch	# of Sets	CPUE
10-Sep-95			
11-Sep-95			
12-Sep-95			
13-Sep-95			
14-Sep-95			
15-Sep-95			
16-Sep-95			
Statweek Total	92		
17-Sep-95			
18-Sep-95			
19-Sep-95			
20-Sep-95			
21-Sep-95			
22-Sep-95			
23-Sep-95			
Statweek Total	93		
24-Sep-95			
25-Sep-95			
26-Sep-95			
27-Sep-95			
28-Sep-95			
29-Sep-95			
30-Sep-95			
Statweek Total	94		
01-Oct-95			
02-Oct-95			
03-Oct-95			
04-Oct-95			
05-Oct-95			
06-Oct-95			
07-Oct-95			
Statweek Total	101		
08-Oct-95			
09-Oct-95			
10-Oct-95			
11-Oct-95			
12-Oct-95			
13-Oct-95			
14-Oct-95			
Statweek Total	102		
15-Oct-95			
16-Oct-95			
17-Oct-95			
18-Oct-95			
19-Oct-95			
20-Oct-95			
21-Oct-95			
Statweek Total	103		

Date	Catch	# of Sets	CPUE	
22-Oct-95				
23-Oct-95	8	6	1.3	
24-Oct-95	1	5	0.2	
25-Oct-95				
26-Oct-95				
27-Oct-95				
28-Oct-95				
Statweek Total	104	9	11	0.8
29-Oct-95				
30-Oct-95				
31-Oct-95				
01-Nov-95	9	6	1.5	
02-Nov-95				
03-Nov-95				
04-Nov-95				
Statweek Total	105	9	6	1.5
05-Nov-95				
06-Nov-95				
07-Nov-95				
08-Nov-95	2	1	2.0	
09-Nov-95				
10-Nov-95				
11-Nov-95				
Statweek Total	111	2	1	2.0
12-Nov-95				
13-Nov-95				
14-Nov-95				
15-Nov-95				
16-Nov-95				
17-Nov-95				
18-Nov-95				
Statweek Total	112			
19-Nov-95				
20-Nov-95				
21-Nov-95				
22-Nov-95				
23-Nov-95				
24-Nov-95				
25-Nov-95				
Statweek Total	113			

Catch Summary, Nanaimo Gillnet Chum Test Fishing, 1996

Date	Catch	# of Sets	CPUE
08-Sep-96			
09-Sep-96			
10-Sep-96			
11-Sep-96			
12-Sep-96			
13-Sep-96			
14-Sep-96			
Statweek Total	92		
15-Sep-96			
16-Sep-96			
17-Sep-96			
18-Sep-96			
19-Sep-96			
20-Sep-96			
21-Sep-96			
Statweek Total	93		
22-Sep-96			
23-Sep-96			
24-Sep-96			
25-Sep-96			
26-Sep-96			
27-Sep-96			
28-Sep-96			
Statweek Total	94		
29-Sep-96			
30-Sep-96			
01-Oct-96			
02-Oct-96			
03-Oct-96			
04-Oct-96			
05-Oct-96			
Statweek Total	101		
06-Oct-96			
07-Oct-96			
08-Oct-96			
09-Oct-96			
10-Oct-96			
11-Oct-96			
12-Oct-96			
Statweek Total	102		
13-Oct-96			
14-Oct-96			
15-Oct-96			
16-Oct-96			
17-Oct-96			
18-Oct-96			
19-Oct-96			
Statweek Total	103		

Date	Catch	# of Sets	CPUE
20-Oct-96			
21-Oct-96			
22-Oct-96	66	6	11.0
23-Oct-96			
24-Oct-96			
25-Oct-96			
26-Oct-96			
Statweek Total	104	6	11.0
27-Oct-96			
28-Oct-96			
29-Oct-96	65	6	10.8
30-Oct-96			
31-Oct-96			
01-Nov-96			
02-Nov-96			
Statweek Total	105	6	10.8
03-Nov-96			
04-Nov-96			
05-Nov-96			
06-Nov-96	2	1	2.0
07-Nov-96			
08-Nov-96			
09-Nov-96			
Statweek Total	111	2	2.0
10-Nov-96			
11-Nov-96			
12-Nov-96			
13-Nov-96			
14-Nov-96			
15-Nov-96			
16-Nov-96			
Statweek Total	112		
17-Nov-96			
18-Nov-96			
19-Nov-96			
20-Nov-96			
21-Nov-96			
22-Nov-96			
23-Nov-96			
Statweek Total	113		
24-Nov-96			
25-Nov-96			
26-Nov-96			
27-Nov-96			
28-Nov-96			
29-Nov-96			
30-Nov-96			
Statweek Total	114		

Summary of Nanaimo Gillnet Test Set Locations

Year: 1992

Location				% of Total	
Code	Name	Sets	Catch	Sets	Catch
170011	Bachelor Pt.	3	84	18.8%	18.5%
170012	W. Northumberland				
170013	Departure Bay				
170014	E. Northumberland				
170015	Mid-Northumberland				
170019	Five Fingers				
170020	Neck Pt.	3	102	18.8%	22.4%
170021	Entrance Is./Orlebar Pt.	3	58	18.8%	12.7%
170022	E. Newcastle/McKay Pt.	3	121	18.8%	26.6%
170023	Horswell Channel	1	10	6.3%	2.2%
170024	Icarus Pt.	3	80	18.8%	17.6%
170025	Snake Is.				
170026	Lagoon Hd.				
170099	No Location				
Total:		16	455	100.0%	100.0%

Summary of Nanaimo Gillnet Test Set Locations

Year: 1993

Location		% of Total			
Code	Name	Sets	Catch	Sets	Catch
170011	Bachelor Pt.				
170012	W. Northumberland				
170013	Departure Bay				
170014	E. Northumberland				
170015	Mid-Northumberland				
170019	Five Fingers	2	62	14.3%	8.9%
170020	Neck Pt.	5	244	35.7%	35.2%
170021	Entrance Is./Orlebar Pt.				
170022	E. Newcastle/McKay Pt.	2	319	14.3%	46.0%
170023	Horswell Channel				
170024	Icarus Pt.				
170025	Snake Is.	4	59	28.6%	8.5%
170026	Lagoon Hd.				
170099	No Location	1	9	7.1%	1.3%
Total:		14	693	100.0%	100.0%

Summary of Nanaimo Gillnet Test Set Locations

Year: 1994

Location		% of Total			
Code	Name	Sets	Catch	Sets	Catch
170011	Bachelor Pt.				
170012	W. Northumberland				
170013	Departure Bay				
170014	E. Northumberland				
170015	Mid-Northumberland				
170019	Five Fingers	2	9	9.1%	5.7%
170020	Neck Pt.	11	101	50.0%	63.9%
170021	Entrance Is./Orlebar Pt.	1	2	4.5%	1.3%
170022	E. Newcastle/McKay Pt.	1	3	4.5%	1.9%
170023	Horswell Channel	2	17	9.1%	10.8%
170024	Icarus Pt.	2	17	9.1%	10.8%
170025	Snake Is.	3	9	13.6%	5.7%
170026	Lagoon Hd.				
170099	No Location				
Total:		22	158	100.0%	100.0%

Summary of Nanaimo Gillnet Test Set Locations

Year: 1995

Location		% of Total			
Code	Name	Sets	Catch	Sets	Catch
170011	Bachelor Pt.				
170012	W. Northumberland	1	2	5.6%	10.0%
170013	Departure Bay				
170014	E. Northumberland				
170015	Mid-Northumberland				
170019	Five Fingers	2	3	11.1%	15.0%
170020	Neck Pt.	4	8	22.2%	40.0%
170021	Entrance Is./Orlebar Pt.	5	4	27.8%	20.0%
170022	E. Newcastle/McKay Pt.	1	0	5.6%	0.0%
170023	Horswell Channel				
170024	Icarus Pt.				
170025	Snake Is.	3	2	16.7%	10.0%
170026	Lagoon Hd.	2	1	11.1%	5.0%
170099	No Location				
Total:		18	20	100.0%	100.0%

Summary of Nanaimo Gillnet Test Set Locations

Year: 1996

Location				% of Total	
Code	Name	Sets	Catch	Sets	Catch
170011	Bachelor Pt.	2	30	15.4%	22.6%
170012	W. Northumberland				
170013	Departure Bay				
170014	E. Northumberland				
170015	Mid-Northumberland				
170019	Five Fingers	2	26	15.4%	19.5%
170020	Neck Pt.	2	14	15.4%	10.5%
170021	Entrance Is./Orlebar Pt.				
170022	E. Newcastle/McKay Pt.	6	58	46.2%	43.6%
170023	Horswell Channel	1	5	7.7%	3.8%
170024	Icarus Pt.				
170025	Snake Is.				
170026	Lagoon Hd.				
170099	No Location				
Total:		13	133	100.0%	100.0%

Daily Gillnet Test Fishing Data, Nanaimo, 1992.

Date	Vess #	Set #	Loc Code	Key Code	Set Time		Catch				
					Start	Finish	Sock	Coho	Pink	Chum	Chin
13-Oct-92	1	1	21	2	18:30	20:15	0	0	0	42	0
13-Oct-92	1	2	20	2	21:45	22:30	0	2	0	38	1
13-Oct-92	1	3	24	2	00:00	01:30	0	1	0	24	1
13-Oct-92	1	4	22	2	02:00	03:30	0	0	0	26	0
13-Oct-92	1	5	11	2	04:30	06:15	0	0	0	27	0
18-Oct-92	1	1	22	2	18:30	20:30	0	0	0	50	0
18-Oct-92	1	2	24	2	21:30	23:30	0	0	0	19	0
18-Oct-92	1	3	20	2	00:30	02:00	0	0	0	6	0
18-Oct-92	1	4	21	2	03:00	04:30	0	0	0	3	0
18-Oct-92	1	5	11	2	05:30	07:00	0	0	0	44	0
25-Oct-92	1	1	22	2	17:45	19:15	0	1	0	45	0
25-Oct-92	1	2	21	2	20:15	21:15	0	0	0	13	1
25-Oct-92	1	3	20	2	22:00	00:15	0	1	0	58	0
25-Oct-92	1	4	24	2	02:00	03:30	0	0	0	37	0
25-Oct-92	1	5	23	2	04:30	05:15	0	0	0	10	0
25-Oct-92	1	6	11	2	06:05	07:05	0	0	0	13	0

Daily Gillnet Test Fishing Data, Nanaimo, 1993.

Date	Vess #	Set #	Loc Code	Key Code	Set Time		Catch				
					Start	Finish	Sock	Coho	Pink	Chum	Chin
21-Oct-93	1	1	22	2	18:10	18:50	0	0	0	245	0
21-Oct-93	1	2	20	2	22:45	00:45	0	0	0	79	0
21-Oct-93	1	3	25	2	06:00	06:10	0	0	0	10	0
27-Oct-93	1	1	22	2	18:00	19:00	0	0	0	74	0
27-Oct-93	1	2	20	2	20:45	22:45	0	0	0	19	0
27-Oct-93	1	3	20	2	00:00	01:15	0	0	0	47	0
27-Oct-93	1	4	19	2	02:30	03:30	0	0	0	36	0
27-Oct-93	1	5	25	2	04:30	06:00	0	0	0	35	0
27-Oct-93	1	6	25	2	07:23	08:00	0	0	0	11	0
31-Oct-93	1	1	25	2	18:45	19:45	0	0	0	3	0
31-Oct-93	1	2	20	2	21:00	22:00	0	0	0	32	0
31-Oct-93	1	3	20	2	23:00	01:30	0	0	0	67	0
31-Oct-93	1	4	19	2	03:00	05:00	0	0	0	26	0
31-Oct-93	1	5	99	2	06:15	07:15	0	0	0	9	0

Daily Gillnet Test Fishing Data, Nanaimo, 1994.

Date	Vess #	Set #	Loc Code	Key Code	Set Time		Catch				
					Start	Finish	Sock	Coho	Pink	Chum	Chin
18-Oct-94	1	1	20	2	19:00	21:00	0	0	0	5	0
18-Oct-94	1	2	24	2	21:45	23:15	0	0	0	5	0
18-Oct-94	1	3	25	2	0:00	1:45	0	0	0	0	0
18-Oct-94	1	4	21	2	2:30	3:45	0	0	0	2	0
18-Oct-94	1	5	22	2	4:15	6:00	0	0	0	3	0
18-Oct-94	1	6	23	2	7:00	8:00	0	0	0	10	0
19-Oct-94	1	1	20	2	17:30	19:30	0	0	0	44	0
19-Oct-94	1	2	20	2	20:30	22:30	0	0	0	5	0
19-Oct-94	1	3	24	2	23:00	1:00	0	0	0	12	0
19-Oct-94	1	4	20	2	1:30	3:00	0	0	0	28	0
19-Oct-94	1	5	20	2	4:00	5:45	0	0	0	0	0
19-Oct-94	1	6	19	2	6:30	7:30	0	0	0	4	0
26-Oct-94	1	1	25	2	17:05	18:10	0	0	0	6	0
26-Oct-94	1	2	19	2	19:00	20:00	0	0	0	5	0
26-Oct-94	1	3	20	2	20:45	22:00	0	0	0	4	0
26-Oct-94	1	4	20	2	7:00	8:45	0	0	0	3	0
26-Oct-94	1	5	20	2	9:15	11:00	0	0	0	7	0
26-Oct-94	1	6	20	2	11:30	12:30	0	0	0	1	0
02-Nov-94	1	1	23	2	16:30	17:30	0	0	0	7	0
02-Nov-94	1	2	20	2	18:00	20:00	0	0	0	2	0
02-Nov-94	1	3	20	2	20:15	22:00	0	0	0	2	0
02-Nov-94	1	4	25	2	6:05	7:30	0	0	0	3	0

Daily Gillnet Test Fishing Data, Nanaimo, 1995.

Date	Vess #	Set #	Loc Code	Key Code	Set Time		Catch				
					Start	Finish	Sock	Coho	Pink	Chum	Chin
23-Oct-95	1	1	20	2	17:30	18:45	0	0	0	3	0
23-Oct-95	1	2	20	2	19:30	21:30	0	0	0	2	0
23-Oct-95	1	3	19	2	22:45	0:45	0	0	0	2	0
23-Oct-95	1	4	25	2	2:00	4:00	0	1	0	0	0
23-Oct-95	1	5	22	2	4:45	6:00	0	0	0	0	0
23-Oct-95	1	6	26	2	6:40	7:45	0	0	0	1	0
24-Oct-95	1	1	21	2	17:15	18:15	0	0	0	0	0
24-Oct-95	1	2	21	2	18:45	20:30	0	0	0	0	0
24-Oct-95	1	3	21	2	21:15	23:15	0	0	0	1	0
24-Oct-95	1	4	20	2	0:00	2:20	0	0	0	0	0
24-Oct-95	1	5	26	2	4:00	6:00	0	0	0	0	0
01-Nov-95	1	1	20	2	16:30	17:30	0	0	0	3	0
01-Nov-95	1	2	21	2	17:45	19:45	0	0	0	1	0
01-Nov-95	1	3	21	2	20:15	22:15	0	0	0	2	0
01-Nov-95	1	4	19	2	22:30	0:00	0	0	0	1	0
01-Nov-95	1	5	25	2	0:30	3:00	0	1	0	1	0
01-Nov-95	1	6	25	2	4:00	6:00	0	0	0	1	0
08-Nov-95	1	1	12	2	19:30	21:20	0	0	0	2	0

Daily Gillnet Test Fishing Data, Nanaimo, 1996.

Date	Vess #	Set #	Loc Code	Key Code	Set Time		Catch				
					Start	Finish	Sock	Coho	Pink	Chum	Chin
22-Oct-96	1	1	20	2	18:00	20:00	0	0	0	4	0
22-Oct-96	1	2	19	2	21:00	23:00	0	0	0	6	0
22-Oct-96	1	3	22	2	23:50	01:45	0	0	0	20	0
22-Oct-96	1	4	11	2	02:45	03:45	0	0	0	20	0
22-Oct-96	1	5	22	2	04:30	06:30	0	0	0	15	0
22-Oct-96	1	6	22	2	07:30	08:10	0	0	0	1	0
29-Oct-96	1	1	20	2	16:30	18:30	0	0	0	10	2
29-Oct-96	1	2	19	2	19:00	21:00	0	0	0	20	2
29-Oct-96	1	3	22	2	22:00	01:00	0	1	0	15	2
29-Oct-96	1	4	22	2	02:00	04:00	0	0	0	5	2
29-Oct-96	1	5	11	2	05:00	07:00	0	0	0	10	0
29-Oct-96	1	6	23	2	07:40	09:00	0	0	0	5	0
06-Nov-96	1	1	22	1	16:00	18:00	0	0	0	2	0

Catch Summary, Cowichan Chum Gillnet Test Fishing, 1992.

Date	Catch	# of Sets	CPUE
27-Sep-92			
28-Sep-92			
29-Sep-92			
30-Sep-92			
01-Oct-92			
02-Oct-92			
03-Oct-92			
Statweek Total	101		
04-Oct-92			
05-Oct-92			
06-Oct-92			
07-Oct-92			
08-Oct-92			
09-Oct-92			
10-Oct-92			
Statweek Total	102		
11-Oct-92			
12-Oct-92			
13-Oct-92			
14-Oct-92			
15-Oct-92			
16-Oct-92			
17-Oct-92			
Statweek Total	103		
18-Oct-92			
19-Oct-92			
20-Oct-92			
21-Oct-92	34	6	5.7
22-Oct-92	60	8	7.5
23-Oct-92			
24-Oct-92			
Statweek Total	104	14	6.7
25-Oct-92			
26-Oct-92			
27-Oct-92			
28-Oct-92	137	6	22.8
29-Oct-92	117	5	23.4
30-Oct-92			
31-Oct-92			
Statweek Total	105	254	23.1
01-Nov-92			
02-Nov-92			
03-Nov-92			
04-Nov-92	68	5	13.6
05-Nov-92	83	4	20.8
06-Nov-92			
07-Nov-92			
Statweek Total	111	9	16.8

Date	Catch	# of Sets	CPUE
08-Nov-92			
09-Nov-92			
10-Nov-92			
11-Nov-92			
12-Nov-92			
13-Nov-92			
14-Nov-92			
Statweek Total	112		
15-Nov-92			
16-Nov-92			
17-Nov-92			
18-Nov-92			
19-Nov-92			
20-Nov-92	91	5	18.2
21-Nov-92			
Statweek Total	113	91	18.2

Catch Summary, Cowichan Chum Gillnet Test Fishing, 1994.

Date	Catch	# of Sets	CPUE
25-Sep-94			
26-Sep-94			
27-Sep-94			
28-Sep-94			
29-Sep-94			
30-Sep-94			
01-Oct-94			
Statweek Total	101		
02-Oct-94			
03-Oct-94			
04-Oct-94			
05-Oct-94			
06-Oct-94			
07-Oct-94			
08-Oct-94			
Statweek Total	102		
09-Oct-94			
10-Oct-94			
11-Oct-94			
12-Oct-94			
13-Oct-94			
14-Oct-94			
15-Oct-94			
Statweek Total	103		
16-Oct-94			
17-Oct-94			
18-Oct-94			
19-Oct-94			
20-Oct-94			
21-Oct-94			
22-Oct-94			
Statweek Total	104		
23-Oct-94			
24-Oct-94			
25-Oct-94			
26-Oct-94	14	7	2.0
27-Oct-94	31	7	4.4
28-Oct-94			
29-Oct-94			
Statweek Total	105	14	3.2
30-Oct-94			
31-Oct-94			
01-Nov-94			
02-Nov-94	112	7	16.0
03-Nov-94	63	7	9.0
04-Nov-94			
05-Nov-94			
Statweek Total	111	14	12.5

Date	Catch	# of Sets	CPUE
06-Nov-94			
07-Nov-94			
08-Nov-94	38	7	5.4
09-Nov-94	76	7	10.9
10-Nov-94			
11-Nov-94			
12-Nov-94			
Statweek Total	112	14	8.1
13-Nov-94			
14-Nov-94			
15-Nov-94			
16-Nov-94	26	3	8.7
17-Nov-94	58	8	7.3
18-Nov-94			
19-Nov-94			
Statweek Total	113	11	7.6
20-Nov-94			
21-Nov-94			
22-Nov-94			
23-Nov-94	63	7	9.0
24-Nov-94	91	5	18.2
25-Nov-94			
26-Nov-94			
Statweek Total	114	12	12.8
27-Nov-94			
28-Nov-94			
29-Nov-94			
30-Nov-94	10	5	2.0
01-Dec-94			
02-Dec-94			
03-Dec-94			
Statweek Total	121	10	2.0
04-Dec-94			
05-Dec-94			
06-Dec-94			
07-Dec-94			
08-Dec-94			
09-Dec-94			
10-Dec-94			
Statweek Total	122		

Catch Summary, Cowichan Chum Gillnet Test Fishing, 1995.

Date	Catch	# of Sets	CPUE
01-Oct-95			
02-Oct-95			
03-Oct-95			
04-Oct-95			
05-Oct-95			
06-Oct-95			
07-Oct-95			
Statweek Total	101		
08-Oct-95			
09-Oct-95			
10-Oct-95			
11-Oct-95			
12-Oct-95			
13-Oct-95			
14-Oct-95			
Statweek Total	102		
15-Oct-95			
16-Oct-95			
17-Oct-95			
18-Oct-95			
19-Oct-95			
20-Oct-95			
21-Oct-95			
Statweek Total	103		
22-Oct-95			
23-Oct-95			
24-Oct-95			
25-Oct-95			
26-Oct-95			
27-Oct-95			
28-Oct-95			
Statweek Total	104		
29-Oct-95			
30-Oct-95			
31-Oct-95			
01-Nov-95			
02-Nov-95	22	7	3.1
03-Nov-95	18	6	3.0
04-Nov-95			
Statweek Total	105	40	3.1
05-Nov-95			
06-Nov-95			
07-Nov-95			
08-Nov-95	29	7	4.1
09-Nov-95	95	7	13.6
10-Nov-95			
11-Nov-95			
Statweek Total	111	124	8.9

Date	Catch	# of Sets	CPUE
12-Nov-95			
13-Nov-95			
14-Nov-95			
15-Nov-95	26	8	3.3
16-Nov-95			
17-Nov-95			
18-Nov-95			
Statweek Total	112	26	3.3
19-Nov-95			
20-Nov-95			
21-Nov-95			
22-Nov-95			
23-Nov-95			
24-Nov-95	77	9	8.6
25-Nov-95	58	8	7.3
Statweek Total	113	135	7.9

Catch Summary, Cowichan Chum Gillnet Test Fishing, 1996.

Date	Catch	# of Sets	CPUE
29-Sep-96			
30-Sep-96			
01-Oct-96			
02-Oct-96			
03-Oct-96			
04-Oct-96			
05-Oct-96			
Statweek Total	101		
06-Oct-96			
07-Oct-96			
08-Oct-96			
09-Oct-96			
10-Oct-96			
11-Oct-96			
12-Oct-96			
Statweek Total	102		
13-Oct-96			
14-Oct-96			
15-Oct-96			
16-Oct-96			
17-Oct-96			
18-Oct-96			
19-Oct-96			
Statweek Total	103		
20-Oct-96			
21-Oct-96			
22-Oct-96			
23-Oct-96			
24-Oct-96			
25-Oct-96			
26-Oct-96			
Statweek Total	104		
27-Oct-96			
28-Oct-96			
29-Oct-96	58	7	8.3
30-Oct-96	21	7	3.0
31-Oct-96			
01-Nov-96			
02-Nov-96			
Statweek Total	105	79	5.6
03-Nov-96			
04-Nov-96			
05-Nov-96	44	7	6.3
06-Nov-96	49	7	7.0
07-Nov-96			
08-Nov-96			
09-Nov-96			
Statweek Total	111	93	6.6

Date	Catch	# of Sets	CPUE
10-Nov-96			
11-Nov-96			
12-Nov-96	33	7	4.7
13-Nov-96	95	7	13.6
14-Nov-96			
15-Nov-96			
16-Nov-96			
Statweek Total	112	128	9.1
17-Nov-96			
18-Nov-96			
19-Nov-96	27	6	4.5
20-Nov-96	44	7	6.3
21-Nov-96			
22-Nov-96			
23-Nov-96			
Statweek Total	113	71	5.5
24-Nov-96			
25-Nov-96			
26-Nov-96			
27-Nov-96			
28-Nov-96			
29-Nov-96			
30-Nov-96			
Statweek Total	114		
01-Dec-96			
02-Dec-96			
03-Dec-96			
04-Dec-96			
05-Dec-96			
06-Dec-96			
07-Dec-96			
Statweek Total	121		
08-Dec-96			
09-Dec-96			
10-Dec-96			
11-Dec-96			
12-Dec-96			
13-Dec-96			
14-Dec-96			
Statweek Total	122		
15-Dec-96			
16-Dec-96			
17-Dec-96			
18-Dec-96			
19-Dec-96			
20-Dec-96			
21-Dec-96			
Statweek Total	123		

Summary of Cowichan Chum Gillnet Test Set Locations

Year: 1992

Location		% of Total			
Code	Name	Sets	Catch	Sets	Catch
180000	Unknown				
180030	Sansum Narrows				
180031	Seperation Pt.				
180032	Cape Keppel	11	128	28.2%	21.7%
180033	Mid Satellite Channel/Patey R	4	57	10.3%	9.7%
180034	Moses Point	2	9	5.1%	1.5%
180035	Colburne Passage				
180036	Shute Passage	1	4	2.6%	0.7%
180037	Isabella Is.	4	82	10.3%	13.9%
180038	Russell Is.				
180039	Arbutus Is.	4	56	10.3%	9.5%
180040	Beaver Pt.	1	6	2.6%	1.0%
180041	Eleanor Pt.				
180042	Cherry Pt.	3	56	7.7%	9.5%
180043	Musgrave Rk.	3	70	7.7%	11.9%
180044	Hatch Pt.	2	20	5.1%	3.4%
180045	Cowichan Estuary				
180046	Skinner Pt.				
180047	Maple Bay				
180048	N.W. Satellite Channel	4	102	10.3%	17.3%
180049	mid MusgraveKeppel				
180099	No Location				
190003	Saanich Inlet				
Total:		39	590	100.0%	100.0%

Summary of Cowichan Chum Gillnet Test Set Locations

Year: 1994

Location		% of Total			
Code	Name	Sets	Catch	Sets	Catch
180000	Unknown	1	6	1.4%	1.0%
180030	Sansum Narrows				
180031	Seperation Pt.	1	36	1.4%	6.2%
180032	Cape Keppel	8	79	11.4%	13.6%
180033	Mid Satellite Channel/Patey R	9	86	12.9%	14.8%
180034	Moses Point	8	55	11.4%	9.5%
180035	Colburne Passage	4	10	5.7%	1.7%
180036	Shute Passage	10	80	14.3%	13.7%
180037	Isabella Is.	6	70	8.6%	12.0%
180038	Russell Is.	4	25	5.7%	4.3%
180039	Arbutus Is.	3	4	4.3%	0.7%
180040	Beaver Pt.				
180041	Eleanor Pt.	1	0	1.4%	0.0%
180042	Cherry Pt.				
180043	Musgrave Rk.	4	48	5.7%	8.2%
180044	Hatch Pt.				
180045	Cowichan Estuary				
180046	Skinner Pt.				
180047	Maple Bay				
180048	N.W. Satellite Channel	9	67	12.9%	11.5%
180049	mid MusgraveKeppel				
180099	No Location	2	16	2.9%	2.7%
190003	Saanich Inlet				
Total:		70	582	100.0%	100.0%

Summary of Cowichan Chum Gillnet Test Set Locations

Year: 1995

Location		% of Total			
Code	Name	Sets	Catch	Sets	Catch
180000	Unknown				
180030	Sansum Narrows				
180031	Seperation Pt.				
180032	Cape Keppel	9	47	17.3%	14.5%
180033	Mid Satellite Channel/Patey R	13	68	25.0%	20.9%
180034	Moses Point	6	8	11.5%	2.5%
180035	Colburne Passage				
180036	Shute Passage	11	99	21.2%	30.5%
180037	Isabella Is.	7	32	13.5%	9.8%
180038	Russell Is.	1	3	1.9%	0.9%
180039	Arbutus Is.	5	68	9.6%	20.9%
180040	Beaver Pt.				
180041	Eleanor Pt.				
180042	Cherry Pt.				
180043	Musgrave Rk.				
180044	Hatch Pt.				
180045	Cowichan Estuary				
180046	Skinner Pt.				
180047	Maple Bay				
180048	N.W. Satellite Channel				
180049	mid MusgraveKeppel				
180099	No Location				
190003	Saanich Inlet				
Total:		52	325	100.0%	100.0%

Summary of Cowichan Chum Gillnet Test Set Locations

Year: 1996

Location		% of Total			
Code	Name	Sets	Catch	Sets	Catch
180000	Unknown				
180030	Sansum Narrows				
180031	Seperation Pt.				
180032	Cape Keppel	16	132	29.1%	35.6%
180033	Mid Satellite Channel/Patey R	6	36	10.9%	9.7%
180034	Moses Point	7	32	12.7%	8.6%
180035	Colburne Passage				
180036	Shute Passage	7	54	12.7%	14.6%
180037	Isabella Is.	7	56	12.7%	15.1%
180038	Russell Is.				
180039	Arbutus Is.	6	35	10.9%	9.4%
180040	Beaver Pt.	1	8	1.8%	2.2%
180041	Eleanor Pt.				
180042	Cherry Pt.				
180043	Musgrave Rk.	5	18	9.1%	4.9%
180044	Hatch Pt.				
180045	Cowichan Estuary				
180046	Skinner Pt.				
180047	Maple Bay				
180048	N.W. Satellite Channel				
180049	mid MusgraveKeppel				
180099	No Location				
190003	Saanich Inlet				
Total:		55	371	100.0%	100.0%

Daily Chum Gillnet Test Fishing Data, Cowichan, 1992.

Date	Vess #	Set #	Loc Code	Key Code	Set Time		Catch				
					Start	Finish	Sock	Coho	Pink	Chum	Chin
21-Oct-92	1	1	33	1	4:30	4:45	0	0	0	0	0
21-Oct-92	1	2	39	2	10:45	12:30	0	0	0	7	0
21-Oct-92	1	3	32	2	13:10	14:40	0	0	0	4	0
21-Oct-92	1	4	32	1	15:00	15:30	0	0	0	10	0
21-Oct-92	1	5	32	2	16:00	17:00	0	0	0	5	0
21-Oct-92	1	6	34	2	17:30	19:30	0	0	0	8	0
22-Oct-92	1	1	32	2	8:30	10:00	0	0	0	5	0
22-Oct-92	1	2	32	2	6:00	8:30	0	0	0	11	0
22-Oct-92	1	3	39	2	9:00	9:30	0	0	0	0	0
22-Oct-92	1	4	37	2	10:00	12:00	0	0	0	5	0
22-Oct-92	1	5	32	2	12:30	13:45	0	0	0	30	0
22-Oct-92	1	6	33	2	14:30	15:30	0	0	0	4	0
22-Oct-92	1	7	32	2	16:00	17:00	0	0	0	4	0
22-Oct-92	1	8	34	2	17:15	18:15	0	0	0	1	0
28-Oct-92	1	1	48	2	7:30	9:00	0	0	0	35	0
28-Oct-92	1	2	48	2	9:45	11:45	0	0	0	32	0
28-Oct-92	1	3	48	2	12:30	14:15	0	0	0	19	0
28-Oct-92	1	4	39	2	14:45	16:00	0	0	0	41	0
28-Oct-92	1	5	39	1	16:35	17:00	0	0	0	8	0
28-Oct-92	1	6	32	2	17:30	19:30	0	0	0	2	0
29-Oct-92	1	1	40	2	6:30	7:30	0	0	0	6	0
29-Oct-92	1	2	37	2	8:15	9:15	0	0	0	14	0
29-Oct-92	1	3	33	2	9:45	11:00	0	0	0	34	0
29-Oct-92	1	4	37	2	11:30	13:30	0	0	0	37	0
29-Oct-92	1	5	37	2	14:00	16:30	0	0	0	26	0
4-Nov-92	1	1	43	2	7:30	9:00	0	0	0	15	0
4-Nov-92	1	2	32	2	9:30	11:00	0	0	0	17	0
4-Nov-92	1	3	42	2	11:30	12:30	0	0	0	4	0
4-Nov-92	1	4	32	2	13:00	14:45	0	0	0	28	0
4-Nov-92	1	5	36	2	15:30	16:00	0	0	0	4	0
5-Nov-92	1	1	48	2	8:30	9:00	0	0	0	16	0
5-Nov-92	1	2	32	2	11:30	13:30	0	0	0	12	0
5-Nov-92	1	3	43	2	14:00	15:10	0	0	0	33	0
5-Nov-92	1	4	43	2	15:45	17:30	0	0	0	22	0
20-Nov-92	1	1	42	2	8:00	9:30	0	0	0	6	0
20-Nov-92	1	2	44	2	10:10	11:30	0	0	0	10	0
20-Nov-92	1	3	44	2	12:10	13:30	0	0	0	10	0
20-Nov-92	1	4	33	2	14:00	15:00	0	0	0	19	0
20-Nov-92	1	5	42	2	15:30	17:00	0	0	0	46	0

Daily Chum Gillnet Test Fishing Data, Cowichan, 1994.

Date	Vess #	Set #	Loc Code	Key Code	Set Time		Catch				
					Start	Finish	Sock	Coho	Pink	Chum	Chin
26-Oct-94	1	1	48	2	8:15	10:05	0	0	0	0	0
26-Oct-94	1	2	39	2	10:30	11:30	0	0	0	0	0
26-Oct-94	1	3	32	2	12:00	13:00	0	0	0	2	0
26-Oct-94	1	4	34	2	13:00	15:00	0	0	0	5	0
26-Oct-94	1	5	37	2	15:20	16:45	0	0	0	7	0
26-Oct-94	1	6	38	2	17:00	17:45	0	0	0	0	0
26-Oct-94	1	7	33	2	18:00	19:30	0	0	0	0	0
27-Oct-94	1	1	00	2	7:30	9:00	0	0	0	6	0
27-Oct-94	1	2	36	2	9:30	10:45	0	0	0	3	0
27-Oct-94	1	3	35	2	11:15	12:00	0	0	0	2	0
27-Oct-94	1	4	34	2	12:20	14:00	0	0	0	0	0
27-Oct-94	1	5	48	2	14:15	16:15	0	0	0	5	0
27-Oct-94	1	6	33	2	17:00	18:00	0	0	0	10	0
27-Oct-94	1	7	34	2	18:30	19:30	0	0	0	5	0
02-Nov-94	1	1	32	2	7:45	9:15	0	0	0	20	0
02-Nov-94	1	2	36	2	9:45	11:00	0	0	0	22	0
02-Nov-94	1	3	35	2	11:30	12:20	0	0	0	1	0
02-Nov-94	1	4	37	2	12:30	13:50	0	0	0	17	0
02-Nov-94	1	5	48	2	14:10	14:45	0	0	0	25	0
02-Nov-94	1	6	34	2	15:00	16:15	0	0	0	12	0
02-Nov-94	1	7	33	2	16:45	17:45	0	0	0	15	0
03-Nov-94	1	1	39	2	7:45	8:15	0	0	0	0	0
03-Nov-94	1	2	37	2	9:00	9:45	0	0	0	14	0
03-Nov-94	1	3	36	2	10:30	11:30	0	0	0	16	0
03-Nov-94	1	4	38	2	11:40	13:15	0	0	0	7	0
03-Nov-94	1	5	48	2	13:30	14:30	0	0	0	16	0
03-Nov-94	1	6	34	2	14:45	15:40	0	0	0	4	0
03-Nov-94	1	7	33	2	16:05	17:15	0	0	0	6	0
08-Nov-94	1	1	32	2	7:30	8:30	0	0	0	4	0
08-Nov-94	1	2	39	2	9:05	9:45	0	0	0	4	0
08-Nov-94	1	3	34	2	10:00	11:00	0	0	0	0	0
08-Nov-94	1	4	37	2	11:30	12:00	0	0	0	14	0
08-Nov-94	1	5	36	2	12:15	12:45	0	0	0	2	0
08-Nov-94	1	6	38	2	13:00	13:45	0	0	0	7	0
08-Nov-94	1	7	35	2	14:05	15:15	0	0	0	7	0
09-Nov-94	1	1	32	2	7:00	9:30	0	0	0	17	0
09-Nov-94	1	2	37	2	9:55	10:30	0	0	0	15	0
09-Nov-94	1	3	38	2	11:05	12:00	0	0	0	11	0
09-Nov-94	1	4	41	2	12:15	13:00	0	0	0	0	0
09-Nov-94	1	5	36	2	13:15	14:00	0	0	0	2	0
09-Nov-94	1	6	34	2	14:20	15:30	0	0	0	20	0
09-Nov-94	1	7	33	2	15:35	17:00	0	0	0	11	0
16-Nov-94	1	1	48	2	7:40	8:45	0	0	0	2	0
16-Nov-94	1	2	36	2	9:15	11:15	0	0	0	7	0

Daily Chum Gillnet Test Fishing Data, Cowichan, 1994.

Date	Vess #	Set #	Loc Code	Key Code	Set Time		Catch				
					Start	Finish	Sock	Coho	Pink	Chum	Chin
16-Nov-94	1	3	36	2	11:45	13:00	0	0	0	17	0
17-Nov-94	1	1	33	2	6:15	8:00	0	0	0	1	0
17-Nov-94	1	2	48	2	8:30	9:30	0	0	0	1	0
17-Nov-94	1	3	37	2	10:00	11:00	0	0	0	3	0
17-Nov-94	1	4	36	2	11:20	12:30	0	0	0	9	0
17-Nov-94	1	5	32	2	13:00	14:15	0	0	0	22	0
17-Nov-94	1	6	34	2	14:45	16:00	0	0	0	9	0
17-Nov-94	1	7	48	2	16:30	18:00	0	0	0	10	0
17-Nov-94	1	8	43	2	18:15	19:30	0	0	0	3	0
23-Nov-94	1	1	33	2	7:00	8:00	0	0	0	0	0
23-Nov-94	1	2	48	2	8:30	9:30	0	0	0	1	0
23-Nov-94	1	3	43	2	10:00	11:30	0	0	0	3	0
23-Nov-94	1	4	33	2	11:45	12:45	0	0	0	28	0
23-Nov-94	1	5	32	2	13:00	14:15	0	0	0	13	0
23-Nov-94	1	6	99	2	14:45	16:00	0	0	0	10	0
23-Nov-94	1	7	43	2	16:30	18:00	0	0	0	8	0
24-Nov-94	1	1	43	2	6:30	8:00	0	0	0	34	0
24-Nov-94	1	2	99	2	8:45	10:45	0	0	0	6	0
24-Nov-94	1	3	32	2	11:10	12:15	0	0	0	0	0
24-Nov-94	1	4	33	2	12:45	14:15	0	0	0	15	0
24-Nov-94	1	5	31	2	14:45	16:30	0	0	0	36	0
30-Nov-94	1	1	36	2	10:10	11:30	0	0	0	2	0
30-Nov-94	1	2	35	2	12:00	12:45	0	0	0	0	0
30-Nov-94	1	3	36	2	13:00	13:40	0	0	0	0	0
30-Nov-94	1	4	48	2	14:45	15:45	0	0	0	7	0
30-Nov-94	1	5	32	2	16:15	17:30	0	0	0	1	0

Daily Chum Gillnet Test Fishing Data, Cowichan, 1995.

Date	Vess #	Set #	Loc Code	Key Code	Set Time		Catch				
					Start	Finish	Sock	Coho	Pink	Chum	Chin
02-Nov-95	1	1	39	2	7:30	8:00	0	0	0	0	0
02-Nov-95	1	2	37	2	8:30	9:30	0	0	0	6	0
02-Nov-95	1	3	32	2	10:05	11:00	0	0	0	1	0
02-Nov-95	1	4	33	2	11:35	12:50	0	0	0	9	0
02-Nov-95	1	5	34	2	13:15	14:15	0	0	0	0	0
02-Nov-95	1	6	36	2	15:00	16:00	0	0	0	5	0
02-Nov-95	1	7	32	2	16:40	18:30	0	0	0	1	0
03-Nov-95	1	1	36	2	7:00	7:45	0	0	0	0	0
03-Nov-95	1	2	36	2	8:00	9:00	0	0	0	2	0
03-Nov-95	1	3	37	2	9:25	10:20	0	0	0	8	0
03-Nov-95	1	4	33	2	10:45	12:00	0	0	0	2	0
03-Nov-95	1	5	33	2	12:30	14:15	0	0	0	6	0
03-Nov-95	1	6	34	2	15:10	17:15	0	0	0	0	0
08-Nov-95	1	1	32	2	7:15	8:05	0	0	0	10	0
08-Nov-95	1	2	34	2	8:25	9:30	0	0	0	1	0
08-Nov-95	1	3	37	2	9:50	11:00	0	0	0	5	0
08-Nov-95	1	4	38	2	11:20	12:15	0	0	0	3	0
08-Nov-95	1	5	36	2	13:40	14:30	0	0	0	5	0
08-Nov-95	1	6	36	2	14:45	15:40	0	0	0	5	0
08-Nov-95	1	7	33	2	16:20	16:45	0	0	0	0	0
09-Nov-95	1	1	33	2	6:45	8:00	0	0	0	1	0
09-Nov-95	1	2	32	2	8:30	10:00	0	0	0	4	0
09-Nov-95	1	3	33	2	10:30	12:00	0	0	0	8	0
09-Nov-95	1	4	36	2	12:30	13:20	0	0	0	9	0
09-Nov-95	1	5	36	2	13:45	14:40	0	0	0	17	0
09-Nov-95	1	6	37	2	15:20	16:20	0	0	0	9	0
09-Nov-95	1	7	39	2	16:45	18:30	0	0	0	47	0
15-Nov-95	1	1	33	2	7:30	8:20	0	0	0	2	0
15-Nov-95	1	2	37	2	8:40	9:45	0	0	0	2	0
15-Nov-95	1	3	39	2	10:10	11:00	0	0	0	0	0
15-Nov-95	1	4	32	2	11:40	12:55	0	0	0	7	0
15-Nov-95	1	5	34	2	13:15	14:10	0	0	0	5	0
15-Nov-95	1	6	33	2	14:30	15:25	0	0	0	7	0
15-Nov-95	1	7	32	2	15:40	16:40	0	0	0	3	0
15-Nov-95	1	8	33	2	17:10	18:20	0	0	0	0	0
24-Nov-95	1	1	32	2	7:30	8:30	0	0	0	0	0
24-Nov-95	1	2	37	2	9:00	10:10	0	0	0	1	0
24-Nov-95	1	3	36	2	10:30	11:30	0	0	0	10	0
24-Nov-95	1	4	36	2	11:45	13:00	0	0	0	10	0
24-Nov-95	1	5	39	2	13:30	14:30	0	0	0	17	0
24-Nov-95	1	6	33	2	14:50	16:10	0	0	0	31	0
24-Nov-95	1	7	34	2	16:25	17:15	0	0	0	1	0
24-Nov-95	1	8	32	2	17:30	18:30	0	0	0	7	0
24-Nov-95	1	9	33	2	19:00	20:00	0	0	0	0	0

Daily Chum Gillnet Test Fishing Data, Cowichan, 1995.

Date	Vess #	Set #	Loc Code	Key Code	Set Time		Catch				
					Start	Finish	Sock	Coho	Pink	Chum	Chin
25-Nov-95	1	1	34	2	7:00	8:20	0	0	0	1	0
25-Nov-95	1	2	33	2	8:00	9:45	0	0	0	1	0
25-Nov-95	1	3	37	2	10:15	11:00	0	0	0	1	0
25-Nov-95	1	4	36	2	11:30	12:00	0	0	0	2	0
25-Nov-95	1	5	36	2	12:15	13:15	0	0	0	34	0
25-Nov-95	1	6	39	2	14:00	14:20	0	0	0	4	0
25-Nov-95	1	7	32	2	15:30	16:45	0	0	0	14	0
25-Nov-95	1	8	33	2	17:20	19:00	0	0	0	1	0

Daily Chum Gillnet Test Fishing Data, Cowichan, 1996.

Date	Vess #	Set #	Loc Code	Key Code	Set Time		Catch				
					Start	Finish	Sock	Coho	Pink	Chum	Chin
29-Oct-96	1	1	32	2	8:00	9:30	0	0	0	0	0
29-Oct-96	1	2	34	2	9:50	10:30	0	0	0	2	0
29-Oct-96	1	3	37	2	10:45	12:00	0	0	0	6	0
29-Oct-96	1	4	36	2	12:40	13:15	0	0	0	23	0
29-Oct-96	1	5	36	2	13:35	14:20	0	0	0	9	0
29-Oct-96	1	6	39	2	15:00	15:50	0	0	0	13	0
29-Oct-96	1	7	32	2	16:40	18:00	0	0	0	5	0
30-Oct-96	1	1	32	2	6:00	7:15	0	0	0	1	0
30-Oct-96	1	2	34	2	7:45	9:00	0	0	0	1	0
30-Oct-96	1	3	37	2	9:30	11:00	0	0	0	6	0
30-Oct-96	1	4	40	2	11:45	12:45	0	0	0	8	0
30-Oct-96	1	5	36	2	13:40	14:50	0	0	0	2	0
30-Oct-96	1	6	39	2	15:20	16:20	0	0	0	2	0
30-Oct-96	1	7	32	2	16:45	18:00	0	0	0	1	0
05-Nov-96	1	1	32	2	8:00	9:00	0	0	0	19	0
05-Nov-96	1	2	37	2	9:30	11:00	0	0	0	8	0
05-Nov-96	1	3	36	2	11:35	12:15	0	0	0	1	0
05-Nov-96	1	4	34	2	13:00	13:35	0	0	0	3	0
05-Nov-96	1	5	32	2	14:00	14:45	0	0	0	3	0
05-Nov-96	1	6	37	2	15:10	16:15	0	0	0	8	0
05-Nov-96	1	7	32	2	17:00	18:00	0	0	0	2	0
06-Nov-96	1	1	36	2	6:15	7:20	0	0	0	1	0
06-Nov-96	1	2	36	2	7:30	8:15	0	0	0	16	0
06-Nov-96	1	3	37	2	9:10	10:15	0	0	0	9	0
06-Nov-96	1	4	32	2	10:30	12:00	0	0	0	8	0
06-Nov-96	1	5	39	2	12:30	13:50	0	0	0	7	0
06-Nov-96	1	6	34	2	14:15	16:15	0	0	0	4	0
06-Nov-96	1	7	32	2	16:45	17:45	0	0	0	4	0
12-Nov-96	1	1	32	2	9:30	10:05	0	0	0	5	0
12-Nov-96	1	2	34	2	10:20	11:00	0	0	0	3	0
12-Nov-96	1	3	36	2	11:30	12:15	0	0	0	2	0
12-Nov-96	1	4	37	2	12:45	13:45	0	0	0	8	0
12-Nov-96	1	5	39	2	14:20	15:20	0	0	0	11	0
12-Nov-96	1	6	39	2	15:45	16:20	0	0	0	2	0
12-Nov-96	1	7	32	2	16:50	18:00	0	0	0	2	0
13-Nov-96	1	1	39	2	6:15	7:10	0	0	0	0	0
13-Nov-96	1	2	34	2	7:45	8:45	0	0	0	10	0
13-Nov-96	1	3	34	2	9:15	10:20	0	0	0	9	0
13-Nov-96	1	4	32	2	10:40	13:00	0	0	0	21	0
13-Nov-96	1	5	37	2	13:15	14:00	0	0	0	11	0
13-Nov-96	1	6	32	2	14:30	15:40	0	0	0	20	0
13-Nov-96	1	7	32	2	16:10	18:00	0	0	0	24	0
19-Nov-96	1	1	32	2	8:00	9:15	0	0	0	10	0
19-Nov-96	1	2	33	2	9:45	10:45	0	0	0	8	0

Daily Chum Gillnet Test Fishing Data, Cowichan, 1996.

Date	Vess #	Set #	Loc Code	Key Code	Set Time		Catch				
					Start	Finish	Sock	Coho	Pink	Chum	Chin
19-Nov-96	1	3	43	2	11:30	12:40	0	0	0	1	0
19-Nov-96	1	4	43	2	13:00	14:15	0	0	0	7	0
19-Nov-96	1	5	33	2	15:00	16:00	0	0	0	0	0
19-Nov-96	1	6	43	2	16:30	17:30	0	0	0	1	0
20-Nov-96	1	1	33	2	6:30	7:40	0	0	0	1	0
20-Nov-96	1	2	33	2	8:15	9:15	0	0	0	13	0
20-Nov-96	1	3	32	2	9:45	10:45	0	0	0	7	0
20-Nov-96	1	4	33	2	11:20	12:30	0	0	0	14	0
20-Nov-96	1	5	43	2	12:50	14:20	0	0	0	8	0
20-Nov-96	1	6	33	2	15:00	16:00	0	0	0	0	0
20-Nov-96	1	7	43	2	16:15	17:00	0	0	0	1	0

Catch Summary, Cowichan Chum Seine Test Fishing, 1994.

Date	Catch	# of Sets	CPUE	Date	Catch	# of Sets	CPUE
25-Sep-94				06-Nov-94			
26-Sep-94				07-Nov-94			
27-Sep-94				08-Nov-94			
28-Sep-94				09-Nov-94			
29-Sep-94				10-Nov-94			
30-Sep-94				11-Nov-94			
01-Oct-94				12-Nov-94			
Statweek Total	101			Statweek Total	112		
02-Oct-94				13-Nov-94			
03-Oct-94				14-Nov-94			
04-Oct-94				15-Nov-94			
05-Oct-94				16-Nov-94	3853	6	642.2
06-Oct-94				17-Nov-94			
07-Oct-94				18-Nov-94			
08-Oct-94				19-Nov-94			
Statweek Total	102			Statweek Total	113	3853	6
09-Oct-94				20-Nov-94			
10-Oct-94				21-Nov-94			
11-Oct-94				22-Nov-94			
12-Oct-94				23-Nov-94	2953	6	492.2
13-Oct-94				24-Nov-94			
14-Oct-94				25-Nov-94			
15-Oct-94				26-Nov-94			
Statweek Total	103			Statweek Total	114	2953	6
16-Oct-94				27-Nov-94			
17-Oct-94				28-Nov-94			
18-Oct-94				29-Nov-94	802	6	133.7
19-Oct-94				30-Nov-94			
20-Oct-94				01-Dec-94			
21-Oct-94				02-Dec-94			
22-Oct-94				03-Dec-94			
Statweek Total	104			Statweek Total	121	802	6
23-Oct-94				04-Dec-94			
24-Oct-94				05-Dec-94			
25-Oct-94				06-Dec-94			
26-Oct-94				07-Dec-94			
27-Oct-94				08-Dec-94			
28-Oct-94				09-Dec-94			
29-Oct-94				10-Dec-94			
Statweek Total	105			Statweek Total	122		
30-Oct-94							
31-Oct-94							
01-Nov-94							
02-Nov-94							
03-Nov-94							
04-Nov-94							
05-Nov-94							
Statweek Total	111						

Catch Summary, Cowichan Chum Seine Test Fishing, 1995.

Date	Catch	# of Sets	CPUE
01-Oct-95			
02-Oct-95			
03-Oct-95			
04-Oct-95			
05-Oct-95			
06-Oct-95			
07-Oct-95			
Statweek Total	101		
08-Oct-95			
09-Oct-95			
10-Oct-95			
11-Oct-95			
12-Oct-95			
13-Oct-95			
14-Oct-95			
Statweek Total	102		
15-Oct-95			
16-Oct-95			
17-Oct-95			
18-Oct-95			
19-Oct-95			
20-Oct-95			
21-Oct-95			
Statweek Total	103		
22-Oct-95			
23-Oct-95			
24-Oct-95			
25-Oct-95			
26-Oct-95			
27-Oct-95			
28-Oct-95			
Statweek Total	104		
29-Oct-95			
30-Oct-95			
31-Oct-95			
01-Nov-95			
02-Nov-95			
03-Nov-95			
04-Nov-95			
Statweek Total	105		
05-Nov-95			
06-Nov-95			
07-Nov-95			
08-Nov-95			
09-Nov-95			
10-Nov-95			
11-Nov-95			
Statweek Total	111		

Date	Catch	# of Sets	CPUE
12-Nov-95			
13-Nov-95			
14-Nov-95			
15-Nov-95			
16-Nov-95	201	7	28.7
17-Nov-95			
18-Nov-95			
Statweek Total	112	201	28.7
19-Nov-95			
20-Nov-95			
21-Nov-95			
22-Nov-95			
23-Nov-95			
24-Nov-95			
25-Nov-95			
Statweek Total	113		

Catch Summary, Cowichan Chum Seine Test Fishing, 1996.

Date	Catch	# of Sets	CPUE
29-Sep-96			
30-Sep-96			
01-Oct-96			
02-Oct-96			
03-Oct-96			
04-Oct-96			
05-Oct-96			
Statweek Total	101		
06-Oct-96			
07-Oct-96			
08-Oct-96			
09-Oct-96			
10-Oct-96			
11-Oct-96			
12-Oct-96			
Statweek Total	102		
13-Oct-96			
14-Oct-96			
15-Oct-96			
16-Oct-96			
17-Oct-96			
18-Oct-96			
19-Oct-96			
Statweek Total	103		
20-Oct-96			
21-Oct-96			
22-Oct-96			
23-Oct-96			
24-Oct-96			
25-Oct-96			
26-Oct-96			
Statweek Total	104		
27-Oct-96			
28-Oct-96			
29-Oct-96			
30-Oct-96			
31-Oct-96			
01-Nov-96			
02-Nov-96			
Statweek Total	105		
03-Nov-96			
04-Nov-96			
05-Nov-96			
06-Nov-96			
07-Nov-96			
08-Nov-96			
09-Nov-96			
Statweek Total	111		

Date	Catch	# of Sets	CPUE	
10-Nov-96				
11-Nov-96				
12-Nov-96				
13-Nov-96				
14-Nov-96				
15-Nov-96				
16-Nov-96				
Statweek Total	112			
17-Nov-96				
18-Nov-96	3258	7	465.4	
19-Nov-96	994	7	142.0	
20-Nov-96				
21-Nov-96				
22-Nov-96				
23-Nov-96				
Statweek Total	113	4252	14	303.7
24-Nov-96				
25-Nov-96	498	6	83.0	
26-Nov-96				
27-Nov-96				
28-Nov-96				
29-Nov-96				
30-Nov-96				
Statweek Total	114	498	6	83.0
01-Dec-96				
02-Dec-96				
03-Dec-96				
04-Dec-96				
05-Dec-96				
06-Dec-96				
07-Dec-96				
Statweek Total	121			
08-Dec-96				
09-Dec-96				
10-Dec-96				
11-Dec-96				
12-Dec-96				
13-Dec-96				
14-Dec-96				
Statweek Total	122			
15-Dec-96				
16-Dec-96				
17-Dec-96				
18-Dec-96				
19-Dec-96				
20-Dec-96				
21-Dec-96				
Statweek Total	123			

Summary of Cowichan Chum Seine Test Set Locations

Year: 1994

Location		% of Total			
Code	Name	Sets	Catch	Sets	Catch
180000	Unknown				
180030	Sansum Narrows	1	1500	5.6%	19.7%
180031	Seperation Pt.	5	3203	27.8%	42.1%
180032	Cape Keppel	3	375	16.7%	4.9%
180033	Mid Satellite Channel/Patey R				
180034	Moses Point				
180035	Colburne Passage				
180036	Shute Passage				
180037	Isabella Is.				
180038	Russell Is.				
180039	Arbutus Is.				
180040	Beaver Pt.				
180041	Eleanor Pt.				
180042	Cherry Pt.	1	2000	5.6%	26.3%
180043	Musgrave Rk.	5	503	27.8%	6.6%
180044	Hatch Pt.	3	27	16.7%	0.4%
180045	Cowichan Estuary				
180046	Skinner Pt.				
180047	Maple Bay				
180048	N.W. Satellite Channel				
180049	Mid Musgrave/Keppel				
180099	No Location				
190003	Saanich Inlet				
Total:		18	7608	100.0%	100.0%

Summary of Cowichan Chum Seine Test Set Locations

Year: 1995

Location		% of Total			
Code	Name	Sets	Catch	Sets	Catch
180000	Unknown				
180030	Sansum Narrows				
180031	Seperation Pt.	3	175	42.9%	87.1%
180032	Cape Keppel	1	22	14.3%	10.9%
180033	Mid Satellite Channel/Patey R				
180034	Moses Point				
180035	Colburne Passage				
180036	Shute Passage				
180037	Isabella Is.				
180038	Russell Is.				
180039	Arbutus Is.				
180040	Beaver Pt.				
180041	Eleanor Pt.				
180042	Cherry Pt.				
180043	Musgrave Rk.	1	0	14.3%	0.0%
180044	Hatch Pt.	1	2	14.3%	1.0%
180045	Cowichan Estuary				
180046	Skinner Pt.				
180047	Maple Bay				
180048	N.W. Satellite Channel				
180049	Mid Musgrave/Keppel	1	2	14.3%	1.0%
180099	No Location				
190003	Saanich Inlet				
Total:		7	201	100.0%	100.0%

Summary of Cowichan Chum Seine Test Set Locations

Year: 1996

Location		% of Total			
Code	Name	Sets	Catch	Sets	Catch
180000	Unknown				
180030	Sansum Narrows				
180031	Seperation Pt.	9	2671	45.0%	56.2%
180032	Cape Keppel	2	91	10.0%	1.9%
180033	Mid Satellite Channel/Patey R				
180034	Moses Point				
180035	Colburne Passage				
180036	Shute Passage				
180037	Isabella Is.				
180038	Russell Is.				
180039	Arbutus Is.				
180040	Beaver Pt.				
180041	Eleanor Pt.				
180042	Cherry Pt.	1	350	5.0%	7.4%
180043	Musgrave Rk.	6	1629	30.0%	34.3%
180044	Hatch Pt.	2	9	10.0%	0.2%
180045	Cowichan Estuary				
180046	Skinner Pt.				
180047	Maple Bay				
180048	N.W. Satellite Channel				
180049	Mid Musgrave/Keppel				
180999	No Location				
190003	Saanich Inlet				
Total:		20	4750	100.0%	100.0%

Daily Chum Seine Test Fishing Data, Cowichan, 1994.

Date	Vess #	Set #	Loc Code	Key Code	Set Time		Catch				
					Start	Finish	Sock	Coho	Pink	Chum	Chin
16-Nov-94	1	1	44	2	8:35	8:45	0	0	0	0	0
16-Nov-94	1	2	42	2	10:25	10:32	0	0	0	2000	0
16-Nov-94	1	3	43	2	11:35	11:42	0	0	0	3	0
16-Nov-94	1	4	30	2	12:50	12:55	0	0	0	1500	0
16-Nov-94	1	5	43	2	13:56	14:01	0	0	0	50	0
16-Nov-94	1	6	32	2	14:55	15:00	0	0	0	300	0
23-Nov-94	1	1	32	2	8:25	8:34	0	0	0	0	0
23-Nov-94	1	2	44	2	9:05	9:11	0	0	0	2	0
23-Nov-94	1	3	43	2	10:00	10:03	0	0	0	400	0
23-Nov-94	1	4	31	2	11:10	11:18	0	0	0	2500	0
23-Nov-94	1	5	43	2	11:57	12:02	0	0	0	50	0
23-Nov-94	1	6	31	2	12:55	13:03	0	0	0	1	0
29-Nov-94	1	1	44	2	8:37	8:45	0	0	0	25	0
29-Nov-94	1	2	32	2	9:15	9:22	0	0	0	75	0
29-Nov-94	1	3	31	2	10:15	10:20	0	0	0	2	0
29-Nov-94	1	4	31	2	11:30	11:37	0	0	0	200	0
29-Nov-94	1	5	43	2	12:05	12:09	0	0	0	0	0
29-Nov-94	1	6	31	2	12:58	13:02	0	0	0	500	0

Daily Chum Seine Test Fishing Data, Cowichan, 1995.

Date	Vess Set		Loc Code	Key Code	Set Time		Catch				
	#	#			Start	Finish	Sock	Coho	Pink	Chum	Chin
16-Nov-95	1	1	32	2	9:50	10:16	0	0	0	22	0
16-Nov-95	1	2	49	2	10:55	11:20	0	0	0	2	0
16-Nov-95	1	3	31	2	12:13	12:35	0	1	0	45	0
16-Nov-95	1	4	43	2	13:10	13:30	0	0	0	0	0
16-Nov-95	1	5	44	2	14:18	14:42	0	0	0	2	0
16-Nov-95	1	6	31	2	15:15	15:32	0	0	0	30	0
16-Nov-95	1	7	31	2	16:20	16:40	0	0	0	100	0

Daily Chum Seine Test Fishing Data, Cowichan, 1996.

Date	Vess #	Set #	Loc Code	Key Code	Set Time		Catch				
					Start	Finish	Sock	Coho	Pink	Chum	Chin
18-Nov-96	1	1	43	1	8:10	8:30	0	0	0	110	0
18-Nov-96	1	2	31	2	9:05	9:20	0	0	0	908	0
18-Nov-96	1	3	31	2	10:40	10:55	0	0	0	42	0
18-Nov-96	1	4	43	2	12:40	12:55	0	0	0	950	0
18-Nov-96	1	5	31	1	13:45	14:00	0	0	0	33	0
18-Nov-96	1	6	31	2	14:45	14:55	0	1	0	1035	0
18-Nov-96	1	7	31	1	15:50	16:00	0	0	0	180	0
19-Nov-96	1	1	31	2	8:05	8:20	0	0	0	252	0
19-Nov-96	1	2	32	2	9:10	9:35	0	0	0	48	0
19-Nov-96	1	3	44	2	10:10	10:35	0	0	0	0	0
19-Nov-96	1	4	43	2	12:00	12:25	0	0	0	0	0
19-Nov-96	1	5	31	2	13:00	13:15	0	0	0	182	0
19-Nov-96	1	6	31	2	13:45	14:00	0	0	0	12	0
19-Nov-96	1	7	43	2	14:25	14:35	0	0	0	500	0
25-Nov-96	1	1	43	2	8:05	8:15	0	0	0	32	0
25-Nov-96	1	2	43	2	8:50	9:05	0	0	0	37	0
25-Nov-96	1	3	31	1	9:35	9:50	0	0	0	27	0
25-Nov-96	1	4	42	2	10:40	10:55	0	0	0	350	0
25-Nov-96	1	5	44	2	11:40	11:57	0	0	0	9	0
25-Nov-96	1	6	32	2	13:20	13:37	0	0	0	43	0

FIGURES

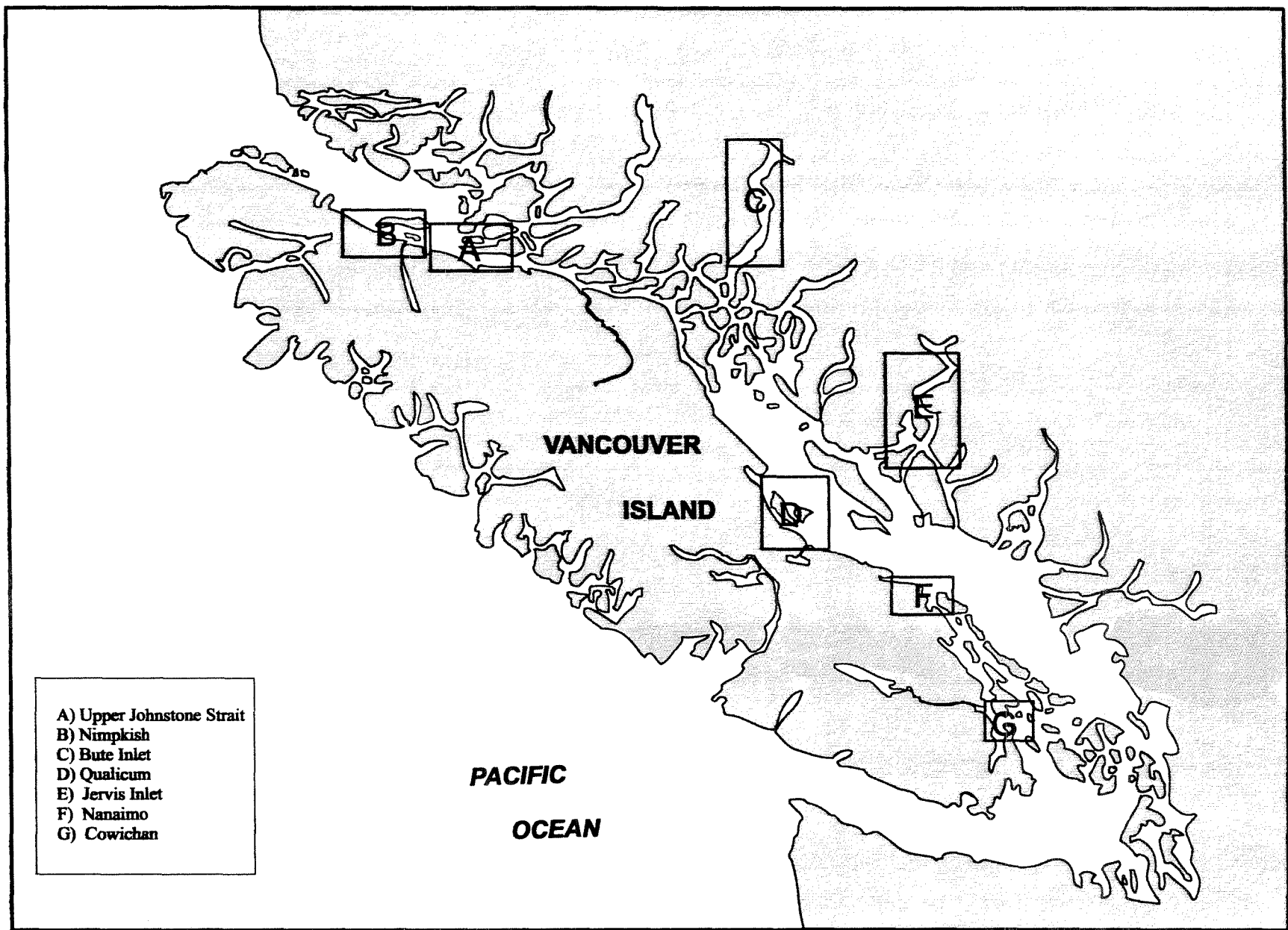


Figure 1. Southern British Columbia chum test fishing regions in Johnstone Strait and Strait of Georgia.

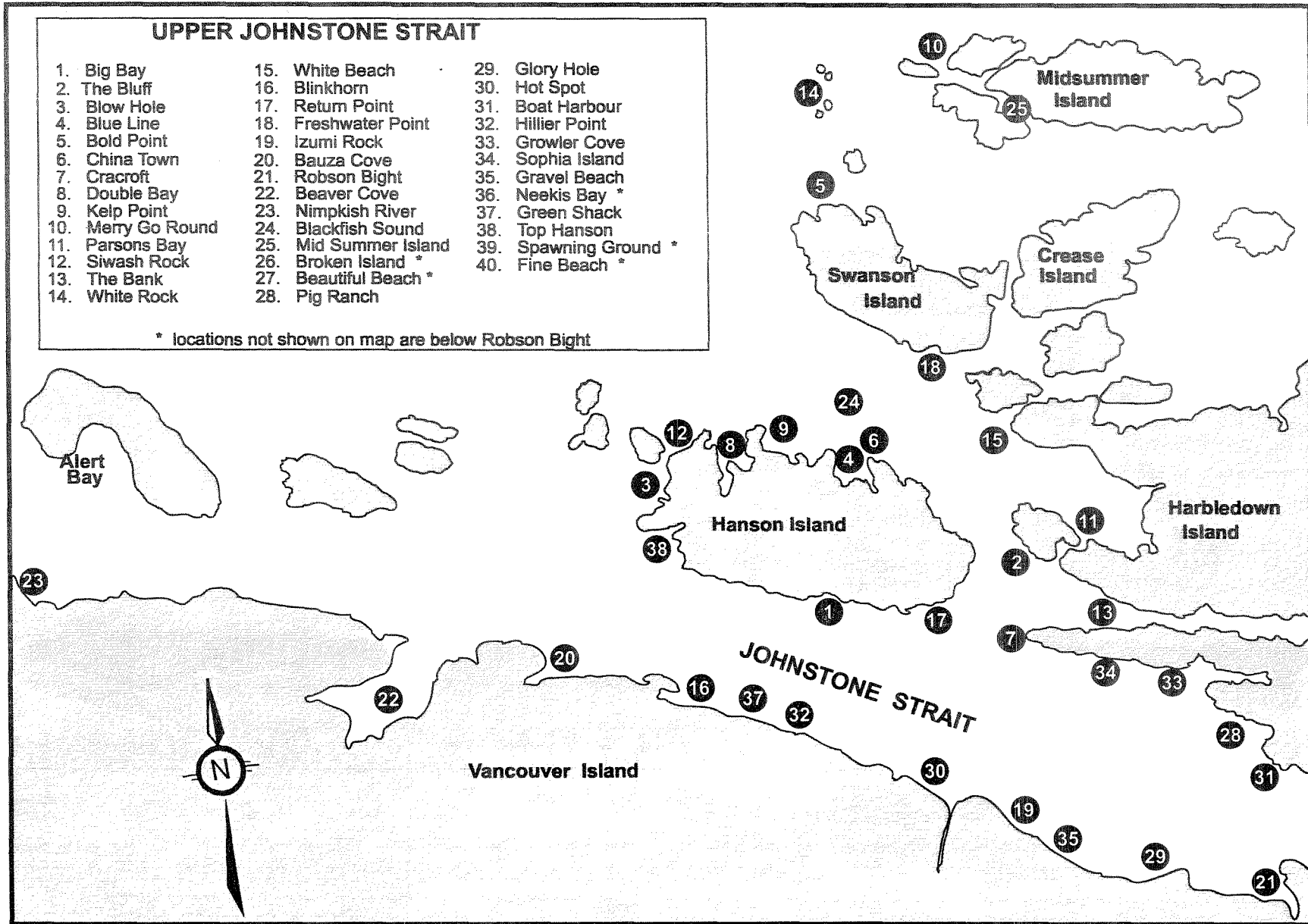


Figure 2. Upper Johnstone Strait seine test fishing locations (Area 12).

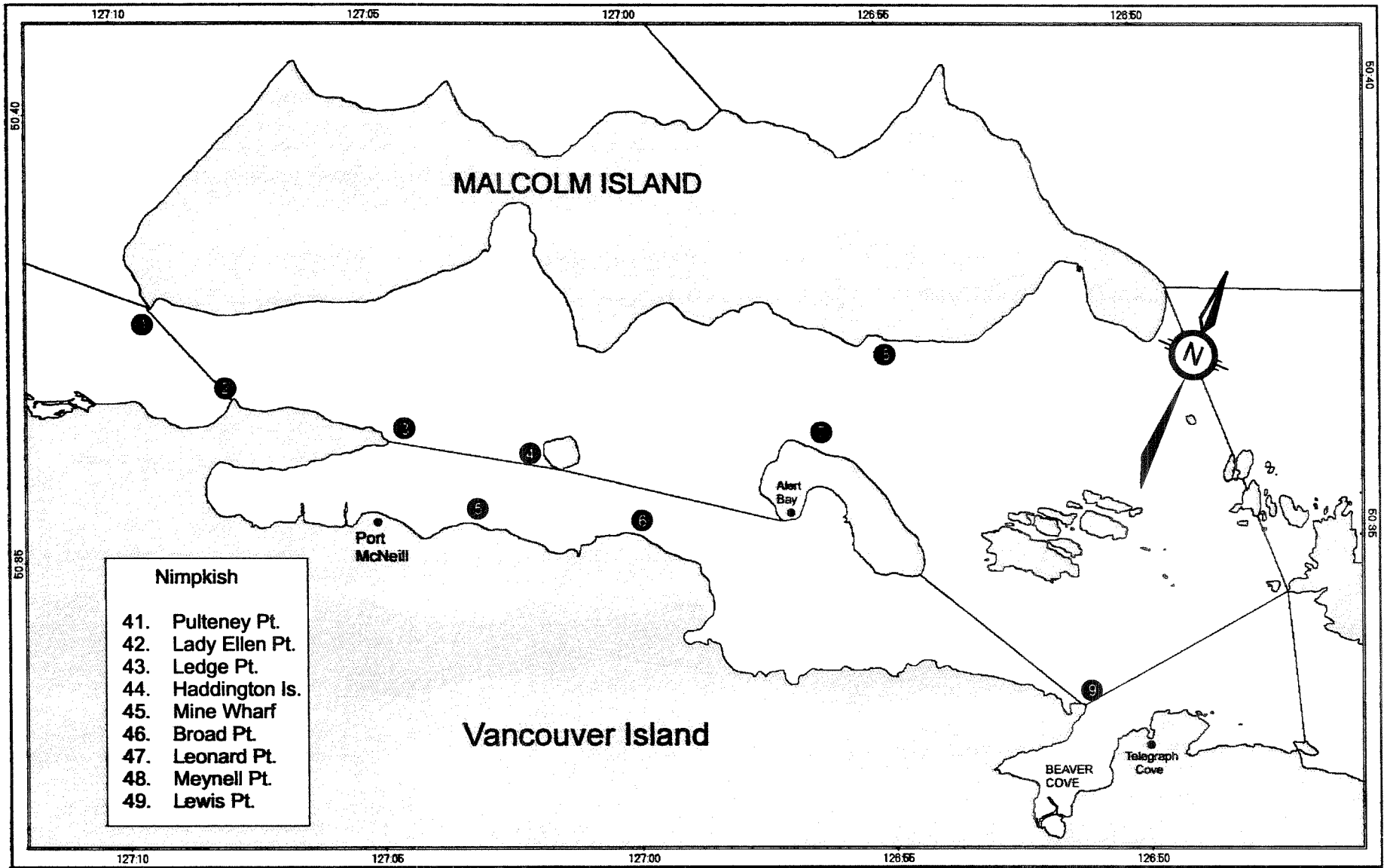


Figure 3. Nimpkish seine testfishing locations (Area 12).

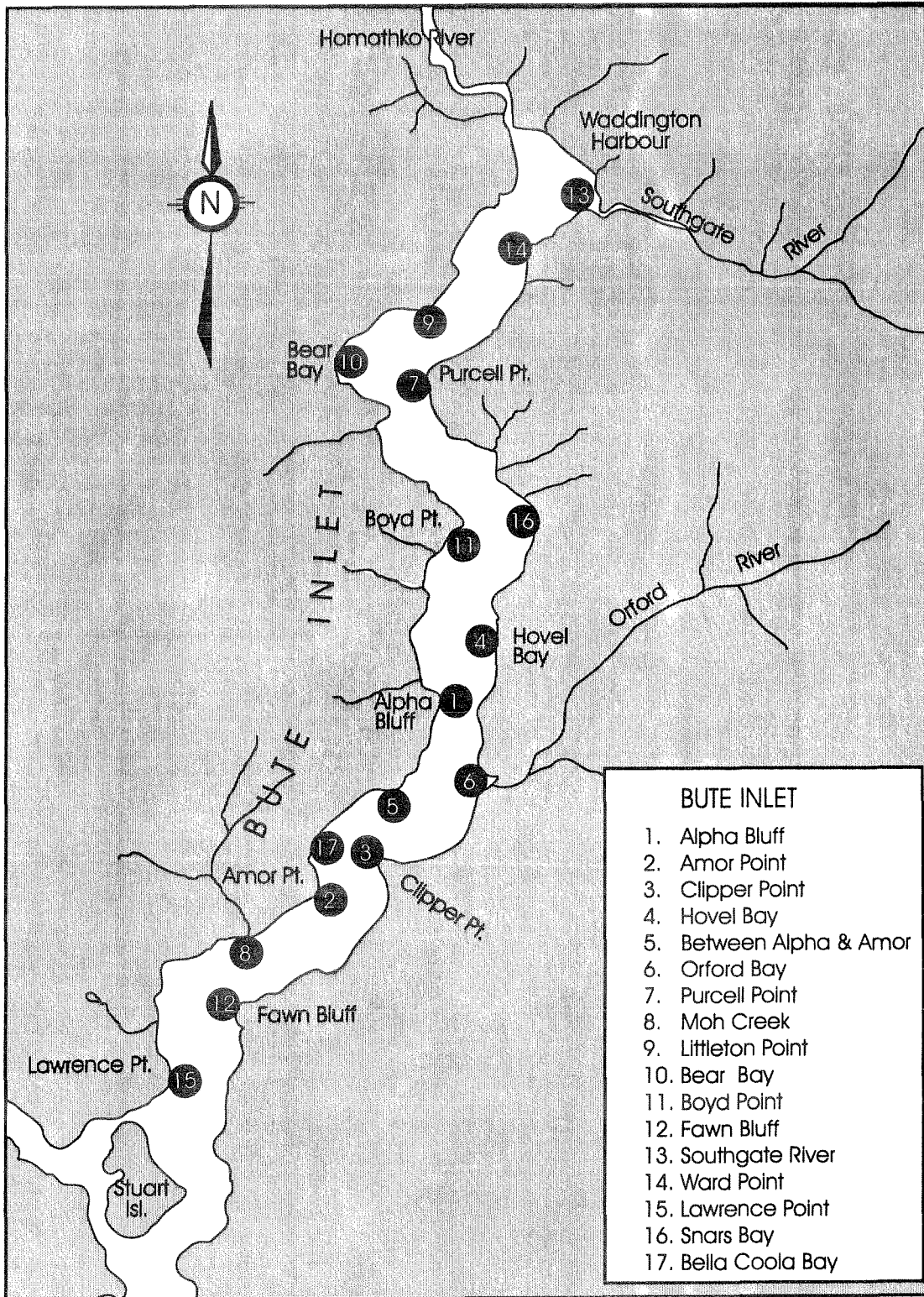


Figure 4. Bute Inlet gillnet test fishing locations (Area 13).

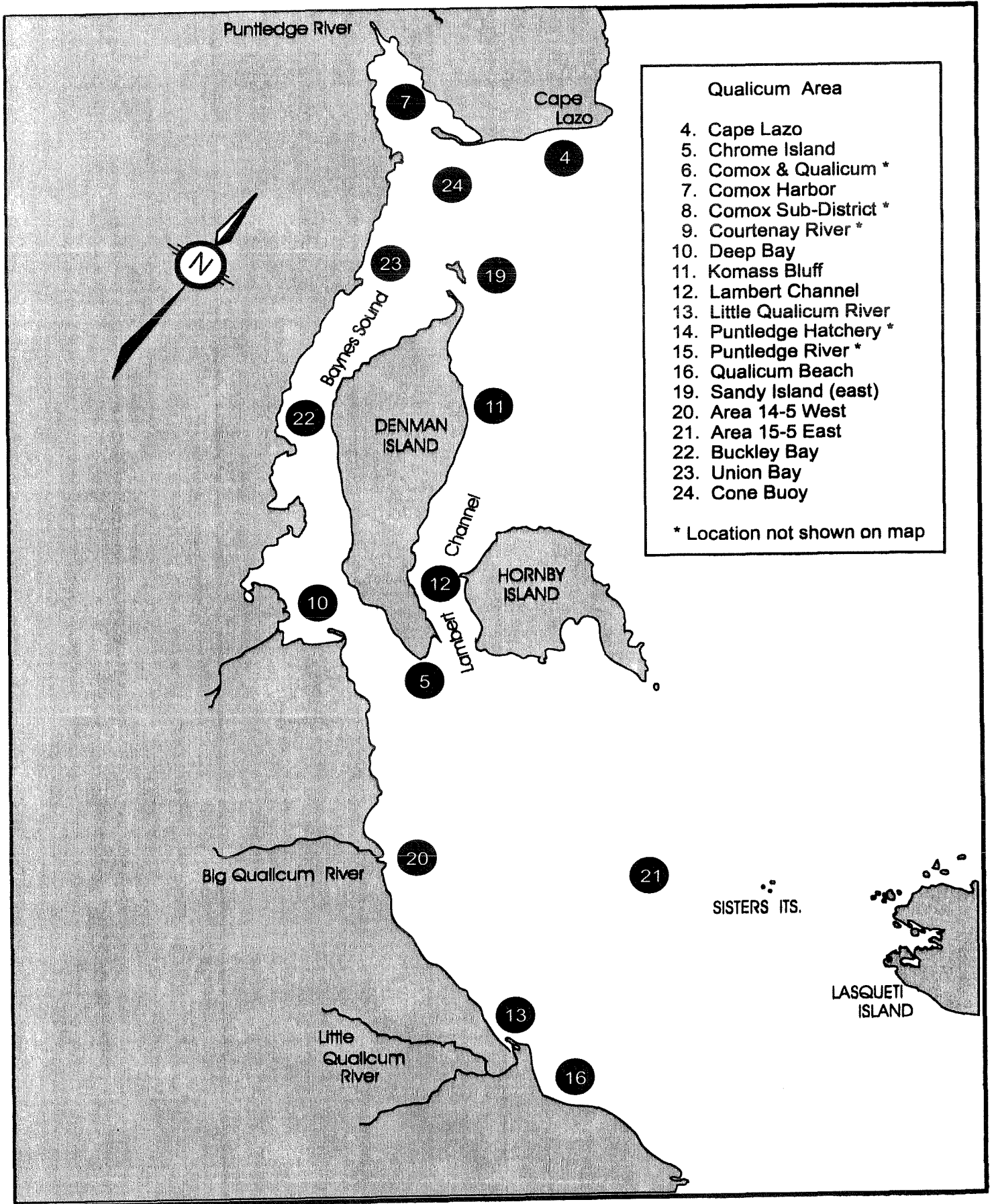


Fig. 5. Qualicum seine test fishing locations (Area 14).

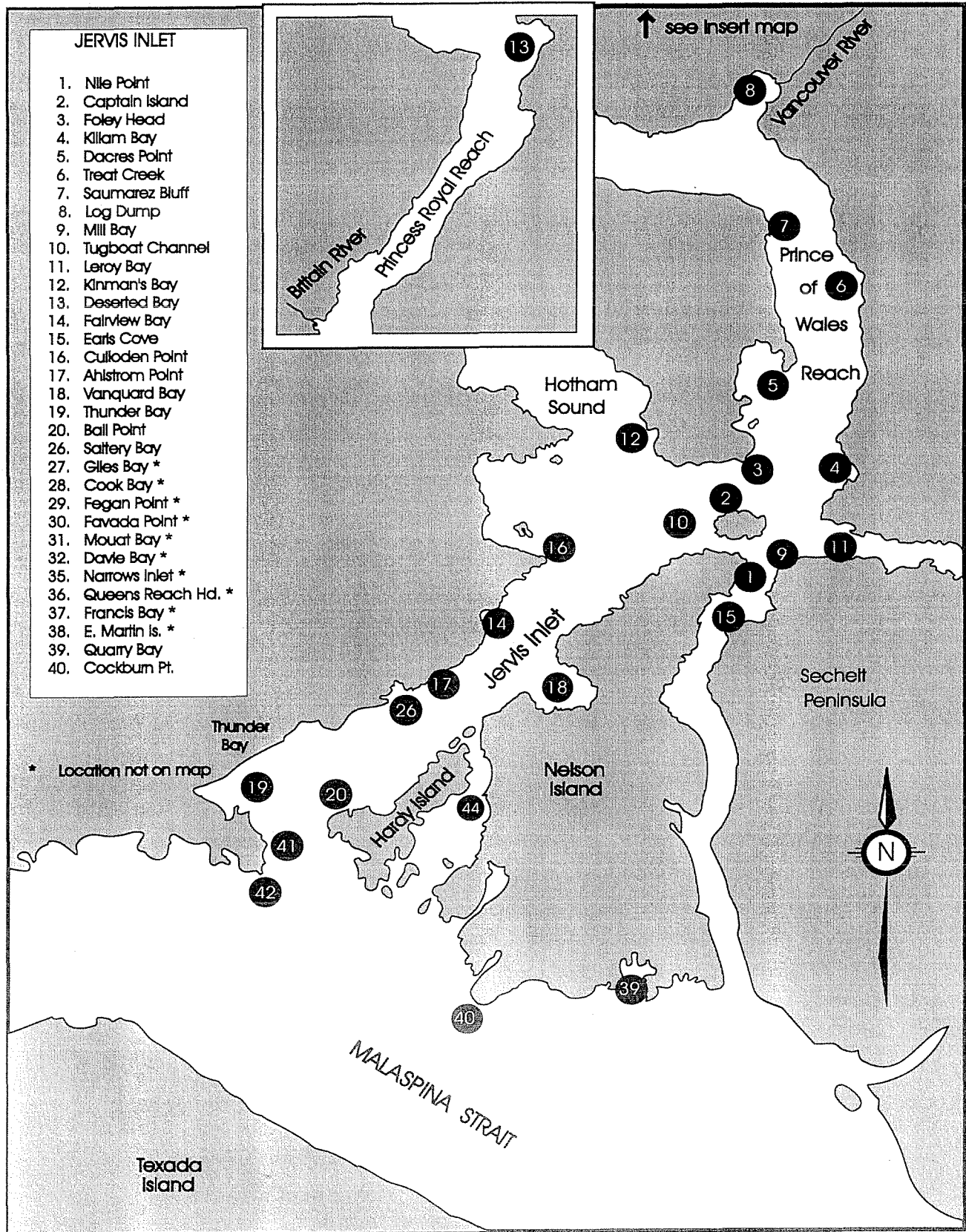


Figure 6. Jervis Inlet gillnet test fishing locations (Area 16).

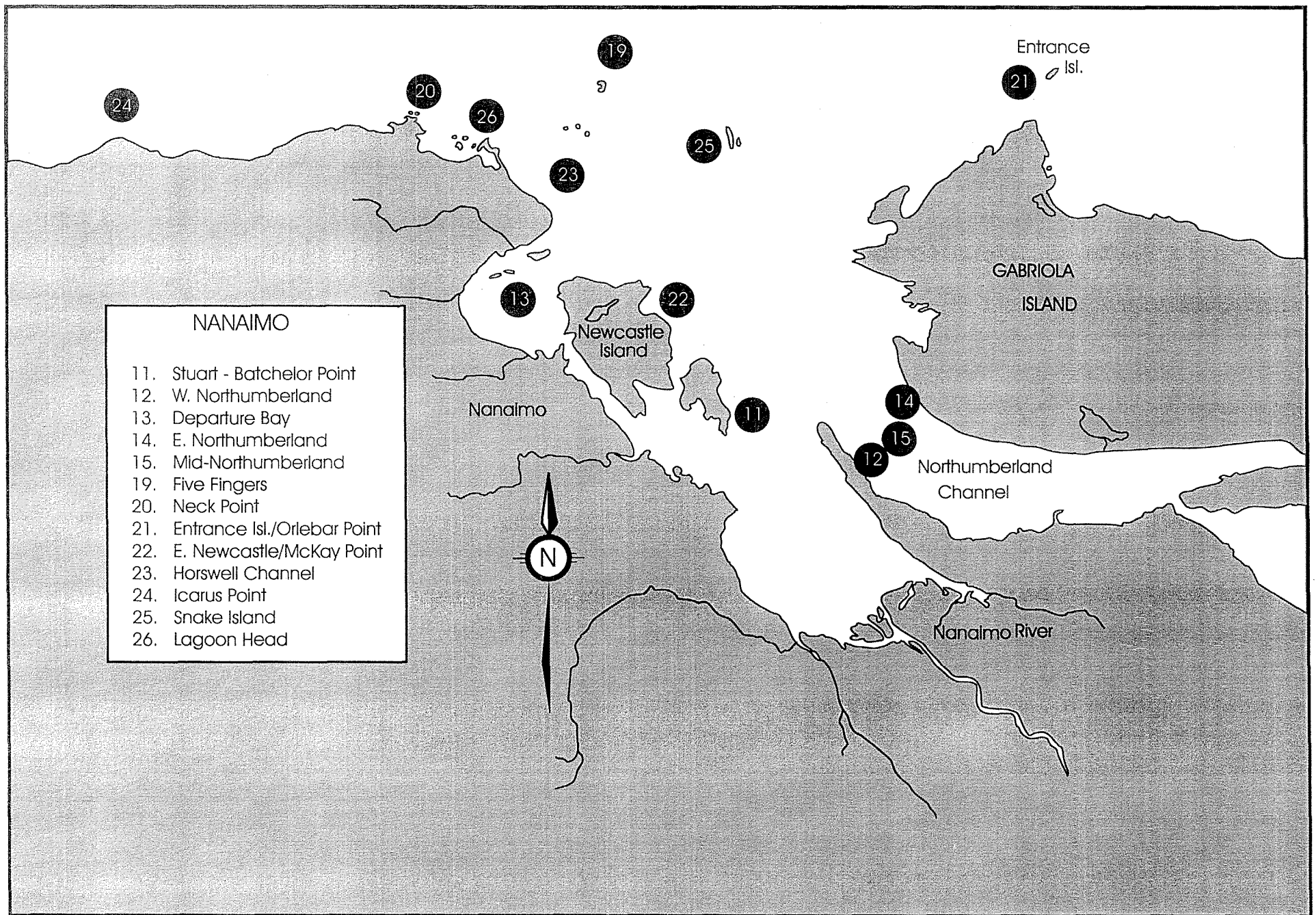


Figure 7. Nanaimo gillnet test fishing locations (Area 17).

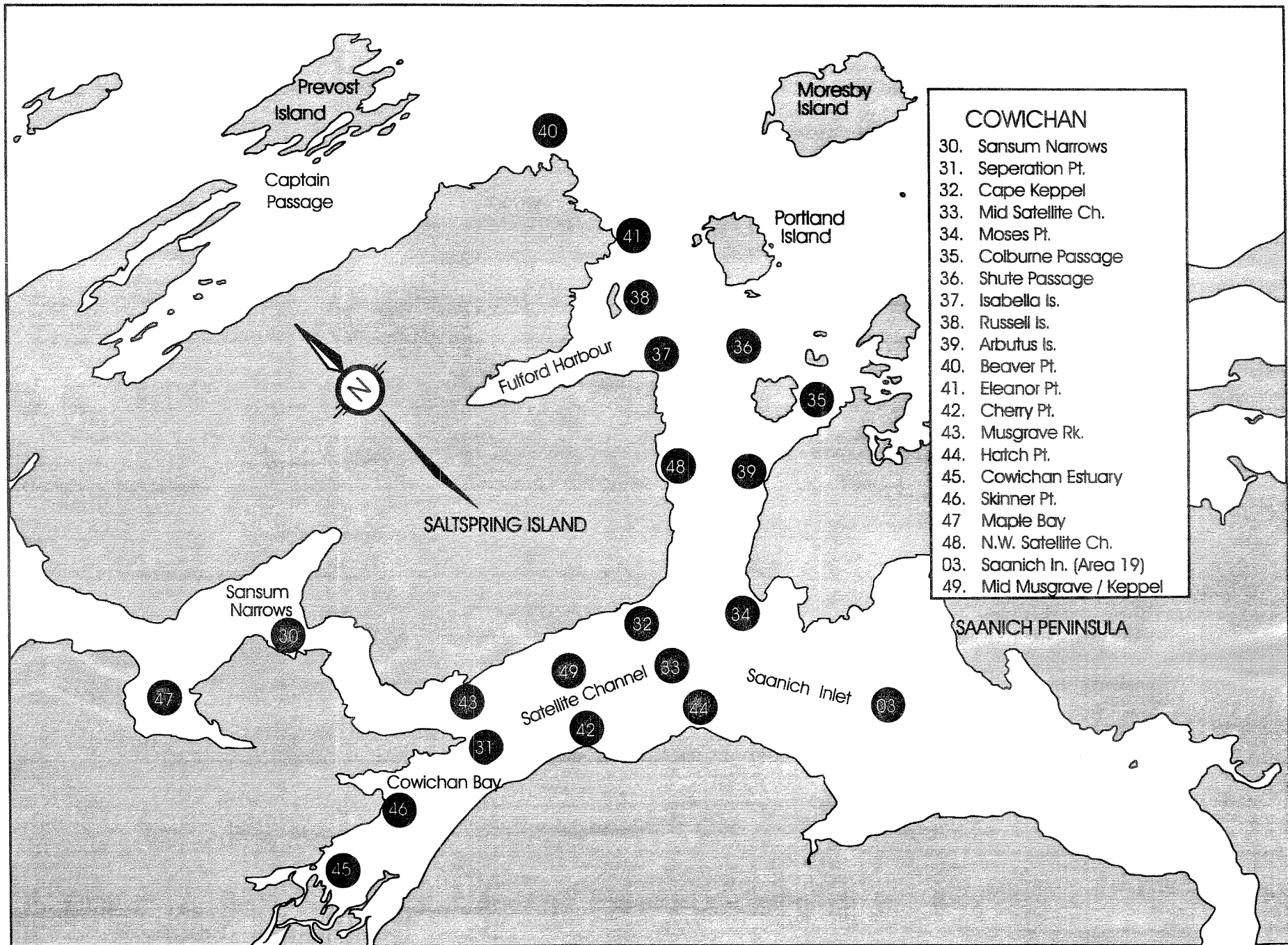


Fig. 8. Cowichan - Satellite Channel test fishing locations (Area 18).