

Canadian Data Report of
Fisheries and Aquatic Sciences No. 870

April 1992

Review of the
Meziadin River Fishway and
Upper Nass Biological Programs, 1991

by

D. R. Southgate

Department of Fisheries and Oceans
Prince Rupert, British Columbia
V8J 1G8

© Minister of Supply and Services Canada 1992

Correct citation for this publication:

Southgate D.R. 1992. Review of the Meziadin River Fishway and Upper Nass Biological Programs, 1991. Can. Rep. Fish. Aquat. Sci. iii + 48p.

Table of Contents

Abstract.....	iii
Introduction.....	1
Methods.....	1
Upper Nass Survey.....	1
Results.....	2
Acknowledgements.....	47
References.....	48

ABSTRACT

810 Southgate D. R. 1992. Review of the Meziadin River Fishway and Upper Nass Biological Programs, 1991. Can. Rep. Fish. Aquat. Sci. iii + 48p.

This data report contains all the daily and cumulative counts for all salmon species and steelhead trout passing through the Meziadin River Fishway. Age, sex and length information for sockeye sampled at the Meziadin Fishway, Bonnie Creek, Bowser and Damdochax Lakes is also presented.

In 1991, 230,132 large sockeye and 2,425 jack sockeye were enumerated at the Meziadin Fishway. In addition, 525 large chinook, 49 jack chinook, 132 coho and 2 steelhead were counted.

Estimates for the sockeye escapement for the Upper Nass systems are also presented.

RÉSUMÉ

Southgate D.R. 1992. Review of the Meziadin River and Upper Nass Biological Programs, 1991. Can. Rep. Fish. Aquat. Sci. iii 48p.

Le présent rapport porte sur les denombrements quotidiens et cumulatifs de toutes les espèces de saumon et de truite arc-en-ciel anadrome qui empruntent la passe migratoire de la riviere Meziadin. Il contient également des données sur l'age, le sexe et la longueur des saumons rouges échantillonnes à la passe migratoire de Meziadin, a Bonnie Creek, et aux lacs Bowser et Damdochax.

En 1991, on a denombé, dans la passe migratoire de Meziadin, 230,132 gros saumons rouges et 2425 jeunes saumons rouges, de meme que 525 gros quinnats, 49 jeunes quinnats, 132 coho, et 2 truites arc-en-ciel anadromes.

On presente aussi des estimations de l'echappee de saumon rouge dans le réseau supérieur de la Nass.

Introduction

The Meziadin River flows into the Nass River approximately 180 km from where the Nass River flows into Portland Inlet in Statistical Area 3 (see Figure 1). The fishway is situated 1 km from the confluence of the Meziadin and Nass Rivers. The fishway was constructed to bypass the Victoria Falls and allow returning adult salmon better access to spawning grounds on Meziadin Lake and tributaries. In 1991 there were 230,132 large sockeye counted at the fishway, which represented 85% of the estimated escapement of 269,848 large sockeye through the Nass Test Fishery.

Methods

The Meziadin Fishway was designed to operate either unmanned or accommodate enumeration facilities and personnel. The trap was installed on July 9 and counting continued on a daily basis until Sept 5. In addition to the daily enumeration of all species migrating through the fishway, biological samples are taken from large sockeye using standard methods previously described by Southgate et al. (1988). In 1991, 1000 sockeye were sampled for age, length and sex.

The gravel build-up at the top end of the fishway had to be removed once again. In 1992 it is hoped that some method of diverting the gravel away from the fishway can be effected.

Vandalism and poaching continued to be an issue again in 1991. Fishery Officers charged several individuals for various offences stemming from the fishway. A more assertive approach will be instated in 1992 in an attempt to curb some of the offences.

Upper Nass Survey

The annual survey of the upper Nass River sockeye systems was conducted between September 9 and September 11, 1991. These sockeye systems include Fred-Wright (Bonnie Creek and Upper Kwinagese), Bowser and Damdochax Lakes. Access to these areas is via float plane. Methods used in the survey have been previously described by Todd and Dickson (1970).

Bowser Lake

Bowser Lake, the second largest Nass sockeye producer was sampled on September 11 when 184 large sockeye were gillnetted for sampling. The population estimate is calculated through an analysis of scale characteristics described by Todd and Dickson (1970). The population estimate for 1991 was 14,018 sockeye.

Fred-Wright Lake

Fred-Wright Lake has two major spawning areas, Bonnie Creek and the upper Kwinagese River. Population estimates are derived from visual counts using the float plane and/or walking the system. There were 100 biological samples taken from Bonnie Creek, and the population estimate was 2,000 sockeye for 1991. Bonnie Creek was sampled on September 10.

Damdochax Lake

Damdochax Lake is usually the lowest producer of sockeye in the Nass River system, however Fred-Wright Lake had fewer sockeye in 1991. Population estimates are conducted by visual counts via float plane and walking. The estimate for 1991 was 3,000 sockeye. There were 124 sockeye sampled on September 9, 1991.

Results

Water level measurements taken at the fishway during 1991 are recorded in Figure 2. The total large sockeye count for 1991 was 230,132 and 2425 jack sockeye. The chinook count for 1991 was 525 large and 49 jack chinook. There were also 132 coho and 2 steelhead counted through the fishway. The daily and accumulative counts for all species are presented in Tables I-III. Figures 3 and 4 give the daily count of sockeye and chinook in a graphed form.

In 1991, 1000 large sockeye were sampled at the fishway for biological information: sex, length, fin-clip and scales. Biological samples were also taken during the upper Nass survey. The information is presented in Tables IV through VII. The age and length composition for all the systems is presented in Tables VIII and IX.

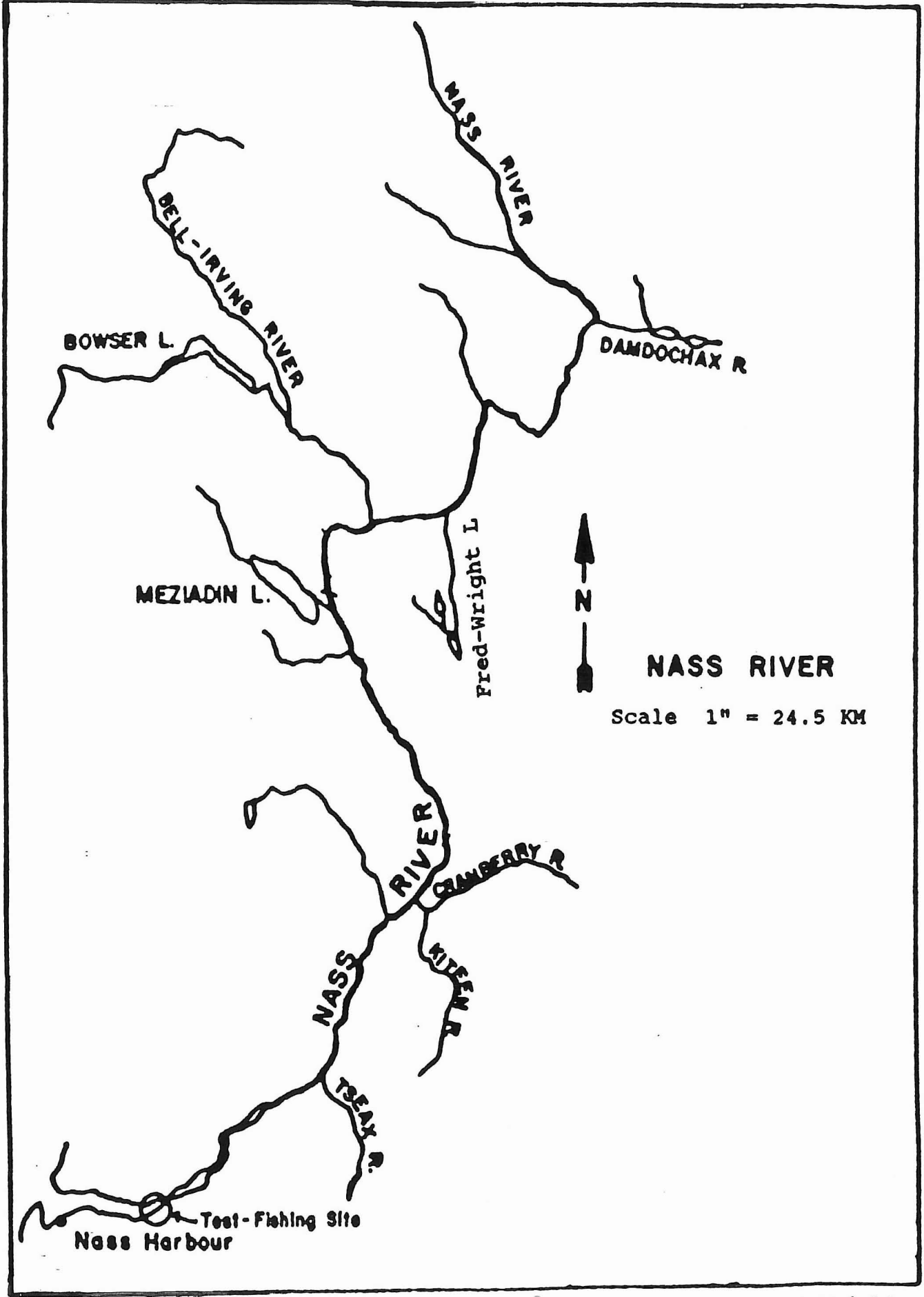


Figure 1. Location of Meziadin, Bowser, Damdochax and Fred-Wright lake's in the Nass River drainage.

Water Level (ft)

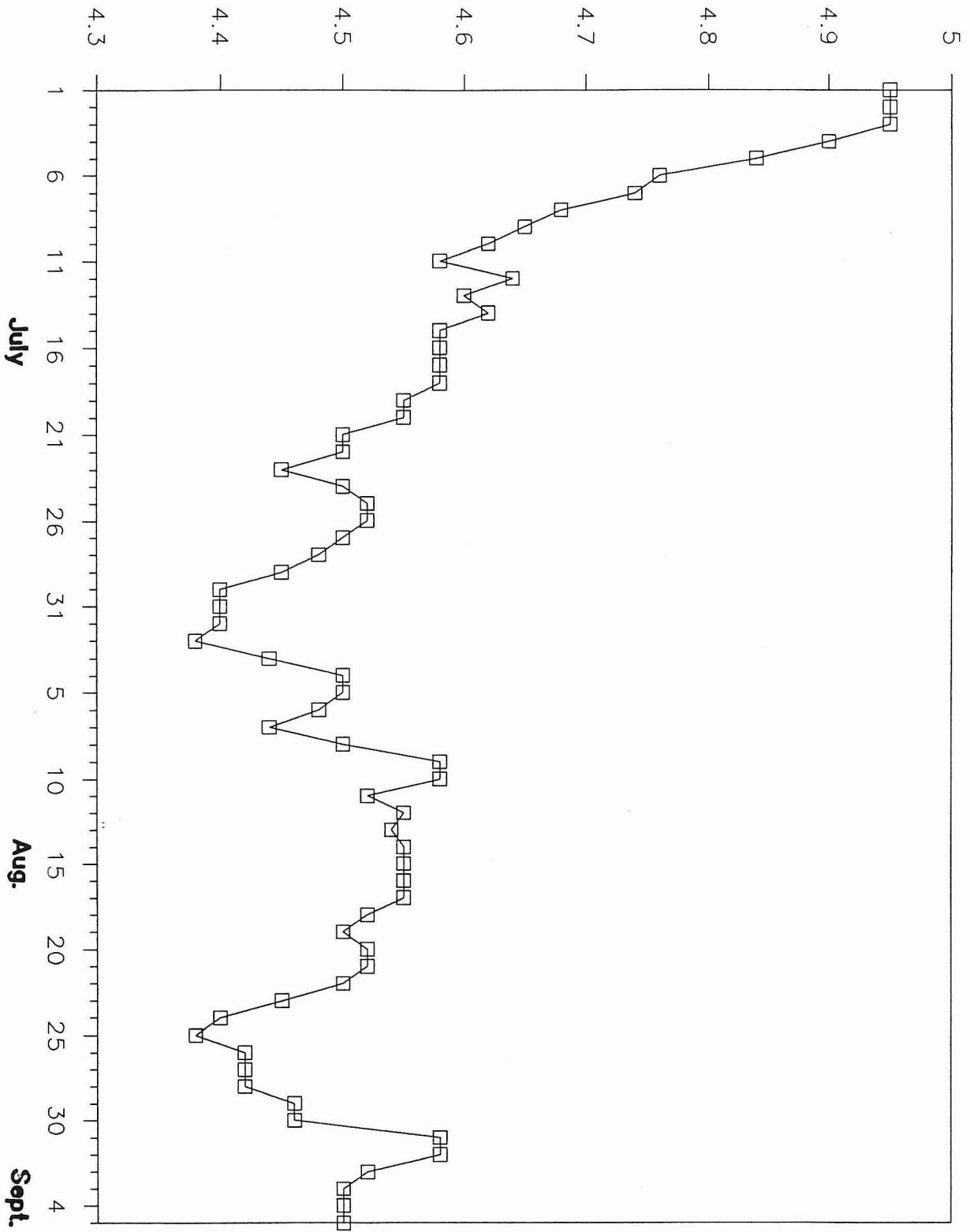


Figure 2. Meziadin water levels, 1991.

Table I

Daily and cumulative counts of large and jack sockeye, 1991.

Date	Jk. Sockeye		Lg. Sockeye	
	Daily	Cumulative	Daily	Cumulative
July 9			8	8
10			16	24
11			50	74
12	1	1	261	335
13	2	3	640	975
14	0	3	946	1921
15	0	3	5240	7161
16	6	9	34998	42159
17	15	24	38390	80549
18	2	26	16052	96601
19	44	70	11357	107958
20	21	91	8523	116481
21	35	126	12955	129436
22	43	169	9962	139398
23	67	236	9243	148641
24	53	289	4967	153608
25	19	308	2061	155669
26	30	338	1567	157236
27	24	362	2031	159267
28	54	416	2230	161497
29	35	451	2054	163551
30	48	499	2272	165823
31	41	540	3150	168973
Aug 1	75	615	4420	173393
2	45	660	2655	176048
3	60	720	2953	179001
4	34	754	1113	180114
5	4	758	218	180332
6	11	769	400	180732
7	21	790	1036	181768
8	35	825	2245	184013
9	7	832	712	184725
10	5	837	269	184994
11	12	849	665	185659
12	28	877	2414	188073
13	72	949	3220	191293
14	54	1003	2447	193740
15	59	1062	2187	195927
16	49	1111	1605	197532
17	57	1168	1203	198735
18	86	1254	1424	200159
19	52	1306	1286	201445
20	18	1324	521	201966
21	21	1345	754	202720

Table I (cont')

Daily and cumulative counts of large and jack sockeye, 1991.

Date	Jk. Sockeye		Lg. Sockeye	
	Daily	Cumulative	Daily	Cumulative
22	42	1387	839	203559
23	38	1425	1232	204791
24	60	1485	1528	206319
25	62	1547	1583	207902
26	40	1587	1862	209764
27	20	1607	632	210396
28	59	1666	1478	211874
29	66	1732	2017	213891
30	24	1756	1010	214901
31	31	1787	534	215435
Sept 1	53	1840	1108	216543
2	126	1966	4459	221002
3	237	2203	4423	225425
4	147	2350	3115	228540
5	75	2425	1592	230132

Table II

Daily and cumulative counts of large and jack chinook, 1991.

Date	Jk. Chinook		Lg. Chinook	
	Daily	Cumulative	Daily	Cumulative
July 10			1	1
11			0	1
12			0	1
13			0	1
14			2	3
15			3	6
16			3	9
17	1	1	27	36
18	0	1	12	48
19	0	1	7	55
20	0	1	11	66
21	2	3	27	93
22	6	9	29	122
23	7	16	42	164
24	3	19	51	215
25	1	20	26	241
26	0	20	15	256
27	0	20	7	263
28	2	22	14	277
29	2	24	2	279
30	0	24	5	284
31	0	24	10	294
Aug 1	0	24	17	311
2	1	25	18	329
3	1	26	15	344
4	2	28	15	359
5	1	29	3	362
6	0	29	4	366
7	1	30	13	379
8	1	31	14	393
9	0	31	8	401
10	0	31	2	403
11	2	33	6	409
12	5	38	12	421
13	1	39	4	425
14	2	41	1	426
15	3	44	13	439
16	0	44	7	446
17	0	44	3	449
18	0	44	2	451
19	0	44	8	459
20	0	44	3	462
21	0	44	1	463

Table II (cont')

Daily and cumulative counts of large and jack chinook, 1991.

Date	Jk. Chinook		Lg. Chinook	
	Daily	Cumulative	Daily	Cumulative
Aug 22	0	44	2	465
23	0	44	2	467
24	1	45	2	469
25	1	46	4	473
26	0	46	9	482
27	0	46	5	487
28	0	46	2	489
29	0	46	1	490
30	0	46	5	495
31	0	46	0	495
Sept 1	1	47	4	499
2	0	47	11	510
3	1	48	7	517
4	1	49	5	522
5	0	49	3	525

Table III

Daily and cumulative counts of coho and steelhead, 1991.

Date	Coho		Steelhead	
	Daily	Cumulative	Daily	Cumulative
Aug 7	2	2		
8	0	2		
9	0	2		
10	0	2		
11	0	2		
12	0	2		
13	0	2		
14	0	2		
15	0	2		
16	3	5		
17	2	7		
18	1	8		
19	4	12		
20	0	12		
21	0	12		
22	1	13		
23	0	13		
24	3	16		
25	2	18		
26	5	23		
27	3	26		
28	4	30		
29	3	33		
30	4	37		
31	0	37		
Sept 1	7	44		
2	12	56		
3	32	88	1	1
4	23	111	1	2
5	21	132	0	2

Large Sockeye

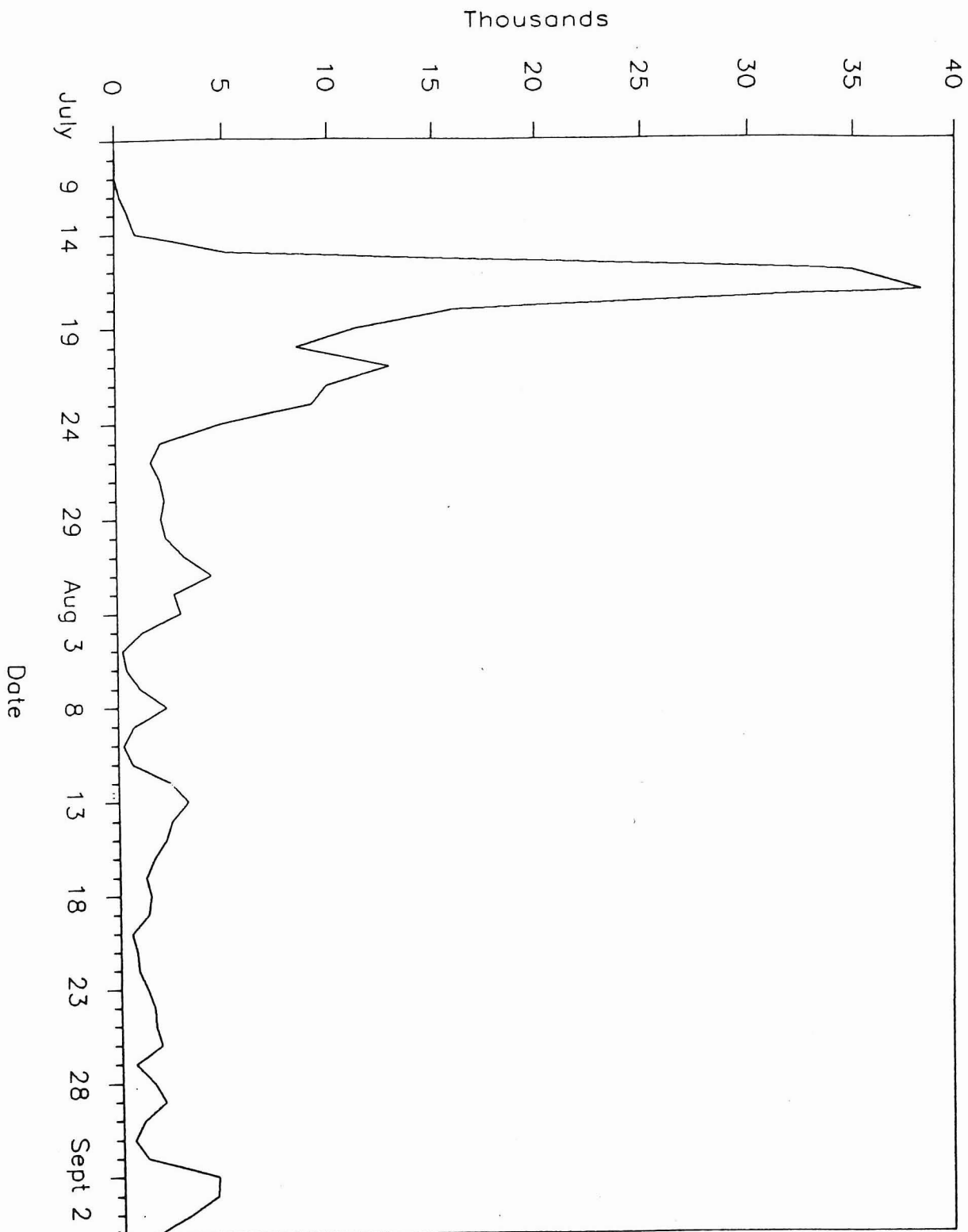


Figure 3. Daily Meziadin Fishway counts of Large sockeye, 1991.

Large Chinook

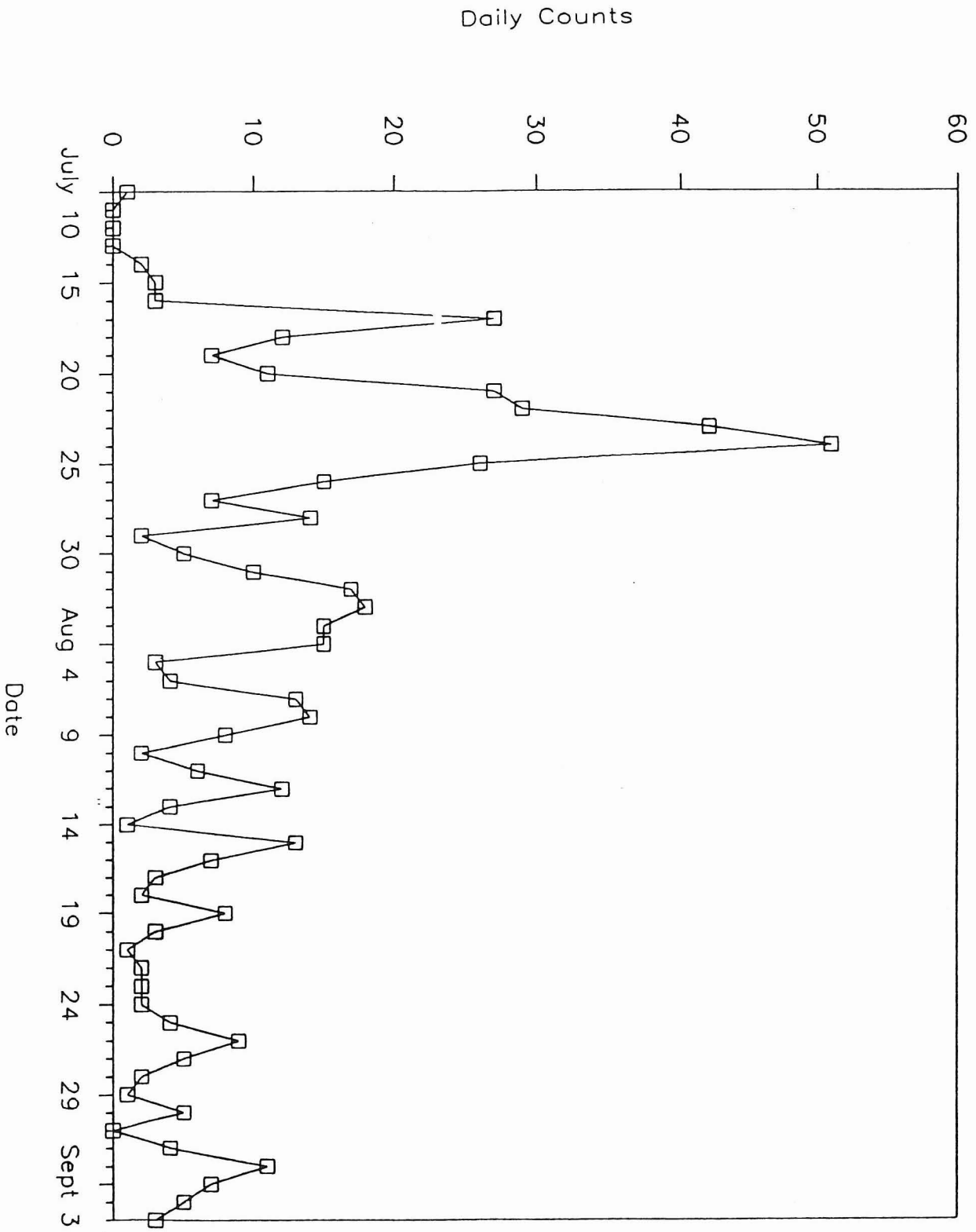


Figure 4. Daily Meziadin Fishway counts of large chinook, 1991.

Table IV

Biological information obtained from sockeye samples
collected at the Meziadin Fishway, 1991.

Date	Sample #	Sex	Hypural Length	Nose/Fork Length	Age	Circuli Count
July 14	1	M	500	610	5 ₃	(7+17)
	2	M	495	600	4 ₂	
	3	M	460	560	5 ₃	(11+13)
	4	F	485	600	5 ₂	
	5	F	525	640	5 ₂	
	6	M	445	550	4 ₂	
	7	M	475	595	4 ₂	
	8	M	545	680	3M	
	9	F	480	590	5 ₂	
	10	F	470	575	4 ₂	
	11	F	505	620	5 ₂	
	12	M	450	560	4 ₂	
	13	M	515	640	5 ₂	
	14	F	480	585	4 ₂	
	15	F	450	545	4 ₂	
	16	F	475	565	5 ₃	(6+18)
	17	M	480	590	5 ₃	(7+17)
	18	F	480	575	5 ₃	(8+13)
	19	F	480	585	4 ₂	
	20	M	470	575	4 ₂	
	21	M	485	600	4 ₂	
	22	F	485	600	5 ₃	(9+15)
	23	F	510	610	4 ₂	
	24	F	440	545	5 ₃	(8+15)
July 16	25	F	530	640	4 ₂	
	26	F	480	585	5 ₂	
	27	F	475	575	2M	
	28	M	530	640	5 ₂	
	29	M	515	640	5 ₂	
	30	F	445	545	5 ₃	(8+13)
	31	F	480	580	4 ₂	
	32	F	515	630	5 ₂	
	33	M	480	590	5 ₃	(7+14)
	34	M	525	635	5 ₂	
	35	F	470	575	4 ₂	
	36	F	475	570	4 ₂	
	37	M	480	590	4 ₂	
	38	F	480	580	4 ₂	
	39	M	470	575	4 ₂	
	40	M	505	620	2M	
	41	F	465	565	5 ₃	(8+17)
	42	F	500	600	6 ₃	
	43	M	455	570	4 ₂	
	44	F	490	590	4 ₂	

Table IV (cont')

Biological information obtained from sockeye samples
collected at the Meziadin Fishway, 1991.

Date	Sample #	Sex	Hypural Length	Nose/Fork Length	Age	Circuli Count	
July 16	45	M	515	630	5 ₃	(8+9)	
	46	F	530	640	2M		
	47	F	505	600	5 ₃	(7+17)	
	48	M	470	580	4 ₂		
	49	F	455	555	4 ₂		
July 16	50	F	480	590	5 ₃	(9+20)	
	51	F	540	660	5 ₂		
	52	M	470	590	4 ₂		
	53	F	485	595	4 ₂		
	54	F	465	570	4 ₂		
	55	M	475	590	5 ₃	(7+15)	
	56	M	465	575	5 ₃	(8+18)	
	57	F	480	590	4 ₂		
	58	M	500	620	4 ₂		
	59	F	460	565	4 ₂		
	60	F	500	610	4 ₂		
	61	M	490	600	5 ₃	(5+18)	
	62	F	505	615	6 ₃		
	63	F	515	630	6 ₃		
	64	F	490	590	4 ₂		
	65	F	500	605	4 ₂		
	66	F	470	575	4 ₂		
	67	F	500	615	5 ₃	(8+14)	
	68	M	495	615	5 ₂		
	69	M	490	590	4 ₂		
	70	M	560	690	5 ₂		
	71	M	565	670	5 ₂		
	72	M	460	560	2m		
	73	M	530	645	5 ₂		
	74	M	550	665	3m		
	75	F	455	560	5 ₃	(7+16)	
	July 16	76	M	450	565	4 ₂	
		77	M	515	640	6 ₃	
78		F	465	585	4 ₂		
79		M	455	585	5 ₃	(7+17)	
80		F	460	570	5 ₃	(6+18)	
81		F	470	590	5 ₂		
82		M	490	590	5 ₃	(8+18)	
83		F	490	595	4 ₂		
84		F	475	580	4 ₂		
85		F	465	555	2M		
86		F	465	565	4 ₂		
87		M	480	595	5 ₃	(6+19)	
88		F	470	570	5 ₃	(8+21)	

Table IV (cont')

Biological information obtained from sockeye samples collected at the Meziadin Fishway, 1991.

Date	Sample #	Sex	Hypural Length	Nose/Fork Length	Age	Circuli Count
July 16	89	M	485	590	4 ₂	
	90	F	475	580	5 ₃	(8+19)
	91	F	465	570	5 ₃	(7+18)
	92	M	500	620	4 ₂	
	93	M	490	595	5 ₃	(7+17)
	94	M	440	540	4 ₂	
	95	M	500	610	4 ₂	
	96	F	480	580	4 ₂	
	97	F	465	575	4 ₂	
	98	F	465	570	4 ₂	
	99	F	495	600	5 ₂	
	100	M	545	670	6 ₃	
	101	M	485	600	4 ₂	
	102	M	485	590	5 ₃	(9+18)
	103	F	465	570	4 ₂	
	104	M	500	620	5 ₃	(7+16)
	105	M	490	600	2M	
	106	M	485	600	4 ₂	
	107	F	480	600	5 ₂	
	108	M	500	610	5 ₃	(7+15)
109	F	465	570	4 ₂		
110	F	475	585	4 ₂		
111	F	470	590	4 ₂		
112	M	470	570	4 ₂		
113	M	485	610	4 ₂		
114	M	505	640	5 ₂		
115	F	430	520	4 ₂		
116	F	440	540	4 ₂		
117	F	455	555	5 ₃	(6+18)	
July 16	118	F	475	575	4 ₂	
	119	F	455	555	4 ₂	
	120	F	455	550	2M	
	121	M	495	605	2M	
	122	F	465	565	4 ₂	
	123	M	575	705	5 ₂	
	124	M	540	675	5 ₂	
	125	F	475	575	4 ₂	
July 17	126	M	530	650	6 ₃	
	127	M	490	610	4 ₂	
	128	F	490	595	4 ₂	
	129	F	465	560	2M	
	130	F	450	550	4 ₂	
	131	M	485	595	5 ₃	(7+18)
	132	F	465	565	5 ₃	(7+18)

Table IV (cont')

Biological information obtained from sockeye samples
collected at the Meziadin Fishway, 1991.

Date	Sample #	Sex	Hypural Length	Nose/Fork Length	Age	Circuli Count
July 17	133	F	515	620	5 ₂	
	134	F	465	570	4 ₂	
	135	M	480	590	4 ₂	
	136	F	440	545	4 ₂	
	137	F	440	560	5 ₃	(8+16)
	138	M	490	600	2M	
	139	F	460	560	4 ₂	
	140	F	495	600	2M	
	141	F	470	570	5 ₃	(6+18)
	142	F	485	595	4 ₂	
	143	F	470	575	5 ₃	(5+16)
	144	F	520	620	5 ₂	
	145	M	465	570	4 ₂	
	146	F	480	590	5 ₂	
	147	M	510	620	4 ₂	
	148	F	460	560	4 ₂	
	149	M	515	630	4 ₂	
	150	F	495	595	5 ₃	(6+15)
	151	F	455	550	4 ₂	
	152	F	575	710	5 ₂	
	153	M	475	590	4 ₂	
	154	F	465	570	4 ₂	
	155	M	455	560	5 ₃	(8+18)
	156	F	485	590	4 ₂	
	157	M	520	630	5 ₂	
	158	M	505	615	5 ₃	(8+16)
	159	F	480	575	4 ₂	
	160	F	465	560	4 ₂	
	161	M	500	610	5 ₃	(8+16)
	162	M	520	650	5 ₂	
	163	F	565	680	4 ₂	
	164	F	485	585	4 ₂	
	165	F	460	555	4 ₂	
	166	M	560	675	5 ₂	
	167	M	475	585	4 ₂	
	168	M	550	675	6 ₃	
	169	F	485	590	5 ₃	(10+14)
	170	M	500	610	5 ₃	(9+17)
	171	F	445	540	5 ₃	(8+13)
	172	F	460	555	4 ₂	
	173	F	495	595	4 ₂	
	174	M	475	575	4 ₂	
	175	M	510	625	5 ₃	(7+17)
	176	M	470	575	5 ₃	(8+13)

Table IV (cont')

Biological information obtained from sockeye samples
collected at the Meziadin Fishway, 1991.

Date	Sample #	Sex	Hypural Length	Nose/Fork Length	Age	Circuli Count
July 19	177	F	450	545	5 ₃	(8+14)
	178	M	445	540	4 ₂	
	179	M	485	585	4 ₂	
	180	F	480	585	5 ₃	(7+15)
	181	F	460	560	4 ₂	
	182	M	565	690	5 ₂	
	183	F	455	565	5 ₃	(6+17)
	184	F	490	610	5 ₂	
	185	F	420	530	4 ₂	
	186	M	500	600	5 ₃	(4+18)
	187	F	460	560	5 ₃	(7+12)
	188	F	495	590	5 ₃	(7+17)
	189	F	500	600	4 ₂	
	190	M	500	615	4 ₂	
	191	F	430	540	4 ₂	
	192	F	495	590	5 ₃	(8+17)
	193	F	460	575	5 ₃	(7+13)
	194	M	485	605	4 ₂	
	195	F	455	570	5 ₂	
	196	F	440	550	5 ₃	(9+13)
197	F	565	570	5 ₃	(10+13)	
198	M	455	555	5 ₃	(7+15)	
199	M	445	550	5 ₃	(9+19)	
July 20	200	F	565	570	2M	
	201	F	525	630	6 ₃	
	202	F	475	570	5 ₃	(6+16)
	203	M	500	615	5 ₂	
	204	F	460	560	4 ₂	
	205	F	510	625	5 ₂	
	206	F	470	570	4 ₂	
	207	M	535	650	6 ₃	
	208	M	465	565	4 ₂	
	209	M	475	590	4 ₂	
	210	F	4355	555	5 ₃	(7+17)
	211	M	500	610	6 ₃	
	212	M	490	610	5 ₂	
213	F	460	560	5 ₃	(7+16)	
214	F	495	595	4 ₂		
215	F	590	605	5 ₃	(7+20)	
216	M	470	575	5 ₃	(7+17)	
217	F	505	610	6 ₃		
218	F	460	555	2M		
219	F	480	585	4 ₂		
220	F	470	570	4 ₂		

Table IV (cont')

Biological information obtained from sockeye samples
collected at the Meziadin Fishway, 1991.

Date	Sample #	Sex	Hypural Length	Nose/Fork Length	Age	Circuli Count
July 20	221	F	465	565	2M	
	222	F	440	535	5 ₃	(9+15)
	223	M	550	675	5 ₂	
	224	F	490	590	4 ₂	
	225	F	490	590	5 ₃	(6+19)
July 21	226	F	420	515	5 ₃	(8+16)
	227	M	460	560	4 ₂	
	228	F	430	530	4 ₂	
	229	F	505	610	4 ₂	
	230	F	450	545	4 ₂	
	231	M	500	605	4 ₂	
	232	M	580	605	4 ₂	
	233	M	510	625	5 ₃	(11+15)
	234	F	480	585	4 ₂	
	235	F	460	560	4 ₂	
	236	F	455	555	4 ₂	
	237	F	440	550	5 ₃	(7+14)
	238	F	500	630	6 ₃	
	239	M	450	550	4 ₂	
	240	M	490	600	4 ₂	
	241	M	480	585	4 ₂	
	242	M	505	605	4 ₂	
	243	F	505	620	3M	
	244	M	515	630	5 ₃	(9+14)
	245	F	535	655	3M	
	246	F	490	590	5 ₃	(9+14)
	247	F	510	630	5 ₃	(7+20)
	248	F	510	615	4 ₂	
	249	M	495	610	5 ₃	(8+15)
	250	F	480	580	2M	
	July 22	251	F	470	560	5 ₃
252		F	500	595	6 ₃	
253		M	560	570	5 ₃	(7+14)
254		M	530	650	5 ₂	
255		F	480	575	5 ₃	(8+15)
256		M	480	600	5 ₃	(6+16)
257		F	490	590	5 ₃	(6+16)
258		F	445	540	4 ₂	
259		F	450	550	5 ₃	(8+15)
260		F	470	570	4 ₂	
261		F	480	580	4 ₂	
262		M	455	570	4 ₂	
263		F	480	600	4 ₂	
264		F	485	595	5 ₃	(7+14)

Table IV (cont')

Biological information obtained from sockeye samples
collected at the Meziadin Fishway, 1991.

Date	Sample #	Sex	Hypural Length	Nose/Fork Length	Age	Circuli Count	
July 22	265	M	495	615	4 ₂		
	266	F	440	535	4 ₂		
	267	M	475	575	4 ₂		
	268	M	460	570	4 ₂		
	269	M	510	635	5 ₂		
	270	M	450	560	4 ₂		
	271	F	470	570	5 ₃	(9+14)	
	272	F	470	570	4 ₂		
	273	M	470	590	4 ₂		
	274	M	465	570	2M		
	275	F	485	585	4 ₂		
	July 23	276	F	445	545	5 ₃	(8+14)
		277	F	460	555	2M	
		278	M	470	575	4 ₂	
279		F	475	580	5 ₃	(8+13)	
280		F	440	540	4 ₂		
281		F	465	565	2M		
282		M	440	530	4 ₂		
283		F	460	565	5 ₃	(10+9)	
284		F	470	565	4 ₂		
285		F	495	605	5 ₂		
286		M	500	615	4 ₂		
287		F	485	590	4 ₂		
288		F	460	570	2M		
289		M	490	610	4 ₂		
290		M	450	560	4 ₂		
291		F	490	595	4 ₂		
292		M	480	585	2M		
293		M	540	670	3M		
294	F	455	550	5 ₃	(7+17)		
295	M	500	605	4 ₂			
296	F	470	575	2M			
297	F	460	560	4 ₂			
298	M	480	590	2M			
299	F	450	545	4 ₂			
300	F	500	605	4 ₂			
July 24	301	M	470	570	4 ₂		
	302	F	475	570	4 ₂		
	303	M	450	550	4 ₂		
	304	F	450	550	4 ₂		
	305	F	455	550	4 ₂		
	306	F	460	565	5 ₃	(8+18)	
	307	M	460	570	5 ₃	(4+19)	
	308	F	490	590	4 ₂		

Table IV (cont')

Biological information obtained from sockeye samples
collected at the Meziadin Fishway, 1991.

Date	Sample #	Sex	Hypural Length	Nose/Fork Length	Age	Circuli Count	
July 24	309	M	470	570	5 ₃	(5+17)	
	310	M	430	525	4 ₂		
	311	M	535	660	6 ₃		
	312	M	485	600	5 ₃	(5+16)	
	313	F	470	565	4 ₂		
	314	F	445	535	4 ₂		
	315	F	490	590	5 ₃	(6+19)	
	316	M	505	630	5 ₂		
	317	M	500	610	5 ₃	(6+14)	
	318	F	460	570	5 ₃	(8+17)	
	319	M	500	605	5 ₃	(8+12)	
	320	M	445	550	5 ₃	(6+15)	
	321	F	490	590	4 ₂		
	322	F	460	550	4 ₂		
	323	F	475	575	4 ₂		
	324	M	465	570	5 ₃	(5+17)	
	325	F	475	580	4 ₂		
	July 25	326	M	490	605	4 ₂	
		327	F	445	540	5 ₃	(7+16)
		328	F	515	630	6 ₃	
		329	F	480	580	4 ₂	
		330	M	430	510	2M	
		331	F	445	535	4 ₂	
332		M	480	580	4 ₂		
333		M	460	560	2M		
334		F	480	575	5 ₃	(7+17)	
335		F	505	605	5 ₃	(7+17)	
336		M	440	545	5 ₃	(8+16)	
337		M	510	615	5 ₂		
338		F	440	530	2M		
339		F	465	560	4 ₂		
340		M	520	635	5 ₃	(6+15)	
341		M	535	665	5 ₂		
342		M	515	620	4 ₂		
343		M	495	600	5 ₃	(9+15)	
344		M	515	630	5 ₂		
345		F	455	560	5 ₃	(7+17)	
346	M	460	545	4 ₂			
347	F	410	490	4 ₂			
348	F	450	555	4 ₂			
349	F	460	550	4 ₂			
350	M	495	595	5 ₃	(6+18)		
July 26	351	M	515	625	5 ₃		
	352	F	460	550	4 ₂		

Table IV (cont')

Biological information obtained from sockeye samples
collected at the Meziadin Fishway, 1991.

Date	Sample #	Sex	Hypural Length	Nose/Fork Length	Age	Circuli Count	
July 26	353	F	450	550	4 ₂		
	354	F	450	540	4 ₂		
	355	F	465	560	5 ₃	(11+11)	
	356	M	465	570	4 ₂		
	357	F	455	550	4 ₂		
	358	F	465	555	RG		
	359	F	465	550	4 ₂		
	360	F	475	570	5 ₃	(5+18)	
	361	F	445	540	5 ₃	(5+15)	
	362	F	490	590	5 ₂		
	363	F	475	580	4 ₂		
	364	M	475	590	5 ₃	(6+16)	
	365	M	490	605	4 ₂		
	366	M	440	565	4 ₂		
	367	F	460	550	2M		
	368	F	430	535	6 ₃		
	369	M	465	560	5 ₃	(7+16)	
	370	F	440	540	4 ₂		
	371	F	545	535	2M		
	372	M	460	565	2M		
	373	F	440	550	5 ₃	(6+15)	
	374	M	475	570	2M		
	375	M	485	590	6 ₃		
	July 27	376	M	450	560	4 ₂	
		377	M	560	680	6 ₃	
378		M	400	485	4 ₂		
379		F	465	555	5 ₃	(7+18)	
380		F	435	540	4 ₂		
381		M	530	650	4 ₂		
382		F	390	480	4 ₂		
383		F	445	535	4 ₂		
384		F	460	570	4 ₂		
385		F	530	635	6 ₃		
386		F	465	560	5 ₃	(8+16)	
387		M	515	630	4 ₂		
388		M	590	710	6 ₃		
389		M	485	600	4 ₂		
390		M	540	655	6 ₃		
391		M	460	580	4 ₂		
392		M	500	605	5 ₃	(5+19)	
393		M	495	610	5 ₃	(8+14)	
394		F	450	550	5 ₃	(10+16)	
395	M	485	600	4 ₂			
396	M	450	550	5 ₃	(8+14)		

Table IV (cont')

Biological information obtained from sockeye samples
collected at the Meziadin Fishway, 1991.

Date	Sample #	Sex	Hypural Length	Nose/Fork Length	Age	Circuli Count
July 27	397	F	420	520	5 ₃	(8+16)
	398	F	445	540	5 ₃	(7+17)
	399	F	470	570	5 ₃	(6+15)
July 28	400	F	435	535	4 ₂	
	401	M	445	550	4 ₂	
	402	F	445	540	4 ₂	
	403	F	445	555	4 ₂	
	404	F	480	590	4 ₂	
	405	M	550	680	6 ₃	
	406	M	515	645	6 ₃	
	407	F	460	565	4 ₂	
	408	M	520	620	4 ₂	
	409	M	510	635	5 ₃	(6+17)
	410	F	460	550	4 ₂	
	411	F	475	580	4 ₂	
	412	M	465	560	5 ₃	(7+15)
	413	M	455	550	5 ₃	(6+14)
	414	F	450	540	4 ₂	
	415	M	510	630	6 ₃	
	416	F	545	535	4 ₂	
	417	F	465	560	5 ₃	(8+18)
	418	F	480	580	4 ₂	
	419	M	470	570	4 ₂	
	420	F	450	545	4 ₂	
421	F	475	565	4 ₂		
422	F	485	580	5 ₃	(7+16)	
423	F	490	580	4 ₂		
424	F	510	605	4 ₂		
425	F	470	560	5 ₃	(6+12)	
July 29	426	F	450	545	4 ₂	
	427	F	465	560	4 ₂	
	428	F	480	590	2M	
	429	F	440	535	5 ₃	(6+16)
	430	F	450	550	4 ₂	
	431	F	480	580	2M	
	432	M	540	650	6 ₃	
	433	M	490	615	2M	
	434	F	420	515	2M	
	435	F	470	560	3M	
	436	F	480	585	5 ₃	(8+15)
	437	F	490	590	4 ₂	
	438	F	465	555	4 ₂	
	439	M	480	580	5 ₃	(7+16)
	440	F	450	555	4 ₂	

Table IV (cont')

Biological information obtained from sockeye samples
collected at the Meziadin Fishway, 1991.

Date	Sample #	Sex	Hypural Length	Nose/Fork Length	Age	Circuli Count
July 29	441	F	430	520	5 ₃	(9+8)
	442	F	485	580	4 ₂	
	443	F	450	545	4 ₂	
	444	F	475	565	4 ₂	
	445	F	480	580	4 ₂	
	446	M	460	570	4 ₂	
	447	F	435	525	4 ₂	
	448	M	435	535	5 ₃	
	449	F	475	570	4 ₂	
	450	F	440	530	4 ₂	
July 30	451	M	450	550	4 ₂	(7+15)
	452	F	475	570	2M	
	453	F	480	590	4 ₂	
	454	M	530	650	5 ₂	
	455	M	540	645	5 ₃	
	456	F	480	580	4 ₂	
	457	M	510	620	4 ₂	
	458	M	495	595	5 ₃	
	459	M	510	630	4 ₂	
	460	F	435	530	4 ₂	
	461	F	455	540	4 ₂	
	462	M	470	585	5 ₃	
	463	F	465	550	2M	
	464	F	485	575	4 ₂	
	465	F	480	605	4 ₂	
	466	M	520	625	5 ₃	
	467	M	520	650	3M	
	468	F	510	610	5 ₂	
	469	M	530	650	5 ₂	
	470	M	500	600	5 ₃	
July 31	471	M	525	655	5 ₂	(7+14)
	472	F	465	565	2M	
	473	F	445	540	4 ₂	
	474	F	430	525	4 ₂	
	475	M	495	600	5 ₃	
	476	F	475	575	4 ₂	
	477	F	430	525	2M	
	478	F	460	560	4 ₂	
	479	M	405	505	4 ₂	
	480	M	525	640	6 ₃	
	481	F	475	575	5 ₂	
	482	M	560	680	5 ₃	
	483	F	415	505	4 ₂	
	484	F	445	545	4 ₂	

Table IV (cont')

Biological information obtained from sockeye samples
collected at the Meziadin Fishway, 1991.

Date	Sample #	Sex	Hypural Length	Nose/Fork Length	Age	Circuli Count
July 31	485	M	430	530	4 ₂	
	486	F	465	560	5 ₃	(7+18)
	487	F	485	600	2M	
	488	F	460	555	4 ₂	
	489	F	485	585	6 ₃	
	490	F	460	555	4 ₂	
	491	M	520	630	5 ₃	(8+15)
	492	F	475	575	5 ₃	(8+17)
	493	F	485	585	4 ₂	
	494	F	445	540	5 ₃	(9+17)
	495	M	495	595	5 ₃	(6+18)
	496	M	495	600	5 ₃	(6+17)
	497	M	545	670	6 ₃	
	498	M	375	480	4 ₃	
	499	M	430	515	4 ₂	
Aug 1	500	M	415	515	4 ₂	
	501	F	440	535	5 ₃	(8+16)
	502	M	440	535	5 ₃	(8+16)
	503	M	485	585	4 ₂	
	504	F	445	540	4 ₂	
	505	F	470	565	4 ₂	
	506	F	450	550	6 ₃	
	507	F	415	510	4 ₂	
	508	M	465	565	4 ₂	
	509	M	505	615	4 ₂	
	510	M	475	575	5 ₃	(6+13)
	511	F	475	570	5 ₃	(7+15)
	512	M	540	650	5 ₂	
	513	M	415	520	4 ₂	
	514	F	485	585	4 ₂	
	515	F	510	610	5 ₃	(6+17)
	516	F	465	560	4 ₂	
	517	M	485	585	4 ₂	
	518	F	495	590	5 ₃	(7+19)
	519	M	480	580	6 ₃	
	520	M	535	640	6 ₃	
521	M	475	575	4 ₂		
522	M	445	545	5 ₃	(6+15)	
523	F	565	465	4 ₂		
524	F	430	520	4 ₂		
525	F	445	540	5 ₃	(8+13)	
Aug 2	526	F	440	550	4 ₂	
	527	F	470	570	4 ₂	
	528	F	465	570	5 ₃	(8+15)

Table IV (cont')

Biological information obtained from sockeye samples
collected at the Meziadin Fishway, 1991.

Date	Sample #	Sex	Hypural Length	Nose/Fork Length	Age	Circuli Count
Aug 2	529	M	500	600	4 ₂	
	530	F	475	570	4 ₂	
	531	F	430	525	4 ₂	
	532	M	455	550	5 ₃	(6+21)
	533	M	470	570	4 ₂	
	534	F	470	560	4 ₂	
	535	M	400	500	4 ₂	
	536	F	460	550	4 ₂	
	537	M	455	560	5 ₃	(6+16)
	538	F	455	555	5 ₃	(6+17)
	539	M	535	650	5 ₂	
	540	M	475	575	4 ₂	
	541	F	450	545	4 ₂	
	542	F	460	555	5 ₃	(5+15)
	543	M	480	580	5 ₃	(7+15)
	544	F	515	620	3M	
	545	M	480	580	2M	
	546	F	475	575	4 ₂	
	547	M	450	545	2M	
	548	F	490	595	5 ₃	(5+19)
549	M	505	610	5 ₃	(6+18)	
550	F	440	535	5 ₃	(6+16)	
Aug 3	551	F	445	550	5 ₃	(8+14)
	552	F	455	540	2M	
	553	F	475	565	5 ₃	(7+16)
	554	M	540	670	6 ₃	
	555	M	465	560	2M	
	556	M	450	560	4 ₂	
	557	F	480	570	4 ₂	
	558	F	430	510	2M	
	559	F	470	580	2M	
	560	F	480	580	5 ₃	(7+16)
	561	M	515	625	4 ₂	
	562	M	430	535	2M	
	563	M	485	590	2M	
	564	M	520	620	2M	
	565	F	470	575	4 ₂	
	566	M	525	630	5 ₂	
	567	F	535	635	5 ₃	(6+10)
	568	F	455	545	4 ₂	
	569	M	450	575	4 ₂	
	570	F	505	590	4 ₂	
	571	F	525	625	4 ₂	
	572	F	480	570	4 ₂	

Table IV (cont')

Biological information obtained from sockeye samples
collected at the Meziadin Fishway, 1991.

Date	Sample #	Sex	Hypural Length	Nose/Fork Length	Age	Circuli Count	
Aug 3	573	F	495	610	5 ₃	(7+18)	
	574	F	510	605	2M		
	575	M	470	560	2M		
Aug 4	576	F	500	610	4 ₂	(6+16)	
	577	F	470	560	5 ₃		
	578	F	505	595	4 ₂		
	579	F	450	550	4 ₂		
	580	F	480	590	4 ₂		
	581	M	560	675	5 ₂		
	582	M	590	600	4 ₂		
	583	F	455	565	4 ₂		
	584	M	525	645	4 ₂		
	585	F	470	550	4 ₂		
	586	F	460	560	5 ₃		(6+18)
	587	M	460	560	4 ₂		
	588	M	440	540	4 ₂		
	589	F	485	595	4 ₂		
	590	F	450	555	5 ₃		(8+12)
Aug 5	591	F	440	530	4 ₂	(7+17)	
	592	M	480	590	5 ₃		
	593	F	455	530	4 ₂		
	594	F	455	530	5 ₃		(7+15)
	595	F	425	525	4 ₂		
	596	F	470	565	4 ₂		
	597	F	460	560	5 ₃		(8+18)
	598	M	505	610	5 ₃		(7+15)
	599	F	430	530	2M		
Aug 6	600	F	495	590	2M	(7+13)	
	601	M	575	715	6 ₃		
	602	F	550	655	6 ₃		
	603	F	490	590	4 ₂		
	604	F	485	585	2M		
	605	F	440	540	5 ₃		
	606	M	530	640	6 ₃		
	607	F	450	550	5 ₃		(6+15)
	608	M	525	645	2M		
	609	M	410	510	4 ₂		
	610	F	465	555	5 ₃		(8+16)
	611	F	485	580	4 ₂		
	612	M	520	625	5 ₃		(8+18)
	613	M	535	640	5 ₃		(8+17)
	614	M	450	550	4 ₂		
	615	F	455	545	4 ₂		
	616	M	515	620	5 ₃		(6+16)

Table IV (cont')

Biological information obtained from sockeye samples
collected at the Meziadin Fishway, 1991.

Date	Sample #	Sex	Hypural Length	Nose/Fork Length	Age	Circuli Count
Aug 6	617	M	500	620	4 ₂	
	618	M	480	580	4 ₂	
	619	F	460	555	5 ₃	(8+18)
	620	F	450	550	4 ₂	
	621	M	475	575	4 ₂	
	622	M	520	620	3M	
	623	M	560	680	6 ₃	
	624	M	465	565	2M	
	625	M	450	550	2M	
	Aug 7	626	M	520	640	4 ₂
627		F	500	600	4 ₂	
628		M	445	540	5 ₃	(7+18)
629		M	410	515	4 ₂	
630		F	415	495	4 ₂	
631		M	570	680	6 ₃	
632		F	470	570	5 ₃	(6+17)
633		M	480	585	4 ₂	
634		F	465	555	5 ₃	(5+15)
635		F	505	600	4 ₂	
636		F	530	640	4 ₂	
637		M	510	610	5 ₃	(7+16)
638		F	545	640	6 ₃	
639		M	520	645	4 ₂	
640		F	515	610	5 ₃	(9+15)
641		M	460	560	4 ₂	
642		F	470	560	5 ₃	(9+17)
643		M	565	665	5 ₂	
644		M	490	605	4 ₂	
645		M	550	665	6 ₃	
646	F	460	550	5 ₃	(7+13)	
647	F	475	565	5 ₃	(7+16)	
648	F	520	640	5 ₃	(10+17)	
649	F	510	600	5 ₃	(6+17)	
Aug 8	650	M	475	570	2M	
	651	F	515	635	5 ₂	
	652	M	435	520	4 ₂	
	653	F	490	580	5 ₃	(7+14)
	654	M	470	560	4 ₂	
	655	F	440	520	4 ₂	
	656	M	400	495	4 ₂	
	657	F	480	570	4 ₂	
	658	M	520	620	5 ₃	(8+16)
	659	M	520	640	2M	
660	M	535	640	4 ₂		

Table IV (cont')

Biological information obtained from sockeye samples
collected at the Meziadin Fishway, 1991.

Date	Sample #	Sex	Hypural Length	Nose/Fork Length	Age	Circuli Count	
Aug 8	661	M	515	620	5 ₃	(6+15)	
	662	F	520	620	5 ₃	(9+15)	
	663	F	470	570	5 ₃	(5+17)	
	664	F	440	525	4 ₂		
	665	F	490	585	5 ₃	(5+17)	
	666	F	440	530	2M		
	667	M	465	570	2M		
	668	F	445	535	5 ₃	(8+15)	
	669	M	490	590	2M		
	670	M	525	660	5 ₂		
	671	F	460	540	4 ₂		
	672	F	510	620	6 ₃		
	673	M	500	615	5 ₃	(7+14)	
	674	M	465	565	2M		
	675	F	490	580	5 ₃	(6+12)	
	Aug 9	676	M	510	625	5 ₃	(7+12)
		677	F	495	590	4 ₂	
678		F	455	555	5 ₃	(6+15)	
679		M	555	660	5 ₂		
680		F	500	595	5 ₃	(6+12)	
681		M	530	655	2M		
682		F	510	605	4 ₂		
683		F	490	580	4 ₂		
684		F	475	575	4 ₂		
685		M	435	520	5 ₃	(6+18)	
686		M	540	640	6 ₃		
687		F	480	585	5 ₃	(5+14)	
688		M	555	670	3M		
689		F	500	590	5 ₃	(9+13)	
690		F	445	545	5 ₃	(5+17)	
691		F	460	550	5 ₃	(5+15)	
692		F	570	700	6 ₃		
693		F	475	580	5 ₃	(5+13)	
694		M	555	665	5 ₃	(9+18)	
695		F	510	605	4 ₂		
696		F	490	590	4 ₂		
697		F	480	580	5 ₃	(7+15)	
698		F	455	550	4 ₂		
699	M	565	690	6 ₃			
700	M	585	705	RG			
Aug 10	701	M	530	660	5 ₃	(6+18)	
	702	F	430	520	5 ₃	(8+12)	
	703	M	520	640	5 ₃	(7+15)	
	704	F	540	645	5 ₂		

Table IV (cont')

Biological information obtained from sockeye samples
collected at the Meziadin Fishway, 1991.

Date	Sample #	Sex	Hypural Length	Nose/Fork Length	Age	Circuli Count	
Aug 10	705	F	505	600	5 ₃	(6+17)	
	706	F	480	585	4 ₂		
	707	F	470	565	5 ₃	(7+13)	
	708	F	485	580	4 ₂		
	709	F	460	555	5 ₃	(8+17)	
	710	M	565	680	6 ₃		
	711	M	550	660	6 ₃		
	712	M	510	630	5 ₃	(8+18)	
	713	M	535	640	5 ₂		
	714	M	505	610	5 ₃	(8+16)	
	715	F	460	555	4 ₂		
	716	F	460	555	4 ₂		
	717	F	525	625	4 ₂		
	718	M	490	590	5 ₃	(6+14)	
	719	M	555	670	3M		
	720	F	460	560	5 ₃	(7+16)	
	721	F	465	550	4 ₂		
	722	M	500	600	5 ₃	(8+17)	
	723	F	510	600	5 ₃	(7+14)	
	724	M	490	590	2M		
	725	F	490	585	5 ₃	(7+14)	
	Aug 11	726	F	460	560	4 ₂	
		727	M	525	640	4 ₂	
		728	F	510	620	5 ₃	(6+15)
		729	M	465	570	4 ₂	
730		F	440	530	4 ₂		
731		F	455	545	4 ₂		
732		F	485	585	5 ₃	(7+16)	
733		F	455	545	5 ₃	(7+15)	
734		M	450	540	4 ₂		
735		M	560	685	6 ₃		
736		F	495	600	4 ₂		
737		F	445	530	2M		
738		M	510	620	5 ₃	(6+16)	
739		F	505	605	5 ₃	(8+16)	
740		F	455	540	5 ₃	(6+21)	
741		F	490	600	4 ₂		
742		F	455	545	4 ₂		
743		F	455	550	6 ₃		
744		F	450	550	4 ₂		
745		M	545	660	6 ₃		
746		F	480	580	4 ₂		
747		M	480	580	4 ₂		
748		M	550	665	5 ₂		

Table IV (cont')

Biological information obtained from sockeye samples
collected at the Meziadin Fishway, 1991.

Date	Sample #	Sex	Hypural Length	Nose/Fork Length	Age	Circuli Count
Aug 11	749	F	505	605	5 ₃	(7+16)
	750	F	495	590	4 ₂	
Aug 12	751	F	470	580	4 ₂	(6+18)
	752	M	510	610	4 ₂	
	753	F	440	535	4 ₂	
	754	F	465	565	5 ₃	
	755	F	535	645	6 ₃	
	756	F	450	545	4 ₂	
	757	F	515	610	5 ₃	
	758	F	480	565	4 ₂	
	759	F	625	630	5 ₂	
	760	F	485	580	5 ₃	
	761	M	565	685	5 ₂	
	762	M	500	615	4 ₂	
	763	M	560	680	5 ₂	
	764	F	505	595	4 ₂	
	765	F	440	540	4 ₂	
	766	F	460	550	4 ₂	
	767	M	580	700	3M	
	768	M	530	650	6 ₃	
	769	F	440	520	4 ₂	
	770	F	490	580	5 ₃	
771	M	505	610	4 ₂		
772	F	480	575	4 ₂		
773	M	445	540	4 ₂		
774	F	455	540	5 ₃		
775	F	480	565	4 ₂		
Aug 13	776	F	515	620	4 ₂	(9+18)
	777	F	585	705	5 ₂	
	778	F	465	550	4 ₂	
	779	M	425	510	4 ₂	
	780	F	430	515	5 ₃	
	781	F	500	600	5 ₃	
	782	M	495	595	4 ₂	
	783	F	460	560	4 ₂	
	784	F	530	630	5 ₃	
	785	M	500	605	5 ₃	
	786	M	410	510	4 ₂	
	787	F	540	635	5 ₃	
	788	F	475	565	5 ₃	
	789	M	510	630	6 ₃	
	790	M	525	635	4 ₂	
	791	F	480	565	5 ₃	
	792	F	555	670	5 ₃	

Table IV (cont')

Biological information obtained from sockeye samples
collected at the Meziadin Fishway, 1991.

Date	Sample #	Sex	Hypural Length	Nose/Fork Length	Age	Circuli Count	
Aug 13	793	M	490	590	5 ₃	(6+15)	
	794	F	500	615	5 ₂		
	795	F	505	595	4 ₂		
	796	F	515	610	5 ₃	(8+14)	
	797	M	530	645	5 ₃	(6+19)	
	798	F	485	585	4 ₂		
	799	F	515	605	5 ₃	(6+19)	
	800	F	460	545	4 ₂		
	Aug 14	801	M	460	560	5 ₃	(5+13)
802		F	490	590	5 ₃	(7+16)	
803		F	505	595	5 ₃	(9+17)	
804		F	435	520	4 ₂		
805		M	405	485	4 ₂		
806		F	470	560	4 ₂		
807		F	500	610	4 ₂		
808		F	490	580	4 ₂		
809		M	570	685	6 ₃		
810		M	470	570	5 ₃	(7+15)	
811		F	435	520	4 ₂		
812		F	540	645	5 ₃	(7+13)	
813		F	520	620	5 ₃	(8+15)	
814		M	530	640	5 ₃	(5+18)	
815		F	530	640	4 ₂		
816		F	455	540	4 ₂		
817		M	480	580	5 ₃	(9+13)	
818		F	505	605	5 ₃	(9+15)	
819		F	480	580	5 ₃	(7+16)	
820		M	530	640	5 ₃	(7+18)	
821		F	505	600	5 ₃	(8+15)	
822		F	530	645	5 ₂		
823		F	445	530	4 ₂		
824		F	495	590	2M		
825		F	475	575	2M		
Aug 15		826	F	485	580	5 ₃	(7+15)
		827	F	480	580	4 ₂	
	828	F	465	560	5 ₃	(8+16)	
	829	F	455	540	4 ₂		
	830	M	500	600	5 ₃	(5+19)	
	831	F	500	600	6 ₃		
	832	F	455	540	5 ₃	(6+16)	
	833	F	550	660	6 ₃		
	834	F	560	670	6 ₃		
	835	M	510	620	5 ₃	(10+9)	
	836	M	535	645	5 ₃	(6+14)	

Table IV (cont')

Biological information obtained from sockeye samples
collected at the Meziadin Fishway, 1991.

Date	Sample #	Sex	Hypural Length	Nose/Fork Length	Age	Circuli Count
Aug 15	837	M	430	520	4 ₂	
	838	M	535	640	5 ₃	(6+13)
	839	M	505	610	5 ₃	(8+19)
	840	F	510	610	6 ₃	
	841	F	490	585	4 ₂	
	842	F	460	550	5 ₃	(9+10)
	843	M	475	580	4 ₂	
	844	F	500	600	5 ₃	(6+17)
	845	F	510	610	4 ₂	
	846	F	520	620	5 ₃	(8+16)
	847	F	490	590	5 ₃	(8+13)
	848	F	475	570	5 ₃	(8+15)
	849	F	445	530	5 ₃	(8+15)
	850	F	440	530	4 ₂	
	Aug 16	851	F	560	675	5 ₂
852		F	465	560	5 ₃	(5+17)
853		F	470	570	5 ₃	(8+17)
854		F	485	585	5 ₃	(8+13)
855		F	475	570	5 ₃	(6+17)
856		M	495	605	5 ₃	(8+13)
857		F	495	585	5 ₂	
858		M	500	600	4 ₂	
859		F	475	570	4 ₂	
860		F	560	675	5 ₂	
861		M	490	595	5 ₃	(8+14)
862		F	500	605	5 ₃	(8+16)
863		F	610	730	6 ₃	
864		M	410	510	5 ₃	(8+16)
865		F	475	560	5 ₃	(6+18)
866		F	450	545	4 ₂	
867		F	435	535	5 ₃	(6+12)
868		F	490	580	5 ₃	(6+16)
869		F	520	630	5 ₃	(7+13)
870		M	515	625	5 ₃	(6+17)
871		F	495	590	5 ₃	(8+17)
872		F	555	660	5 ₂	
873		F	505	605	4 ₂	
874	M	405	490	4 ₂		
875	M	520	640	5 ₃	(7+18)	
Aug 17	876	M	510	630	4 ₂	
	877	M	505	610	5 ₃	(7+15)
	878	F	520	620	5 ₃	(6+15)
	879	F	515	615	5 ₃	(8+15)
	880	F	460	560	5 ₃	(8+16)

Table IV (cont')

Biological information obtained from sockeye samples
collected at the Meziadin Fishway, 1991.

Date	Sample #	Sex	Hypural Length	Nose/Fork Length	Age	Circuli Count
Aug 17	881	F	550	640	5 ₃	(7+20)
	882	M	510	630	4 ₂	
	883	F	530	630	2M	
	884	F	505	600	4 ₂	
	885	F	480	590	5 ₃	(7+17)
	886	M	390	490	4 ₂	
	887	M	505	615	5 ₃	(7+16)
	888	F	585	705	5 ₂	
	889	M	520	630	4 ₂	
	890	M	515	620	5 ₃	(8+18)
	891	F	465	560	5 ₃	
	892	F	515	625	5 ₃	(7+17)
	893	F	490	595	5 ₃	(8+15)
	894	F	445	535	4 ₂	
	895	F	480	585	4 ₂	
	896	M	465	565	5 ₃	(6+19)
	897	F	450	550	4 ₂	
	898	F	515	620	5 ₃	(6+18)
	899	F	465	560	5 ₃	(5+16)
	Aug 18	900	F	510	610	5 ₃
901		M	580	700	5 ₂	
902		F	560	680	6 ₃	
903		M	560	695	5 ₂	
904		F	455	550	5 ₃	(6+17)
905		M	540	665	6 ₃	
906		F	540	650	5 ₃	(7+16)
907		F	500	605	5 ₃	(7+16)
908		F	475	570	5 ₃	(6+16)
909		F	490	580	5 ₃	(7+16)
910		M	565	680	5 ₂	
911		F	485	585	5 ₃	(8+17)
912		M	505	600	5 ₃	(7+19)
913		F	485	575	4 ₂	
914		F	470	560	4 ₂	
915		M	470	570	5 ₃	(8+15)
916		M	480	590	5 ₃	(7+17)
917		F	525	630	5 ₃	(5+17)
918		M	495	595	5 ₃	(8+15)
919		F	500	600	5 ₃	(9+14)
920		M	525	630	5 ₃	(8+14)
921		F	500	590	4 ₂	
922		F	495	600	5 ₃	(8+15)
923		M	490	600	5 ₃	(7+14)
924		M	480	585	4 ₂	

Table IV (cont')

Biological information obtained from sockeye samples
collected at the Meziadin Fishway, 1991.

Date	Sample #	Sex	Hypural Length	Nose/Fork Length	Age	Circuli Count
Aug 18	925	M	460	555	4 ₂	
Aug 19	926	F	480	590	4 ₂	
	927	M	505	610	5 ₃	(6+15)
	928	F	480	570	4 ₂	
	929	F	490	590	5 ₃	(6+14)
	930	F	500	600	5 ₃	(9+16)
	931	F	460	555	4 ₂	
	932	F	470	560	4 ₂	
	933	M	500	595	5 ₃	(8+14)
	934	M	420	520	4 ₂	
	935	F	515	620	5 ₃	(6+17)
	936	F	475	555	4 ₂	
	937	M	510	610	5 ₂	
	938	M	520	620	4 ₂	
	939	M	450	550	4 ₂	
	940	F	460	560	5 ₃	(9+15)
	941	M	495	605	5 ₃	(9+20)
	942	F	520	620	5 ₂	
	943	F	425	505	4 ₂	
	944	F	450	550	5 ₃	(8+16)
	945	M	495	595	5 ₂	
	946	F	495	585	4 ₂	
	947	M	505	605	4 ₂	
	948	M	480	590	5 ₃	(5+14)
	949	F	480	570	3M	
	950	F	500	600	2M	
Aug 20	951	F	450	550	5 ₃	(5+15)
	952	F	500	600	5 ₃	(5+15)
	953	F	470	560	4 ₂	
	954	F	505	605	5 ₃	(7+15)
	955	M	490	605	5 ₃	(9+17)
	956	M	510	615	5 ₃	(8+12)
	957	M	420	505	2M	
	958	F	555	655	5 ₂	
	959	M	465	580	4 ₂	
	960	M	510	615	5 ₃	(6+18)
	961	M	520	625	4 ₂	
	962	M	505	625	6 ₃	
	963	F	510	605	5 ₃	(7+15)
	964	F	510	605	5 ₃	(7+15)
	965	M	460	570	5 ₃	(7+14)
	966	F	535	635	5 ₃	(7+15)
	967	M	485	585	5 ₃	(5+16)
	968	M	460	580	5 ₃	(7+14)

Table IV (cont')

Biological information obtained from sockeye samples
collected at the Meziadin Fishway, 1991.

Date	Sample #	Sex	Hypural Length	Nose/Fork Length	Age	Circuli Count
Aug 20	969	M	500	600	4 ₂	
	970	F	520	620	5 ₂	
	971	M	500	620	5 ₃	(5+18)
	972	M	515	620	4 ₂	
	973	M	515	615	4 ₂	
	974	F	520	630	5 ₂	
Aug 21	975	F	470	570	5 ₃	(6+19)
	976	F	445	540	4 ₂	
	977	F	510	620	5 ₃	(7+17)
	978	M	440	545	4 ₂	
	979	F	500	600	5 ₃	(7+16)
	980	M	385	480	4 ₂	
	981	F	455	550	5 ₃	(8+17)
	982	F	470	570	4 ₂	
	983	F	470	580	5 ₃	(7+17)
	984	M	435	535	4 ₂	
	985	M	520	630	5 ₃	(6+17)
	986	F	490	590	5 ₂	
	987	F	435	540	4 ₂	
	988	M	535	645	5 ₃	(6+16)
	989	M	455	545	4 ₂	
	990	M	495	610	5 ₃	(9+15)
991	F	480	580	4 ₂		
992	F	495	605	2M		
993	F	470	570	5 ₃	(6+16)	
994	F	510	620	4 ₂		
995	M	505	610	5 ₃	(6+16)	
996	F	520	625	3M		
997	F	510	620	5 ₃	(6+14)	
998	M	545	660	3M		
999	F	450	540	4 ₂		
1000	M	545	660	6 ₃		

Table V

Biological information obtained from sockeye samples
collected at Bonnie Creek, 1991.

Date	Sample #	Sex	Hypural Length (mm)	Nose/Fork Length (mm)	Age	Circuli Count
Sept 10	1	M	526	655	5 ₂	
	2	M	497	638	5 ₂	
	3	M	483	533	5 ₂	
	4	M	508	664	5 ₂	
	5	M	522	677	5 ₂	
	6	M	451	582	4 ₂	
	7	F	407	523	5 ₃	(8+8)
	8	F	437	562	5 ₃	(6+11)
	9	M	539	705	5 ₂	
	10	M	500	657	5 ₂	
	11	M	533	686	5 ₂	
	12	M	518	673	5 ₂	
	13	M	508	668	5 ₂	
	14	M	506	643	5 ₂	
	15	M	483	630	5 ₂	
	16	M	427	541	4 ₂	
	17	M	407	532	5 ₃	(7+8)
	18	M	432	552	5 ₃	
	19	M	508	661	5 ₂	
	20	M	501	656	5 ₂	
	21	M	428	557	5 ₃	(6+10)
	22	M	517	673	5 ₂	
	23	M	518	668	5 ₂	
	24	M	418	548	4 ₂	
	25	M	507	658	RS	
	26	M	437	558	5 ₃	
	27	F	463	582	5 ₂	
	28	F	449	549	5 ₃	
	29	F	426	538	5 ₃	
	30	F	512	637	5 ₂	
	31	F	428	522	5 ₃	(6+12)
	32	F	452	544	5 ₂	
	33	F	466	592	5 ₂	
	34	F	447	552	4 ₂	
	35	F	466	577	5 ₂	
	36	F	473	593	5 ₂	
	37	F	494	612	5 ₂	
	38	F	506	619	5 ₂	
	39	F	507	632	5 ₂	
	40	M	494	640	5 ₂	
	41	M	436	556	5 ₃	(8+6)
	42	M	467	592	5 ₃	
	43	M	503	664	5 ₂	
	44	M	501	661	5 ₂	
	45	M	456	589	5 ₃	

Table V (cont')

Biological information obtained from sockeye samples
collected at Bonnie Creek, 1991.

Date	Sample #	Sex	Hypural Length (mm)	Nose/Fork Length (mm)	Age	Circuli Count
Sept 10	46	M	481	623	5 ₂	
	47	M	512	653	5 ₂	
	48	M	496	643	5 ₂	
	49	M	411	534	5 ₂	
	50	M	501	648	5 ₂	
	51	M	496	634	5 ₂	
	52	M	459	603	5 ₂	
	53	M	434	571	4 ₂	
	54	M	491	624	5 ₂	
	55	M	466	612	5 ₂	
	56	M	477	621	5 ₃	(7+11)
	57	M	406	538	4 ₂	
	58	M	416	543	4 ₂	
	59	M	492	638	5 ₃	(8+12)
	60	M	487	539	5 ₂	
	61	M	511	644	5 ₂	
	62	M	373	478	4 ₂	
	63	M	423	552	4 ₂	
	64	M	502	647	5 ₂	
	65	M	527	683	5 ₂	
	66	M	503	667	5 ₂	
	67	M	422	544	5 ₂	
	68	F	463	584	5 ₂	
	69	F	463	567	5 ₂	
	70	F	433	528	4 ₂	
	71	F	472	600	5 ₂	
	72	F	488	633	5 ₂	
	73	F	477	606	4 ₃	
	74	F	491	608	5 ₂	
	75	F	487	626	5 ₂	
	76	F	501	642	5 ₂	
	77	F	427	531	5 ₂	
	78	F	448	544	5 ₂	
	79	F	406	497	4 ₂	
	80	F	476	600	5 ₂	
	81	F	481	600	5 ₂	
	82	F	465	571	5 ₃	
	83	F	432	532	5 ₂	
	84	F	438	547	5 ₃	
	85	M	457	593	5 ₂	
	86	M	472	616	5 ₂	
	87	M	426	563	5 ₃	(7+11)
	88	M	482	639	5 ₂	
	89	M	496	634	5 ₂	
	90	M	413	537	5 ₃	

Table V (cont')

Biological information obtained from sockeye samples
collected at Bonnie Creek, 1991.

Date	Sample #	Sex	Hypural Length (mm)	Nose/Fork Length (mm)	Age	Circuli Count
Sept 10	91	M	414	533	42	
	92	M	473	677	52	
	93	F	417	526	42	
	94	F	473	593	52	
	95	F	452	553	52	
	96	F	462	581	52	
	97	F	464	583	52	
	98	F	456	561	63	
	99	F	473	588	52	
	100	F	456	557	52	

Table VI

Biological information obtained from sockeye samples collected at Bowser Lake, 1991.

Date	Sample #	Sex	Hypural Length (mm)	Nose/Fork Length (mm)	Age	Circuli Count
Sept 10	1	F	436	548	5 ₃	(6+9)
	2	M	421	526	4 ₂	
	3	M	441	557	4 ₂	
	4	M	472	608	5 ₂	
	5	M	501	640	5 ₂	
	6	M	523	638	6 ₃	
	7	F	441	551	5 ₃	(7+9)
	8	M	457	568	5 ₃	(7+10)
	9	M	442	548	4 ₂	
	10	M	497	612	6 ₃	
	11	M	469	596	6 ₃	
	12	M	482	617	5 ₂	
	13	M	473	610	5 ₂	
	14	M	482	603	6 ₃	
	15	M	474	606	6 ₃	
	16	M	478	605	5 ₂	
	17	F	443	548	4 ₂	
	18	M	493	610	6 ₃	
	19	F	521	655	RG	
	20	M	492	618	5 ₂	
	21	F	461	590	6 ₃	
	22	F	501	632	6 ₃	
	23	M	423	532	4 ₂	
	24	M	422	520	5 ₃	
	25	M	484	617	6 ₃	
	26	F	446	556	5 ₃	(5+8)
	27	F	426	533	5 ₃	(7+10)
	28	M	477	600	5 ₂	
	29	F	483	592	6 ₃	
	30	F	537	659	6 ₃	
	31	F	500	634	5 ₂	
	32	F	483	618	5 ₂	
	33	M	513	662	6 ₃	
	34	M	507	656	6 ₃	
	35	F	482	612	5 ₃	(6+8)
	36	F	417	524	4 ₂	
	37	F	476	618	-2	
	38	M	509	668	5 ₂	
	39	F	483	632	5 ₂	
	40	M	541	676	6 ₃	
	41	F	394	506	4 ₂	
	42	M	422	536	5 ₃	(5+11)
	43	F	456	579	4 ₂	
	44	M	476	522	5 ₃	(5+12)
	45	M	474	624	5 ₂	

Table VI (cont')

Biological information obtained from sockeye samples
collected at Bowser Lake, 1991.

Date	Sample #	Sex	Hypural Length (mm)	Nose/Fork Length (mm)	Age	Circuli Count	
Sept 10	46	M	456	584	5 ₃	(6+11)	
	47	M	512	653	6 ₃		
	48	M	517	678	6 ₃		
	49	M	508	651	6 ₃		
	50	M	473	600	2M		
Sept 11	51	M	446	569	5 ₃	(6+9)	
	52	M	491	631	5 ₂		
	53	M	443	544	4 ₂		
	54	M	501	632	6 ₃		
	55	F	447	572	4 ₂		
	56	M	473	633	4 ₂		
	57	M	441	574	4 ₂		
	58	M	507	655	6 ₃		
	59	M	477	610	6 ₃		
	60	M	418	546	4 ₂		
	61	M	506	678	5 ₂		
	62	M	523	691	6 ₃		
	63	M	359	456	5 ₃		(5+9)
	64	M	543	673	6 ₃		
	65	M	500	636	5 ₂		
	66	M	441	571	5 ₃		(4+9)
	67	M	395	494	4 ₂		
	68	M	451	579	5 ₃		(4+10)
	69	M	423	551	5 ₃		
	70	M	385	487	5 ₃		(4+11)
	71	M	467	607	5 ₂		
	72	M	377	483	4 ₂		
	73	M	496	638	6 ₃		
	74	M	476	616	4 ₂		
	75	M	530	710	6 ₃		
	76	M	400	500	5 ₃		(6+7)
	77	M	490	640	6 ₃		
	78	M	510	660	6 ₃		
	79	M	470	600	6 ₃		
	80	M	465	585	4 ₂		
	81	M	480	620	4 ₂		
	82	M	450	580	4 ₂		
	83	M	445	555	5 ₃		(5+8)
	84	M	480	620	5 ₂		
85	M	460	590	5 ₃	(4+9)		
86	M	510	670	6 ₃			
87	M	440	560	4 ₂			
88	M	500	650	5 ₂			
89	M	510	670	6 ₃			
90	M	460	570	5 ₃	(5+11)		

Table VI (cont')

Biological information obtained from sockeye samples
collected at Bowser Lake, 1991.

Date	Sample #	Sex	Hypural Length (mm)	Nose/Fork Length (mm)	Age	Circuli Count
Sept 11	91	M	450	570	4 ₂	
	92	M	510	650	5 ₂	
	93	M	510	630	5 ₂	
	94	M	450	595	5 ₃	(5+10)
	95	M	540	675	6 ₃	
	96	M	495	640	5 ₂	
	97	M	485	635	5 ₃	
	98	M	525	680	6 ₃	
	99	M	530	660	5 ₂	
	100	M	485	610	5 ₂	
	101	M	500	635	5 ₂	
	102	M	500	630	6 ₃	
	103	M	515	650	5 ₃	(6+7)
	104	M	545	700	6 ₃	
	105	M	460	585	RG	
	106	M	550	640	S ₂	
	107	M	400	510	S ₃	
	108	M	465	585	5 ₃	(4+12)
	109	M	400	510	S ₃	
	110	M	440	570	4 ₂	
	111	M	470	600	S ₂	
	112	F	485	610	3M	
	113	F	445	530	5 ₃	(4+12)
	114	F	495	600	S ₂	
	115	F	500	620	5 ₂	
	116	F	540	650	6 ₃	
	117	F	510	620	4 ₂	
	118	F	500	610	5 ₂	
	119	F	450	540	5 ₃	(6+11)
	120	F	540	685	6 ₃	
	121	F	500	610	5 ₂	
	122	F	455	570	3M	
	123	F	480	580	6 ₃	
	124	F	385	480	4 ₂	
	125	F	485	600	6 ₃	
126	F	500	610	6 ₃		
127	F	500	615	5 ₂		
128	F	465	540	RG		
129	F	445	530	2M		
130	F	515	610	6 ₃		
131	F	510	620	RG		
132	F	440	540	5 ₃	(5+9)	
133	F	480	589	6 ₃		
134	F	370	470	4 ₂		
135	F	365	455	2M		

Table VI (cont')

Biological information obtained from sockeye samples
collected at Bowser Lake, 1991.

Date	Sample #	Sex	Hypural Length (mm)	Nose/Fork Length (mm)	Age	Circuli Count
Sept 11	136	F	420	510	RG	
	137	F	480	580	5 ₃	(7+9)
	138	F	450	540	5 ₃	(6+8)
	139	F	470	580	6 ₃	
	140	F	500	610	5 ₂	
	141	F	395	470	5 ₃	(5+7)
	142	F	530	645	6 ₃	
	143	F	510	610	6 ₃	
	144	F	510	610	5 ₂	
	145	F	400	485	4 ₂	
	146	F	450	525	4 ₂	
	147	F	480	585	6 ₃	
	148	F	520	625	5 ₂	
	149	F	530	630	3M	
	150	F	510	625	3M	
	151	F	525	640	5 ₂	
	152	F	510	630	6 ₃	
	153	F	460	570	5 ₃	
	154	F	435	535	4 ₂	
	155	F	435	540	5 ₂	
	156	M	500	620	6 ₃	
	157	M	500	630	6 ₃	
	158	M	450	570	5 ₂	
	159	M	450	560	4 ₂	
	160	M	450	580	5 ₃	
	161	M	500	630	5 ₂	
	162	M	465	600	5 ₃	(6+13)
	163	M	480	600	5 ₂	
	164	M	475	595	6 ₃	
	165	M	500	630	5 ₃	(5+8)
	166	M	500	655	6 ₃	
	167	M	545	695	5 ₃	
	168	M	445	575	5 ₃	(6+9)
	169	M	515	655	5 ₂	
	170	M	500	640	5 ₂	
	171	M	480	600	5 ₃	(4+9)
172	M	550	680	5 ₂		
173	M	525	655	5 ₂		
174	M	515	635	5 ₂		
175	M	460	580	5 ₃	(6+12)	
176	M	540	680	6 ₃		
177	M	450	570	5 ₃		
178	M	525	680	5 ₃		
179	M	510	635	5 ₂		
180	M	500	640	6 ₃		

Table VI (cont')

Biological information obtained from sockeye samples
collected at Bowser Lake, 1991.

Date	Sample #	Sex	Hypural Length (mm)	Nose/Fork Length (mm)	Age	Circuli Count
Sept 11	181	M	495	645	63	
	182	M	500	650	42	
	183	M	360	455	W	
	184	M	470	590	42	

Table VII

Biological information obtained from sockeye samples
collected at Damdochax Lake, 1991.

Date	Sample #	Sex	Hypural Length (mm)	Nose/Fork Length (mm)	Age	Circuli Count
Sept 9	1	M	445	580	4 ₂	
	2	M	490	620	5 ₂	
	3	M	435	540	4 ₂	
	4	M	445	570	4 ₂	
	5	M	460	600	4 ₂	
	6	M	515	680	5 ₂	
	7	M	520	660	5 ₂	
	8	M	425	550	4 ₂	
	9	F	415	560	4 ₂	
	10	F	465	580	4 ₂	
	11	F	505	615	5 ₂	
	12	F	440	545	4 ₂	
	13	M	455	585	4 ₂	
	14	M	500	660	5 ₂	
	15	M	430	555	4 ₂	
	16	M	510	650	5 ₂	
	17	M	505	670	5 ₂	
	18	M	470	615	4 ₂	
	19	M	450	575	4 ₂	
	20	M	440	560	4 ₂	
	21	M	510	650	6 ₃	
	22	M	500	645	5 ₂	
	23	M	515	670	4 ₂	
	24	M	450	565	3M	
	25	M	520	655	5 ₂	
	26	M	400	515	4 ₂	
	27	F	440	585	4 ₂	
	28	F	510	645	W	
	29	F	460	580	S ₂	
	30	M	440	550	RG	
	31	M	410	505	RG	
	32	M	410	510	4 ₂	
	33	M	450	550	2M	
	34	M	470	585	5 ₂	
	35	M	475	575	4 ₂	
	36	M	465	575	4 ₂	
Sept 10	37	M	500	645	S ₂	
	38	F	490	630	5 ₂	
	39	F	500	640	3m	
	40	F	515	665	3m	
	41	F	490	650	5 ₂	
	42	F	420	540	5 ₂	
	43	F	485	630	5 ₂	
	44	F	520	660	5 ₂	
	45	F	470	600	4 ₂	

Table VII (cont')

Biological information obtained from sockeye samples
collected at Damdochax Lake, 1991.

Date	Sample #	Sex	Hypural Length (mm)	Nose/Fork Length (mm)	Age	Circuli Count
Sept 10	46	F	515	665	RG	
	47	F	450	555	W	
	48	F	410	510	W	
	49	F	435	540	2M	
	50	F	465	570	4 ₂	
	51	F	420	520	4 ₂	
	52	F	490	625	5 ₂	
	53	F	500	625	5 ₂	
	54	F	485	590	4 ₂	
	55	F	470	580	5 ₂	
	56	F	460	575	5 ₂	
	57	F	460	565	4 ₂	
	58	F	480	590	6 ₃	
	59	F	490	600	5 ₂	
	60	F	490	610	6 ₃	
	61	F	485	620	5 ₂	
	62	F	400	500	4 ₂	
	63	F	435	535	4 ₂	
	64	F	455	555	4 ₂	
	65	F	430	530	4 ₂	
	66	F	465	575	4 ₂	
	67	F	480	600	5 ₂	
	68	F	450	550	4 ₂	
	69	F	465	570	4 ₂	
	70	F	505	620	5 ₂	
	71	F	455	565	4 ₂	
	72	F	450	550	4 ₂	
	73	M	460	585	4 ₂	
	74	M	510	640	5 ₂	
	75	M	405	520	4 ₂	
	76	M	435	565	4 ₂	
	77	M	510	645	6 ₃	
	78	M	510	645	5 ₂	
	79	M	540	680	5 ₂	
	80	M	515	660	5 ₂	
	81	M	510	675	5 ₂	
	82	M	455	590	4 ₂	
	83	M	505	650	5 ₂	
	84	M	525	670	5 ₂	
	85	M	475	600	4 ₂	
	86	M	445	565	4 ₂	
	87	M	415	530	4 ₂	
	88	M	490	640	5 ₂	
	89	M	440	565	4 ₂	
	90	M	480	615	4 ₂	

Table VII (cont')

Biological information obtained from sockeye samples
collected at Damdochax Lake, 1991.

Date	Sample #	Sex	Hypural Length (mm)	Nose/Fork Length (mm)	Age	Circuli Count
Sept 10	91	M	460	595	4 ₂	
	92	M	465	605	5 ₂	
	93	M	470	620	4 ₂	
	94	M	455	600	4 ₂	
	95	M	535	690	5 ₂	
	96	F	490	610	5 ₂	
	97	F	410	505	4 ₂	
	98	F	470	585	5 ₂	
	99	F	460	585	4 ₂	
	100	F	490	595	6 ₃	
	101	F	445	525	5 ₂	
	102	F	490	595	5 ₂	
	103	F	445	545	5 ₂	
	104	F	450	555	5 ₂	
	105	F	460	570	5 ₂	
	106	F	495	625	5 ₂	
	107	F	490	605	5 ₂	
	108	F	480	605	5 ₂	
	109	F	485	605	5 ₂	
	110	F	515	645	5 ₂	
	111	F	485	600	5 ₂	
	112	M	520	665	5 ₂	
	113	F	415	510	5 ₂	
	114	F	410	505	5 ₂	
115	F	445	550	5 ₂		
116	F	455	565	5 ₂		
117	F	450	570	5 ₂		
118	F	420	525	5 ₂		
119	F	465	575	5 ₂		
120	F	505	620	5 ₂		
121	F	485	600	5 ₂		
122	F	490	620	5 ₂		
123	F	445	555	5 ₂		
124	F	420	525	5 ₂		

Table VIII

Age composition information for sockeye salmon from Bonnie Creek, Damdochax and Bowser Lake's, and the Meziadin Fishway in 1991.

Date	Sex	4 ₂		4 ₃		5 ₂		5 ₃		6 ₃		Total
		#	%	#	%	#	%	#	%	#	%	
Bonnie Creek												
Sept 10	M	10	17.2			37	63.8	11	19			58
	F	4	10	1	2.5	27	67.5	7	17.5	1	2.5	40
Bowser Lake												
Sept 11	M	21	20			25	23.5	24	22.6	36	33.9	106
	F	12	24.5			10	20.4	11	22.5	16	32.6	49
Damdochax Lake												
Sept 9	M	27	55.1			20	40.8			2	4.1	49
	F	20	32.3			39	62.9			3	4.8	62
Meziadin												
	M	151	41.4	1	0.3	43	11.8	133	36.4	37	10.1	365
	F	273	49.8			37	6.7	214	39.1	24	4.4	548

Note: Any discrepancy in the percentages are due to rounding error.

Table IX

Average length information for sockeye salmon sampled at Bonnie Creek, Damdochax and Bowser Lake's and the Meziadin Fishway, 1991.

Date	Sex	4 ₂		4 ₃		5 ₂		5 ₃		6 ₃	
		H.P	N/F	H.P	N/F	H.P	N/F	H.P	N/F	H.P	N/F
Bonnie Creek											
Sept 10	M	417	542								
	F	425	525	477	606	472	589	435	544	456	561
Bowser Lake											
Sept 11	M	445	568			495	631	448	567	505	646
	F	431	538			503	620	444	545	501	615
Damdochax Lake											
Sept 9	M	448	575			507	652			510	647
	F	446	556			471	588			486	598
Meziadin											
	M	473	577	375	480	534	652	492	598	538	656
	F	469	565			517	625	478	576	517	625

Note: H.P indicates the hypural to post-orbital length in millimeters.
N/F indicates the nose/fork length in millimeters.

Acknowledgements

The author would like to thank Dwyane McInnis for his efforts at the Meziadin Fishway. The successful completion of the program hinged on his dedication and perseverance to the project.

Many thanks to Lou Debuc (Lakes District Air Service) for the excellent service during the Upper Nass Survey.

Special thanks to Bea Lapp for her assistance in the final preparations of this report.

References

Dickson, F. V. and Todd I. S. Nass River Sockeye Salmon
A review of the commercial fishery and a summary of the
biological programs. Department of Fisheries, Canada. 73.

Southgate, D.R., M.J. Jakubowski, V.L. Craig, and A.L. Jantz,
1989. Review of the Meziadin River fishway biological program
for 1987 and 1988.
Can. Data Rep. Fish. Aquat. Sci. 739: + 79 p.