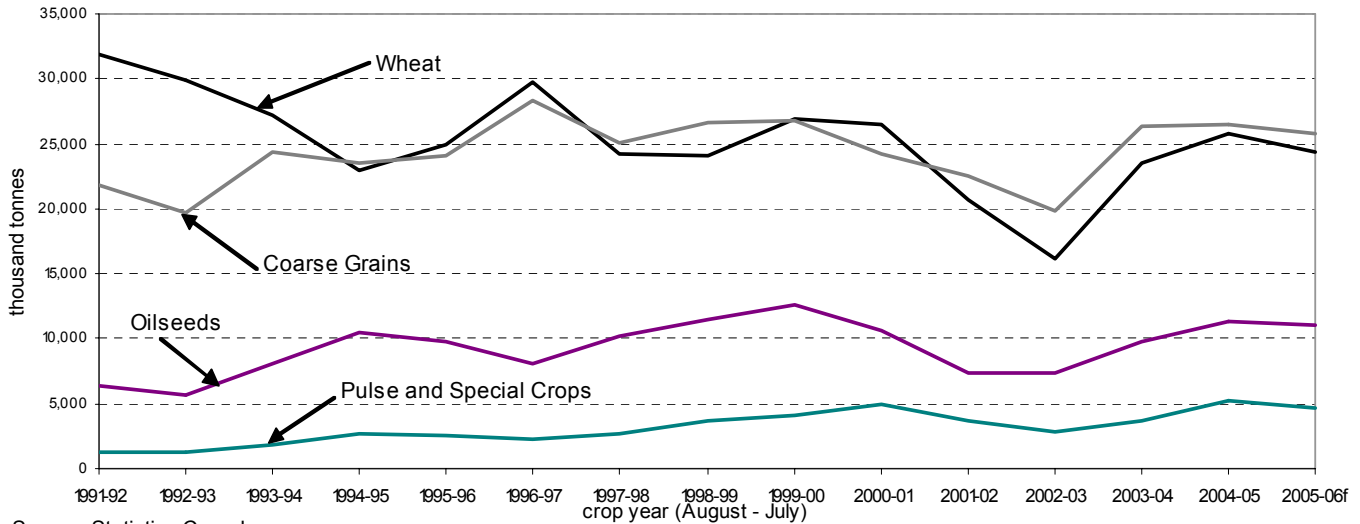


## CANADA: GRAINS, OILSEEDS, AND PULSE AND SPECIAL CROPS PRODUCTION



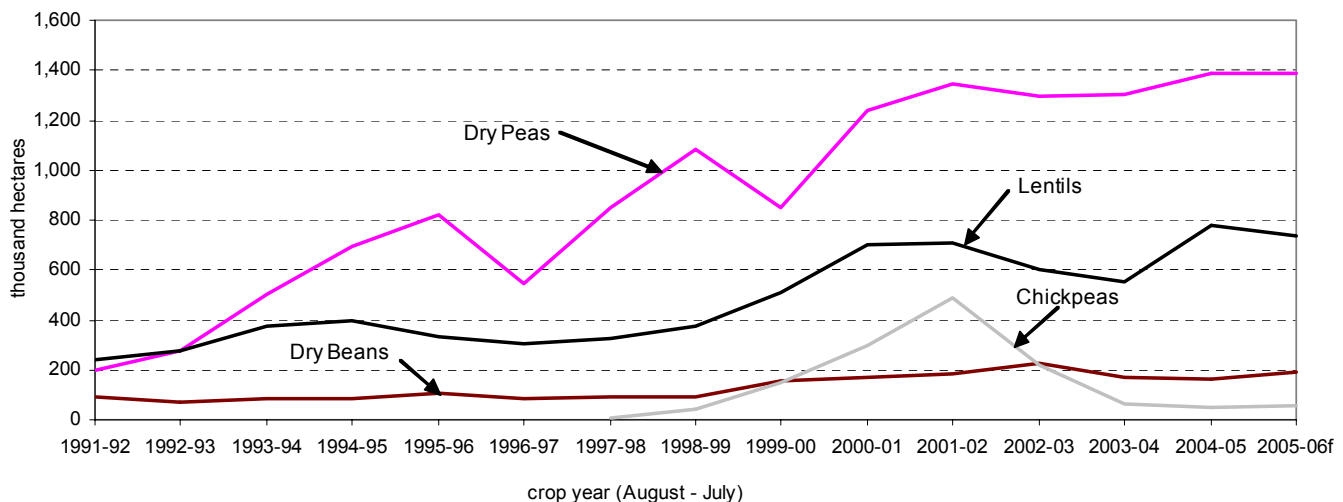
Source: Statistics Canada  
f: AAFC forecast, January 2005

## CANADA: PRODUCTION AND VALUE OF EXPORTS - MAJOR PULSE AND SPECIAL CROPS

	Dry Peas	Lentils	Dry Beans	Chickpeas	Mustard Seed	Canary Seed	Sunflower Seed	Buckwheat	Total	Value of Exports* M\$
	thousand tonnes									
1991-92	410	343	136		121	100	134	23	1,267	317
1992-93	505	349	73		133	124	65	11	1,260	346
1993-94	970	349	131		216	128	79	8	1,881	473
1994-95	1,441	450	171		319	240	117	12	2,750	661
1995-96	1,455	432	203	1	244	155	66	21	2,577	781
1996-97	1,169	403	133	4	231	285	55	22	2,302	690
1997-98	1,747	379	164	15	243	115	65	17	2,745	782
1998-99	2,337	480	189	53	239	235	112	15	3,660	955
1999-00	2,252	724	294	197	306	166	122	13	4,074	1,011
2000-01	2,864	914	268	388	202	171	119	14	4,940	1,152
2001-02	2,023	566	298	455	105	114	104	16	3,681	1,145
2002-03	1,365	354	414	156	154	176	157	12	2,788	916
2003-04	2,124	520	356	68	226	226	150	10	3,680	1,021
2004-05	3,338	961	220	51	305	300	54	5	5,234	1,050f
2005-06f	2,875	840	340	60	185	245	140	9	4,694	1,100f

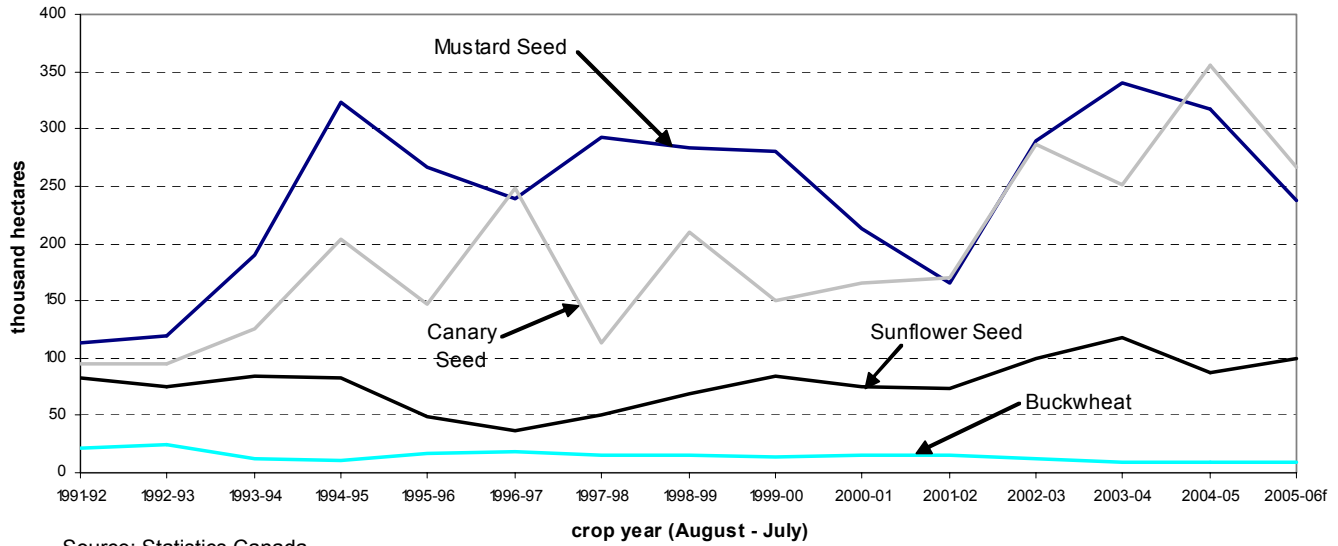
f: AAFC forecast, January 2005  
Source: Statistics Canada

## CANADA: PULSE CROPS SEEDING AREA



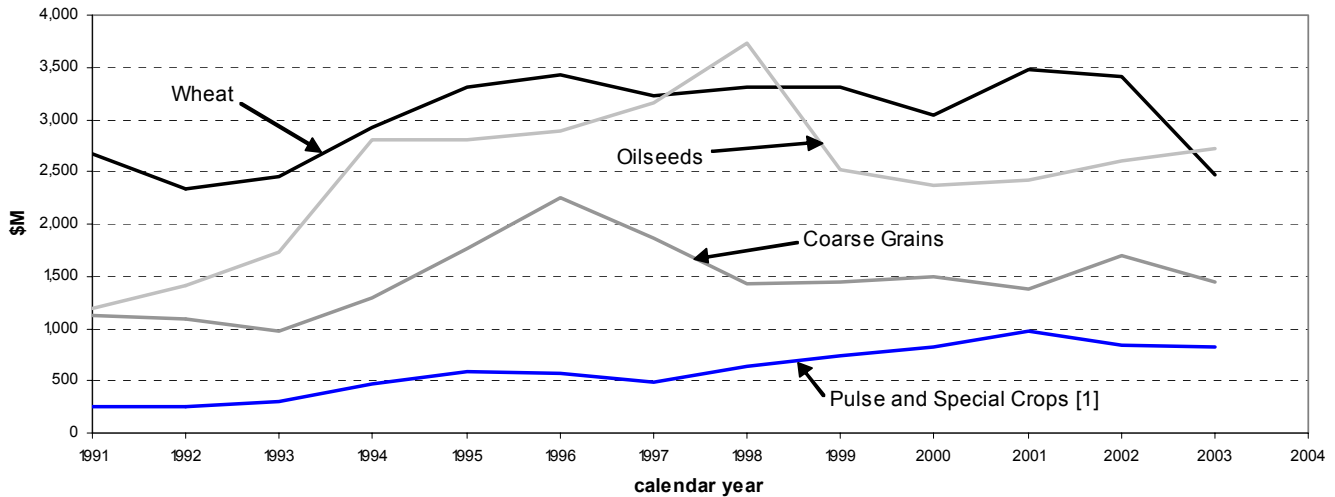
Source: Statistics Canada  
f: AAFC forecast, January 2005

### CANADA: SPECIAL CROPS SEEDED AREA



Source: Statistics Canada  
f: AAFC forecast, January 2005

### CANADA: FARM CASH RECEIPTS



[1]: dry peas, lentils, dry beans, chickpeas, mustard seed, canary seed, sunflower seed  
Source: AAFC forecast, January 2005

### CANADA: PULSE AND SPECIAL CROPS SEEDED AREA DISTRIBUTION BY PROVINCE IN 2004-2005

	British Columbia	Alberta	Saskatchewan	Manitoba	Ontario	Quebec	Atlantic Provinces
.....percent.....							
Dry Peas	*	20	75	4	*	*	*
Lentils		1	99	*			
Dry Beans		12	2	50	31	5	*
Chickpeas		13	87				
Mustard Seed		17	82	1	*		
Canary Seed		1	96	3			
Sunflower Seed	*	2	18	79	*	*	*
Buckwheat	*	*	1	73	21	5	*

\*minor area

Source: Statistics Canada and AAFC

### CANADA: PULSE AND SPECIAL CROPS PRODUCTION AND EXPORTS SHARE OF WORLD

	Approximate Canadian Share of World	
	Production	Exports
2004-05 crop year	.....percent.....	
Canary Seed	88	90
Mustard Seed	10	60
Dry Peas	27	60
Lentils	25	55
Dry Beans	1	8
Buckwheat	*	5
Chickpeas	*	4
Sunflower Seed	*	2

\* less than 1%

Source: AAFC forecast, January 2005