

UTAH-CANADA

AGRICULTURAL TRADE = \$331 MILLION IN 2010

Let's keep a good thing growing!













UTAH EXPORTED \$110 MILLION TO CANADA IN 2010, INCLUDING:

- \$45M in food preparations
- \$21M in flavored water
- \$10M non-alcohol beverages
- \$7M in pasta
- \$4M in animal feed

UTAH IMPORTED \$221 MILLION FROM CANADA, INCLUDING:

- \$140M in cattle
- \$12M in pork
- \$10M in sugars
- \$6M in beef
- \$6M in breads and pastries

UTAH'S TOP AGRICULTURAL EXPORT MARKETS

| | | |
|---|---|---------------|
|  |  | Canada: 16% |
|  |  | Japan: 13% |
|  |  | Hong Kong: 9% |
|  |  | Mexico: 9% |
|  |  | China: 6% |

BILATERAL TRADE SUPPORTS INCREASED SECTOR SPECIALIZATION AND EFFICIENCIES

Utah and Canada both have strong wheat industries that benefit from our bilateral trading relationship. Trade enables us to play to our strengths, promoting specialization and increased efficiencies. This is demonstrated by Utah's exports of pasta to Canada and its imports of Canadian breads and pastries. Trade also allows Utah's goods to make their way to Canadian markets, where they are in high demand. Since 2008, Canada has purchased nearly 18% of Utah's exported agricultural commodities, making Canada an important factor in the state's agricultural success.

TRADE WITH CANADA = JOBS IN UTAH

- Approximately 74,000 jobs (or 1 in 17 people employed) depend on overall trade with Canada.

All figures are in U.S. dollars (based on 2010 data).
U.S. export figures to Canada do not include re-export values.
Data source: Statistics Canada, June 2011

www.agr.gc.ca/usadvocacy
Inquiries: Americas@agr.gc.ca

© Her Majesty the Queen in Right of Canada, represented by the
Minister of Agriculture and Agri-Food Canada (2011).
AAFC No. 11556E



Agriculture and
Agri-Food Canada

Agriculture et
Agroalimentaire Canada

Canada