



Aboriginal Affairs and
Northern Development Canada

Affaires autochtones et
Développement du Nord Canada

National First Nations Consolidated Infrastructure Investment Report

2013-2014



Canada 

For information regarding reproduction rights, please contact:
Public Enquiries Contact Centre
Aboriginal Affairs and Northern Development Canada
Infopubs@aadnc-aandc.gc.ca

www.aandc.gc.ca	English Version (Format: PDF)
	1-800-567-9604
	QS-6374-000-EE-A1
TTY: 1-866-553-0554	Catalogue: R1-65E-PDF
	ISSN: 2369-5641

©Her Majesty the Queen in Right of Canada, represented by the
Minister of Aboriginal Affairs and Northern Development, 2015

Cette publication est également disponible en français sous le titre: Rapport national consolidé sur les
investissements dans les infrastructures des Premières Nations 2013-2014.

Contents

1. INTRODUCTION.....	5
2. PROGRAM	5
Program Overview.....	5
Program Planning.....	5
Program Delivery.....	6
Program Oversight	6
Life Cycle of Funded Assets	7
Performance Measurement	7
3. FUNDING	8
Funding Allocations	8
Eligible Initiatives and Projects	8
Capital Facilities and Maintenance Program at a Glance 2013-2014.....	9
Investment Highlights	11
4. WATER & WASTEWATER	12
Sub-Category Description.....	12
Oversight.....	13
Water & Wastewater at a Glance 2013-2014.....	15
Investment Highlights	17
Looking Forward.....	21
5. EDUCATION FACILITIES	22
Sub-Category Description.....	22
Oversight.....	22
Education at a Glance 2013-2014	22
Investment Highlights	24
Looking Forward.....	25
6. HOUSING	26
Sub-Category Description.....	26
Oversight.....	26
Housing at a Glance 2013-2014	26
Investment Highlights	28
Looking Forward.....	29
7. OTHER COMMUNITY INFRASTRUCTURE	30

Sub-Category Description.....	30
Other Community Infrastructure at a Glance 2013-2014.....	31
Investment Highlights	33
Looking Forward.....	35
8. CONCLUSION – LONG-TERM INITIATIVES.....	35
ANNEX A: 372 Water & Wastewater Projects (April 1, 2013 to March 31, 2014).....	37
ANNEX B: 99 - School Projects (April 1, 2013 to March 31, 2014)	67
ANNEX C: 232 Housing Projects (April 1, 2013 to March 31, 2014).....	74
ANNEX D: 289 Other Community Infrastructure Projects (April 1, 2013 to March 31, 2014)	88
ANNEX E: Glossary of Acronyms and Terms.....	107

1. INTRODUCTION

Aboriginal Affairs and Northern Development Canada (AANDC) works with First Nation governments to support affordable and adequate housing, clean drinking water, modern and safe educational facilities, and other community infrastructure assets, such as roads and connectivity systems. These projects are essential to healthy, safe, and prosperous First Nation communities.

The First Nations Consolidated Infrastructure Investment Report encompasses the reporting period from April 1, 2013 to March 31, 2014. The information is presented as an annual report to align with the Annual Performance Inspection cycle, the Annual Asset Condition Reporting cycle, and the annual Data Collection Instrument cycle.

Overall, between April 1, 2013 and March 31, 2014, AANDC invested approximately \$1 billion in First Nations infrastructure, which was provided through AANDC's Capital Facilities and Maintenance Program.

This report follows the organization of AANDC's Program Alignment Architecture, breaking down the program by asset categories under four sub-programs.

- 3.4.1 – Water and Wastewater
- 3.4.2 – Education Facilities
- 3.4.3 – Housing
- 3.4.4 – Other Community Infrastructure

2. PROGRAM

Program Overview

The purpose of the Capital Facilities and Maintenance Program is to provide financial support and advice to First Nations in acquiring, constructing, operating and maintaining community infrastructure at standards comparable to neighbouring communities. The program makes investments to maximize the life cycle of physical assets, mitigate health and safety risks, ensure assets meet applicable codes and standards, and ensure assets are managed in a cost-effective and efficient manner.

The Capital Facilities and Maintenance Program provides funding for housing and community infrastructure, including water and wastewater systems, education facilities, roads and bridges, electrification, and community buildings, as well as funding for capacity building, including water and wastewater system operators training and fire protection awareness.

Program Planning

Under the Management Control Framework for the Capital Facilities and Maintenance Program, AANDC uses [First Nation Infrastructure Investment Plans](#) for capital planning. This process aims to improve resource management and increase accountability through better capital planning. An effective process depends on:

- nationally consistent planning practices, such as using a standardized Regional First Nation Infrastructure Investment Plan template;
- using the best-available information to create plans and then to update them to reflect the current situation;
- submission of community plans to their respective regions, followed by submission of regional plans to HQ, as per established timelines; and
- plans that are balanced with community and regional allocations.

The FNIIP planning process reflects the existing approval authorities and roles and responsibilities set out in the Management Control Framework. It is designed around three linked plans that feed into each other:

- a community level plan, detailing infrastructure needs;
- a regional plan, planning out program investments; and
- a national plan, that provides a strategic overview of First Nations infrastructure needs and Capital Facilities and Maintenance Program investments.

Program Delivery

Contributions to eligible recipients under the Capital Facilities and Maintenance Program provides financial assistance to plan, construct and/or acquire, and operate and maintain community capital facilities and services (infrastructure, including schools) and housing (residential) consistent with approved policies and standards. This assistance is provided to First Nations on reserves, as well as First Nations and other eligible recipients on Crown land or recognized Indian land.

The Department's Regional Offices work in collaboration with First Nations to establish and prioritize their community First Nation Infrastructure Investment Plan according to the Capital Facilities and Maintenance Program's National Priority Ranking Framework. The highest priority is assigned to those projects which mitigate the most urgent health and safety risks. Protection of assets through adequate operation and maintenance is also important to mitigating health and safety concerns and ensuring that existing and new assets reach their full life cycle.

AANDC's policies and procedures relating to the Capital Facilities and Maintenance Program are set out in a number of frameworks. These policies are mainly in the department's Level of Service Standards, as well as the protocols for drinking water and wastewater systems, and the school space accommodation standards. The Department's policy, as stated in the Level of Service Standards, is to support and assist First Nations in providing basic community services comparable to the levels of services that would generally be available in non-First Nations communities of similar size and circumstances.

Program Oversight

AANDC provides funding support to First Nations to pay for operations and maintenance during the service life of their assets. AANDC tracks the ongoing condition of these assets through different mechanisms. For water and wastewater systems, AANDC tracks the systems' risk level through Annual Performance Inspections. For education facilities and other community

infrastructure, including water and wastewater systems, AANDC tracks their ongoing condition through inspections that are carried out at least once every three years with the Asset Condition Reporting Systems. First Nations report on the adequacy of their housing on an annual basis with the use of a Data Collection Instrument.

Life Cycle of Funded Assets

AANDC promotes a life cycle approach for infrastructure assets starting with the use of full life-cycle costing when approving capital construction projects. This type of analysis allows for the consideration of all the associated costs (e.g. for design, construction, operation and maintenance, insurance, and major renovations) of the proposed infrastructure throughout its entire life cycle. This information is used to make comparisons between proposed options (e.g. building an expensive installation with low operating and maintenance costs versus a less-expensive facility with higher operating and maintenance costs) to determine the most cost-effective option in the short-, medium-, and long-term. This exercise is also useful in determining the funding levels required from the First Nation in future years for the operation and maintenance of the proposed infrastructure.

During an asset's service life, AANDC provides funding support to First Nations to help pay for the operation and maintenance costs of funded infrastructure assets. AANDC also encourages good asset management practices by recommending that First Nations implement Maintenance Management Plans for major capital assets. To help First Nations achieve longer term use of existing assets, AANDC funds inspections of some community assets, such as schools and water and wastewater systems. Currently, the performance of water and wastewater systems is assessed annually¹ while the condition of schools and other asset classes, including water and wastewater systems, is inspected on a three year cycle at a minimum.

As part of its efforts to encourage good asset management, AANDC funds an on-site training and mentoring program for water and wastewater system operators in First Nation communities called the Circuit Rider Training Program. This program has helped improve the capacity levels of the water and wastewater systems operators and the operation of systems, as well as helping First Nations benefit from the full service life of these assets.

Performance Measurement

In 2013-2014, performance for the Capital Facilities and Maintenance Program is measured in accordance with the program's 2009 Performance Measurement Strategy. The program has 21 Key Performance Indicators with targets set until 2016. The Performance Measurement Strategy was renewed in April 2014 with 20 Key Performance Indicators with targets set until 2019. Performance results are reported in the Departmental Performance Report as well as in the Federal Sustainable Development Strategy for water and wastewater system risk.

¹ Information on First Nations Water and Wastewater annual inspections is available in the [Water and Wastewater Infrastructure Reports](#).

3. FUNDING

Funding Allocations

AANDC allocates funding for the construction and the maintenance of community infrastructure to First Nations at regional level through formula and/or proposal based project funding. The Capital Facilities and Maintenance Program budget is divided into:

Formula-based funding, which includes:

- *Operations and Maintenance*²: for the operation and maintenance of existing community infrastructure assets. The level of funding provided to the First Nation varies from 20 per cent to 100 per cent depending on the type of asset.
- *Minor Capital Formula*³: for housing and for acquisition, construction, renovation, or repair projects valued below \$1.5 million.

Proposal-based funding, which includes:

- *Minor Capital*: for housing and for acquisition, construction, renovation, or repair projects valued below \$1.5 million.
- *Major Capital*: for specific construction, acquisition, renovation, or significant repair projects valued above \$1.5 million.

Major capital projects are funded primarily by targeted initiatives such as: funding announced by the Government of Canada for education facilities as part of the [Economic Action Plan 2012](#), the continuation of the First Nation Infrastructure Fund announced in [Economic Action Plan 2013](#), the extension of the First Nations Water and Wastewater Action Plan, the \$500 million over seven years for Education Facilities and the \$40 million over five years for Disaster Mitigation, each announced in [Economic Action Plan 2014](#).

Eligible Initiatives and Projects

Eligible initiatives and projects are those that assist First Nations in acquiring, constructing, and operating and maintaining housing and community infrastructure including water and wastewater systems, schools, roads and bridges, electrification, and community buildings; to sustain community infrastructure including solid waste management; energy systems; local roads and bridges; connectivity; and planning and skills development or to hold activities to raise the level of fire protection awareness. The Capital Facilities and Maintenance Program's [Terms and Conditions](#) provide further details on what supports are provided to eligible recipients.

² Allocated at regional level based on a formula that estimates the cost of operating and maintaining assets.

³ Established by using a formula that considers multiple variables such as: population, geographic remoteness, and actual costs of operating and maintenance of assets. The formula and allocation methodology varies among regions. In all cases these funds are allocated directly to the First Nations giving them discretion on how they apply the funds to meet their infrastructure and housing needs.

Capital Facilities and Maintenance Program at Glance 2013-2014

Table 3.1: 2013-2014 Actual Expenditures – All Assets+

A-Base Allocations to Eligible Recipients (Vote 10)	
Capital	\$414,406,197
Operations and Maintenance	\$368,425,431
Total A-Base	\$782,831,628
Targeted Allocations to Eligible Recipients (Vote 10)	
First Nations Water and Wastewater Action Plan	\$147,271,856
Fuel Tanks	\$21,834,576
First Nation Infrastructure Fund	\$3,026,983
Gas Tax Fund - Schools	\$3,000,000
Budget 2012 Schools	\$41,984,817
James Bay Cree	\$5,527,047
Total Targeted	\$222,645,279
Total A-Base and Targeted (Vote 10)	\$1,005,476,907
2013-2014 Salary & Administration (Votes 1&5)	
Total Salary & Administration	\$29,556,369
Total Investments	\$1,035,033,276

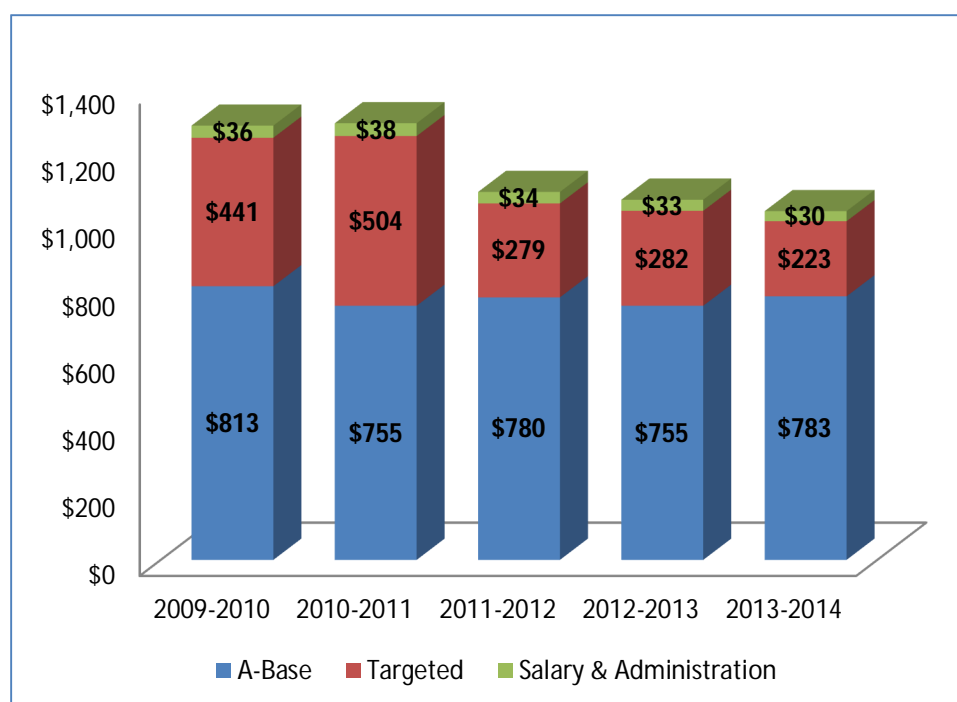
Table 3.2: Regional Funding Level – A-Base & Targeted (Vote 10)

Region	Funding
Atlantic	\$40,997,945
Quebec	\$74,936,933
Ontario	\$233,043,740
Manitoba	\$209,943,882
Saskatchewan	\$147,950,744
Alberta	\$137,933,935
British Columbia	\$145,963,982
Yukon	\$7,267,240
HQ	\$7,438,506
Total	\$1,005,476,907

Table 3.3: Number of Funded Proposal-Based Capital Facilities and Maintenance Program Projects

Region	Number In Progress	Number Completed
Atlantic	13	44
Quebec	23	54
Ontario	61	87
Manitoba	30	32
Saskatchewan	50	36
Alberta	15	117
British Columbia	127	294
Yukon	3	6
HQ	0	0
Total	322	670

Graph 3.1: 5-Year Funding Trend (All Votes) – All Assets (\$M)



Graph 3.1 shows the funding that has been provided by the Capital Facilities and Maintenance Program over the past five years. As can be seen, A-base provides the majority of funds to First Nation infrastructure projects, followed by targeted initiatives, such as First Nations Water and Wastewater Action Plan, and the smallest portion of funding goes to salaries and administration. While A-base and salary and administration funding will stay relatively constant, targeted initiatives fluctuate more from year to year as special programs come to an end or as new initiatives are announced by the Government of Canada. In each of the following sections for

each program area a similar graph will be provided, with funding broken into the three areas of A-base, Targeted Initiatives and Salary and Administration for the past five years.

Table 3.4: Key Performance Indicators

Expected Results	Performance Indicators	Targets
First Nations communities have a base of infrastructure that protects the health and safety and enables engagement in the economy	Positive change in rating in the Community Well-Being Index (employment, income, education and housing sub-indices)	Achieve Index rating greater than 57 by March 31, 2016

Investment Highlights

In 2013-2014, the Department saw some major achievements in the area of infrastructure. The *Safe Drinking Water for First Nations Act* received Royal Assent on June 19, 2013 and came into force on November 1, 2013. This Act will help to ensure the safety of drinking water on reserves and will result in the development of regulations for all First Nation communities that are consistent with what exists in other Canadian communities. In addition, on February 17, 2014, the Government of Canada committed to the continued implementation of the First Nations Water and Wastewater Action Plan with an additional \$323.4 million over two years to improve water and wastewater infrastructure in First Nation communities.

Fire safety was an important focus for AANDC throughout 2013-2014. In partnership with the Aboriginal Firefighters' Association of Canada, the Department supported the launch of the national *BeFireSafe* education campaign on March 20, 2014 to raise awareness of the importance of fire prevention in First Nation communities.

In April 2013, AANDC continued its collaboration with Canada Mortgage and Housing Corporation to improve housing outcomes with the signing of a Memorandum of Understanding. This was an important milestone towards improving partnerships between federal organizations with the common goal of improving housing outcomes on reserve. It will enable the organizations to increase the sharing of information related to capacity-development initiatives and promote project collaboration where feasible.

Finally, another highlight in 2013-2014 was the successful support of the the National First Nations Infrastructure Conference and Tradeshow "Building for a Sustainable Future" organized by the Assembly of First Nations. This conference focused on a wide range of infrastructure topics including alternative infrastructure financing options and procurement strategies, innovative technologies for water, housing and infrastructure and housing capacity development opportunities. This conference saw First Nations convene in Toronto for two days of meeting and discussions, and had 526 participants from across the country.

4. WATER & WASTEWATER

Sub-Category Description

The goal of the Water and Wastewater sub-category is to support residents on First Nations land in meeting health and safety standards and quality service comparable to those enjoyed by other Canadians living in communities of similar size and location. The Government of Canada's comprehensive long-term strategic approach to support improved drinking water and wastewater systems on First Nations lands is based on the following four pillars: enhanced capacity building and operator training (in particular through the Circuit Rider Training Program), enforceable standards and protocols, infrastructure investments, and protection of public health.

This sub-category supports the provision of funding for the planning, procurement, design, construction, upgrade, renovation, decommissioning, and operation and maintenance of infrastructure facilities, including: community water supply, treatment and distribution systems; and community wastewater collection, treatment and disposal systems. It includes the provision of funding for: coordination, training and capacity building for activities related to water and wastewater facilities, identification of on-reserve water and wastewater infrastructure needs, development of water and wastewater infrastructure capital plans, and the planning and delivery of water and wastewater services on-reserve.

As First Nations are owners of their water and wastewater systems and are responsible for their daily operation and management, they are responsible for identifying funding requirements supporting their infrastructure and, in collaboration with AANDC regional offices, ensuring these are included in the First Nation Infrastructure Investment Plan, which captures proposal and formula-based infrastructure needs for all asset categories, including water and wastewater.

In addition to the recurring base budget (A-Base) provided towards First Nations water and wastewater systems, the Water and Wastewater Program makes annual investments through the First Nations Water and Wastewater Action Plan. This horizontal initiative, which was first introduced in 2008 and recently extended by the Government of Canada over two years, beginning in 2014-2015, is a joint AANDC-Health Canada initiative that aims at improving the health and quality of life of people in First Nation communities by assisting First Nations to provide better water and wastewater services to their residents.

The First Nations Water and Wastewater Action Plan resource allocations are prioritized as follows:

- Priority 1 – Operation and Maintenance: Operations and Maintenance of water and wastewater facilities and systems.
- Priority 2 – Training/capacity to operate: the Circuit Rider Training Program and the additional training of water and wastewater operators (e.g. courses, travel to courses, fees for exams, other certification-related expenses).
- Priority 3 – Capital: construction and upgrades to water and wastewater facilities and systems:
 - Supporting First Nations in completing contractual obligations;
 - Bringing existing systems up to standard; and
 - Construction of significant upgrades and/or new systems.

To be eligible for AANDC funding, all water and wastewater projects proposals must demonstrate that the systems are designed to meet and be operated according to the standards found within the *Protocol for Centralised Drinking Water Systems in First Nations Communities*, the *Protocol for Centralised Wastewater Systems in First Nations Communities*, and the *Protocol for Decentralised Water and Wastewater Systems in First Nations Communities*.

Projects must also demonstrate that they are the most cost-effective solution after examining all options, including but not limited to decentralized systems, trucked systems, piped systems, and mixes thereof, as per AANDC's *Water and Wastewater Policy and Level of Services Standards*.

In addition to capital investments, AANDC provides First Nations with ongoing Operations and Maintenance investments for water and wastewater systems built with departmental funds. As owners of the facilities, First Nations are responsible for the operation and maintenance, and are expected to contribute to the associated costs. The Department's policy is to fund up to 80 percent of Operations and Maintenance expenses for water and wastewater facilities.

Operations and Maintenance funding supports operation costs such as the purchase of chemicals to treat water and wastewater, operational supplies, salaries and training and other personnel costs. Funding for maintenance is provided to ensure that systems continue to run safely and in optimal condition throughout their lifespan. Operations and Maintenance funding amounts vary based on the number of systems being funded and on the type and size of the systems, operator training needs and the remoteness level. Remoteness level is considered as it affects costs related to availability and transportation of goods.

Furthermore, in order to help communities build capacity to manage, operate and maintain their water and wastewater facilities, AANDC provides funding to various partners that provide community operators with training to manage, operate and maintain their water and wastewater facilities through the Circuit Rider Training Program. The Circuit Rider Training Program coordinates a rotation of qualified experts through a circuit of First Nations communities, providing the First Nation water and wastewater operators with on-site, hands-on training and mentoring for operating and maintaining their drinking water and wastewater systems. The program provides operators additional support via 24-hour hotlines for advice and trouble-shooting during normal operations and for any emergencies that may arise.

Oversight

To protect public health and safety, and ensure drinking water and wastewater systems are reliable throughout their life-span, these systems are inspected regularly to monitor their physical condition, identify maintenance deficiencies, and monitor ongoing system performance in providing safe drinking water and effectively treated wastewater effluent.

Asset Condition Reporting Systems inspections are performed once every three years by a qualified person to assess condition of the asset, adequacy of maintenance efforts and needs for additional maintenance work. The inspection results are used in establishing regional prioritization for funding allocations during the First Nations Infrastructure Investment Plan process.

Annual Performance Inspections, which include site visits conducted by a qualified inspector, are carried out annually to assess program key performance indicators and risk levels, per the protocols. In order to address the most pressing needs in First Nations communities, the Department uses the results from the Annual Performance Inspection to develop action plans to address noted deficiencies for the systems inspected and to help prioritize risk mitigation activities. Risk levels are also fed into the *National Priority Ranking Framework* and the *Priority Framework for Water and Wastewater Projects*, which are tools used to prioritize projects in the development of long-term First Nations Infrastructure Investment plans.

AANDC measures risk comprehensively by taking into account an extensive set of factors that could lead to problems with water and wastewater systems. It is important to note that a risk rating is a measure of overall system risk, not of water or wastewater safety or quality.

Overall system risk is calculated using a weighted value for each category as follows:

Water Systems

Source Water Risk: 10%
 Design Risk: 30%
 Operation and Maintenance Risk: 30%
 Record Keeping and Reporting Risk: 10%
 Operator Risk: 20%

Wastewater Systems

Effluent Risk: 20%
 Design Risk: 25%
 Operation and Maintenance Risk: 25%
 Record Keeping and Reporting Risk: 10%
 Operator Risk: 20%

The following priority ranking matrix has been applied to both water and wastewater systems (scores are out of 10).

- Low Risk (scores of 1 to 4): systems that operate with minor or no deficiencies.
- Medium Risk (scores of 4.1 to 7): systems that have deficiencies that, individually or combined, pose a medium risk to the quality of water and human health.
- High Risk (scores of 7.1 to 10): systems with major deficiencies that, individually or combined, pose a high risk to the quality of water.

The results of the 2013-2014 Annual Performance Inspections cycle show that the number of water systems rated as high risk has decreased by 9 per cent and the number of wastewater systems rated as high risk has decreased by 5 per cent since 2011-2012 Annual Performance Inspections were conducted.

Water & Wastewater at a Glance 2013-2014

Table 4.1: 2013-2014 Actual Expenditures – Water & Wastewater

A-Base Allocations to Eligible Recipients (Vote 10)	
Capital	\$57,038,965
Operations and Maintenance	\$81,477,619
Total A-Base*	\$138,516,584
Targeted Allocations to Eligible Recipients (Vote 10)	
First Nations Water and Wastewater Action Plan Capital	\$88,989,646
First Nations Water and Wastewater Action Plan Operations and Maintenance	\$58,282,210
Total First Nations Water and Wastewater Action Plan Targeted*	\$147,271,856
Total A-Base and Targeted (Vote 10)	\$285,788,440
2013-2014 Salary & Administration (Votes 1 & 5)	
Total Salary & Administration	\$9,309,215
Total Investments	\$295,097,655

Graph 4.1: 5-Year Funding Trend (All Votes) – Water & Wastewater (\$M)

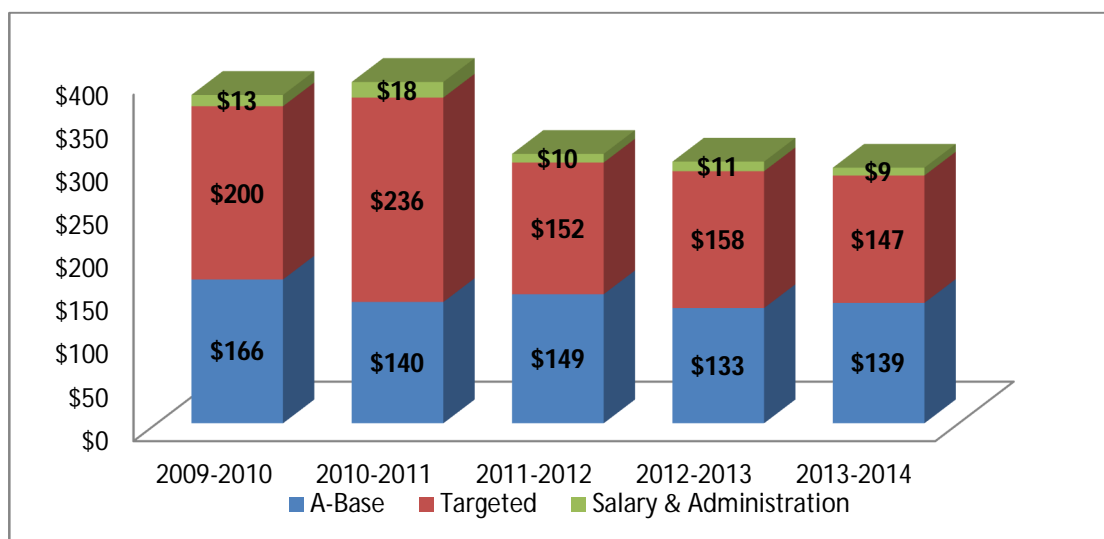


Table 4.2: Regional Funding Level – A-Base & Targeted (Vote 10)

* While total Vote 10 funding provided by AANDC is accurately reflected in the table, the breakdown between A-Base and targeted First Nations Water and Wastewater Action Plan could not be captured exactly as allocated due to financial coding used for projects funded using multiple sources. Total First Nations Water and Wastewater Action Plan allocations for 2013-2014 equal approximately \$128M whereas total A-Base funding towards water and wastewater infrastructure was about \$158M for this period.

Region	Funding
Atlantic	\$10,228,299
Quebec	\$23,221,421
Ontario	\$52,784,862
Manitoba	\$61,579,434
Saskatchewan	\$39,495,764
Alberta	\$43,755,910
British Columbia	\$51,326,584
Yukon	\$2,898,005
HQ	\$498,160
Total	\$285,788,439

Table 4.3: Number of Funded Proposal-Based Water & Wastewater Projects

Region	Number In Progress	Number Completed
Atlantic	8	25
Quebec	17	22
Ontario	15	53
Manitoba	14	19
Saskatchewan	26	17
Alberta	10	51
British Columbia	58	32
Yukon	3	2
Total	151	221

For a detailed list of all funded Water & Wastewater proposal projects for 2013-2014 please refer to Annex A of this report.

Table 4.4: Key Performance Indicators

Expected Results	Performance Indicators	Targets	Actual Results
First Nations communities have a base of safe water and wastewater that meets established standards	Percentage of First Nations drinking water systems that have LOW risk ratings	42% by March 31, 2014 50% by March 31, 2015	44%
	Percentage of First Nations wastewater systems that have LOW risk ratings	60% by March 31, 2014 70% by March 31, 2015	52%

	Percentage of First Nations drinking water systems with treated water that meets prescribed standards in the <i>Guidelines for Canadian Drinking Water Quality</i>	70% by March 31, 2014 85% by March 31, 2015	74%
	Percentage of First Nations wastewater systems producing treated water that meet the requirements specified in the <i>Wastewater Systems Effluent Regulations</i>	80% of systems meet current standards by March 31, 2014 100% of systems meet current standards by March 31, 2016	63%

Investment Highlights

Water and wastewater projects funded by AANDC include the construction of new treatment facilities, the construction of water and wastewater storage facilities, the expansion of existing systems, renovations or upgrades of systems, the servicing of lots for new home constructions, installation of remote monitoring systems, supply lines, intakes, pumping stations, distribution system piping, house service connections, fire hydrants, tank trucks, storage reservoirs, lift stations, lagoons, force mains, sewage collection piping, manholes, outfall sewers, storage tanks, collection vehicles, and storm, sewers.

From April 2006 to March 2014, the Government of Canada has invested approximately \$3 billion to support First Nations in managing their water and wastewater infrastructure, including Health Canada funding. Between fiscal years 2008-2009 and 2013-2014, the average annual departmental spending to support First Nations water and wastewater services has been approximately \$332 million.

In 2013-2014, 543 First Nations and 74 Tribal Councils received funding to support 733 on-reserve drinking water systems and 49 service agreements with municipalities to provide drinking water services. First Nations received approximately \$146 million in capital investments (\$57 million in A-Base Capital and \$88 million in First Nations Water and Wastewater Action Plan Capital) from AANDC for water and wastewater projects. Projects funded included the construction of new treatment facilities, the construction of water and wastewater storage facilities, the expansion of existing systems and the servicing of lots for new home construction.

In addition to capital investments, AANDC also provided First Nations with \$140 million in Operations and Maintenance investments (\$81 million in A-Base Operations and Maintenance and \$58 million in First Nations Water and Wastewater Action Plan Operations and Maintenance) for water and wastewater systems built with departmental funds.

Safe Drinking Water for First Nations Act

While all provinces and territories have laws governing the treatment and distribution or disposal of drinking water and wastewater, there is no comprehensive regulatory regime governing the same on First Nation lands. To address the regulatory gap, Parliament passed the *Safe Drinking Water for First Nations Act* in June 2013, which came into force on November 1, 2013. The Act allows the Government to develop, in partnership with First Nations, enforceable federal regulations to ensure access to safe, clean, and reliable drinking water; the effective treatment of wastewater; and the protection of sources of drinking water on First Nation lands.

Regulations will be developed with input from First Nations, provincial/territorial governments, and other stakeholders, region-by-region. It is expected that one set of federal regulations will be developed for each region, harmonizing as much as possible with the relevant provincial/territorial regulations. Once regulations are developed and approved, implementation will be phased-in over a number of years. This will provide the Federal Government and First Nations the opportunity to bring infrastructure and capacity to the levels required to meet regulations.

Toquaht First Nation, BC – Water System Treatment and Upgrades

The Toquaht First Nation has an on-reserve population of 350 and is located on Vancouver Island, south of Tofino. The water system treatment and upgrade project included the construction of a water treatment plant, upgrades to the reservoir and water intake structures and repairs to the water distribution system. The project also included an electrical grid system expansion to the new treatment plant and upgrades on the access road to the reservoir.

Toquaht's water system was considered high risk and the community was on a long term Boil Water Advisory. Summer flows from the former intake source were inadequate to provide sufficient water for the community.



The \$2.2 million project provided slow sand filtration and chlorine disinfection for the surface water source supplying water to this small First Nation. The treatment plant is designed to allow for expansion, allowing for growth within the community and its proposed developments. This project was completed in 2013.

Okanagan Band, BC – Bradley Creek Water Improvements

The Okanagan Indian Band has an on-reserve population of 4,865 and is located at the head of Lake Okanagan in Vernon BC, 427 km northeast of Vancouver. The Okanagan Indian Band – Bradley Creek Water Improvement Project expanded the Six Mile Water System to deliver safe and potable drinking water to the Six Mile and Bradley Creek communities. The Bradley Creek community had been on a Boil Water Order since June 2004 when *Escherichia coli* bacteria were discovered in the Bradley Creek Water Distribution System. The water supply to the Six Mile and Bradley Creek communities was not previously disinfected.

The expansion included well upgrades and replacements to meet capacity demands, construction of a new water treatment facility to provide manganese filtration and chlorine disinfection, upgrades to the Six Mile Reservoir to improve water quality and safety, and the installation of dedicated water mains for raw and treated water. There also were updates to

security and controls, Supervisory Control and Data Acquisition monitoring, and alarms for the combined Six Mile and Bradley Creek Water Systems. The total project cost is estimated at \$4.7 million and will be completed in the fall of 2014.

Moosomin First Nation, Saskatchewan - Water Treatment Plant Upgrade

The Moosomin First Nation has an on-reserve population of 1,115 and is located near North Battleford, Saskatchewan. The water treatment plant upgrade addresses a high risk system in the national assessment and is funded with First Nations Water and Wastewater Action Plan funds. The scope of work includes an existing well upgrade, new stand-alone water treatment plant including biological filtration and membrane treatment, reservoir, back-up systems and de-commissioning of the existing plant. Construction started in 2013-2014 and is estimated to cost \$5.1 million.



Little Black River First Nation, Manitoba - Water Treatment Plant Upgrade

Little Black River First Nation has an on-reserve population of 884 and is located approximately 150 km northeast of Winnipeg, Manitoba. The water treatment plant upgrade consists of upgrading and expanding the existing water treatment plant building and the below ground reservoir and water treatment system, as well as installing a new raw water intake and decommissioning the existing raw water intake. A new distribution pumping system and chlorination are included in the treatment system.

The project cost is estimated at \$7.4 million and will be completed in the fall of 2014; the upgraded water treatment system will meet the projected 20 year potable water requirements for the community.

Six Nations of the Grand River, Ontario - New Water Supply and Treatment System

The Six Nations of the Grand River have a combined on-reserve population of 12,244 and are located in southern Ontario, near Hamilton. The existing treatment plant for the Six Nations is operating beyond capacity and disruptions in production of water put the communities at risk.

Investment in a new water treatment system was approved in 2011 and construction is currently underway. The new water supply and treatment system is comprised of a raw water intake, a raw water storage/sedimentation/clarification system, a low lift station, a raw water force main, and an 1800 m² water treatment plant. The new system will connect to the existing water distribution system.



The total cost of this project is \$41 million. AANDC committed a maximum contribution of \$26 million, with the community agreeing to contribute \$15 million. The project is expected to be completed in 2014-2015.

Kitigan Zibi Anishinabeg First Nation, Quebec – Water and Sewer Infrastructure

Kitigan Zibi Anishinabeg First Nation has a registered on-reserve population of 1,572 and is located near Maniwaki, Quebec, approximately 130 km north of Ottawa-Gatineau. The water and wastewater infrastructure project was needed to meet the housing requirements stemming from the significant population growth that Kitigan Zibi has been experiencing over the past few years. The project consisted of new water and sanitary wastewater systems in the existing community that will also service a new subdivision of 17 lots currently under development. Phase 1 of the \$2.8 million dollar project was completed in September 2013. The remaining phases are being implemented on a yearly basis with the final phase to be completed in the fall of fiscal year 2015-2016.



Bouctouche First Nation, New Brunswick - Community Water Supply Upgrades

Bouctouche First Nation has an on-reserve population of 74 and is located approximately 60 km north of Moncton, New Brunswick. Their current water system was constructed 20 years ago and consists of a pump house containing pressure tanks, chlorine pump and feed, and distribution main. The water source is a single well located adjacent to the pump house. A back up well was developed in 2005, but had not been connected to the existing pump house. In 2008, the community water distribution tested positive for *E-coli* which prompted a Boil Water Advisory.



The Community Water Supply Upgrades Project was undertaken to bring the community's water system up to national standards for design and treatment. AANDC invested \$2.3 million towards the upgrades to the water system, which consisted of a new pump house, an above ground water storage reservoir, a connection between the existing back up well and the system, and the completion of a well field protection plan.

The project was completed in March 2014, and the Boil Water Advisory was removed.

Kingsclear First Nation, New Brunswick - Water Disinfection System Upgrade Project

Kingsclear has an on-reserve registered population of 685 people and is located near Fredericton, New Brunswick. Their current water system was constructed in 1987 and consists of two production wells located near the shoreline of the St John River. Water from the wells is distributed through a piped distribution network that consists of a transmission main connecting the wells to a grade level storage reservoir (constructed in 1998), and a series of local distribution piping delivering water to consumers.

The Water Disinfection System Upgrade Project was required to address deficiencies found in the Pre-Design Report completed in 2011. The water source is potentially vulnerable to contamination by pathogens and to flooding, and the control system was in poor condition. The scope of work for the project included the construction of a new disinfection facility, the installation of a Supervisory Control and Data Acquisition system, the decommissioning and

demolition of the existing well house, a video inspection of the well casings, a groundwater under the direct influence of surface water assessment, the implementation of stand-by power supply, well site access road upgrade, twinning the transmission main to reservoir, a water system security assessment, a source water protection study, a maintenance management plan, and a sampling and monitoring program. Departmental investments towards this project were made from the First Nations Water and Wastewater Action Plan in the amount of \$1.56 million and construction was completed in the fall of 2013.

Looking Forward

The Federal Government will continue to work with First Nations, provinces, territories, and other stakeholders to build on progress already achieved. The Government of Canada plans to allocate \$612 million to AANDC between April 1, 2014 and March 31, 2016, to fund on-reserve water and wastewater infrastructure and complementary activities. The funding includes grants and contributions as well as departmental operational budgets.

The goal of the Water and Wastewater sub-category is that First Nation communities have a base of safe water and wastewater that meets established standards; Departmental activities in 2014-2015 will align with this objective and be rooted in the Government of Canada's long-term strategic four pillars approach as follows:

- Work with First Nations, provincial and territorial governments and other stakeholders to develop federal regulations to ensure access to safe, clean and reliable drinking water, the effective treatment of wastewater, and the protection of sources of water on First Nation Lands.
- Continue to provide a strategic response to the National Assessment findings in order to improve and strengthen results for water and wastewater in First Nation communities such as:
 - Clarifying applicable standards and protocols to bolster water and wastewater protection on reserve until regulations are in place;
 - Increasing First Nation capacity to operate and maintain drinking water and wastewater systems by augmenting the number of certified operators, increasing funding for operator training and operations and maintenance, and implementing the new Circuit Rider Training Guidelines; and
 - Prioritizing capital investments to target highest risk systems.
- Support First Nations in developing regional hubs of expertise and in supporting monitoring and, where feasible, operating systems remotely as already implemented in Alberta.
- Continuing to support First Nations to comply with the requirements of *Environment Canada's Wastewater Systems Effluent Regulations*.

5. EDUCATION FACILITIES

Sub-Category Description

This sub-category supports the provision of funding for the planning, design, construction/acquisition, renovation, repair, replacement, and operation and maintenance of elementary and secondary education facilities (including school buildings, teacherages and student residences) and any related facility services for the benefit of First Nations students.

AANDC invests annually to support First Nations across the country with their education facilities. The Government of Canada has provided additional investments in school infrastructure through targeted initiatives so that education facilities meet established standards.

Oversight

School infrastructure assets are assessed on a three year cycle under the Asset Condition Reporting System. A General Condition Rating is provided for schools assets based on an overall assessment for all components of the asset. AANDC has a target of 70% for education facilities to have a General Condition Rating score greater than “fair condition.” As of April 1, 2014, 63% of schools met this target.

Education at a Glance 2013-2014

Table 5.1: 2013-2014 Actual Expenditures – Education Facilities

A-Base Allocations to Eligible Recipients (Vote 10)	
Capital	\$50,221,391
Operations and Maintenance	\$112,292,012
Total A-Base	\$162,513,403
Targeted Allocations to Eligible Recipients (Vote 10)	
Gas Tax Fund ⁴	\$3,000,000
Budget 2012 Schools	\$41,984,817
James Bay Cree	\$5,527,047
Total Targeted	\$50,511,864
Total A-Base and Targeted (Vote 10)	\$213,025,267
2013-2014 Salary & Administration (Votes 1&5)	
Total Salary & Administration	\$1,217,122
Total Investments	\$214,242,389

⁴ This is departmental A-Base that was used to finish the construction of Red Earth School, which was initially funded through Gas Tax Fund.

Table 5.2: Regional Funding Level – A-Base & Targeted (Vote 10)

Region	Funding
Atlantic	\$5,684,250
Quebec	\$13,950,497
Ontario	\$58,480,038
Manitoba	\$34,445,158
Saskatchewan	\$51,817,527
Alberta	\$27,949,160
British Columbia	\$15,171,590
HQ	\$5,527,047
Total	\$213,025,267

Table 5.3: Number of Funded Proposal-Based Education Projects 2013-2014

Region	Number In Progress	Number Completed
Atlantic	2	2
Quebec	1	4
Ontario	9	11
Manitoba	3	2
Saskatchewan	13	7
Alberta	2	26
British Columbia	10	7
Yukon	0	0
Total	40	59

For a detailed list of all funded Education Facilities proposal projects for 2013-2014 please refer to Annex B of this report.

Graph 5.1: 5-Year Funding Trend (All Votes) – Educational Facilities (\$M)

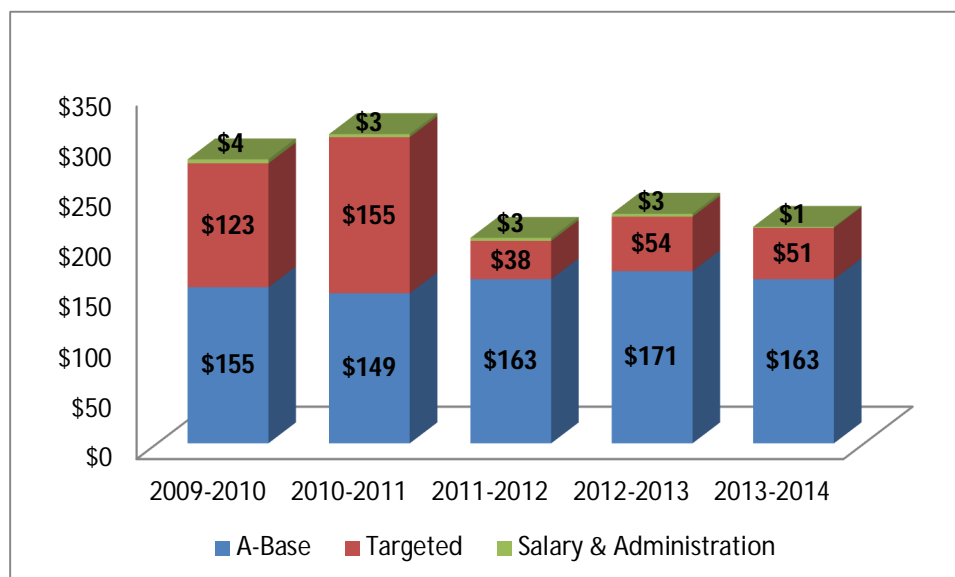


Table 5.4: Key Performance Indicators

Expected Results	Performance Indicators	Targets
First Nations communities have a base of education facilities that meet established standards	Percentage of First Nations schools with a greater than “fair” condition rating (based on physical/structural conditions) as assessed through the Asset Condition Reporting System inspections	Maintain 70% by March 31, 2014 Maintain 70% by March 31, 2015

Investment Highlights

Nak’azdli Band, BC – Nakal Bun School

Nak’azdli Band is located 160 km northwest of Prince George, British Columbia, near Fort St. James. The new Nakal Bun Elementary School project is currently under construction with students planning to move in during September 2013. The new facility has an area of 1,890m² and will accommodate students from Kindergarten to Grade 9. The cost of the project is \$14.2 million with the Band contributing \$3.5 million to provide additional educational space.



The new facility includes 6 classrooms, a school gymnasium, a language and culture room for elders, a library resource room, a First Aid room, a staff and kitchen room, a utilities room, offices and a reception area. All rooms will be heated by a geothermal heating system.

The new facility will provide a positive impact on both the Nak’azdli community and surrounding communities by providing a safe and healthy environment for promoting education. In addition to educational programming, the new school will be used for cultural programs with elders, adult education programs, community meetings and celebrations, and evening recreation/sports.

Eel Ground First Nation, New Brunswick – New School

Eel Ground First Nation has an on-reserve registered population of 545 and is located approximately 160 km northwest of Moncton, New Brunswick. The community’s current school was constructed in 1977 and no longer meets the community’s needs. This new facility will cost \$9.02 million and will be designed with the latest construction and energy efficiency technology, which will significantly reduced operating costs.

Through the Schools Budget 2012, AANDC was able to secure investment in the order of \$8.02 million for the community to proceed with the construction of the new education facility, \$7.52 million from Budget 2012 and \$500,000 from the Atlantic Region. Eel Ground First Nation

is contributing \$900,000 to the cost of the new school and the eco-Energy Program contributed \$100,000.

This new school is anticipated to be completed in March 2015 and will provide a safe and quality learning environment for the children of Eel Ground First Nation. It will limit the need for children to attend school off reserve and ultimately enhance the communities' educational outcomes.

Looking Forward

The Government of Canada is committed to improving the quality of education in First Nation schools, thereby ensuring better educational outcomes for First Nation students living on reserve.

Moving forward, the Department will be focusing on completing commitments under Economic Action Plan 2012, and developing a strategy for the successful implementation of Economic Action Plan 2014's investments.

In implementing these new investments, AANDC will be building on lessons learned from the investments made under Budget 2012. To that end, the Department is currently working on measures to improve the school infrastructure program. These changes are to ensure that future funding is associated with modern industry standards and practices for procurement, construction and operation and maintenance, and that schools remain in working condition for their full life cycle. The Department has consulted with private industry and First Nation technical organizations on the development of this new approach which is scheduled to be implemented during the 2014-2015 fiscal year.

In allocating funding for education facilities AANDC will continue to use the First Nation Infrastructure Investment Plan and the School Priority Ranking Framework tools. The First Nation Infrastructure Investment Plan is used to identify school infrastructure needs. The School Priority Ranking Framework applies a point ranking system based on nationally established criteria to rank schools eligible for funding. The first priority remains addressing health and safety concerns.

6. HOUSING

Sub-Category Description

The Government of Canada invests an average of \$300 million in on-reserve housing each year through Canada Mortgage and Housing Corporation and AANDC. AANDC offers annual funding that First Nations can use to meet a range of housing needs, including: maintenance, insurance, debt financing, rehabilitation of existing houses, and the planning and management of housing activities. In 2013–2014, AANDC alone invested approximately \$143 million in on-reserve housing, which has supported an increase in the number of adequate houses on reserve.

To improve collaborative work and information sharing with the goal of improving housing outcomes on reserve, Canada Mortgage and Housing Corporation and AANDC signed a Memorandum of Understanding in April 2013. The Memorandum provides AANDC with access to information concerning housing units under a Departmental Ministerial Loan Guarantee, and will enable AANDC to manage the Ministerial Loan Guarantee program more effectively. It will also enable the organizations to increase the sharing of information related to capacity-development initiatives and promote project collaboration where possible.

Oversight

In 2013-2014, AANDC provided over \$143 million in on-reserve housing support to First Nations, which supported the completion of 203 projects, and allowed the commencement of 29 proposal projects which are still in progress. As a result, 75% of First Nations housing was deemed “adequate” as assessed and reported annually by First Nations, exceeding the 2013-2014 target of 72%.

Housing at a Glance 2013-2014

Table 6.1: 2013-2014 Actual Expenditures – Housing

A-Base Allocations to Eligible Recipients (Vote 10)	
Capital	\$138,280,479
Operations and Maintenance	\$3,089,413
Total A-Base	\$141,369,892
Targeted Allocations to Eligible Recipients (Vote 10)	
Total Targeted	\$0
Total A-Base and Targeted (Vote 10)	\$141,369,892
2013-2014 Salary & Administration (Votes 1&5)	
Total Salary & Administration	\$1,680,262
Total Investments	\$143,050,154

Table 6.2: Regional Funding Level – A-Base & Targeted (Vote 10)

Region	Funding
Atlantic	\$1,351,196
Quebec	\$8,630,232
Ontario	\$27,601,155
Manitoba	\$38,527,999
Saskatchewan	\$20,427,022
Alberta	\$27,824,768
British Columbia	\$14,245,890
Yukon	\$1,623,956
HQ	\$1,137,674
Total	\$141,369,892

Table 6.3: Number of Funded Proposal-Based Housing Projects

Region	Number In Progress	Number Completed
Atlantic	0	4
Quebec	1	1
Ontario	4	1
Manitoba	7	1
Saskatchewan	0	1
Alberta	0	12
British Columbia	17	181
Yukon	0	2
Total	29	203

For a detailed list of all funded Housing proposal projects for 2013-2014 please refer to Annex C of this report.

Graph 6.1: 5-Year Funding Trend (All Votes) – Housing (\$M)

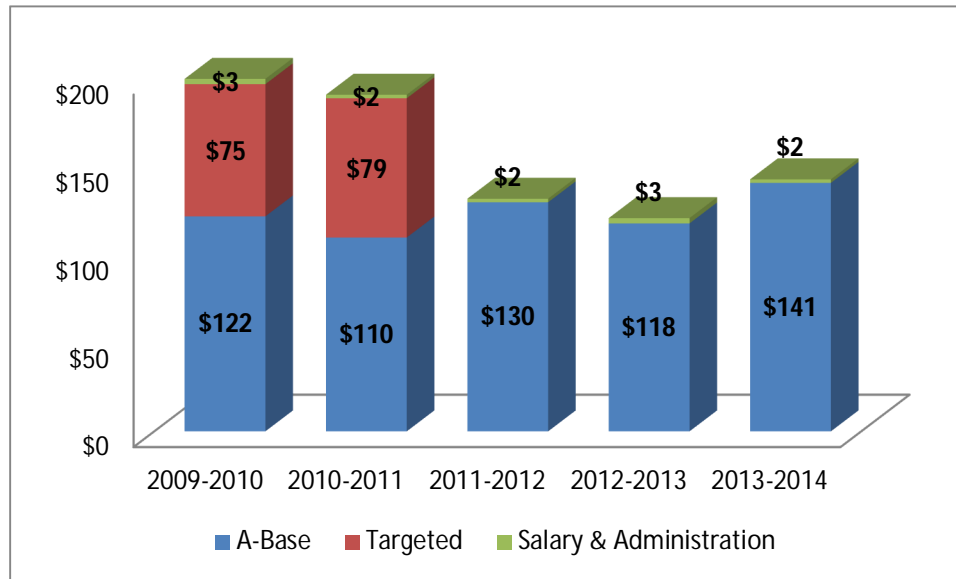


Table 6.4: Key Performance Indicators

Expected Results	Performance Indicators	Targets	Actual Results
Housing infrastructure meets the needs of First Nations communities	Percentage of First Nations housing that is "adequate" as assessed and reported annually by First Nations ["Adequate" is defined in the Year-end Reporting Handbook for the Housing Data Collection Instrument.]	Maintain 72% by March 31, 2014 Maintain 72% by March 31, 2015	75% *

* Since the determinant of whether housing is "adequate" is self-assessed and self-reported by First Nations using the Housing Data Collection Instrument, the results cannot be independently verified. Consequently, caution should be used when drawing on these results because they may fluctuate significantly year-over-year.

Investment Highlights

Daylu Dena, Yukon - Subdivision

Daylu Dena Council is located in Northern British Columbia, close to the Yukon border. Daylu Dena Council experienced the return of an 80-year flood in June 2012, which was the third flood

in the last 8 years and was the highest in recorded history. The flood affected 11 homes, with individuals being displaced for approximately 8 to 10 months.

An engineering report suggested the mitigation measures to protect the houses from floods, outweighed the cost of relocating the homes and developing a subdivision. The engineering report estimated the costs of relocation and subdivision development to be \$1.8 million.

The project proved to be successful, as flooding occurred again during the spring of 2013 on the land where the homes were previously located. The First Nation is planning to complete the final repairs to the flood damaged homes this year, cleaning up debris, decommissioning old wells and septic systems, and completing the landscaping. The majority of the work should be completed by March 2014.

Island Lake Tribal Council Region, Manitoba – Housing Retrofits



The Island Lake Tribal Council region consists of four First Nations: Garden Hill, St. Theresa Point, Wasagamack and Red Sucker Lake. The communities have a combined on-reserve population of 9,923 and are all located approximately 300 km east of Thompson, Manitoba. The reserves have 1,461 housing units, and 942 of these homes had no running water and sewer services prior to 2012.



AANDC is working with the Island Lake Tribal Council communities toward a long-term strategy to address the water and wastewater infrastructure needs of their communities. In the meantime, the department is taking interim action with the four communities in order to address their highest priorities.

In November 2012, Island Lake Tribal Council submitted a five year plan to have 942 houses retrofitted to provide running water and sewer services by 2016-17 at a total cost of \$43 million. The multi-year plan was initiated in 2011-12 and water and sewer trucks have been purchased and delivered, garages to park them have been built and 100 houses have been retrofitted as of Spring 2013. The materials for an additional 218 houses were delivered over the winter road in February/March 2013.



Construction will start in the spring of 2013 for completion by March 31, 2014.

Looking Forward

AANDC is planning to allocate annually over \$138 million for on-reserve housing over the next three fiscal years.

AANDC will continue to collaborate with Canada Mortgage and Housing Corporation, particularly on capacity-development initiatives and information sharing. AANDC will also

continue to collaborate with the Assembly of First Nations, Canada Mortgage and Housing Corporation and Health Canada on joint initiatives such as mould remediation.

7. OTHER COMMUNITY INFRASTRUCTURE

Sub-Category Description

This sub-program helps fund the planning, design, construction, acquisition, and operation and maintenance of community infrastructure assets and facilities. It provides funding for coordination, training, and capacity building for activities related to community infrastructure assets and facilities. The goal is to support First Nations in meeting health and safety standards for their assets and in providing their residents with similar levels of service to those in off-reserve communities of similar size and circumstance. First Nations identify their priorities and needs and present project proposals to the Department. Funding is provided based on a priority assessment.

Projects funded under this sub-program include:

- **Planning & Skills Development:** Community planning and/or skills development projects that will support long-term sustainable community development of First Nation communities.
- **Solid Waste Management:** Projects that improve solid waste management and increase the recovery and use of recycled and organic materials, reduces per capita tonnage of solid waste sent to a landfill, as well as reduce environmental impacts and enhances energy recovery.
- **Roads and Bridges:** Projects that construct or maintain local roads, arterial roads and bridges within local boundaries, or roads and bridges projects which fall outside local boundaries but provide access to local communities
- **Energy Systems:** Projects that optimize the use of energy systems (e.g. heat and electricity in buildings and other installations), accesses provincially owned energy grids, deploys alternative sources of energy, and reduces the Greenhouse Gas emissions and air contaminants arising from local sources.
- **Connectivity:** Projects that support under-connected First Nations to gain access to nearby regional broadband networks and/or nearby regional telecommunications rural broadband expansion projects in order to enhance community access to information and broadband technologies.
- **Disaster Mitigation:** Projects that eliminate or reduce the impacts and risks of hazards through proactive measures taken before an emergency, hazard, or disaster occurs.
- **Fire Protection:** Projects that support the purchase of equipment and infrastructure (fire trucks, fire halls, etc.), operations and maintenance, and firefighter training to enhance a community's capacity for fire protection and prevention.
- **Fuel Tanks:** Support First Nations to comply with the Storage Tank Systems for Petroleum Products and Allied Petroleum Products Regulations introduced by Environment Canada in 2008 for fuel storage tank systems 2,500 lit res or more on federal and Aboriginal lands, including reserve lands.
- **General Infrastructure:** Projects that construct or maintain general community assets such as band offices or community recreational facilities or that support the purchase of band assets (e.g. essential community vehicles).

Other Community Infrastructure at a Glance 2013-2014

Table 7.1: 2013-2014 Actual Expenditures – Other Community Infrastructure

A-Base Allocations to Eligible Recipients (Vote 10)	
Capital	\$168,865,362
Operations and Maintenance	\$171,566,387
Total A-Base	\$340,431,749
Targeted Allocations to Eligible Recipients (Vote 10)	
Fuel Tanks	\$21,834,576
First Nation Infrastructure Fund	\$3,026,983
Total Targeted	\$24,861,559
Total A-Base and Targeted (Vote 10)	\$365,293,308
2013-2014 Salary & Administration (Votes 1&5)	
Total Salary & Administration	\$17,349,770
Total Investments	\$382,643,078

Table 7.2: Regional Funding Level – A-Base & Targeted (Vote 10)

Region	Funding
Atlantic	\$23,734,201
Quebec	\$29,134,783
Ontario	\$94,177,684
Manitoba	\$75,391,291
Saskatchewan	\$36,210,431
Alberta	\$38,404,097
British Columbia	\$65,219,918
Yukon	\$2,745,279
HQ	\$275,625
Total	\$365,293,309

Table 7.3: Number of Funded Proposal-Based Other Community Infrastructure Projects

Region	Number In Progress	Number Completed
Atlantic	3	13
Quebec	4	27
Ontario	33	22
Manitoba	6	10
Saskatchewan	11	11
Alberta	3	28
British Columbia	42	74
Yukon	0	2
Total	102	187

For a detailed list of all funded Other Community Infrastructure proposal for 2013-2014 projects please refer to Annex D of this report.

Graph 7.1: 5-Year Funding Trend (All Votes) – Other Community Infrastructure (\$M)

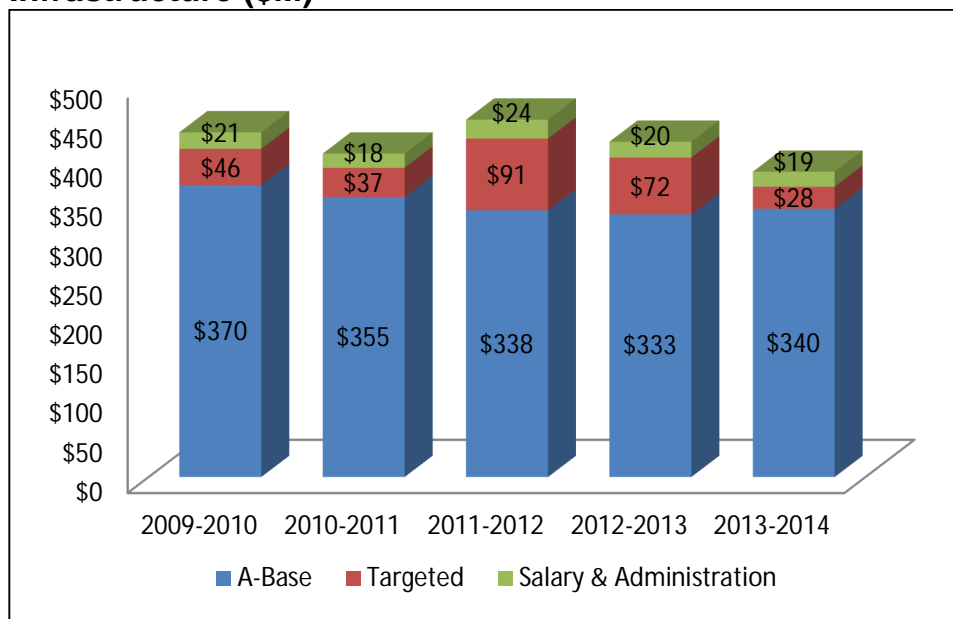


Table 7.4: Key Performance Indicators

Expected Results	Performance Indicators	Targets	Actual Results
First Nations communities have a base of safe infrastructure that meets established standards (e.g., fire protection, electricity, safe roads and bridges, and telecommunications)	Percentage of First Nations communities with access to broadband connectivity	60% by March 31, 2014 70% by March 31, 2015	80%
	Percentage of bridges with greater than “fair” condition rating	Maintain 65% by March 31, 2014 Maintain 65% by March 31, 2015	54%
	Percentage of roads with greater than “fair” condition rating	Maintain 45% by March 31, 2014 Maintain 45% by March 31, 2015	42%

Investment Highlights

In 2013-2014, the Department provided approximately \$98 million in funding for 270 Other Community Infrastructure proposal-based projects (see Table 7.3 for detailed breakdown of investments) or organizations to deliver projects. Highlights from these investments include:

- Funding of \$272,825 for the Aboriginal Firefighters Association of Canada to organize a number of fire prevention awareness and training initiatives throughout the year, including the annual National Aboriginal Firefighters Competition and the National Fire Safety Poster Contest for school-aged children and youth.
- The Department launched the national *BeFireSafe* education campaign in partnership with the Aboriginal Firefighters Association of Canada on March 20, 2014 to raise awareness of the importance of fire prevention in First Nation communities. The year-long campaign aims to reduce fire-related deaths, injuries and damages by sharing seasonal fire safety tips and information through regular radio features and social media messaging.
- Funding of \$3.7 M to upgrade both the diesel generating station and the community’s distribution system in the remote coastal community of Gitga’at First Nation, to allow the transfer of responsibility for electrical service to BC Hydro. With the completion of this project, the residents of Gitga’at now enjoy reliable electrical service at rates similar to other residents of British Columbia, a significant savings from the cost of their previous system.

Louis Bull Tribe, Alberta - Transfer Station

The Louis Bull Tribe has an on-reserve registered population of 1,475 and is located in Maskwacis, just south of Edmonton, Alberta. The community’s original landfill site was established in the early 1990s, and numerous reports have noted that a new properly designed and constructed transfer station is required to address the considerable



waste management and health and safety issues with the existing arrangement.

Through the First Nation Infrastructure Fund, the department was able to secure funding in the order of \$2.0 million for this project. The scope of the project includes the construction of a waste transfer station and the decommissioning of the existing landfill. Construction of the transfer station started in September 2012 and the project is now completed and operational.

Mistawasis First Nation, Saskatchewan - Gasification

Mistawasis First Nation has an on-reserve registered population of 1,103 and is located approximate 80 km west of Prince Albert, Saskatchewan. The gasification project aims to provide natural gas to all houses and buildings on the Mistawasis reserve. The project will be constructed in 2013-2014 and is estimated to cost \$2.6 million. The provincial natural gas provider, SaskEnergy, is paying \$379,000 of this amount, with the remainder shared 50/50 by the First Nation and AANDC.

Pekuakamiulnuatsh Takuhikan First Nation, Quebec – Remediation of Ouiatchouane Street

Pekuakamiulnuatsh Tauhikan First Nation has a registered on-reserve population of 2,049 and is located 267 km north of Quebec City. The community began work to upgrade the Ouiatchouane Street in the early 2000. Work is currently underway to further upgrade a new stretch of road. This upgrade project will focus on improving the roadbed and surface of the road but will also include the installation of water trunk lines, sanitary wastewater, and a storm drain system. This project began in September 2012 and is anticipated to be completed sometime in September 2013. AANDC is investing \$4 million dollars into this project while the Band is contributing \$173 thousand of their own source revenue.



Eskasoni First Nation, Nova Scotia – Fuel Tank Replacement

Eskasoni First Nation is located about 400 km east of Halifax alongside the Bras d'Or Lake in Cape Breton Island, Nova Scotia. Eskasoni represents the largest Aboriginal community in Atlantic Canada. The Eskasoni reserve, consisting of 2,800 acres of land, dates back to 1834 and is home to the largest Mi'kmaq community in the world with an on-reserve population of approximately 3,700.

In 2008, Environment Canada introduced the *Storage Tank Systems for Petroleum Products and Allied Petroleum Products Regulations* for fuel storage tank systems 2,500 litres or more. At the time, the Eskasoni High School was heated with fuel stored in a 9,150 litre single walled tank located inside the building while the middle school used two smaller tanks, none of which complied with the new regulations.

With \$125,710 in 2013-2014 program funding, the fuel tank at Eskasoni High School was replaced along with two fuel tanks at the Middle School replaced with one larger tank. The picture below, taken at the time of substantial completion inspection, shows the High School's new 13,800 litre double-walled aboveground storage tank – complete with vacuum monitoring, located outside the school building now compliant with Environment Canada's regulations.



Looking Forward

In 2014-2015, AANDC will support Other Community Infrastructure and Activities in the following ways:

- Work with the Aboriginal Firefighters Association of Canada to renew the First Nations Fire Protection Strategy, building on the successes and lessons learned of the existing 2010-2015 version.
- Expanding the *BeFireSafe* education campaign with communities and regional partners.
- Work to implement the renewed First Nation Infrastructure Fund, including expanding the fund to include disaster mitigation and developing a proposal review process for the Building Canada Fund funding envelope of the First Nation Infrastructure Fund.
- Support Regional Offices and First Nations with the identification, prioritization, and proposal of structural disaster mitigation projects on a comparable national scale, in using the Structural Mitigation Framework and Structural Mitigation Ranking Tool.

8. CONCLUSION – LONG-TERM INITIATIVES

Improving infrastructure outcomes for First Nations across Canada is a priority for the Government of Canada. As well, developing greater self-sufficiency and exploring alternative governance approaches to governance and capacity support for asset management will be a focus for the Department in the coming year. For example, discussions have begun with the Atlantic Policy Congress in the Atlantic region on examining options for an aggregated authority to manage all water and wastewater facilities within the Atlantic region. This type of approach could develop under a centralized authority responsible for maintaining quality water services for all First Nation communities. Along with examining alternative approaches to financing and procuring infrastructure, the Department will continue to support the exploration of innovative approaches to the delivery of infrastructure programs and services on reserve.

The Department is committed to continuing to support First Nations in the operation and maintenance of public infrastructure and will be supporting reforms to the Asset Condition Reporting System through the inclusion of fire-safety inspections in 2014-2015.

Capacity development will also be a focus for the Department. Building on the success of the Circuit Rider Training Program for water and wastewater, the Department will examine options for improved capacity for the operation and maintenance of other infrastructure assets.

Finally, the Department will work towards exploring options to improve outcomes for operations and maintenance of infrastructure on reserve. Focusing efforts and targeted funding towards operations and maintenance will have a significant impact on meeting the desired outcomes and targets not only for the Department, but for First Nation communities across Canada. Effective and sustainable operations and maintenance of infrastructure helps protect the health and safety of all communities by supporting endeavours to maintain infrastructure to a consistent standard.

ANNEX A: 372 Water & Wastewater Projects (April 1, 2013 to March 31, 2014)

ANNEX A: 372 Water & Wastewater Projects (April 1, 2013 to March 31, 2014)

Region	First Nation	Project Name	Funding Source	Total Cost (\$) (All Sources)	2013-2014 Amount Funded	Complete/In Progress
AT	Acadia	Water	A-Base	\$14,859	\$14,859	Complete
AT	Annapolis Valley	Water O&M	FNWWAP		\$33,000	Complete
AT	Bouctouche	Water O&M	FNWWAP		\$36,000	Complete
AT	Bouctouche	Water System Upgrades	FNWWAP	\$2,307,935	\$1,224,146	Complete
AT	Chapel Island	Water	A-Base	\$27,832	\$27,832	Complete
AT	Chapel Island	Water O&M	FNWWAP		\$47,800	Complete
AT	Eel Ground FN	Water O&M top up	FNWWAP		\$19,000	Complete
AT	Elsipogtog FN	Water O&M top up	FNWWAP		\$29,000	Complete
AT	Esgenoopetitj FN	Upgrades to Pumping station	A-Base	\$564,406	\$523,514	Complete
AT	Esgenoopetitj FN	Wastewater Treatment	A-Base	\$8,600,000	\$138,000	Complete
AT	Esgenoopetitj FN	Water O & M	FNWWAP		\$78,615	Complete
AT	Eskasoni	Water O&M	FNWWAP		\$80,000	Complete
AT	Indian Island	Water O&M	FNWWAP		\$29,640	Complete
AT	Kingsclear FN	Water O&M top up	FNWWAP		\$19,400	Complete
AT	Kingsclear FN	Water System Upgrades	FNWWAP	\$1,562,610	\$982,610	Complete
AT	Metepenagiag FN	Water O&M top up	FNWWAP		\$34,000	Complete
AT	Pabineau	Water O&M	FNWWAP		\$32,000	Complete
AT	Paq'tnkek	Water O&M	FNWWAP		\$16,000	Complete
AT	Pictou	Water	A-Base	\$150,000	\$150,000	Complete
AT	Pictou	Water O&M	FNWWAP		\$15,000	Complete
AT	Tobique FN	Water O&M top up	FNWWAP		\$9,400	Complete
AT	Wagmatcook	Water O&M	FNWWAP		\$158,700	Complete

ANNEX A: 372 Water & Wastewater Projects (April 1, 2013 to March 31, 2014)

Region	First Nation	Project Name	Funding Source	Total Cost (\$) (All Sources)	2013-2014 Amount Funded	Complete/In Progress
AT	Waycobah	Water O&M	FNWWAP		\$37,500	Complete
AT	Woodstock FN	Water O&M top up	FNWWAP		\$33,800	Complete
AT	Woodstock FN	Water System Upgrades	FNWWAP	\$2,751,272	\$836,272	Complete
QC	Abitib.	Réhabilitation - Biodiscs	A-Base	\$65,000	\$65,000	Complete
QC	Ekuanitshit	Eau potable correctif - QL72	A-Base	\$607,130	\$179,600	Complete
QC	Ekuanitshit	Émissaire pluvial	A-Base	\$1,200,000	\$50,598	Complete
QC	Kanesatake	Étude de faisabilité - Water & Wastewater Network	FNWWAP	\$117,264	\$117,264	Complete
QC	Kipawa	Drinking water system supply - QD12	FNWWAP	\$5,607,000	\$40,510	Complete
QC	Kipawa	Wagosh Crescent Curb	A-Base	\$153,567	\$153,567	Complete
QC	Lac Simon	Mise aux normes - Traitement de l'eau potable	FNWWAP	\$298,250	\$298,250	Complete
QC	Listuguj	Réhab. Réseau collecte eaux usées - QC10	A-Base	\$389,805	\$389,805	Complete
QC	Long Point	Réhabilitation étangs aérés	A-Base	\$346,268	\$346,268	Complete
QC	Mashteuiatsh	Pompe alimentation eau brute	A-Base	\$48,683	\$48,683	Complete
QC	Natashquan	Clôture de protection - eau potable	A-Base	\$10,200	\$10,200	Complete
QC	Odanak	Vidanges de boues	A-Base	\$33,458	\$33,458	Complete
QC	Opitciwan	Eau potable / étude - QD41	A-Base	\$496,284	\$496,284	Complete
QC	Opitciwan	Nappe phréatique -	A-Base	\$18,350	\$18,350	Complete

ANNEX A: 372 Water & Wastewater Projects (April 1, 2013 to March 31, 2014)

Region	First Nation	Project Name	Funding Source	Total Cost (\$) (All Sources)	2013-2014 Amount Funded	Complete/In Progress
		Étude - QM26				
QC	Pakua Shipu	Conception émissaire eaux usées	A-Base	\$600,000	\$28,477	Complete
QC	Timiskaming	Drinking water system upgrade	FNWWAP	\$1,272,595	\$50,000	Complete
QC	Timiskaming	Sanitary Sewer inspection - QL37	FNWWAP	\$459,672	\$459,672	Complete
QC	Uashat	Prolongement des infrastructures	A-base/FNWWAP	\$1,268,181	\$500,000	Complete
QC	Uashat	Réhabilitation, Regard sanitaire	A-Base	\$69,500	\$69,500	Complete
QC	Uashat	Taitement des eaux usées - Maliotenam	A-Base	\$6,677	\$6,677	Complete
QC	Uashat	Traitement eau potable - Maliotenam - QD98	FNWWAP	\$1,665,000	\$170,000	Complete
QC	Wendake	Développement secteur Doyon	A-Base	\$2,300,000	\$943,086	Complete
ON	0121 - Six Nations of the Grand River	SIX NATIONS WTP	A-Base	\$26,065,812	\$4,136,368	Complete
ON	0136 - Wasauksing First Nation	FNWWAP SWOP	FNWWAP	\$69,600	\$69,600	Complete
ON	0137 - Shawanaga First Nation	FNWWAP SWOP	FNWWAP	\$109,878	\$109,878	Complete
ON	0142 - Albany Band	FNWWAP SWOP	FNWWAP	\$71,900	\$71,900	Complete
		ATTAWAPISKAT WATER QUALITY IMPROVEMENT MEASURES #RHFR				
ON	0143 - Attawapiskat Band	MEASURES #RHFR	A-Base	\$752,494	\$43,994	Complete
ON	0143 - Attawapiskat Band	FNWWAP SWOP	FNWWAP	\$115,400	\$115,400	Complete

ANNEX A: 372 Water & Wastewater Projects (April 1, 2013 to March 31, 2014)

Region	First Nation	Project Name	Funding Source	Total Cost (\$) (All Sources)	2013-2014 Amount Funded	Complete/In Progress
ON	0144 - Moose Cree First Nation	SEWAGE LAGOON UPGRADE - MOOSE CREE #RE2X	A-Base	\$2,908,810	\$69,000	Complete
ON	0150 - Wabaseemoong Band	FNWWAP SWOP	FNWWAP	\$94,608	\$94,608	Complete
ON	0150 - Wabaseemoong Band	WABASEEMOONG WWTP REPAIRS #RJ9C	A-Base	\$986,185	\$453,150	Complete
ON	0151 - Northwest Angle No 33 Band	FNWWAP SWOP	FNWWAP	\$155,400	\$155,400	Complete
ON	0152 - Northwest Angle No 37 Band	FNWWAP SWOP	FNWWAP	\$155,400	\$155,400	Complete
ON	0155 - Shoal Lake No 40 Band	SHOAL LAKE #40 FIRST NATION- WATER TREATMENT PLANT #RA47	FNWWAP	\$9,295,865	\$8,165	Complete
ON	0156 - Wabauskang First Nation	FNWWAP SWOP	FNWWAP	\$51,877	\$51,877	Complete
ON	0158 - Naotkamegwanning	FNWWAP SWOP	FNWWAP	\$60,800	\$60,800	Complete
ON	0158 - Naotkamegwanning	WEST END SERVICING DESIGN #RF1A	A-Base	\$6,864,576	\$13,374	Complete
ON	0159 - Mohawks Council of Akwesasne	FNWWAP O/M DISCRETIONARY	FNWWAP	\$51,500	\$51,500	Complete
ON	0159 - Mohawks Council of Akwesasne	TSI SNAIHNE FEASIBILITY STUDY AND WATER SUPPLY & DISTRIBUTION PROJECT #RDHJ	FNWWAP	\$7,805,690	\$196,993	Complete
ON	0163 - Algonquins of Pikwakanagan	URANIUM TESTING AND TREATMENT FOR INDIVIDUAL WELLS #RKOV	A-Base	\$56,810	\$56,810	Complete
ON	0164 - Mohawks of the Bay of Quinte	FNWWAP SWOP	FNWWAP	\$67,285	\$67,285	Complete

ANNEX A: 372 Water & Wastewater Projects (April 1, 2013 to March 31, 2014)

Region	First Nation	Project Name	Funding Source	Total Cost (\$) (All Sources)	2013-2014 Amount Funded	Complete/In Progress
ON	0172 - Aamjiwnaang First Nation	AAMJIWNAAG - WATER METER AND BACKFLOW PREVENTER #RKOB	A-Base	\$39,500	\$39,500	Complete
ON	0182 - Constance Lake Band	CONSTANCE LAKE - WELL FIELD CONNECTION WTP OPTIONS STUDY #RIBF	A-Base	\$1,090,365	\$15,282	Complete
ON	0182 - Constance Lake Band	CONSTANCE LAKE WELL LOCATION DEVELOPMENT PROGRAM #RI2J	A-Base	\$175,731	\$5,963	Complete
ON	0183 - Eabametoong First Nation Indian Band	WATER TREATABILITY STUDY AND OPTIONS ANALYSIS - EABAMETOONG #RE2P	A-Base	\$138,500	\$11,500	Complete
ON	0185 - Ginoogaming First Nation	FNWWAP O/M DISCRETIONARY	FNWWAP	\$16,668	\$16,668	Complete
ON	0186 - Marten Falls Band	FNWWAP O/M DISCRETIONARY	FNWWAP	\$362,560	\$362,560	Complete
ON	0186 - Marten Falls Band	FNWWAP SWOP	FNWWAP	\$105,113	\$105,113	Complete
ON	0186 - Marten Falls Band	MARTEN FALLS - WATER TREATABILITY STUDY #RIES	A-Base	\$172,420	\$48,130	Complete
ON	0195 - Pic Mobert Band	FNWWAP O/M DISCRETIONARY	FNWWAP	\$2,002	\$2,002	Complete
ON	0195 - Pic Mobert Band	FNWWAP SWOP	FNWWAP	\$41,993	\$41,993	Complete
ON	0203 - Mishkeegogamang Band	FNWWAP SWOP	FNWWAP	\$160,000	\$160,000	Complete
ON	0208 - Pikangikum Band	PIKANGIKUM	FNWWAP	\$230,000	\$230,000	Complete

ANNEX A: 372 Water & Wastewater Projects (April 1, 2013 to March 31, 2014)

Region	First Nation	Project Name	Funding Source	Total Cost (\$) (All Sources)	2013-2014 Amount Funded	Complete/In Progress
		WATER/SEWER TRUCK PURCHASE #RJT2				
ON	0210 - Kasabonika Lake Band	KASABONIKA RBC REPAIRS 2013 #RJQS	A-Base	\$27,877	\$27,877	Complete
ON	0210 - Kasabonika Lake Band	WASTEWATER TREATMENT OPTIONS #RJT6	A-Base	\$38,895	\$38,895	Complete
ON	0211 - Sandy Lake Band	FNWWAP SWOP	FNWWAP	\$102,800	\$102,800	Complete
ON	0213 - Muskrat Dam Lake Band	FNWWAP O/M DISCRETIONARY	FNWWAP	\$5,838	\$5,838	Complete
ON	0213 - Muskrat Dam Lake Band	FNWWAP SWOP	FNWWAP	\$110,000	\$110,000	Complete
ON	0235 - Obashkaandagaang	FNWWAP O/M DISCRETIONARY	FNWWAP	\$5,194	\$5,194	Complete
ON	0237 - Deer Lake Band	DEER LAKE WATER/SEWER TRUCK FIRE LOSS REPLACEMENT	FNWWAP	\$240,000	\$240,000	Complete
ON	0239 - Neskantaga First Nation	FNWWAP O/M DISCRETIONARY	FNWWAP	\$47,596	\$47,596	Complete
ON	0239 - Neskantaga First Nation	WTP TREATABILITY STUDY - NESKANTAGA	A-Base	\$319,577	\$9,050	Complete
ON	0241 - Nibinamik First Nation Band	FNWWAP O/M DISCRETIONARY	FNWWAP	\$2,616	\$2,616	Complete
ON	0243 - Kashechewan Band	FNWWAP SWOP	FNWWAP	\$1,534,150	\$1,534,150	Complete
ON	0259 - Slate Falls Nation Band	SLATE FALLS WATER SUPPLY & DISTRIBUTION SYSTEM UPGRADE	A-Base	\$150,000	\$150,000	Complete
ON	1003 - Keewaytinook Okimakanak	FNWWAP O/M	FNWWAP	\$266,000	\$266,000	Complete

ANNEX A: 372 Water & Wastewater Projects (April 1, 2013 to March 31, 2014)

Region	First Nation	Project Name	Funding Source	Total Cost (\$) (All Sources)	2013-2014 Amount Funded	Complete/In Progress
	Tribal Coun	DISCRETIONARY				
ON	1003 - Keewaytinook Okimakanak Tribal Council	FNWWAP SWOP	FNWWAP	\$729,718	\$729,718	Complete
ON	1048 - Windigo First Nations Council	FNWWAP SWOP	FNWWAP	\$400,016	\$400,016	Complete
ON	1075 - Shibogama Tribal Council	FNWWAP SWOP	FNWWAP	\$318,096	\$318,096	Complete
ON	1080 - Wabun Tribal Council	FNWWAP SWOP	FNWWAP	\$329,973	\$329,973	Complete
ON	3675 - Ontario Clean Water Agency	FNWWAP 24/7 Technical Support	FNWWAP	\$176,858	\$176,858	Complete
ON	4860 - Northern Waterworks Inc	FNWWAP 24/7 Technical Support	FNWWAP	\$258,183	\$258,183	Complete
ON	4860 - Northern Waterworks Inc	FNWWAP O/M DISCRETIONARY	FNWWAP	\$340,104	\$340,104	Complete
ON	9238 - Ont. First Nations Technical Servs	FNWWAP API	FNWWAP	\$409,000	\$409,000	Complete
ON	9238 - Ont. First Nations Technical Servs	FNWWAP CRTP	FNWWAP	\$1,876,600	\$1,876,600	Complete
MB	Bloodvein	S629 Bloodvein Lift Station Repair	A-base/FNWWA P	\$206,090	\$206,090	Complete
MB	Garden Hill	S578 Housing Plumbing Retrofits Phase II	FNWWAP	\$466,545	\$466,545	Complete
MB	Island Lake Tribal Council	S519 Sewer Truck Garage Facilities	FNWWAP	\$7,103,133	\$2,973	Complete
MB	Island Lake Tribal Council	S578 Housing Plumbing Retrofits Phase II	FNWWAP	\$4,768,000	\$568,000	Complete
MB	Keewatin Tribal Council	Northern Communities Opportunities fund	NCOF	\$500,861	\$500,861	Complete
MB	Keewatin Tribal Council (Bunibonibee)	S575 Housing Water and Sewer Retrofits Phase I	FNWWAP/Gat hering	\$4,671,900	\$1,374,400	Complete

ANNEX A: 372 Water & Wastewater Projects (April 1, 2013 to March 31, 2014)

Region	First Nation	Project Name	Funding Source	Total Cost (\$) (All Sources)	2013-2014 Amount Funded	Complete/In Progress
			Strength/A-Base			
MB	Keewatin Tribal Council (Shamattawa)	S533 Water Protocol Upgrade	Gathering Strength	\$1,638,600	\$578,600	Complete
MB	Little Grand Rapids	S562 WTP Expansion	FNWWAP	\$7,155,900	\$405,900	Complete
MB	Manto Sipi Cree Nation	S625 WTP Repair	NCOF	\$60,000	\$60,000	Complete
MB	Marcel Colomb	S614 15 House Septic Tank Replacement	Gathering Strength	\$357,650	\$357,650	Complete
MB	O-Chi-Chak-Ko-Sipi	S555 WTP Protocol Upgrades	FNWWAP	\$520,400	\$520,400	Complete
MB	Pinaymootang	S567 Water Protocol Upgrade	FNWWAP	\$725,891	\$122,370	Complete
MB	Red Sucker Lake	S578 Housing Plumbing Retrofits Phase II	FNWWAP	\$427,320	\$427,320	Complete
MB	Red Sucker Lake	S635 Water Truck Purchase	A-base/FNWWAP	\$110,873	\$110,873	Complete
MB	Sayisi Dene	S631 WTP Repair	FNWWAP	\$187,000	\$187,000	Complete
MB	Southeast Regional Development Corporation (Little Grand Rapids)	S627 WTP Repair & Bottled Water	FNWWAP	\$134,335	\$134,335	Complete
MB	St Theresa Pt	S578 Housing Plumbing Retrofits Phase II	FNWWAP	\$944,373	\$994,373	Complete
MB	Wasagamack	S578 Housing Plumbing Retrofits Phase II	FNWWAP	\$569,855	\$569,855	Complete
MB	York Factory	S632 Bottled Water	FNWWAP	\$52,505	\$52,505	Complete
SK	Canoe Lake	Water Treatment Plant Expansion	FNWWAP	\$5,693,000	\$1,743,000	Complete
SK	English River	Patuanak New Lagoon and SPS#1	FNWWAP	\$8,833,500	\$3,500,000	Complete

ANNEX A: 372 Water & Wastewater Projects (April 1, 2013 to March 31, 2014)

Region	First Nation	Project Name	Funding Source	Total Cost (\$) (All Sources)	2013-2014 Amount Funded	Complete/In Progress
SK	Lac La Ronge	Stanley Mission Lagoon Berm Raising	FNWWAP	\$602,200	\$602,200	Complete
SK	Mosquito	Water Treatment Upgrade	FNWWAP	\$3,990,000	\$686,600	Complete
SK	Muscowpetung	Back-up Well and Refurbish Existing Well	FNWWAP	\$290,000	\$99,000	Complete
SK	Muscowpetung	Lagoon Repairs	FNWWAP	\$180,000	\$50,000	Complete
SK	Muskeg Lake	Water Plant Upgrade	FNWWAP	\$2,311,900	\$1,066,900	Complete
SK	Nekaneet	Small Water System	FNWWAP	\$762,600	\$227,600	Complete
SK	Peepeekisis	Lagoon and Jet Replacements	A-Base	\$53,300	\$53,300	Complete
SK	Pelican Lake	WTP Upgrade	FNWWAP	\$4,712,200	\$182,000	Complete
SK	Peter Ballantyne	Southend Well protection and Supply to SPS	FNWWAP	\$50,000	\$111,000	Complete
SK	Poundmaker	Water Treatment Plant Upgrade/Expansion	FNWWAP	\$8,950,000	\$364,200	Complete
SK	Red Earth	Raw water Reservoir Expansion	FNWWAP	\$3,967,000	\$1,744,000	Complete
SK	Saulteaux	Water Treatment Plant Upgrade	FNWWAP	\$4,358,000	\$1,461,500	Complete
SK	Sturgeon Lake	East End SPS #1 Upgrade	FNWWAP	\$400,000	\$531,500	Complete
SK	Thunderchild	Water Treatment Plant Expansion Turtle Lake	FNWWAP	\$1,500,000	\$543,600	Complete
SK	Witchekan Lake	Water Treatment Plant Upgrade	FNWWAP	\$5,266,700	\$1,151,700	Complete
AB	Alexander	Alexander Lagoon Emergency Repairs	Gathering Strength	\$50,000	\$500,000	Complete

ANNEX A: 372 Water & Wastewater Projects (April 1, 2013 to March 31, 2014)

Region	First Nation	Project Name	Funding Source	Total Cost (\$) (All Sources)	2013-2014 Amount Funded	Complete/In Progress
AB	Alexander	Alexander Lagoon Feasibility Study	Gathering Strength	\$250,000	\$55,000	Complete
AB	Alexander	Alexander Water Truck	A-Base	\$209,000	\$68,947	Complete
AB	Alexander	Alexander Water Truck	Gathering Strength	\$209,000	\$140,053	Complete
AB	Beaver First Nation	Beaver Water System Design	FNWWAP	\$653,173	\$155,425	Complete
AB	Beaver First Nation	Beaver Water System Design	Gathering Strength	\$653,173	\$132,500	Complete
AB	Beaver Lake	Beaver Lake Water Feasibility Study	Gathering Strength	\$75,000	\$75,000	Complete
AB	Blood	Blood Standoff Raw Water Pipeline	FNWWAP	\$4,900,000	\$2,900,000	Complete
AB	Blood	Blood Tribe Vacuum Trucks	Gathering Strength	\$215,000	\$180,000	Complete
AB	Blood	Blood Tribe Water Trucks	Gathering Strength	\$335,000	\$315,000	Complete
AB	Driftpile	Driftpile Raw Water Reservoir Conversion	A-Base	\$99,326	\$99,326	Complete
AB	Driftpile	Driftpile Water & Sewer Line Emergency Repairs	A-Base	\$219,406	\$130,706	Complete
AB	Driftpile	Driftpile Water & Sewer Line Emergency Repairs	FNWWAP	\$219,406	\$33,700	Complete
AB	Driftpile	Driftpile Water & Sewer Line Emergency Repairs	Gathering Strength	\$219,406	\$55,000	Complete
AB	Enoch	Enoch Water Pump House/Reservoir Design	FNWWAP	\$491,300	\$491,300	Complete
AB	Fort McMurray	Ft McMurray Surge Pond Repair	A-Base	\$255,299	\$63,825	Complete

ANNEX A: 372 Water & Wastewater Projects (April 1, 2013 to March 31, 2014)

Region	First Nation	Project Name	Funding Source	Total Cost (\$) (All Sources)	2013-2014 Amount Funded	Complete/In Progress
AB	Frog Lake	Frog Lake Water Feasibility Study	Gathering Strength	\$90,000	\$90,000	Complete
AB	Heart Lake	Heart Lake WTP Repairs	Infra Alloc	\$90,400	\$90,400	Complete
AB	Horse Lake	WCTC Horse Lake Water Feasibility Study	Gathering Strength	\$200,000	\$75,000	Complete
AB	Kehewin	Kehewin Water Treatment Plant Feasibility Study	Gathering Strength	\$68,000	\$68,000	Complete
AB	Kehewin	Kehewin WTP Upgrades	A-Base	\$286,160	\$134,798	Complete
AB	Little Red River Cree Nation	LRRCN Fox Lake Water Interim Repairs	Gathering Strength	\$258,500	\$188,500	Complete
AB	Loon River	KTKN Loon River Joint Feasibility Study with MD	Gathering Strength	\$95,920	\$95,920	Complete
AB	Loon River	KTKN Loon River Sewer Extension	A-Base	\$31,548	\$31,548	Complete
AB	Loon River	KTKN Loon River WTP Truck Fill	A-Base	\$350,000	\$150,000	Complete
AB	Louis Bull	Louis Bull Water Hauling	A-Base	\$1,594,400	\$120,000	Complete
AB	Montana	Montana Water Feasibility Study	Gathering Strength	\$425,000	\$75,000	Complete
AB	Montana	Montana WTP Fire Pump	A-Base	\$25,000	\$25,000	Complete
AB	Montana	Montana WTP Upgrades	Gathering Strength	\$140,000	\$136,500	Complete
AB	Paul	Paul Vacuum Trucks	A-Base	\$200,000	\$197,000	Complete
AB	Piikani	Piikani Water Study	Emerg Mgmt	\$65,000	\$30,000	Complete
AB	Saddle Lake	Saddle Lake Core Area Water Pumphouse Repairs	Gathering Strength	\$166,000	\$16,000	Complete

ANNEX A: 372 Water & Wastewater Projects (April 1, 2013 to March 31, 2014)

Region	First Nation	Project Name	Funding Source	Total Cost (\$) (All Sources)	2013-2014 Amount Funded	Complete/In Progress
AB	Saddle Lake	Saddle Lake Waste Water Repairs	Gathering Strength	\$2,073,411	\$1,760,000	Complete
AB	Samson	Samson Lagoon and Lift Station Repairs	A-Base	\$112,267	\$112,267	Complete
AB	Stoney	Stoney Morley Water Study	Infra Alloc	\$75,000	\$75,000	Complete
AB	Stoney	Stoney Vacuum Truck Purchase Flood Mitigation	A-Base	\$245,250	\$49,050	Complete
AB	Stoney	Stoney Water Leak Repairs	Gathering Strength	\$102,479	\$102,479	Complete
AB	Stoney	Stoney Water Truck Purchase Flood Mitigation	A-Base	\$193,210	\$19,310	Complete
AB	Sturgeon Lake	WCTC Sturgeon Lake Water Trucks	A-Base	\$366,461	\$366,461	Complete
AB	Tallcree	Tallcree (South) Water Treatment (Investment Opportunity)	A-Base	\$9,988,276	\$4,142,553	Complete
AB	Tallcree	Tallcree (South) Water Treatment (Investment Opportunity)	FNWWAP	\$9,988,276	\$3,574,755	Complete
AB	Tsuu T'ina	Tsuu T'ina Lift Station Repairs	A-Base	\$204,555	\$204,555	Complete
AB	Whitefish Lake #128	Whitefish #128 Truck Fill Installation	Gathering Strength	\$100,000	\$100,000	Complete
AB	Whitefish Lake #128	Whitefish Lake #128 Water Feasibility Study	Gathering Strength	\$50,000	\$50,000	Complete
AB	Whitefish Lake #459	KTKN WFL#459	FNWWAP	\$2,398,620	\$1,418,620	Complete

ANNEX A: 372 Water & Wastewater Projects (April 1, 2013 to March 31, 2014)

Region	First Nation	Project Name	Funding Source	Total Cost (\$) (All Sources)	2013-2014 Amount Funded	Complete/In Progress
		Atigameg Wastewater Upgrades				
AB	Whitefish Lake #459	KTKN WFL#459 Atigameg Wastewater Upgrades	Gathering Strength	\$2,398,620	\$180,000	Complete
AB	Whitefish Lake #459	KTKN Whitefish Atigameg #459 Water Hydro Geo Study	Gathering Strength	\$1,050,000	\$150,000	Complete
AB	Whitefish Lake #459	KTKN Whitefish Atikameg Waste Water Design	Gathering Strength	\$389,770	\$43,148	Complete
AB	Woodland Cree Nation	KTKN Marten Lake Water Truck	A-Base	\$194,400	\$48,440	Complete
AB	Woodland Cree Nation	KTKN Marten Lake Water Truck	FNWWAP	\$194,400	\$146,000	Complete
AB	First Nations (Alberta) Technical Services Advisory Group (TSAG)	TSAG Purchase Trailer Mounted Emergency Services Pump	Emerg Mgmt	\$25,800	\$25,800	Complete
BC	?Akisq'Nuk First Nation	Community Water Supply	A-Base	\$3,821,003	\$27,000	Complete
BC	?Esdilagh First Nation	Cat 1 - DWS Upgrade	FNWWAP	\$1,765,160	\$88,334	Complete
BC	Carrier Chilcotin Tribal Council	Ulkatcho Effluent Monitoring Program	A-base/FNWWA P	\$385,620	\$29,120	Complete
BC	Cowichan Tribes	Club Road Sanitary Sewer	A-base/FNWWA P	\$111,879	\$111,879	Complete
BC	Dzawada'Enuxw First Nation	Kingcome River Watershed Analysis	A-base/FNWWA	\$712,782	\$33,522	Complete

ANNEX A: 372 Water & Wastewater Projects (April 1, 2013 to March 31, 2014)

Region	First Nation	Project Name	Funding Source	Total Cost (\$) (All Sources)	2013-2014 Amount Funded	Complete/In Progress
			P			
BC	Fort Nelson First Nation	Fort Nelson PRV #1 Replacement	FNWWAP	\$142,545	\$142,545	Complete
BC	Gitsegukla Indian Band	FNWMS- Wastewater Treatment Assessment	FNWWAP	\$909,198	\$596,698	Complete
BC	Gwa'Sala-Nakwaxda'Xw Indian Band	Watermain Extension and Looping	A-Base	\$949,539	\$783,223	Complete
BC	Hagwilget Village	FNWMS Sewage Treatment	A-base/FNWWA P	\$2,732,891	\$61,032	Complete
BC	Haisla Nation	Liftstation Remediation	A-Base	\$235,532	\$229,532	Complete
BC	Halalt Indian Band	FNWWAP Community Waterworks System Halalt IR #2	A-base/FNWWA P	\$2,977,668	\$735,633	Complete
BC	Kitsumkalum Indian Band	Lift Station Upgrade	A-base/FNWWA P	\$205,088	\$28,030	Complete
BC	Kwadacha Indian Band	Water Distribution and Road Reconstruction	A-base/FNWWA P	\$4,622,758	\$300,134	Complete
BC	Little Shuswap Lake Indian Band	Quaaout IR 1 Emergency Well Replacement	A-base/FNWWA P	\$251,894	\$35,248	Complete
BC	Lower Kootenay Indian Band	FNWMS DWS Improvements Creston I.R. #1	A-base/FNWWA P	\$2,383,930	\$1,844,337	Complete
BC	Nazko First Nation	FNWMS DWS Supply & Treatment IR#20	A-base/FNWWA P	\$3,622,607	\$233,139	Complete

ANNEX A: 372 Water & Wastewater Projects (April 1, 2013 to March 31, 2014)

Region	First Nation	Project Name	Funding Source	Total Cost (\$) (All Sources)	2013-2014 Amount Funded	Complete/In Progress
BC	Okanagan Indian Band	FNWMS DWS Improvements Bradley Creek, Okanagan I.R. # 1	A-base/FNWWA P	\$5,759,449	\$2,280,039	Complete
BC	Pacheedaht First Nation	Water System Upgrade	FNWWAP	\$270,082	\$244,040	Complete
BC	Quatsino Indian Band	Sanitary Sewer I & I Upgrade	A-base/FNWWA P	\$725,678	\$213,174	Complete
BC	Skidegate Indian Band	WTP Intake Slide Repairs	A-base/FNWWA P	\$162,204	\$55,185	Complete
BC	Snuneymuxw First Nation	IR#4 Sanitary Pump Station	A-base/FNWWA P	\$1,732,231	\$1,601,231	Complete
BC	Snuneymuxw First Nation	Snuneymuxw IR4 water supply	A-base/FNWWA P	\$1,132,727	\$219,488	Complete
BC	Stswecem'C Xgat'Tem First Nation	FNWMS DWS Treatment and Storage Dog Creek I.R. # 1	A-base/FNWWA P	\$2,123,239	\$104,222	Complete
BC	Tla-O-Qui-Aht First Nations	FNWWAP Sewer Forcemain IR #3 - Tofino	A-base/FNWWA P	\$5,522,591	\$21,035	Complete
BC	Tl'Etinqox Government	Water Systems Upgrade	FNWWAP	\$1,600,000	\$248,224	Complete
BC	Tsartlip Indian Band	MTSA Sewer System Upgrade	FNWWAP	\$1,439,651	\$1,054,536	Complete
BC	Tseshah	Santu Subdivision Extension - Tsahaheh IR#1	A-base/FNWWA P	\$1,232,943	\$237,982	Complete

ANNEX A: 372 Water & Wastewater Projects (April 1, 2013 to March 31, 2014)

Region	First Nation	Project Name	Funding Source	Total Cost (\$) (All Sources)	2013-2014 Amount Funded	Complete/In Progress
BC	Upper Nicola Indian Band	FNWMS Well Water Assessment Nicola Lake I.R. #1	FNWWAP	\$332,055	\$2,200,000	Complete
BC	Westbank First Nation	Coyote Crescent Sanitary Sewer IR#9	A-base/FNWWA P	\$292,592	\$257,023	Complete
BC	Whispering Pines/Clinton Indian Band	FNWMS DWS Improvement Whispering Pines I.R. #4	A-base/FNWWA P	\$2,329,302	\$1,183,353	Complete
BC	Williams Lake Indian Band	FNWMS DWS Improvement Williams Lake I.R. # 1	A-base/FNWWA P	\$5,241,320	\$125,000	Complete
BC	Williams Lake Indian Band	Sugar Cane IR#1 Lagoon Upgrade	FNWWAP	\$214,280	\$3,341	Complete
YK	Liard First Nation	2 Mile Water Treatment Plant Completion	Gathering Strength	\$2,372,000	\$25,000	Complete
YK	Ross River Dena Council	Septic Fields	Gathering Strength	\$30,495	\$30,495	Complete
AT	Bear River	Wastewater	FNWWAP	\$451,500	\$215,000	In Progress
AT	Eel Ground FN	Water System Improvements	A-Base	\$7,231,500	\$800,000	In Progress
AT	Elsipogtog FN	Water Infrastructure Project	A-Base	\$4,480,000	\$0	In Progress
AT	Glooscap	Water	A-Base	\$1,120,000	\$45,500	In Progress
AT	Pabineau	Water Storage and System Upgrades	Gathering Strength	\$6,825,454	\$1,154,354	In Progress
AT	Shubenacadie	Water O&M	FNWWAP		\$22,700	In

ANNEX A: 372 Water & Wastewater Projects (April 1, 2013 to March 31, 2014)

Region	First Nation	Project Name	Funding Source	Total Cost (\$) (All Sources)	2013-2014 Amount Funded	Complete/In Progress
						Progress
AT	Shubenacadie	Water Systems	A-Base	\$754,373	\$404,373	In Progress
AT	Woodstock FN	Wastewater Feasibility Study	A-Base	\$219,000	\$93,000	In Progress
QC	Cra	Formation des Premières Nations	FNWWAP	\$335,200	\$335,200	In Progress
QC	Cree	Cree RNF / Eau - QA82	RNF	\$1,710,000	\$1,710,000	In Progress
QC	Cree	Stratégie Eau - QM31	FNWWAP	\$1,006,700	\$1,006,700	In Progress
QC	Divers	Formation des Premières Nations / Soutien technique	FNWWAP	\$178,434	\$178,434	In Progress
QC	Divers	Mise au point de systèmes / Nettoyage de puits	FNWWAP	\$436,679	\$436,679	In Progress
QC	Kanesatake	Waste water system rehabilitation - QL40	A-Base	\$300,000	\$150,000	In Progress
QC	Kanesatake	Water sytem rehabilitation - QL41	A-Base	\$300,000	\$150,000	In Progress
QC	Kitig.Zibi	Water and sewer Infrastructure - QM29	A-Base	\$2,800,000	\$185,295	In Progress
QC	Lac Simon	Développement rue Ogima - QL95	A-Base	\$1,547,612	\$430,000	In Progress
QC	Mamit	Programme de formation itinérante	FNWWAP	\$1,100,000	\$1,100,000	In Progress
QC	Mamuitun	Colloque des opérateurs	FNWWAP	\$139,730	\$139,730	In Progress

ANNEX A: 372 Water & Wastewater Projects (April 1, 2013 to March 31, 2014)

Region	First Nation	Project Name	Funding Source	Total Cost (\$) (All Sources)	2013-2014 Amount Funded	Complete/In Progress
QC	Mamuitun	Formation continue	A-Base / O&M	\$203,000	\$203,000	In Progress
QC	Natashquan	Réhabilitation des étangs aérés - QC90	A-base/FNWWA P	\$2,740,919	\$2,282,902	In Progress
QC	Natashquan	Réservoir eau potable - QM30	A-Base	\$2,930,774	\$71,783	In Progress
QC	Pessamit	Alimentation et trait. Eau potable - Phase 3 - QM21	FNWWAP	\$14,107,710	\$2,500,000	In Progress
QC	Timiskaming	Sludge treatment	A-Base	\$28,091	\$28,091	In Progress
QC	Wemotaci	Eau potable - QM42	A-Base	\$252,577	\$252,577	In Progress
ON	0128 - Naicatchewenin Band	NAICATCHEWENIN WATER TREATMENT PILOT STUDY #RJ6K	A-Base	\$91,814	\$33,354	In Progress
ON	0137 - Shawanaga First Nation	SHAWANAGA 2012 WATER TREATMENT PLANT UPGRADES #RJLH	A-Base	\$2,222,500	\$100,000	In Progress
ON	0160 - Alderville First Nation	CANADA-ONTARIO DRINKING WATER IMPROVEMENT INITIATIVE - ALDERVILLE #RJTA	FNWWAP	\$1,358,326	\$50,000	In Progress
ON	0166 - Chippewas Of The Thames 1st Nation	CHIPPEWAS OF THE THAMES WTP INTERIM UPGRADE #RJKD	FNWWAP	\$1,829,792	\$747,869	In Progress

ANNEX A: 372 Water & Wastewater Projects (April 1, 2013 to March 31, 2014)

Region	First Nation	Project Name	Funding Source	Total Cost (\$) (All Sources)	2013-2014 Amount Funded	Complete/In Progress
ON	0166 - Chippewas Of The Thames 1st Nation	CHIPPEWAS OF THE THAMES WTP INTERIM UPGRADE #RJKD	A-Base	\$1,829,792	\$82,400	In Progress
ON	0168 - Munsee-Delaware First Nation	CANADA-ONTARIO DRINKING WATER IMPROVEMENT INITIATIVE - MUNSEE DELAWARE #RJTC	FNWWAP	\$1,670,000	\$934,432	In Progress
ON	0173 - Zhiibaahaasing First Nation	CANADA-ONTARIO DRINKING WATER IMPROVEMENT INITIATIVE - ZHIIBAHAASING #RJT9	FNWWAP	\$73,516	\$36,758	In Progress
ON	0176 - Sheguiandah Band	SHEGUIANDAH COMMUNICATIONS LINK INVESTIGATION #RJT0	A-Base	\$30,000	\$6,000	In Progress
ON	0195 - Pic Mobert Band	NEW WATER TREATMENT PLANT #RFN7	A-Base	\$11,078,082	\$495,300	In Progress
ON	0201 - Serpent River Band	SERPENT RIVER NEW WATER TREATMENT PLANT #RCA4	A-Base	\$12,630,000	\$3,568,997	In Progress
ON	0205 - Lac Seul Band	CANADA-ONTARIO DRINKING WATER IMPROVEMENT INITIATIVE - LAC SEUL #RJTB	FNWWAP	\$74,452	\$9,720	In Progress

ANNEX A: 372 Water & Wastewater Projects (April 1, 2013 to March 31, 2014)

Region	First Nation	Project Name	Funding Source	Total Cost (\$) (All Sources)	2013-2014 Amount Funded	Complete/In Progress
ON	0205 - Lac Seul Band	CANADA-ONTARIO DRINKING WATER IMPROVEMENT INITIATIVE - LAC SEUL #RJTB	FNWWAP	\$1,023,207	\$570,877	In Progress
ON	0235 - Obashkaandagaang	OBASHKAANDAGAANG PUMPHOUSE REPAIRS	FNWWAP	\$45,000	\$40,000	In Progress
ON	0240 - Webequie	WEBEQUIE WTP/SEWAGE TREATMENT UPGRADE PROJECT	A-Base	\$12,759,467	\$2,560	In Progress
ON	0243 - Kashechewan Band	WTP UPGRADE/FIRE PUMP BACKUP POWER - KASHECHEWAN	FNWWAP	\$2,440,750	\$50,000	In Progress
MB	Black River	S507 WTP and Lagoon Expansion	FNWWAP	\$7,250,100	\$3,729,300	In Progress
MB	Bunibonibee	S630 Lift Station Repair	FNWWAP	\$89,400	\$89,400	In Progress
MB	Frontier Shool Division (Norway House)	S621 Jack River School W/WW Upgrade	FNWWAP	\$4,057,644	\$1,023,900	In Progress
MB	Gods Lake	S531 STP Upgrade	FNWWAP	\$10,671,200	\$5,029,200	In Progress
MB	Hollow Water	S525 WTP	FNWWAP	\$8,584,353	\$41,423	In Progress
MB	Hollow Water	S626 Lift Station Upgrades	A-base/FNWWA P	\$363,850	\$363,850	In Progress
MB	Island Lake Tribal Council	S619 Housing Plumbing	NCOF/FNWW	\$13,933,012	\$3,863,012	In

ANNEX A: 372 Water & Wastewater Projects (April 1, 2013 to March 31, 2014)

Region	First Nation	Project Name	Funding Source	Total Cost (\$) (All Sources)	2013-2014 Amount Funded	Complete/In Progress
		Retrofits Phase III	AP			Progress
MB	Keewatin Tribal Council (Bunibonibee)	S575 Housing Water and Sewer Retrofits Phase II	NCOF	\$4,669,000	\$3,869,000	In Progress
MB	Lake St Martin	S435 W/WW Facility Upgrade	FMC 40M	\$24,876,489	\$545,681	In Progress
MB	Misipawistic (Grand Rapids)	S601 Lagoon Upgrade	A-base/FNWWA P	\$3,124,626	\$1,663,102	In Progress
MB	Skownan	S504 WTP Upgrade	FNWWAP	\$3,737,625	\$69,925	In Progress
MB	West Region Tribal Council	Annual Inspections	FNWWAP	\$68,145	\$68,145	In Progress
MB	West Region Tribal Council	Wastewater Monitoring	FNWWAP		\$134,868	In Progress
MB	York Factory	S634 WTP Repair	FNWWAP	\$788,555	\$536,924	In Progress
SK	Canoe Lake	Eagles lake Lagoon Upgrade	FNWWAP	\$2,727,000	\$50,000	In Progress
SK	Canoe Lake	Eagles Lake WTP Upgrade	FNWWAP	\$750,000	\$400,000	In Progress
SK	Carry the Kettle	Lagoon Expansion	FNWWAP	\$773,000	\$21,000	In Progress
SK	Cote	Water System Recharge	FNWWAP	\$1,275,000	\$197,000	In Progress
SK	Cumberland House	Pemmican Portage Lagoon	A-Base	\$2,113,700	\$64,800	In Progress
SK	Hatchet Lake	Water and Sewer Study	A-Base	\$182,000	\$100,000	In Progress
SK	James Smith	Water Treatment	FNWWAP	\$7,173,000	\$2,539,000	In

ANNEX A: 372 Water & Wastewater Projects (April 1, 2013 to March 31, 2014)

Region	First Nation	Project Name	Funding Source	Total Cost (\$) (All Sources)	2013-2014 Amount Funded	Complete/In Progress
		Upgrade				Progress
SK	Kinistin	SPS Upgrades	A-Base	\$15,200	\$15,200	In Progress
SK	Lac La Ronge	Stanley Mission THM WTP Upgrade	FNWWAP	\$5,610,000	\$431,200	In Progress
SK	Lac La Ronge	Sucker River Lagoon Expansion	FNWWAP	\$1,075,000	\$100,000	In Progress
SK	Makwa Sahgaiehan	Water Treatment Plant Upgrade	FNWWAP	\$5,315,600	\$1,000,000	In Progress
SK	Ministikwan Lake	Mudie Lake WTP Upgrade	FNWWAP	\$750,000	\$50,000	In Progress
SK	Montreal Lake	Lagoon Study	A-Base	\$30,000	\$30,000	In Progress
SK	Moosomin	Water Treatment Plant Upgrade	FNWWAP	\$5,390,000	\$2,308,500	In Progress
SK	Mosquito	Core Area Drainage	A-Base	\$125,000	\$105,000	In Progress
SK	Muskoday	Water Supply Upgrade	FNWWAP	\$1,141,500	\$12,500	In Progress
SK	Muskowekwan	New Lagoon	A-Base	\$3,075,000	\$100,000	In Progress
SK	Pasqua	Community Lagoon Expansion	FNWWAP	\$1,000,000	\$100,000	In Progress
SK	Peter Ballantyne	Pelican Narrows WTP	FNWWAP	\$2,370,000	\$120,000	In Progress
SK	Peter Ballantyne	Sandy Bay Sewage Pumping Station Upgrades	A-Base	\$3,750,000	\$1,000,000	In Progress
SK	Red Earth	Lagoon Repairs	A-Base	\$230,000	\$230,000	In

ANNEX A: 372 Water & Wastewater Projects (April 1, 2013 to March 31, 2014)

Region	First Nation	Project Name	Funding Source	Total Cost (\$) (All Sources)	2013-2014 Amount Funded	Complete/In Progress
						Progress
SK	Red Earth	Water Supply Study	A-Base	\$6,342,000	\$50,000	In Progress
SK	Shoal Lake	WTP Upgrade	FNWWAP	\$5,100,500	\$520,000	In Progress
SK	Sturgeon Lake	WTP Upgrade	FNWWAP	\$2,000,000	\$150,000	In Progress
SK	White Bear	WTP Upgrade	FNWWAP	\$4,620,000	\$300,000	In Progress
SK	Witchehan Lake	Sewage Lagoon Expansion	FNWWAP	\$2,225,000	\$200,000	In Progress
AB	Beaver Lake	Beaver Lake Water Hauling	A-Base	\$50,447	\$32,483	In Progress
AB	Dene Tha'	Dene Tha' Meander River Water Design	FNWWAP	\$455,000	\$330,000	In Progress
AB	Dene Tha'	Dene Tha' Meander River Water Design	Gathering Strength	\$455,000	\$25,000	In Progress
AB	Little Red River Cree Nation	LRRCN JDP WTP Design & Construction	FNWWAP	\$2,672,414	\$340,000	In Progress
AB	Little Red River Cree Nation	LRRCN JDP WTP Design & Construction	Gathering Strength	\$2,672,414	\$20,000	In Progress
AB	North Peace Tribal Council	NPTC Northern Alberta WTP Bundled Projects	A-Base	\$1,411,765	\$443,965	In Progress
AB	North Peace Tribal Council	NPTC Northern Alberta WTP Bundled Projects	FNWWAP	\$1,411,765	\$376,300	In Progress
AB	North Peace Tribal Council	NPTC Northern Alberta WTP Bundled Projects	Gathering Strength	\$1,411,765	\$91,500	In Progress
AB	Paul	Paul Water & Wastewater Design	Gathering Strength	\$3,000,000	\$300,000	In Progress

ANNEX A: 372 Water & Wastewater Projects (April 1, 2013 to March 31, 2014)

Region	First Nation	Project Name	Funding Source	Total Cost (\$) (All Sources)	2013-2014 Amount Funded	Complete/In Progress
AB		TSAG FN Comprehensive Water Strategy	A-Base	\$200,000	\$200,000	In Progress
BC	?Akisq'Nuk First Nation	FNWMS-DWS COLUMBIA LAKE IR#3 NORTH COMMUNITY	A-base/FNWWA P	\$225,044	\$110,000	In Progress
BC	Adams Lake Indian Band	FNWWAP WATER SUPPLY & TREATMENT - SAHHLTKUM IR#4	A-base/FNWWA P	\$1,250,000	\$190,000	In Progress
BC	Alexis Creek Indian Band	FNWMS IR 1 Water System Upgrades	A-base/FNWWA P	\$2,550,000	\$29,130	In Progress
BC	Blueberry River First Nations	FNWMS Water System Upgrades	A-base/FNWWA P	\$800,000	\$173,008	In Progress
BC	Bonaparte Indian Band	DWS Upgrading Bonaparte IR#3	A-base/FNWWA P	\$4,059,126	\$397,179	In Progress
BC	Boothroyd Indian Band	FNWMS DWS Upgrading Kahmoose I.R. # 4	A-base/FNWWA P	\$2,289,427	\$1,648,467	In Progress
BC	Bridge River Indian Band	FNWMS DWS Supply/Treatment Improvement Bridge River IR #1	A-base/FNWWA P	\$2,931,302	\$520,051	In Progress
BC	Canim Lake Indian Band	FNWMS DWS Improvements East and West Community	FNWWAP	\$2,029,565	\$48,575	In Progress

ANNEX A: 372 Water & Wastewater Projects (April 1, 2013 to March 31, 2014)

Region	First Nation	Project Name	Funding Source	Total Cost (\$) (All Sources)	2013-2014 Amount Funded	Complete/In Progress
BC	Cayoos Creek Indian Band	FNWMS Well Investigation/Installation Cayoos Creek I.R. #1	A-base/FNWWA P	\$1,454,390	\$109,045	In Progress
BC	Cheam Indian Band	Water Systems Upgrade	A-Base	\$2,008,789	\$115,097	In Progress
BC	Cowichan Tribes	FNWMS Wilson Road Community Water System Cowichan IR #1	A-base/FNWWA P	\$2,510,534	\$159,613	In Progress
BC	Doig River First Nation	FNWMS DWS Improvements Doig River I.R. # 206	A-base/FNWWA P	\$2,687,813	\$45,963	In Progress
BC	Esk'etemc	FNWMS DWS Improvements Alkali Lake I.R. #1	A-base/FNWWA P	\$3,542,182	\$94,399	In Progress
BC	Halalt Indian Band	Sewer Collection & Disposal Halalt IR #2	A-base/FNWWA P	\$1,870,763	\$9,380	In Progress
BC	Halfway River First Nation	FNWMS DWS Treatment Facility Halfway River I.R. # 168	A-base/FNWWA P	\$1,614,796	\$88,645	In Progress
BC	Kitselas Indian Band	Water System Upgrade - Gitaus IR no.1	A-Base	\$4,196,098	\$602,088	In Progress
BC	Klahoose First Nation	FNWMS Water Supply Assessment/Hydrogeotechnical Study	A-base/FNWWA P	\$1,950,000	\$94,886	In Progress
BC	Kwikwasut'inuxw Haxwa'Mis	FNWWAP Water Treatment Plant Upgrades	FNWWAP	\$1,231,869	\$347,817	In Progress
BC	Lake Babine Nation	FNWMS Improvements	A-	\$1,344,426	\$50,000	In

ANNEX A: 372 Water & Wastewater Projects (April 1, 2013 to March 31, 2014)

Region	First Nation	Project Name	Funding Source	Total Cost (\$) (All Sources)	2013-2014 Amount Funded	Complete/In Progress
		to Wastewater System Babine I.R. #6	base/FNWWA P			Progress
BC	Lhoosk'Uz Dene Nation	FNWMS Domestic Water Supply Improvements - Kluskus I.R. # 1	A-base/FNWWA P	\$1,649,050	\$89,050	In Progress
BC	Lhoosk'Uz Dene Nation	Sewage Disposal System Upgrade IR#1	A-base/FNWWA P	\$500,000	\$27,665	In Progress
BC	Lhtako Dene Nation	FNWMS DWS Improvement Quesnel I.R. #1	A-base/FNWWA P	\$1,597,400	\$17,938	In Progress
BC	Little Shuswap Lake Indian Band	FNWMS DWS Improvements Quaaout IR #1 & North Bay IR #5	A-base/FNWWA P	\$5,291,285	\$249,923	In Progress
BC	Lower Similkameen Band	FNWMS Water System Ashnola IR #10	A-base/FNWWA P	\$1,657,289	\$309,622	In Progress
BC	Lower Stl'Atl'Imx Tribal Council	Community Wastewater Disposal System - Skatin	A-base/FNWWA P	\$1,022,000	\$40,755	In Progress
BC	Lytton Indian Band	Stein Intake Backwash System	A-Base	\$463,272	\$88,624	In Progress
BC	Metlakatla Indian Band	FNWMS Sewage Treatment and Disposal Facility	A-base/FNWWA P	\$9,346,648	\$378,346	In Progress
BC	Musqueam Indian Band	AC Watermain Pipe Replacement	A-Base	\$842,955	\$734,729	In Progress
BC	Nadleh Whut'En Indian Band	FNWMS North Shore Sewer System Study	A-base/FNWWA	\$2,242,861	\$75,000	In Progress

ANNEX A: 372 Water & Wastewater Projects (April 1, 2013 to March 31, 2014)

Region	First Nation	Project Name	Funding Source	Total Cost (\$) (All Sources)	2013-2014 Amount Funded	Complete/In Progress
			P			
BC	Nuxalk Nation Band	FNWWAP Liquid Waste Disposal	A-Base	\$859,686	\$160,437	In Progress
BC	Osoyoos Indian Band	Osoyoos IR #1 Domestic Water System Improvements	A-base/FNWWA P	\$3,862,640	\$263,015	In Progress
BC	Prophet River First Nation	Domestic Water Source / Treatment Assessment	A-base/FNWWA P	\$183,959	\$93,959	In Progress
BC	Samahquam Indian Band	FNWWAP DWS Improvements	FNWWAP	\$1,462,407	\$294,047	In Progress
BC	Saulteau First Nations	FNWMS DWS Improvements East Moberly I.R. #169	A-base/FNWWA P	\$4,707,071	\$34,400	In Progress
BC	Siska Indian Band	Water Supply Improvements IR#5/5B	A-Base	\$109,506	\$75,230	In Progress
BC	Skatin Nations	FNWMS - Skatine Water System Improvements	A-base/FNWWA P	\$300,000	\$55,035	In Progress
BC	Skidegate Indian Band	Skarkedus Lake Dam Assessment and Major Maintenance	A-base/FNWWA P	\$1,465,916	\$98,475	In Progress
BC	Sliammon Indian Band	FNWMS- Wastewater Treatment/ Disposal System	A-base/FNWWA P	\$10,285,019	\$321,597	In Progress
BC	Snuneymuxw First Nation	FNWMS- Nanaimo River 2,3&4 Sewage Disposal & Subdivision	A-base/FNWWA P	\$791,973	\$78,606	In Progress
BC	Splatsin	FNWMS - Enderby IR#2	A-	\$1,045,632	\$246,905	In

ANNEX A: 372 Water & Wastewater Projects (April 1, 2013 to March 31, 2014)

Region	First Nation	Project Name	Funding Source	Total Cost (\$) (All Sources)	2013-2014 Amount Funded	Complete/In Progress
		Jackpine & Canyon	base/FNWWAP			Progress
BC	Spuzzum Indian Band	Inkawathia and Skemis Water Intake Upgrades	A-Base	\$454,448	\$104,042	In Progress
BC	Spuzzum Indian Band	Spuzzum IR#1 Slope Stabilization and Drainage	A-base/FNWWAP	\$56,045	\$51,045	In Progress
BC	St. Mary'S Indian Band	Water Reservoir Replacement St. Mary's IR #1A	FNWWAP	\$1,583,587	\$770,000	In Progress
BC	Stz'Uminus First Nation	Emergency Water Supply IR 13	A-base/FNWWAP	\$681,799	\$320,580	In Progress
BC	Stz'Uminus First Nation	FNWWAP Long Term Water Supply - Ladysmith Connection	FNWWAP	\$203,390	\$203,390	In Progress
BC	T'it'Q'Et	McCartney's Flat Water Supply Study	A-base/FNWWAP	\$47,036	\$29,992	In Progress
BC	T'it'Q'Et	Water System Improvements	A-Base	\$573,113	\$216,772	In Progress
BC	Toosey Indian Band	FNWMS DWS Improvements Toosey I.R. # 1	A-base/FNWWAP	\$3,714,500	\$177,900	In Progress
BC	Toquaht Indian Band	FNWWAP Water Treatment & System Upgrades	FNWWAP	\$2,227,822	\$106,337	In Progress
BC	Tsawout First Nation	FNWMS - Water and Sewer Servicing	A-base/FNWWA	\$55,982	\$9,351	In Progress

ANNEX A: 372 Water & Wastewater Projects (April 1, 2013 to March 31, 2014)

Region	First Nation	Project Name	Funding Source	Total Cost (\$) (All Sources)	2013-2014 Amount Funded	Complete/In Progress
		Feasibility -569 Semiahmoo	P			
BC	Ts'Kw'Aylaxw First Nation	FNWMS DWS Improvements Pavilion I.R. #1 Marble Canyon IR#3	A-base/FNWWA P	\$2,224,067	\$245,000	In Progress
BC	Uchucklesaht Indian Band	FNWMS Water System Upgrade - Elhlatese IR #2	A-base/FNWWA P	\$1,829,320	\$40,000	In Progress
BC	Ucluelet First Nation	FNWMS- DWS Upgrade	FNWWAP	\$3,912,063	\$3,599,143	In Progress
BC	West Moberly First Nations	Water Treatment Plant Upgrade	A-base/FNWWA P	\$4,326,000	\$87,000	In Progress
BC	Xaxli'P Indian Band	PRV Station Upgrade Xaxli'p IR #1	A-base/FNWWA P	\$77,654	\$5,475	In Progress
BC	Xeni Gwet'In First Nations Government	FNWMS DWS Improvement Lohbihee I.R. # 3	A-base/FNWWA P	\$2,264,000	\$112,840	In Progress
BC	Xeni Gwet'In First Nations Government	Septic Waste Disposal System	A-base/FNWWA P	\$81,000	\$81,000	In Progress
BC	Yunesit'In Government	FNWMS Sewage Lagoons Upgrade Stone I.R. # 1	A-base/FNWWA P	\$1,217,996	\$72,158	In Progress
YK	Daylu Dena Council	WTP Pre-Design/Design	Gathering Strength	\$2,853,625	\$77,000	In Progress
YK	Dease River	Water Line Extension &	FNWWAP	\$1,877,635	\$473,113	In

ANNEX A: 372 Water & Wastewater Projects (April 1, 2013 to March 31, 2014)

Region	First Nation	Project Name	Funding Source	Total Cost (\$) (All Sources)	2013-2014 Amount Funded	Complete/In Progress
		reservoir				Progress
YK	Liard First Nation	Cluster Well Upgrades	Gathering Strength	\$615,300	\$146,000	In Progress

ANNEX B: 99 - School Projects (April 1, 2013 to March 31, 2014)

Region	First Nation	Project Name	Funding Source	Total Cost (\$) (All Sources)	2013-2014 Amount Funded	Complete /In Progress
AT	Kingsclear FN	School Deficiencies	A-Base	\$27,840	\$27,840	Complete
AT	St Mary's FN	School Deficiencies	A-Base	\$38,526	\$11,110	Complete
QC	Lac Simon	Rénovation - École secondaire	A-Base	\$182,403	\$182,403	Complete
QC	Long Point	Revue architecturale	A-Base	\$30,855	\$30,855	Complete
QC	Manawan	École primaire - Rénovation	A-Base	\$1,448,663	\$1,100,511	Complete
QC	Opitciwan	École - Réhabilitation - QM46	A-Base	\$1,120,800	\$822,391	Complete
ON	0121 - Six Nations Of The Grand River	BOILERS REPLACEMENT - EMILY C GENERAL SCHOOL #RJRQ	A-Base	\$47,831	\$47,831	Complete
ON	0122 - Chippewas Of Nawash First Nation	New School Project #RF98	A-Base	\$8,507,460	\$3,748,441	Complete
ON	0143 - Attawapiskat Band	ATTAWAPISKAT SCHOOL FURNISHINGS #RJRK	A-Base	\$900,000	\$900,000	Complete
ON	0164 - Mohawks Of The Bay Of Quinte	QUINTE MOHAWK SCHOOL HEALTH AND SAFETY DEFICIENCIES #RKOC	A-Base	\$34,325	\$34,325	Complete
ON	0164 - Mohawks Of The Bay Of Quinte	QUINTE MOHAWK SCHOOL INTERNET CONNECTIVITY UPGRADES PROJECT #RJRU	A-Base	\$81,850	\$81,850	Complete
ON	0169 - Oneida Nation Of The Thames	STANDING STONE SCHOOL ROOF SECTION F REPAIRS/REPLACEMENT #RJ23	A-Base	\$237,714	\$231,064	Complete
ON	0208 - Pikangikum Band	PIKANGIKUM SCHOOL BUS REPLACEMENT #RJRS	A-Base	\$367,770	\$367,770	Complete

Region	First Nation	Project Name	Funding Source	Total Cost (\$) (All Sources)	2013-2014 Amount Funded	Complete /In Progress
ON	0208 - Pikangikum Band	PIKANGIKUM TEACHERAGE MOULD REMEDIATION #RJJR	A-Base	\$494,535	\$16,718	Complete
ON	0208 - Pikangikum Band	SCHOOL CAPITAL PLANNING STUDY #RA78	Budget 2012 Schools	\$499,086	\$98,886	Complete
ON	0215 - Fort Severn Band	FORT SEVERN FIRST NATION - SCHOOL CAPITAL PLANNING STUDY	Budget 2012 Schools	\$170,342	\$77,342	Complete
ON	0216 - Cat Lake Band	NEW SCHOOL	A-Base	\$15,889,801	\$3,608,196	Complete
MB	Dauphin River	S583 Portable Classroom 2011 Flood	FMC 40M	\$825,000	\$325,000	Complete
MB	Lake St Martin	S109 School Feasibility Study	FMC 40M	\$27,176,265	\$86,040	Complete
SK	Clearwater River	School Boiler Replacement	A-Base	\$393,000	\$393,000	Complete
SK	Fishing Lake	Portable Classrooms	A-Base	\$1,280,000	\$455,000	Complete
SK	Muscowpetung	School Roof Repairs	A-Base	\$922,900	\$366,900	Complete
SK	Onion Lake	Eagleview High School Roof Replacement	A-Base	\$2,905,000	\$2,770,000	Complete
SK	Piapot	School Boiler Replacement	A-Base	\$847,600	\$847,600	Complete
SK	Shoal Lake	School Mechanical System Upgrades	A-Base	\$680,000	\$82,000	Complete
SK	White Bear	School Fire Alarm Repairs	A-Base	\$113,500	\$60,000	Complete
AB	Alexander	Alexander School Upgrades	A-Base	\$189,224	\$165,500	Complete
AB	Alexis	Alexis School Security System	A-Base	\$31,116	\$31,116	Complete
AB	Beaver Lake	Beaver Lake School Pest Control	A-Base	\$30,000	\$30,000	Complete
AB	Beaver Lake	Beaver Lake School Upgrades	A-Base	\$1,167,620	\$350,000	Complete
AB	Blood	Blood Aahsaopi School Boiler Replacement	A-Base	\$80,000	\$80,000	Complete

Region	First Nation	Project Name	Funding Source	Total Cost (\$) (All Sources)	2013-2014 Amount Funded	Complete /In Progress
AB	Blood	Blood Saipoyi School Expansion	Budget 2012 Schools	\$1,390,000	\$1,390,000	Complete
AB	Cold Lake	Cold Lake School Roof Repairs	A-Base	\$135,000	\$135,000	Complete
AB	Dene Tha'	Dene Tha' School Boilers	A-Base	\$16,749	\$16,749	Complete
AB	Enoch	Enoch School Gym Divider	A-Base	\$16,000	\$16,000	Complete
AB	Heart Lake	Heart Lake School Pest Control	A-Base	\$30,000	\$30,000	Complete
AB	Kehewin	Kehewin School Upgrades	A-Base	\$300,000	\$300,000	Complete
AB	Kehewin	Kehewin School Emergency Repairs	Emerg Mgmt	\$39,300	\$39,300	Complete
AB	Lubicon Lake Band	KTKN Lubicon School Modulers	A-Base	\$1,422,884	\$1,422,884	Complete
AB	Montana	Montana School Boilers	A-Base	\$47,967	\$47,967	Complete
AB	Paul	Paul School Kitchen Renovation	A-Base	\$100,000	\$100,000	Complete
AB	Piikani	Peigan Board of Educ Cafeteria Upgrades	A-Base	\$60,000	\$60,000	Complete
AB	Saddle Lake	Saddle Lake Elementary Mechanical Upgrade	A-Base	\$200,000	\$200,000	Complete
AB	Samson	Samson Pigeon Lake NEA School Connectivity	A-Base	\$76,500	\$76,500	Complete
AB	Stoney	Information technology fit ups - Morely New Primary School	A-Base	\$28,450	\$28,450	Complete
AB	Sturgeon Lake	WCTC Sturgeon Lake School Boiler Repairs	A-Base	\$410,000	\$410,000	Complete
AB	Sturgeon Lake	WCTC Sturgeon Lake Roof Repairs	A-Base	\$434,560	\$54,560	Complete
AB	Tallcree	South Tallcree School Feasibility Study	A-Base	\$100,000	\$100,000	Complete
AB	Tsuu T'ina	Tsuu T'ina School Upgrades	A-Base	\$157,883	\$157,883	Complete
AB	Whitefish Lake #128	WFL#128 School Structural Repairs	A-Base	\$150,000	\$150,000	Complete

Region	First Nation	Project Name	Funding Source	Total Cost (\$) (All Sources)	2013-2014 Amount Funded	Complete /In Progress
AB	Woodland Cree Nation	KTKN Woodland Cadotte Lake School Roof Replacement	A-Base	\$913,240	\$153,335	Complete
AB		Maskwachees Cultural College Roof Replacement	A-Base	\$294,662	\$294,662	Complete
BC	Ahousaht Indian Band	School Renovation Project	A-Base	\$1,093,536	\$71,000	Complete
BC	Ahousaht Indian Band	Maaqtusiis School - Ahousaht	A-Base	\$13,466,940	\$107,000	Complete
BC	Gitanyow Indian Band	Gitanyow School Exterior Renovations	A-Base	\$80,000	\$80,000	Complete
BC	Heiltsuk Indian Band	Heiltsuk School Major Renovations	A-Base	\$7,476,445	\$951,405	Complete
BC	Iskut Indian Band	Klappan School Heating Upgrade	A-Base	\$445,344	\$374,024	Complete
BC	Stz'Uminus First Nation	School - Replace Stun"ate Ielum Secondary	A-Base	\$10,580,266	\$11,472	Complete
BC	Tl'Azt'En Nation	Eugene Joseph School Boiler Retrofit	A-Base	\$82,738	\$82,738	Complete
AT	Eel Ground FN	School Construction	Budget 2012 Schools	\$9,020,000	\$3,750,000	In Progress
AT	Elsipogtog FN	School Deficiencies	A-Base	\$745,580	\$73,871	In Progress
QC	Wemotaci	École Seskitin - Rénovation et agrandissement - QL73	A-Base	\$8,200,000	\$734,470	In Progress
ON	0143 - Attawapiskat Band	Attawapiskat Vezina Secondary School Flood Restoration #Rjsy/Rjsw	A-Base	\$949,704	\$411,704	In Progress
ON	0143 - Attawapiskat Band	Attawapiskat School (Elementary)	Budget 2012 Schools	\$31,116,050	\$8,386,280	In Progress
ON	0205 - Lac Seul Band	Lac Seul-Frenchman's Head School #Red7	A-Base	\$7,068,707	\$120,000	In Progress
ON	0208 - Pikangikum Band	New School Project #Rjrn	Budget 2012 Schools	\$66,405,942	\$326,679	In Progress
ON	0211 - Sandy Lake Band	Sandy Lake Elementary School Fire Rehabilitation and Repairs	A-Base	\$4,044,256	\$3,034,549	In Progress

Region	First Nation	Project Name	Funding Source	Total Cost (\$) (All Sources)	2013-2014 Amount Funded	Complete /In Progress
		Project				
ON	0213 - Muskrat Dam Lake Band	Muskrat Dam Samson Beady Memorial School Water Damage Tear Out	A-Base	\$387,495	\$354,252	In Progress
ON	0216 - Cat Lake Band	School Servicing	A-Base	\$6,599,667	\$196,734	In Progress
ON	0238 - North Spirit Lake Band	North Spirit Lk. F.N. - School Project	A-Base	\$15,964,900	\$124,072	In Progress
ON	1003 - Keewatinook Okimakanak Tribal Council	New Schools Project - Fort Severn Poplar Hill First Nations	Budget 2012 Schools	\$45,577,454	\$445,821	In Progress
MB	Manto Sipi Cree Nation	S600 School Bundling	Budget 2012 Schools	\$522,475	\$150,000	In Progress
MB	Shamattawa	S530 New School	Budget 2012 Schools	\$38,990,500	\$11,584,600	In Progress
MB	St Theresa Pt	S298 School (sprinklers)	Gathering Strength	\$38,856,629	\$300,000	In Progress
SK	Big River	High School Repairs	A-Base	\$75,000	\$75,000	In Progress
SK	Birch Narrows	School Back-up Generator	A-Base	\$60,000	\$60,000	In Progress
SK	Black Lake	School Portables	A-Base	\$500,000	\$100,000	In Progress
SK	Buffalo River	School Boiler and Control Upgrade	A-Base	\$290,000	\$290,000	In Progress
SK	Canoe Lake	School Boiler and Control Upgrade	A-Base	\$290,000	\$290,000	In Progress
SK	Fishing Lake	New School	A-Base	\$27,710,600	\$1,000,000	In Progress
SK	Peepeekisis	School Renovations	A-Base	\$2,771,500	\$839,700	In Progress
SK	Peter Ballantyne	Pelican Narrows High School Add/Reno	Budget 2012 Schools	\$25,294,600	\$15,859,800	In Progress

Region	First Nation	Project Name	Funding Source	Total Cost (\$) (All Sources)	2013-2014 Amount Funded	Complete /In Progress
SK	Poundmaker	School Emergency Boiler Repair	A-Base	\$530,000	\$530,000	In Progress
SK	Red Earth	School Addition & Renovation	BCP	\$17,677,000	\$3,000,000	In Progress
SK	Wahpeton	New School	A-Base	\$3,000,000	\$23,500	In Progress
SK	Waterhen Lake	School Roof Repairs	A-Base	\$1,100,000	\$25,000	In Progress
SK	Witchehan Lake	School Mechanical System Emergency Repair	A-Base	\$500,000	\$300,000	In Progress
AB	Little Red River Cree Nation	LRRCN Fox Lake School Roof Repair	A-Base		\$150,000	In Progress
AB	O'Chiese	O'Chiese New School	Budget 2012 Schools		\$1,531,750	In Progress
BC	Esk'etemc	New Sxoxomic School	A-Base	\$6,417,715	\$311,943	In Progress
BC	Gitga'At First Nation	Education and Recreation Center Repairs and Renovations	A-Base	\$394,853	\$129,870	In Progress
BC	Kwakiutl Indian Band	Wagalus School Replacement	Budget 2012 Schools	\$9,644,072	\$817,858	In Progress
BC	Lax Kw'Alaams Indian Band	Community School	Budget 2012 Schools	\$20,670,044	\$5,404,416	In Progress
BC	Nak'Azdli Indian Band	Nak'al Bun School	A-Base	\$14,208,599	\$1,546,729	In Progress
BC	Prophet River First Nation	Prophet River School	A-Base	\$5,186,532	\$375,224	In Progress
BC	Snuneymuxw First Nation	Qwam Qwun Stuwixwulh School Replacement	A-Base	\$61,365	\$61,365	In Progress
BC	Takla Lake First Nation	School Renovation and Repairs	A-Base	\$558,449	\$200,000	In Progress
BC	Tl'Etinqox Government	New School Building plus gym reno	Budget 2012 Schools	\$8,357,833	\$473,440	In Progress

Region	First Nation	Project Name	Funding Source	Total Cost (\$) (All Sources)	2013-2014 Amount Funded	Complete /In Progress
BC	Yunesit'In Government	Yunesit'in School Gym Addition	A-Base	\$2,680,209	\$25,584	In Progress

ANNEX C: 232 Housing Projects (April 1, 2013 to March 31, 2014)

Region	First Nation	Project Name	Funding Source	Total Cost (\$) (All Sources)	2013-2014 Amount Funded	Complete/In Progress
AT	Metepenagiag FN	Housing Policy	A-Base	\$35,000	\$35,000	Complete
AT	Shubenacadie	Housing Policy	HQ	\$35,000	\$35,000	Complete
AT	Tobique FN	Housing Repairs	A-Base	\$63,000	\$63,000	Complete
AT	Waycobah	Housing Policy	HQ	\$35,000	\$35,000	Complete
QC	Kitcisakik	Plan aménagement communautaire	A-Base	\$131,760	\$131,760	Complete
ON	0215 - Fort Severn Band	NCOF - Multi-Unit Housing	NCOF	\$400,000	\$400,000	Complete
MB	Opaskwayak Cree Nation	O&M Housing Planning	HQ	\$9,997	\$9,997	Complete
SK	Carry the Kettle	Flooding House Recovery	EM	\$758,800	\$462,300	Complete
AB	Blood	Blood Tribe Mould Remediation Housing Units	A-Base	\$1,082,259	\$602,259	Complete
AB	Enoch	Enoch Housing	A-Base	\$625,632	\$366,032	Complete
AB	Little Red River Cree Nation	LRRCN John D'Or Prairie & Garden River Lot Development	Infra Alloc	\$255,850	\$255,850	Complete
AB	Loon River	KTKN Loon River Sub Division Design	A-Base	\$78,834	\$78,834	Complete
AB	Louis Bull	Louis Bull Housing	A-Base	\$424,951	\$238,351	Complete
AB	Lubicon Lake Band	KTKN Lubicon New Housing Units	A-Base	\$1,499,408	\$1,499,408	Complete
AB	Lubicon Lake Band	Lubicon Housing	Hsg Alloc	\$140,100	\$140,100	Complete
AB	Montana	Montana Mould Remediation and Retrofits	A-Base	\$45,000	\$45,000	Complete
AB	Saddle Lake	Saddle Lake Wind Damaged Homes	A-Base	\$123,000	\$123,000	Complete
AB	Siksika	Siksika New Housing Units	A-Base	\$5,304,000	\$5,304,000	Complete
AB	Whitefish Lake #128	WFL #128 Wind Damaged Home Repairs	A-Base	\$88,000	\$88,000	Complete
AB	Whitefish Lake #459	KTKN Whitefish Atikameg #459	A-Base	\$535,345	\$535,345	Complete

Region	First Nation	Project Name	Funding Source	Total Cost (\$) (All Sources)	2013-2014 Amount Funded	Complete/In Progress
		Modular Purchase				
BC	Adams Lake Indian Band	Social Housing (MG) 2013/2014 2 units CMHC #19-362-110/008	A-Base	\$355,996	\$47,296	Complete
BC	Adams Lake Indian Band	Individual Housing (no MG) 2012/2013 AD	A-Base	\$242,543	\$23,648	Complete
BC	Alexis Creek Indian Band	Social Housing (MG) 2013/2014 4 units CMHC #22-730-519/001	A-Base	\$808,900	\$139,396	Complete
BC	Alexis Creek Indian Band	Mould Renovation (No MG) 2013-2014, MG	A-Base	\$20,134	\$20,134	Complete
BC	Bonaparte Indian Band	Mould Renovation (No MG) 2013-2014, JP	A-Base	\$28,000	\$27,648	Complete
BC	Bonaparte Indian Band	Housing Renovations (No MG) 2012-2013, NG	A-Base	\$10,200	\$10,200	Complete
BC	Campbell River Indian Band	Social Housing (MG) 2013/2014 2 units CMHC #17-961-947/004	A-Base	\$234,150	\$24,672	Complete
BC	Campbell River Indian Band	Individual Housing (no MG) 2013/2014 JH	A-Base	\$194,672	\$24,672	Complete
BC	Campbell River Indian Band	Housing Renovations (No MG) 2013/2014, AH	A-Base	\$12,300	\$12,300	Complete
BC	Campbell River Indian Band	Housing Renovations (No MG) 2012-2013, LS	A-Base	\$12,300	\$12,300	Complete
BC	Cape Mudge Indian Band	Elders home	A-Base	\$50,000	\$50,000	Complete
BC	Cape Mudge Indian Band	Individual Housing (MG) 2013/2014 RB	A-Base	\$160,450	\$450	Complete
BC	Cape Mudge Indian Band	Individual Housing (MG) 2013/2014 HD	A-Base	\$130,450	\$450	Complete
BC	Cape Mudge Indian Band	Individual Housing (MG) 2013/2014 AH	A-Base	\$304,672	\$24,672	Complete
BC	Cape Mudge Indian Band	Individual Housing (MG) 2012/2013 AEC	A-Base	\$230,450	\$24,672	Complete
BC	Da Naxda Xw First Nation	Housing Renovations (No MG)	A-Base	\$35,000	\$35,000	Complete

Region	First Nation	Project Name	Funding Source	Total Cost (\$) (All Sources)	2013-2014 Amount Funded	Complete/In Progress
		2013-2014, JG & VG				
BC	Doig River First Nation	Band Administered Housing (MG) 2013/2014 5 units	A-Base	\$830,811	\$174,245	Complete
BC	Douglas Indian Band	Social Housing (MG) 2013/2014 5 units CMHC #19-360-395/003	A-Base	\$1,086,645	\$199,610	Complete
BC	Ehattesaht Band	Band administered (MG) 2013/2014 4 plex	A-Base	\$671,376	\$120,393	Complete
BC	Esk'etemc	Mould Renovation (No MG) 2013-2014, WM	A-Base	\$17,208	\$17,208	Complete
BC	Esk'etemc	Mould Renovation (No MG) 2013-2014, RC	A-Base	\$28,086	\$28,086	Complete
BC	Esk'etemc	Mould Renovation (No MG) 2013-2014, PR	A-Base	\$13,346	\$13,346	Complete
BC	Esk'etemc	Mould Renovation (No MG) 2013-2014, MP	A-Base	\$28,478	\$28,478	Complete
BC	Esk'etemc	Mould Renovation (No MG) 2013-2014, MC	A-Base	\$31,803	\$31,803	Complete
BC	Esk'etemc	Mould Renovation (No MG) 2012-2013, MP	A-Base	\$31,805	\$31,805	Complete
BC	Esk'etemc	Mould Renovation (No MG) 2012-2013, JR	A-Base	\$31,816	\$31,816	Complete
BC	Esk'etemc	Mould Renovation (No MG) 2012-2013, AP	A-Base	\$31,814	\$31,814	Complete
BC	Fort Nelson First Nation	Individual Housing (no MG) 2013/2014 JN	A-Base	\$110,000	\$34,849	Complete
BC	Fort Nelson First Nation	Band Administered Housing (MG) 2013/2014 1 unit	A-Base	\$110,000	\$34,849	Complete
BC	Fort Nelson First Nation	Band Administered Housing (MG) 2013/2014 1 unit	A-Base	\$110,000	\$34,849	Complete
BC	Gitga'At First Nation	Inspection of Homes	A-Base	\$2,052,800	\$52,800	Complete
BC	Gitxaala Nation	Mould Renovation (No MG) 2012-	A-Base	\$28,400	\$28,400	Complete

Region	First Nation	Project Name	Funding Source	Total Cost (\$) (All Sources)	2013-2014 Amount Funded	Complete/In Progress
		2013, RL				
BC	Gitxaala Nation	Mould Renovation (No MG) 2012-2013, RB	A-Base	\$31,700	\$31,700	Complete
BC	Gitxaala Nation	Mould Renovation (No MG) 2012-2013, NR	A-Base	\$32,900	\$32,900	Complete
BC	Gitxaala Nation	Mould Renovation (No MG) 2012-2013, JB	A-Base	\$41,850	\$41,330	Complete
BC	Gitxaala Nation	Mould Renovation (No MG) 2012-2013, IL	A-Base	\$34,900	\$34,900	Complete
BC	Gitxaala Nation	Mould Renovation (No MG) 2012-2013, GH	A-Base	\$41,610	\$41,330	Complete
BC	Gitxaala Nation	Mould Renovation (No MG) 2012-2013, AM	A-Base	\$42,900	\$41,330	Complete
BC	Gitxaala Nation	Housing Renovations (No MG) 2011/12, 7 units (revised)	A-Base	\$186,109	\$127,981	Complete
BC	Gwa'Sala-Nakwaxda'Xw Indian Band	Individual Housing (no MG) 2013/2014 PS	A-Base	\$43,000	\$30,672	Complete
BC	Gwa'Sala-Nakwaxda'Xw Indian Band	Individual Housing (no MG) 2012/2013 NC	A-Base	\$120,672	\$30,672	Complete
BC	Heiltsuk Indian Band	Stream 1 New BC Region Housing Approach	A-Base	\$50,000	\$50,000	Complete
BC	Heiltsuk Indian Band	Mould Renovation (No MG) 2013-2014, TH	A-Base	\$39,875	\$39,875	Complete
BC	Heiltsuk Indian Band	Mould Renovation (No MG) 2013-2014, SC	A-Base	\$39,386	\$39,386	Complete
BC	Heiltsuk Indian Band	Mould Renovation (No MG) 2013-2014, RM	A-Base	\$39,907	\$39,907	Complete
BC	Heiltsuk Indian Band	Mould Renovation (No MG) 2013-2014, AT	A-Base	\$39,826	\$39,826	Complete
BC	Heiltsuk Indian Band	Mould Renovation (No MG) 2013-2014, AP Jr.	A-Base	\$34,860	\$34,860	Complete

Region	First Nation	Project Name	Funding Source	Total Cost (\$) (All Sources)	2013-2014 Amount Funded	Complete/In Progress
BC	Heiltsuk Indian Band	Mould Renovation (No MG) 2013-2014, AB	A-Base	\$39,859	\$39,859	Complete
BC	Heiltsuk Indian Band	Band Administered Housing (MG) 2011/12, 2 units	A-Base	\$389,550	\$79,844	Complete
BC	Heiltsuk Indian Band	Mould Renovation (No MG) 2013-2014, MB	A-Base	\$39,869	\$39,869	Complete
BC	Katzie Indian Band	Social Housing (MG) 2013/2014 2 units CMHC #19-360-312/003	A-Base	\$359,750	\$40,638	Complete
BC	Katzie Indian Band	Housing Renovations (No MG) 2012-13, JA	A-Base	\$10,300	\$10,235	Complete
BC	K'Ómoks First Nation	Housing Renovations (No MG) 2013-2014, Roofs 16 units	A-Base	\$80,680	\$80,680	Complete
BC	Kwadacha Indian Band	Energy Efficiency Upgrades/Pilot (No MG) 2013-2014, 4 units	A-Base	\$267,200	\$55,352	Complete
BC	Little Shuswap Lake Indian Band	Mould Renovation (No MG) 2013-2014, SD	A-Base	\$27,599	\$27,599	Complete
BC	Little Shuswap Lake Indian Band	BATS Remediation (No MG) 2013-2014, HF	A-Base	\$22,854	\$22,854	Complete
BC	Malahat First Nation	Individual Housing (no MG) 2013/2014 MH	A-Base	\$100,000	\$20,672	Complete
BC	Malahat First Nation	Individual Housing (no MG) 2013/2014 JE	A-Base	\$75,000	\$20,672	Complete
BC	Malahat First Nation	Individual Housing (no MG) 2013/2014 GH	A-Base	\$100,000	\$20,672	Complete
BC	Moricietown Indian Band	Mould Renovation (No MG) 2013-2014, TBD	A-Base	\$7,185	\$7,185	Complete
BC	Moricietown Indian Band	Mould Renovation (No MG) 2013-2014, RM Jr.	A-Base	\$15,130	\$13,050	Complete
BC	Moricietown Indian Band	Mould Renovation (No MG) 2013-2014, J.N.	A-Base	\$28,160	\$23,260	Complete
BC	Moricietown Indian Band	Mould Renovation (No MG) 2013-2014, FM	A-Base	\$31,450	\$28,355	Complete

Region	First Nation	Project Name	Funding Source	Total Cost (\$) (All Sources)	2013-2014 Amount Funded	Complete/In Progress
BC	Moricietown Indian Band	Mould Renovation (No MG) 2013-2014, CM	A-Base	\$30,280	\$28,355	Complete
BC	Moricietown Indian Band	Individual Housing (no MG) 2013/2014 SM Jr.	A-Base	\$43,355	\$28,355	Complete
BC	Moricietown Indian Band	Individual Housing (no MG) 2013/2014 RM	A-Base	\$58,355	\$28,355	Complete
BC	Moricietown Indian Band	Individual Housing (no MG) 2013/2014 NM	A-Base	\$43,355	\$28,355	Complete
BC	Moricietown Indian Band	Individual Housing (no MG) 2013/2014 NA	A-Base	\$43,355	\$28,355	Complete
BC	Moricietown Indian Band	Individual Housing (no MG) 2013/2014 JM	A-Base	\$434,455	\$28,355	Complete
BC	Moricietown Indian Band	Individual Housing (no MG) 2013/2014 EJ	A-Base	\$43,355	\$28,355	Complete
BC	Moricietown Indian Band	Individual Housing (MG) 2013/2014 JA	A-Base	\$58,355	\$28,355	Complete
BC	Moricietown Indian Band	Individual Housing (MG) 2013/2014 CL	A-Base	\$58,355	\$28,355	Complete
BC	Moricietown Indian Band	Individual Housing (MG) 2013/2014 BP	A-Base	\$58,355	\$28,355	Complete
BC	Moricietown Indian Band	Individual Housing (MG) 2012/2013 CH	A-Base	\$231,855	\$28,355	Complete
BC	Moricietown Indian Band	Mould Renovation (No MG) 2013-2014, MJ	A-Base	\$33,140	\$28,355	Complete
BC	Moricietown Indian Band	Mould Renovation (No MG) 2013-2014, JN	A-Base	\$28,510	\$28,355	Complete
BC	Mount Currie Indian Band	Band Administered Housing (MG) 2013/2014 6 units	A-Base	\$565,888	\$165,888	Complete
BC	Mount Currie Indian Band	Individual Housing (no MG) 2013/2014 NP	A-Base	\$152,798	\$5,000	Complete
BC	Mount Currie Indian Band	Individual Housing (no MG) 2013/2014 JW	A-Base	\$106,988	\$27,648	Complete

Region	First Nation	Project Name	Funding Source	Total Cost (\$) (All Sources)	2013-2014 Amount Funded	Complete/In Progress
BC	Musqueam Indian Band	Individual Housing (MG) 2013/2014 ATF	A-Base	\$240,319	\$20,319	Complete
BC	Musqueam Indian Band	Individual Housing (MG) 2012/2013 CJCA	A-Base	\$239,450	\$20,319	Complete
BC	Naut'Sa Mawt Tribal Council	Rental Review Handbook Phase II	A-Base	\$34,870	\$34,870	Complete
BC	Nuxalk Nation Band	Mould Renovation (No MG) 2013-2014, WS	A-Base	\$23,313	\$23,313	Complete
BC	Nuxalk Nation Band	Mould Renovation (No MG) 2013-2014, WP	A-Base	\$36,653	\$36,653	Complete
BC	Nuxalk Nation Band	Mould Renovation (No MG) 2013-2014, LP	A-Base	\$32,809	\$32,809	Complete
BC	Nuxalk Nation Band	Mould Renovation (No MG) 2013-2014, LN Sr.	A-Base	\$33,713	\$33,713	Complete
BC	Nuxalk Nation Band	Mould Renovation (No MG) 2013-2014, LM	A-Base	\$37,772	\$37,772	Complete
BC	Nuxalk Nation Band	Mould Renovation (No MG) 2013-2014, EH	A-Base	\$36,923	\$36,923	Complete
BC	Nuxalk Nation Band	Mould Renovation (No MG) 2013-2014, BK	A-Base	\$37,393	\$37,393	Complete
BC	Nuxalk Nation Band	Mould Renovation (No MG) 2013-2014, BA Sr.	A-Base	\$37,772	\$37,772	Complete
BC	Nuxalk Nation Band	Individual Housing (no MG) 2013/2014 TH	A-Base	\$201,500	\$37,772	Complete
BC	Nuxalk Nation Band	Mould Renovation (No MG) 2013-2014, MW	A-Base	\$32,913	\$32,913	Complete
BC	Nuxalk Nation Band	Mould Renovation (No MG) 2013-2014, JN	A-Base	\$37,772	\$37,772	Complete
BC	Old Massett Village Council Band	Roof Replacement Phase 3 - 34 Roofs	A-Base	\$270,090	\$256,586	Complete
BC	Old Massett Village Council Band	Mould Renovation (No MG) 2013-2014, 6 units	A-Base	\$247,900	\$247,980	Complete

Region	First Nation	Project Name	Funding Source	Total Cost (\$) (All Sources)	2013-2014 Amount Funded	Complete/In Progress
BC	Old Massett Village Council Band	Mould Renovation (No MG) 2013-2014, 5 Units	A-Base	\$206,585	\$206,585	Complete
BC	Osoyoos Indian Band	Social Housing (MG) 2013/2014 4 units CMHC #19360130/013	A-Base	\$755,441	\$97,276	Complete
BC	Pauquachin Indian Band	Housing Renovations Joint RRAP (No MG) 2013-2014, LH & MB	A-Base	\$43,681	\$11,681	Complete
BC	Penelakut Tribe	Fire & Water Damage Renovation (No MG) 2013-2014, SW	A-Base	\$34,650	\$34,650	Complete
BC	Penticton Indian Band	Mould Renovation (No MG) 2013-2014, MK	A-Base	\$26,950	\$24,319	Complete
BC	Quatsino Indian Band	Mould Renovation (No MG) 2013-2014, RS	A-Base	\$27,251	\$27,251	Complete
BC	Quatsino Indian Band	Mould Renovation (No MG) 2013-2014, EN	A-Base	\$23,855	\$23,855	Complete
BC	Quatsino Indian Band	Mould Renovation (No MG) 2013-2014, AM	A-Base	\$27,163	\$17,563	Complete
BC	Saulteau First Nations	Mould Renovation (No MG) 2013-2014, W&MG	A-Base	\$13,610	\$13,610	Complete
BC	Saulteau First Nations	Mould Renovation (No MG) 2012-2013, D&GP	A-Base	\$13,400	\$13,400	Complete
BC	Seabird Island Indian Band	Mould Renovation (No MG) 2013-2014, 4 units FM/CW/tbd/WB	A-Base	\$77,095	\$75,998	Complete
BC	Seabird Island Indian Band	Housing Renovations (No MG) 2012-13, CH	A-Base	\$12,860	\$12,235	Complete
BC	Shackan Indian Band	Mould Renovation (No MG) 2013-2014, DW	A-Base	\$17,345	\$17,345	Complete
BC	Shackan Indian Band	Mould Renovation (No MG) 2013-2014, BB	A-Base	\$23,345	\$23,345	Complete
BC	Shackan Indian Band	Housing Renovations (No MG) 2013-2014, RA	A-Base	\$12,300	\$12,235	Complete
BC	Shackan Indian Band	Housing Renovations (No MG) 2013-2014, KJ	A-Base	\$16,300	\$12,235	Complete

Region	First Nation	Project Name	Funding Source	Total Cost (\$) (All Sources)	2013-2014 Amount Funded	Complete/In Progress
BC	Shackan Indian Band	Housing Renovations (No MG) 2013-2014, JA	A-Base	\$18,545	\$18,545	Complete
BC	Shackan Indian Band	Housing Renovations (No MG) 2013-2014, FC	A-Base	\$16,300	\$12,235	Complete
BC	Shackan Indian Band	Housing Renovations (No MG) 2013-2014, BJ	A-Base	\$13,300	\$12,235	Complete
BC	Shackan Indian Band	Mould Renovation (No MG) 2013-2014, SJ	A-Base	\$20,045	\$20,045	Complete
BC	Shackan Indian Band	Mould Renovation (No MG) 2013-2014, MJ	A-Base	\$28,095	\$24,319	Complete
BC	Skidegate Indian Band	Mould Renovations (No MG) 2012-2013, 8 units Phase 2	A-Base	\$330,640	\$235,040	Complete
BC	Skidegate Indian Band	Mould Renovations (No MG) 2012-2013, 10 units Phase 1	A-Base	\$394,450	\$294,450	Complete
BC	Skwah Indian Band	Individual Housing (no MG) 2013/2014 TM	A-Base	\$170,319	\$20,319	Complete
BC	Sliammon Indian Band	Individual Housing (no MG) 2013/2014 DG	A-Base	\$75,496	\$23,869	Complete
BC	Snuneymuxw First Nation	Housing Renovations (No MG) 2013-2014, MT	A-Base	\$12,185	\$10,111	Complete
BC	Snuneymuxw First Nation	Housing Renovations (No MG) 2013-2014, AW	A-Base	\$18,550	\$10,111	Complete
BC	Soda Creek Indian Band	Mould Renovation (No MG) 2013-2014, Vacant unit	A-Base	\$22,200	\$22,200	Complete
BC	Squamish Indian Band	Individual Housing (no MG) 2013/2014 SH	A-Base	\$221,043	\$20,319	Complete
BC	Squamish Indian Band	Individual Housing (no MG) 2013/2014 BB	A-Base	\$162,319	\$20,319	Complete
BC	Squamish Indian Band	Band Administered Housing (no MG) 2013/2014 TH	A-Base	\$140,000	\$20,319	Complete
BC	Squamish Indian Band	Band Administered Housing (no MG) 2013/2014 MLM	A-Base	\$140,000	\$20,319	Complete

Region	First Nation	Project Name	Funding Source	Total Cost (\$) (All Sources)	2013-2014 Amount Funded	Complete/In Progress
BC	Squamish Indian Band	Band Administered Housing (no MG) 2012/2013 4 units	A-Base	\$560,000	\$81,276	Complete
BC	Sts'Ailes Band	Mould Renovation (No MG) 2013-2014, 10 units	A-Base	\$260,475	\$237,793	Complete
BC	Stz'Uminus First Nation	Social Housing (MG) 2013/2014 4 units CMHC #22-095-145/002	A-Base	\$651,369	\$82,688	Complete
BC	Stz'Uminus First Nation	Band Administered Housing (no MG) 6 units	A-Base	\$941,895	\$124,032	Complete
BC	Sumas First Nation	Mould Renovation (No MG) 2012-2013, FM	A-Base	\$20,300	\$20,300	Complete
BC	Tk'Emlups Te Secwepemc	Mould Renovation (No MG) 2013-2014, LJ	A-Base	\$13,003	\$10,084	Complete
BC	Tk'Emlups Te Secwepemc	Mould Renovation (No MG) 2013-2014, DJ	A-Base	\$20,102	\$20,102	Complete
BC	Tk'Emlups Te Secwepemc	Mould Renovation (No MG) 2013-2014, AP	A-Base	\$14,184	\$14,184	Complete
BC	Tk'Emlups Te Secwepemc	Individual Housing (no MG) 2013/2014 SDP	A-Base	\$220,179	\$20,319	Complete
BC	Tk'Emlups Te Secwepemc	Individual Housing (no MG) 2013/2014 KDL	A-Base	\$286,647	\$20,319	Complete
BC	Tk'Emlups Te Secwepemc	Mould Renovation (No MG) 2013-2014, SJ	A-Base	\$17,271	\$17,271	Complete
BC	Tk'Emlups Te Secwepemc	Mould Renovation (No MG) 2013-2014, MB	A-Base	\$8,350	\$8,350	Complete
BC	Tla-O-Qui-Aht First Nations	Band Administered (MG) 2013/2014 12 units (3 4-plex)	A-Base	\$1,491,600	\$631,572	Complete
BC	Tl'Etinqox Government	Mould Renovation (No MG) 2012-2013, IS	A-Base	\$34,799	\$34,799	Complete
BC	Tl'Etinqox Government	Mould Renovation (No MG) 2012-2013, CP	A-Base	\$34,809	\$34,809	Complete
BC	Tl'Etinqox Government	Mould Renovation (No MG) 2012-2013, CA	A-Base	\$24,484	\$24,484	Complete

Region	First Nation	Project Name	Funding Source	Total Cost (\$) (All Sources)	2013-2014 Amount Funded	Complete/In Progress
BC	Tl'etinqox Government	Housing Renovations (No MG) 2010/11, RJ	A-Base	\$8,985	\$8,099	Complete
BC	Toosey Indian Band	Mould Renovation (No MG) 2013-2014, JG	A-Base	\$31,814	\$31,814	Complete
BC	Tsartlip Indian Band	Individual Housing (no MG) 2013/2014, NS	A-Base	\$162,672	\$20,672	Complete
BC	Tsartlip Indian Band	Individual Housing (no MG) 2013/2014 WM	A-Base	\$163,172	\$20,672	Complete
BC	Tsartlip Indian Band	Individual Housing (no MG) 2013/2014 PH	A-Base	\$105,450	\$20,672	Complete
BC	Tsartlip Indian Band	Individual Housing (no MG) 2013/2014 GLM	A-Base	\$168,672	\$20,672	Complete
BC	Tsartlip Indian Band	Individual Housing (MG) 2013/2014 MA	A-Base	\$545,672	\$20,672	Complete
BC	Tsawout First Nation	Individual Housing (no MG) 2013/2014 MS	A-Base	\$140,897	\$20,672	Complete
BC	Tsay Keh Dene Band	Band Administered Housing (2013/2014) 8 units	A-Base	\$2,147,630	\$330,640	Complete
BC	Tseshah	Mould Renovation (No MG) 2012-2013, 5 units, EG/JT/BD/LM/KR	A-Base	\$87,250	\$80,972	Complete
BC	Ts'Kw'Aylaxw First Nation	Social Housing (MG) 2013/2014 4 units CMHC #22-730-485/001	A-Base	\$692,956	\$110,592	Complete
BC	Ts'Kw'Aylaxw First Nation	Mould Renovation (No MG) 2013-2014, P&H McD	A-Base	\$33,195	\$27,648	Complete
BC	Ts'Kw'Aylaxw First Nation	Mould Renovation (No MG) 2013-2014, J&S McK	A-Base	\$18,495	\$13,724	Complete
BC	Ts'Kw'Aylaxw First Nation	Mould Renovation (No MG) 2013-2014, FL	A-Base	\$21,295	\$13,724	Complete
BC	Ts'Kw'Aylaxw First Nation	Mould Renovation (No MG) 2013-2014, FA	A-Base	\$27,395	\$27,395	Complete
BC	Ts'Kw'Aylaxw First Nation	Mould Renovation (No MG) 2013-2014, CH	A-Base	\$27,795	\$27,648	Complete

Region	First Nation	Project Name	Funding Source	Total Cost (\$) (All Sources)	2013-2014 Amount Funded	Complete/In Progress
BC	Ts'Kw'Aylaxw First Nation	Mould Renovation (No MG) 2013-2014, A&R E	A-Base	\$37,895	\$13,724	Complete
BC	Ts'Kw'Aylaxw First Nation	Housing Renovations (No MG) 2013-2014, VN	A-Base	\$15,900	\$13,924	Complete
BC	Ts'Kw'Aylaxw First Nation	Housing Renovations (No MG) 2013-2014, ST	A-Base	\$15,000	\$11,000	Complete
BC	Ts'Kw'Aylaxw First Nation	Housing Renovations (No MG) 2013-2014, LM	A-Base	\$15,250	\$13,924	Complete
BC	Tsleil-Waututh Nation	Social Housing (MG) 2013/2014 4 units CMHC #22-501-670/005	A-Base	\$785,200	\$39,738	Complete
BC	T'Sou-Ke First Nation	Individual Housing (MG) 2013/2014 MT	A-Base	\$289,106	\$20,672	Complete
BC	T'Sou-Ke First Nation	Housing Renovations (No MG) 2013-2014, CG	A-Base	\$13,250	\$10,411	Complete
BC	Tzeachten Indian Band	Individual Housing (no MG) 2013/2014 TG	A-Base	\$310,160	\$10,160	Complete
BC	Westbank First Nation	Pine Acres Renovation (No MG) 2013-2014, 21 units	A-Base	\$413,917	\$73,000	Complete
BC	Westbank First Nation	Individual Housing (no MG) 2013/2014 SM	A-Base	\$110,319	\$20,319	Complete
BC	Westbank First Nation	Individual Housing (no MG) 2013/2014 LD Jr.	A-Base	\$320,319	\$20,319	Complete
BC	Williams Lake Indian Band	Mould Renovation (No MG) 2013-2014, WA	A-Base	\$24,535	\$24,535	Complete
BC	Williams Lake Indian Band	Mould Renovation (No MG) 2013-2014, VG	A-Base	\$28,010	\$28,010	Complete
BC	Williams Lake Indian Band	Mould Renovation (No MG) 2013-2014, TW	A-Base	\$26,065	\$21,565	Complete
BC	Williams Lake Indian Band	Mould Renovation (No MG) 2013-2014, JA	A-Base	\$26,100	\$26,100	Complete
BC	Williams Lake Indian Band	Mould Renovation (No MG) 2013-2014, DS	A-Base	\$22,810	\$22,810	Complete

Region	First Nation	Project Name	Funding Source	Total Cost (\$) (All Sources)	2013-2014 Amount Funded	Complete/In Progress
BC	Williams Lake Indian Band	Mould Renovation (No MG) 2013-2014, CW	A-Base	\$28,355	\$23,510	Complete
BC	Williams Lake Indian Band	Mould Renovation (No MG) 2013-2014, AS	A-Base	\$20,115	\$20,115	Complete
BC	Williams Lake Indian Band	Individual Housing (MG) 2013/2014 DS	A-Base	\$171,850	\$450	Complete
BC	Williams Lake Indian Band	Bats Renovation (No MG) 2013-2014, SM	A-Base	\$28,355	\$28,355	Complete
BC	Williams Lake Indian Band	Mould Renovation (No MG) 2013-2014, MW	A-Base	\$26,860	\$26,860	Complete
BC	Xaxli'P Indian Band	Mould Renovation (No MG) 2013-2014, FO	A-Base	\$17,600	\$13,748	Complete
YK	RRDC	Housing Quality Assessment	A-Base	\$60,000	\$60,000	Complete
YK	RRDC	Housing Quality Inventory Inspection	A-Base	\$48,000	\$48,000	Complete
QC	APNQL	Services consultatifs	A-Base / O&M	\$125,000	\$125,000	In Progress
ON	0143 - Attawapiskat Band	NCOF - MULTI-UNIT HOUSING #RJQQ	NCOF	\$2,200,000	\$1,000,000	In Progress
ON	0144 - Moose Cree First Nation	NCOF - MULTI-UNIT HOUSING	NCOF	\$800,000	\$200,000	In Progress
ON	0208 - Pikangikum Band	NCOF - MULTI-UNIT HOUSING	NCOF	\$800,000	\$400,000	In Progress
ON	0243 - Kashechewan Band	NCOF - MULTI-UNIT HOUSING	NCOF	\$2,200,000	\$1,000,000	In Progress
MB	Berens River	S618 Log Home	NCOF	\$683,400	\$490,900	In Progress
MB	Ebb and Flow	S584 Replacement of Homes 2011 Flood	FMC 40M	\$8,590,789	\$6,213,789	In Progress
MB	Lake St Martin	S615 133 Home Demolition	FMC 40M	\$1,984,900	\$1,185,557	In Progress

Region	First Nation	Project Name	Funding Source	Total Cost (\$) (All Sources)	2013-2014 Amount Funded	Complete/In Progress
MB	Manto Sipi Cree Nation	S622 Portable Housing Trailers	NCOF	\$273,141	\$131,351	In Progress
MB	Peguis	S500 Flood Mitigation Works to Houses and Infrastructure	FMC 40M	\$15,312,316	\$11,312,316	In Progress
MB	Pinaymootang	S582 15 Unit Housing	FMC 40M	\$5,363,058	\$3,863,058	In Progress
MB	Pinaymootang	S581 Housing Assessment	FMC 40M	\$330,250	\$205,250	In Progress
BC	Bonaparte Indian Band	Band Administered Housing (no MG) 2012-2013, 1 unit	A-Base	\$177,648	\$27,648	In Progress
BC	Cowichan Tribes	Multi-unit Housing	A-Base	\$41,150	\$11,255	In Progress
BC	Glen Vowell Indian Band	Individual Housing (no MG) 2013/2014 JSV	A-Base	\$98,396	\$31,249	In Progress
BC	Kitsumkalum Indian Band	Social Housing (MG) 2012/2013 4 units CMHC #19-360-445/004	A-Base	\$750,038	\$101,420	In Progress
BC	Kwadacha Indian Band	Band Administered Housing (MG) 2013/2014 6 units	A-Base	\$1,402,400	\$247,980	In Progress
BC	Leq 'A : Mel First Nation	Individual Housing (no MG) 2013/2014 RP	A-Base	\$240,319	\$20,319	In Progress
BC	Lower Nicola Indian Band	Mould Renovation (No MG) 2012-2013, J&L D	A-Base	\$22,458	\$4,650	In Progress
BC	Lower Similkameen Band	Individual Housing (no MG) 2013/2014 LT	A-Base	\$207,100	\$10,000	In Progress
BC	Lower Similkameen Band	Individual Housing (no MG) 2013/2014 LL	A-Base	\$22,175	\$27,648	In Progress
BC	Musqueam Indian Band	Individual Housing (no MG) 2013/2014 ES & WS	A-Base	\$180,638	\$40,638	In Progress
BC	Nanoose First Nation Band	Individual Housing (no MG) 2013/2014 OB	A-Base	\$195,672	\$20,672	In Progress
BC	Nanoose First Nation Band	Individual Housing (no MG) 2013/2014 BE	A-Base	\$211,891	\$20,672	In Progress

Region	First Nation	Project Name	Funding Source	Total Cost (\$) (All Sources)	2013-2014 Amount Funded	Complete/In Progress
BC	Neskonlith Indian Band	Individual Housing (MG) 2013/2014 TD	A-Base	\$273,640	\$23,640	In Progress
BC	Pacheedaht First Nation	Housing Renovations (No MG) 2013-2014, 4 units, Roofs Only	A-Base	\$21,890	\$907	In Progress
BC	Simpco First Nation	Individual Housing (MG) 2012/2013 RTL	A-Base	\$247,003	\$27,648	In Progress
BC	Tl'Az't'En Nation	Housing Renovations (No MG) 2012-13, BD	A-Base	\$31,430	\$16,025	In Progress
BC	Xaxli'P Indian Band	Band Administered Housing (MG) 2012-2013 2 units	A-Base	\$211,648	\$55,296	In Progress

ANNEX D: 289 Other Community Infrastructure Projects (April 1, 2013 to March 31, 2014)

ANNEX D: 289 Other Community Infrastructure Projects (April 1, 2013 to March 31, 2014)

Region	First Nation	Project Name	Funding Source	Total Cost (\$) (All Sources)	2013-2014 Amount Funded	Complete/In Progress
AT	Chapel Island	Response	EM	\$56,190	\$56,190	Complete
AT	Eel River Bar	Response	EM	\$12,520,977	\$1,500,000	Complete
AT	Eskasoni	School Fuel Tank Upgrades	A-Base	\$95,175	\$95,175	Complete
AT	Eskasoni	Response	EM	\$764,605	\$764,605	Complete
AT	Eskasoni	School Fuel Tank Upgrades	TB - Fuel Tank	\$140,938	\$100,000	Complete
AT	Kingsclear FN	Fire Protection	A-Base	\$9,200	\$9,200	Complete

ANNEX D: 289 Other Community Infrastructure Projects (April 1, 2013 to March 31, 2014)

Region	First Nation	Project Name	Funding Source	Total Cost (\$) (All Sources)	2013-2014 Amount Funded	Complete/In Progress
AT	Lennox Island FN	School Fuel Tank Upgrades	TB - Fuel Tank	\$112,821	\$74,636	Complete
AT	Lennox Island FN	Road & Bridges	A-Base	\$200,000	\$100,000	Complete
AT	Membertou	Energy Efficiency Initiative	HQ	\$98,833	\$98,833	Complete
AT	Mushuau Innu FN	Electrification - Projects	A-Base	\$314,363	\$314,363	Complete
AT	Pictou	Fire Protection	A-Base	\$12,307	\$12,307	Complete
AT	Tobique FN	Fire Protection	A-Base	\$32,515	\$32,515	Complete
AT	Waycobah	Energy Efficiency Initiative	HQ	\$100,000	\$100,000	Complete
QC	Barriere Lake	Service truck	A-Base	\$28,289	\$28,289	Complete
QC	Barriere Lake	Réservoir pétrolier	A-Base	\$32,844	\$32,844	Complete
QC	Ekuanitshit	Réservoir pétrolier	A-Base	\$33,300	\$33,300	Complete
QC	Kanesatake	Service truck	A-Base	\$38,655	\$38,655	Complete
QC	Kanesatake	Réservoir pétrolier	A-Base	\$19,599	\$19,599	Complete
QC	Kitcisakik	Rénovation - Bâtiment communautaire	A-Base	\$24,958	\$24,958	Complete
QC	Lac Simon	Étude démographique	A-Base	\$5,016	\$5,016	Complete
QC	Listuguj	Remplacement Band Garage	A-Base	\$1,200,000	\$285,000	Complete
QC	Listuguj	Acquisition new excavator	A-Base	\$215,000	\$215,000	Complete
QC	Manawan	Aréna	A-Base	\$200,000	\$200,000	Complete
QC	Manawan	Réservoir pétrolier	A-Base	\$83,643	\$83,643	Complete
QC	Mashteuiatsh	Réfection rue Mahikan	A-Base	\$791,112	\$791,112	Complete
QC	Mashteuiatsh	Réfection rue Ouatichouan - Upakalu - QL69	A-Base	\$2,674,458	\$2,674,458	Complete
QC	Mashteuiatsh	Système de réfrigération	A-Base	\$200,000	\$200,000	Complete
QC	Mashteuiatsh	Réservoir pétrolier - QM55	A-Base	\$99,000	\$99,000	Complete
QC	Natashquan	Camion de service	A-Base	\$35,980	\$35,980	Complete

ANNEX D: 289 Other Community Infrastructure Projects (April 1, 2013 to March 31, 2014)

Region	First Nation	Project Name	Funding Source	Total Cost (\$) (All Sources)	2013-2014 Amount Funded	Complete/In Progress
QC	Opitciwan	Décontamination quadruplex - QL58	A-Base	\$13,000	\$13,000	Complete
QC	Opitciwan	Réservoir pétrolier	A-Base	\$621,971	\$621,971	Complete
QC	Timiskaming	Eco Center	A-Base	\$65,148	\$65,148	Complete
QC	Timiskaming	Dump Site	A-Base	\$228,816	\$228,816	Complete
QC	Unamen Shipu	Dépôt en tranchée	A-Base	\$32,202	\$32,202	Complete
QC	Unamen Shipu	Maison des jeunes	A-Base	\$119,003	\$119,003	Complete
QC	Unamen Shipu	Réservoir pétrolier	A-Base	\$96,050	\$96,050	Complete
QC	Viger	Rénovation - Bâtiment communautaire	A-Base	\$34,068	\$34,068	Complete
QC	Wemotaci	Dépôt sec	A-Base	\$100,000	\$100,000	Complete
QC	Wemotaci	Réservoir pétrolier	A-Base	\$223,137	\$223,137	Complete
QC	Wendake	Trottoir rue Chef Max Gros-Louis	A-Base	\$45,270	\$45,270	Complete
ON	0154 - Iskatewizaagegan #39 Indepdnt Fnb	ISKATEWIZAAGEGAN ALTERNATIVE LANDFILL SOLUTION #RJ4V	A-Base	\$167,200	\$167,200	Complete
ON	0155 - Shoal Lake No 40 Band	SHOAL LAKE 40 ALTERNATIVE LANDFILL SOLUTION #RJR8	A-Base	\$182,200	\$182,200	Complete
ON	0158 - Naotkamegwanning	NAOTKAMEGWANNING SCHOOL FUEL SYSTEM UPGRADE #RJXN	FuelTanks/A-Base	\$302,834	\$252,834	Complete
ON	0204 - North Caribou Lake Band	DIESEL GENERATING STATIONS (DGS) #6153/RJ9V	FMC	\$1,526,000	\$194,504	Complete
ON	0208 - Pikangikum Band	PIKANGIKUM CAPITAL PLANNING STUDY #RDJN	A-Base	\$341,400	\$20,400	Complete
ON	0209 - Kitchenuhmaykoosib Inninuwig	KITCHENUHMAKOOSIB SCHOOL TEACHERAGE FUEL TANK SYSTEM UPGRADE #RJ37	FuelTanks/A-Base	\$416,380	\$367,080	Complete

ANNEX D: 289 Other Community Infrastructure Projects (April 1, 2013 to March 31, 2014)

Region	First Nation	Project Name	Funding Source	Total Cost (\$) (All Sources)	2013-2014 Amount Funded	Complete/In Progress
ON	0213 - Muskrat Dam Lake Band	DIESEL GENERATING STATIONS (DGS) Unit B Engine Replacement	FMC	\$833,538	\$507,661	Complete
ON	0213 - Muskrat Dam Lake Band	DIESEL GENERATING STATIONS (DGS) Engine Replacement	FMC	\$353,946	\$353,946	Complete
ON	0215 - Fort Severn Band	DIESEL GENERATING STATIONS (DGS)	FMC	\$127,350	\$16,500	Complete
ON	0216 - Cat Lake Band	DIESEL GENERATING STATIONS (DGS)	FMC	\$51,000	\$51,000	Complete
ON	0217 - Wunnumin Lake First Nation	DIESEL GENERATING STATIONS (DGS)	FMC	\$697,402	\$132,842	Complete
ON	0218 - Dokis Band	DOKIS - LITTLE FRENCH RIVER BRIDGE REHABILITATION	A-Base	\$633,951	\$542,651	Complete
ON	0236 - Poplar Hill Band	DIESEL GENERATING STATIONS (DGS)	FMC	\$73,000	\$73,000	Complete
ON	0238 - North Spirit Lake Band	DIESEL GENERATING STATIONS (DGS)	FMC	\$60,000	\$60,000	Complete
ON	0239 - Neskantaga First Nation	NESKANTAGA CAPITAL PLANNING STUDY	A-Base	\$75,000	\$17,356	Complete
ON	0240 - Webequie	WEBEQUIE SCHOOL FUEL TANK SYSTEM UPGRADE	FuelTanks/A-Base	\$199,000	\$150,000	Complete
ON	0241 - Nibinamik First Nation Band	DIESEL GENERATING STATIONS (DGS)	FMC	\$1,490,739	\$676,162	Complete
ON	0325 - Kee-Way-Win Band	DIESEL GENERATING STATIONS (DGS)	FMC	\$149,000	\$149,000	Complete
ON	1033 - Nishnawbe-Aski-Nation	NAN NORTHERN ONTARIO BROADBAND EXPANSION	NCOF	\$10,651,000	\$2,000,000	Complete
ON	1075 - Shibogama Tribal Council	NCOF - IPA TRANSFER TO HYDRO ONE REMOTES - PHASE 1	NCOF	\$100,000	\$100,000	Complete

ANNEX D: 289 Other Community Infrastructure Projects (April 1, 2013 to March 31, 2014)

Region	First Nation	Project Name	Funding Source	Total Cost (\$) (All Sources)	2013-2014 Amount Funded	Complete/In Progress
ON	1075 - Shibogama Tribal Council	NCOF - WATAYNIKANEYAP POWER/CENTRAL CORRIDOR ENERGY GROUP GRID	NCOF	\$1,400,000	\$1,400,000	Complete
ON	1075 - Shibogama Tribal Council	SHIBOGAMA NORTHERN ONTARIO FN ENVIRONMENT CONFERENCE FUEL TRAINING PORTION	FuelTanks/A-Base	\$50,000	\$50,000	Complete
MB	Ebb and Flow	S565 Flood Protection - Permanent Dyke	A-Base	\$930,786	\$490,956	Complete
MB	Fisher River	S276 Personal Care home	HQ	\$4,620,712	\$411,000	Complete
MB	Fort Alexander (sagkeeng)	S282/6126 Personal Care Home	HQ	\$3,730,000	\$199,500	Complete
MB	Fort Alexander (sagkeeng)	S402 Shoreline Erosion	Gathering Strength	\$4,080,473	\$160,000	Complete
MB	Interlake Reserves Tribal Council	S617 Solid Waste Management	FMC 40M	\$252,430	\$202,430	Complete
MB	Lake St Martin	S613 Community Development	FMC 40M	\$324,262	\$324,262	Complete
MB	O-Chi-Chak-Ko-Sipi	S571 Flood Protection Permanent Dyke	HQ	\$4,677,332	\$1,565,000	Complete
MB	Sioux Valley	S566 Flood Protection - Permanent Dyke	HQ	\$1,437,637	\$621,415	Complete
MB	Sioux Valley	S209 Personal Care Home Upgrade	HQ	\$15,066,200	\$100,000	Complete
MB	Various	S172 Winter Roads Ongoing Projects	A-Base	\$6,012,000	\$6,012,000	Complete
SK	BATC	Solid Waste Transfer Stations	FNIF	\$3,751,600	\$267,800	Complete
SK	Carry the Kettle	Flooding Road Repair	EM	\$6,566,000	\$600,000	Complete
SK	Keeseekoose	Flooding Road Repair	EM	\$690,600	\$94,600	Complete
SK	Little Black Bear	Flood Road Recovery	EM	\$600,100	\$531,500	Complete

ANNEX D: 289 Other Community Infrastructure Projects (April 1, 2013 to March 31, 2014)

Region	First Nation	Project Name	Funding Source	Total Cost (\$) (All Sources)	2013-2014 Amount Funded	Complete/In Progress
SK	Mistawasis	Flooding Road Repair	EM	\$1,819,000	\$350,000	Complete
SK	Muscowpetung	Flooding Road Repair	EM	\$991,000	\$250,000	Complete
SK	Poundmaker	Flooding Road Repair	EM	\$1,140,000	\$850,000	Complete
SK	Sturgeon Lake	Fire Truck	A-Base	\$37,500	\$37,500	Complete
SK	Sweetgrass	Fire Hall Addition	A-Base	\$250,000	\$250,000	Complete
SK	Whitecap Dakota	Community Drainage	A-Base	\$1,100,000	\$142,000	Complete
SK	Yellow Quill	Solid Waste Transfer Stations	FNIF	\$549,500	\$16,000	Complete
AB	Beaver Lake	Beaver Lake Communication Towers	A-Base	\$38,000	\$38,000	Complete
AB	Bigstone	Bigstone - Infrastructure Improvements	Infra Alloc	\$458,200	\$95,000	Complete
AB	Bigstone	Bigstone - Infrastructure Improvements	Infra Alloc	\$458,200	\$13,225	Complete
AB	Bigstone	Bigstone - Infrastructure Improvements	Infra Alloc	\$458,200	\$349,975	Complete
AB	Blood	Blood Kanai Building Monitoring System	A-Base	\$136,000	\$136,000	Complete
AB	Blood	Blood Gravel Crushing and Vehicle Repairs	A-Base	\$173,000	\$173,000	Complete
AB	Blood	Blood Tribe Safety Officer Training	A-Base	\$13,780	\$13,780	Complete
AB	Dene Tha'	Dene Tha' Truck Repairs	A-Base	\$14,737	\$14,737	Complete
AB	Ermineskin	Ermineskin Community and Five Year Capital Plan	Infra Alloc	\$262,964	\$89,016	Complete
AB	Ermineskin	Ermineskin Fire Pumper Truck	A-Base	\$298,308	\$298,308	Complete
AB	Fort McMurray	Ft McMurray Comprehensive Community Plan	A-Base	\$130,000	\$30,000	Complete
AB	Kehewin	Kehewin Landfill Second Cell	A-Base	\$25,000	\$25,000	Complete

ANNEX D: 289 Other Community Infrastructure Projects (April 1, 2013 to March 31, 2014)

Region	First Nation	Project Name	Funding Source	Total Cost (\$) (All Sources)	2013-2014 Amount Funded	Complete/In Progress
AB	Little Red River Cree Nation	LRRCN Fox Lake Gravel Hauling and Stockpiling	Infra Alloc	\$71,350	\$71,350	Complete
AB	Louis Bull	Louis Bull Transfer Station	A-Base	\$2,022,056	\$299,782	Complete
AB	Lubicon Lake Band	KTKN Lubicon Community Plan	A-Base	\$25,000	\$25,000	Complete
AB	Montana	Montana Solar Project	A-Base	\$323,050	\$275,000	Complete
AB	Paul	Paul Asset Maintenance & Upgrades	A-Base	\$203,074	\$203,074	Complete
AB	Paul	Paul Solid Waste Management	A-Base	\$336,397	\$86,397	Complete
AB	Piikani	Piikani Well Head Road Repairs	A-Base	\$380,000	\$113,000	Complete
AB	Piikani	Piikani Equipment Purchase	A-Base	\$207,601	\$207,601	Complete
AB	Saddle Lake	Saddle Lake Landfill Expansion	A-Base	\$48,000	\$48,000	Complete
AB	Samson	Samson Major Maintenance Costs	A-Base	\$71,475	\$71,475	Complete
AB	Stoney	Stoney Major Vehicle Maintenance	A-Base	\$78,910	\$78,910	Complete
AB	Stoney	Stoney Transfer Station	A-Base	\$100,000	\$100,000	Complete
AB	Sturgeon Lake	WCTC Sturgeon Lake Transfer Station Design	A-Base	\$228,000	\$228,000	Complete
AB	Sunchild	Sunchild Garbage Trucks	A-Base	\$121,090	\$121,090	Complete
AB	Tsuu T'ina	Tsuu T'ina Solid Waste Management	A-Base	\$1,842,933	\$130,677	Complete
AB	Tsuu T'ina	Tsuu T'ina Fire Trucks	A-Base	\$250,000	\$250,000	Complete
BC	Adams Lake Indian Band	Fire Truck and Apparatus	A-Base	\$282,189	\$147,141	Complete
BC	Alexis Creek Indian Band	ACRS Group 2	A-Base	\$47,663	\$47,663	Complete
BC	Blueberry River First Nations	ACRS Group 2 school #532 Kispiox	A-Base	\$59,455	\$59,455	Complete
BC	Bridge River Indian Band	FIRE TRUCK	A-Base	\$325,000	\$22,462	Complete
BC	Dzawada'Enuxw First	Emergency Rock Slope Mitigation	A-Base	\$29,693	\$29,693	Complete

ANNEX D: 289 Other Community Infrastructure Projects (April 1, 2013 to March 31, 2014)

Region	First Nation	Project Name	Funding Source	Total Cost (\$) (All Sources)	2013-2014 Amount Funded	Complete/In Progress
	Nation					
BC	Dzawada'Enuxw First Nation	Electrical Energy Audit	A-Base	\$46,125	\$46,125	Complete
BC	Esk'Etémc	ACRS Group 2	A-Base	\$57,144	\$57,144	Complete
BC	Fort Nelson First Nation	ACRS Group 2	A-Base	\$189,742	\$189,742	Complete
BC	Gitanmaax Indian Band	New Fire Truck	A-Base	\$333,276	\$157,276	Complete
BC	Gitga'At First Nation	Fire Apparatus, and Equipment	A-Base	\$118,661	\$56,795	Complete
BC	Gitga'At First Nation	RCE House Wiring Upgrades	A-Base	\$355,200	\$303,200	Complete
BC	Gitga'At First Nation	RCE Generation System	A-Base	\$2,546,757	\$191,566	Complete
BC	Gitga'At First Nation	RCE Distribution Line Upgrade	A-Base	\$1,822,983	\$1,822,983	Complete
BC	GIT-san	ACRS Group 2 school #532 (Kispiox)	A-Base	\$99,317	\$99,317	Complete
BC	Gitxaala Nation	Solid Waste Management Center	A-Base	\$1,888,603	\$1,205,995	Complete
BC	Gwa'Sala-Nakwaxda'Xw Indian Band	River Protection	A-Base	\$50,533	\$50,533	Complete
BC	Halfway River First Nation	ACRS Group 2	A-Base	\$46,638	\$46,638	Complete
BC	Heiltsuk Indian Band	Lot Development 19 Lots Bella Bella IR #1	A-Base	\$1,626,940	\$100,000	Complete
BC	Kispiox Indian Band	2013 Roadworks	A-Base	\$738,000	\$555,131	Complete
BC	Kitasoo Indian Band	Fuel Storage Tanks - 2013-2014 Kitasoo Fuel System Community Storage Tank Upgrade	A-Base	\$324,955	\$324,955	Complete
BC	Klahoose First Nation	Klahoose Community Building	A-Base	\$220,000	\$220,000	Complete
BC	Kwadacha Indian Band	ACRS Group 2	A-Base	\$13,940	\$13,940	Complete
BC	Kwadacha Indian Band	Fuel Storage Tanks - 2013-2014 Kwadacha Powerhouse Fuel Tank Decommissioning	A-Base	\$16,600	\$16,600	Complete

ANNEX D: 289 Other Community Infrastructure Projects (April 1, 2013 to March 31, 2014)

Region	First Nation	Project Name	Funding Source	Total Cost (\$) (All Sources)	2013-2014 Amount Funded	Complete/In Progress
BC	Kwadacha Indian Band	RCE Generation Kwadacha	A-Base	\$3,350,812	\$179,326	Complete
BC	Kwadacha Indian Band	RCE Distribution Line Upgrade	A-Base	\$1,494,647	\$697,025	Complete
BC	Lake Babine Nation	ACRS Group 2 school	A-Base	\$13,069	\$13,069	Complete
BC	Lake Babine Nation	FNIF Fort Babine Drainage Plan	A-Base	\$1,718,525	\$49,969	Complete
BC	Lhoosk'Uz Dene Nation	ACRS Group 2	A-Base	\$5,125	\$5,125	Complete
BC	Lower Stl'Atl'Imx Tribal Council	Douglas Lot Preparation	A-Base	\$198,000	\$6,069	Complete
BC	Lower Stl'Atl'Imx Tribal Council	Southern Communities Solid Waste Disposal	A-Base	\$1,200,000	\$62,251	Complete
BC	Metlakatla Indian Band	Metlakatla Transfer Station	A-Base	\$1,704,456	\$423,973	Complete
BC	Mount Currie Indian Band	Peq Creek Flood Mitigation	A-Base	\$576,312	\$166,312	Complete
BC	Mount Currie Indian Band	Birkenhead River Flood Mitigation	A-Base	\$388,000	\$322,000	Complete
BC	Naut'Sa Mawt Tribal Council	Fuel Storage Tanks - Hesquiaht Fuel Storage Tank Compliance Upgrade/ Hesquiaht Diesel Fuel and Waste Oil	A-Base	\$20,800	\$20,800	Complete
BC	Naut'Sa Mawt Tribal Council	Fuel Storage Tanks - 2013-2014 Tahltan Fuel System Upgrades	A-Base	\$6,613	\$6,613	Complete
BC	Naut'Sa Mawt Tribal Council	Fuel Storage Tanks - 2013-2014 Moricetown Fuel System Upgrades	A-Base	\$8,015	\$8,015	Complete
BC	Naut'Sa Mawt Tribal Council	Fuel Storage Tanks - 2013-2014 Kispiox Fuel System Upgrades	A-Base	\$6,000	\$6,000	Complete
BC	Naut'Sa Mawt Tribal Council	Fuel Storage Tanks - 2013-2014 Iskut Kluachon Centre and Klappen School Fuel System Upgrades)	A-Base	\$5,297	\$5,297	Complete
BC	Naut'Sa Mawt Tribal Council	Fuel Storage Tanks - 2013-2014 Gitwangak Fuel System Upgrades	A-Base	\$1,926	\$1,926	Complete
BC	Naut'Sa Mawt Tribal	Fuel Storage Tanks - 2013-2014	A-Base	\$8,442	\$8,442	Complete

ANNEX D: 289 Other Community Infrastructure Projects (April 1, 2013 to March 31, 2014)

Region	First Nation	Project Name	Funding Source	Total Cost (\$) (All Sources)	2013-2014 Amount Funded	Complete/In Progress
	Council	Gitanyow Fuel System Upgrades				
BC	Naut'Sa Mawt Tribal Council	Sto:lo Bulk Fuel and Dispensing System Code Upgrades	A-Base	\$444,001	\$444,001	Complete
BC	Naut'Sa Mawt Tribal Council	Fuel Storage Tanks - Saik'uz First Nation, Stoney Creek IR 3 Band Bulk Fuel System	A-Base	\$149,000	\$149,000	Complete
BC	Naut'Sa Mawt Tribal Council	Fuel Storage Tanks - 2013-2014 Wuikinuxv Bulk Fuel Storage Tank, Fuel System Upgrades	A-Base	\$66,126	\$66,126	Complete
BC	Naut'Sa Mawt Tribal Council	Fuel Storage Tanks - 2013-2014 Nadleh Whut'en Fuel System Upgrade	A-Base	\$111,000	\$111,000	Complete
BC	Naut'Sa Mawt Tribal Council	Fuel Storage Tanks - 2013-2014 Lheidli T'enneh Works Yard Fuel System upgrade	A-Base	\$192,000	\$192,000	Complete
BC	Naut'Sa Mawt Tribal Council	Fuel Storage Tanks - 2013-2014 Kayukth Fuel Delivery System	A-Base	\$197,000	\$197,000	Complete
BC	Nuchatlaht Band	Nuchatlaht Fair Harbour Road Improvements	A-Base	\$813,033	\$13,033	Complete
BC	Pacheedaht First Nation	Multipurpose Building Upgrade	A-Base	\$546,069	\$40,049	Complete
BC	Penelakut Tribe	Fire Hall and Truck - Kuper Island IR #7	A-Base	\$965,495	\$102,516	Complete
BC	Prophet River First Nation	ACRS Group 2	A-Base	\$10,660	\$10,660	Complete
BC	Prophet River First Nation	Prophet River Multiplex	A-Base	\$6,146,440	\$200,000	Complete
BC	Saik'Uz First Nation	ACRS Group 2	A-Base	\$29,520	\$29,520	Complete
BC	Saulteau First Nations	ACRS Group 2	A-Base	\$15,888	\$15,888	Complete
BC	Seabird Island Indian Band	Fraser River Flood and Erosion Protection	A-Base	\$1,000,000	\$65,160	Complete

ANNEX D: 289 Other Community Infrastructure Projects (April 1, 2013 to March 31, 2014)

Region	First Nation	Project Name	Funding Source	Total Cost (\$) (All Sources)	2013-2014 Amount Funded	Complete/In Progress
BC	Shxw'Ow'Hamel First Nation	Subdivision and Infrastructure Upgrades Ohamil IR 1	A-Base	\$526,356	\$201,999	Complete
BC	Skeetchestn Indian Band	Fire Protection Truck and Equipment Upgrades	A-Base	\$337,669	\$168,217	Complete
BC	Skidegate Indian Band	Slarkedus Lake Dam Access Road	A-Base	\$743,245	\$743,245	Complete
BC	Soda Creek Indian Band	ACRS Group 2	A-Base	\$9,225	\$9,225	Complete
BC	Squamish Indian Band	Construction of Road "A" Extension and Lot Infill - IR#1	A-Base	\$207,265	\$207,265	Complete
BC	Squiala First Nation	Squiala Community Centre	A-Base	\$4,460,988	\$200,000	Complete
BC	Stswechem'C Xgat'Tem First Nation	ACRS Group 2	A-Base	\$146,105	\$146,105	Complete
BC	Stz'Uminus First Nation	Fire Hydrant Coverage IR 13	A-Base	\$587,250	\$18,905	Complete
BC	Takla Lake First Nation	ACRS Group 2	A-Base	\$49,713	\$49,713	Complete
BC	Tl'Etiqox Government	ACRS Group 2	A-Base	\$43,768	\$43,768	Complete
BC	Tl'Etiqox Government	Dam Improvements Review 2013	A-Base	\$30,484	\$30,484	Complete
BC	Toosey Indian Band	ACRS Group 2	A-Base	\$95,274	\$95,274	Complete
BC	Toosey Indian Band	Toosey Reservoir - Dam Reconstruction	A-Base	\$2,510,108	\$149,108	Complete
BC	Tsawout First Nation	Flood and Erosion Mitigation - Beach Road Infrastructure	A-Base	\$52,224	\$52,224	Complete
BC	West Moberly First Nations	ACRS Group 2	A-Base	\$13,889	\$13,889	Complete
BC	Whispering Pines/Clinton Indian Band	Emergency Dyke Erosion Repairs	A-Base	\$1,765,926	\$683,547	Complete
BC	Williams Lake Indian Band	Fire Truck Replacement, Equipment & Training	A-Base	\$600,000	\$135,000	Complete
BC	Williams Lake Indian Band	ACRS Group 2	A-Base	\$67,548	\$67,548	Complete
BC	Xeni Gwet'In First Nations	ACRS Group 2	A-Base	\$51,045	\$51,045	Complete

ANNEX D: 289 Other Community Infrastructure Projects (April 1, 2013 to March 31, 2014)

Region	First Nation	Project Name	Funding Source	Total Cost (\$) (All Sources)	2013-2014 Amount Funded	Complete/In Progress
	Government					
BC	Yunesit'In Government	ACRS Group 2	A-Base	\$112,200	\$112,200	Complete
YK	Daylu Dena Council	FNESS Training	Gathering Strength	\$73,300	\$73,300	Complete
YK	Ross River Dena Council	Replace Fuel Tank	Fuel Tanks	\$95,633	\$95,633	Complete
AT	Lennox Island FN	Road & Bridges	A-Base	\$2,757,891	\$66,103	In Progress
AT	Shubenacadie	Response	EM	\$504,163	\$504,163	In Progress
AT	Tobique FN	Housing Policy	A-Base	\$34,000	\$34,000	In Progress
QC	Barriere Lake	Carburant pour génératrice	A-Base	\$937,300	\$937,300	In Progress
QC	Divers	Ajustements des actifs	A-Base / O&M	\$1,047,810	\$1,047,810	In Progress
QC	Divers	Inspections SCRB	A-Base / O&M	\$377,108	\$377,108	In Progress
QC	Kitig.Zibi	Réservoir pétrolier	A-Base	\$58,630	\$58,630	In Progress
ON	0141 - Beausoleil Band	MV CLEARWATER PASSENGER VEHICLE FERRY PURCHASE #RC3V	A-Base	\$1,817,500	\$1,090,633	In Progress
ON	0180 - Aundeck-Omni-Kaning	LANDFILL SITE (90/10% C/S HISTORICAL) #RC60	A-Base	\$300,000	\$42,222	In Progress
ON	0181 - M'chigeeng First Nation	LANDFILL SITE (49096) (90/10% C/S HISTORICAL) #RC52	A-Base	\$355,800	\$50,000	In Progress
ON	0181 - M'chigeeng First Nation	MCHIGEENG SCHOOL FUEL SYSTEM UPGRADE #RJW1	FuelTanks/A-Base	\$424,200	\$358,600	In Progress
ON	0183 - Eabametoong 1st	EABAMETOONG EAST	A-Base	\$127,114	\$21,274	In

ANNEX D: 289 Other Community Infrastructure Projects (April 1, 2013 to March 31, 2014)

Region	First Nation	Project Name	Funding Source	Total Cost (\$) (All Sources)	2013-2014 Amount Funded	Complete/In Progress
	Nation Indian Band	DEVELOPMENT STUDY - CAPITAL PLANNING STUDY UPDATE #RIK7				Progress
ON	0183 - Eabametoong 1st Nation Indian Band	DIESEL GENERATING STATIONS (DGS) #6153/RJAF/RH1V/RJPR	FMC	\$1,696,756	\$762,496	In Progress
ON	0186 - Marten Falls Band	DIESEL GENERATING STATIONS (DGS) #REOR/6153	FMC	\$5,351,000	\$30,000	In Progress
ON	0204 - North Caribou Lake Band	DIESEL GENERATING STATIONS (DGS) #6153/RJSK	FMC	\$150,000	\$20,000	In Progress
ON	0206 - Wapekeka Band	WAPEKEKA - AIRPORT BULK FUEL FACILITY UPGRADE #RKN7	FuelTanks/A-Base	\$750,000	\$90,000	In Progress
ON	0206 - Wapekeka Band	DIESEL GENERATING STATIONS (DGS) #6153	FMC	\$150,000	\$20,000	In Progress
ON	0207 - Bearskin Lake Band	BEARSKIN LAKE CORE FACILITY FUEL SYSTEM UPGRADE #RJY7	FuelTanks/A-Base	\$726,927	\$671,927	In Progress
ON	0209 - Kitchenuhmeykoosib Inninuwig	KITCHENUHMEYKOOSIB BULK FUEL TANK FARM UPGRADE #RJEV	FuelTanks/A-Base	\$1,400,000	\$61,180	In Progress
ON	0210 - Kasabonika Lake Band	DIESEL GENERATING STATIONS (DGS) #6153/RD9R	FMC	\$11,992,750	\$4,000,000	In Progress
ON	0210 - Kasabonika Lake Band	KASABONIKA FUEL SYSTEM UPGRADE SCHOOL BULK FUEL FACILITY #RJ11	FuelTanks/A-Base	\$1,485,000	\$878,596	In Progress
ON	0212 - Kingfisher Band	KINGFISHER WATER TREATMENT PLANT FUEL SYSTEM REPAIRS	FuelTanks/A-Base	\$102,000	\$70,000	In Progress
ON	0212 - Kingfisher Band	DIESEL GENERATING STATIONS (DGS)	FMC	\$150,000	\$20,000	In Progress

ANNEX D: 289 Other Community Infrastructure Projects (April 1, 2013 to March 31, 2014)

Region	First Nation	Project Name	Funding Source	Total Cost (\$) (All Sources)	2013-2014 Amount Funded	Complete/In Progress
ON	0213 - Muskrat Dam Lake Band	MUSKRAT DAM SCHOOL FUEL TANK STORAGE SYSTEM UPGRADE	FuelTanks/A-Base	\$950,000	\$50,000	In Progress
ON	0214 - Sachigo Lake Band	WINDIGO FUEL TANKS AND WASTE OIL CLEANUP PROJECT	FuelTanks/A-Base	\$5,332,000	\$2,571,525	In Progress
ON	0215 - Fort Severn Band	FORT SEVERN BULK FUEL TANK FARM UPGRADE	FuelTanks/A-Base	\$7,137,316	\$1,043,744	In Progress
ON	0217 - Wunnumin Lake First Nation	WUNNUMIN FUEL SYSTEM UPGRADE TANK DECOMMISSIONING	FuelTanks/A-Base	\$200,000	\$41,500	In Progress
ON	0226 - Mattagami Band	MATTAGAMI SCHOOL FUEL SYSTEM UPGRADE	FuelTanks/A-Base	\$400,000	\$35,000	In Progress
ON	0230 - Whitefish River Band	WHITEFISH RIVER SCHOOL FUEL SYSTEM UPGRADE	FuelTanks/A-Base	\$200,000	\$180,000	In Progress
ON	0234 - Wawakapewin Band	WAWAKAPEWIN DGS SITE FUEL TANK UPGRADE	FuelTanks/A-Base	\$1,454,712	\$113,312	In Progress
ON	0237 - Deer Lake Band	DEER LAKE CORE FACILITIES FUEL SYSTEM UPGRADE	FuelTanks/A-Base	\$766,000	\$655,952	In Progress
ON	0237 - Deer Lake Band	DIESEL GENERATING STATIONS (DGS)	FMC	\$150,000	\$20,000	In Progress
ON	0240 - Webequie	DIESEL GENERATING STATIONS (DGS)	FMC	\$16,909,727	\$28,500	In Progress
ON	0242 - Aroland First Nation	AROLAND SCHOOL FUEL SYSTEM UPGRADE	FuelTanks/A-Base	\$300,000	\$10,000	In Progress
ON	0243 - Kashechewan Band	Ring Dyck O&M	A-Base	\$210,000	\$70,000	In Progress
ON	0243 - Kashechewan Band	KASHECHEWAN FAR FIELD STUDY	A-Base	\$2,201,500	\$400,000	In Progress
ON	0259 - Slate Falls Nation	SLATE FALLS BULK FUEL TANK	FuelTanks/A-	\$570,000	\$495,300	In

ANNEX D: 289 Other Community Infrastructure Projects (April 1, 2013 to March 31, 2014)

Region	First Nation	Project Name	Funding Source	Total Cost (\$) (All Sources)	2013-2014 Amount Funded	Complete/In Progress
	Band	FARM UPGRADE	Base			Progress
ON	1003 - Keewaytinook Okimakanak Tribal Council	KO (3) COMMUNITY PROJECT (KEEWAYWIN NORTH SPIRIT LAKE POPLAR HILL)	FuelTanks/A-Base	\$950,000	\$850,500	In Progress
ON	8069 - Pritchard Industrial, A Division Of The Pritchard Group	DIESEL GENERATING STATIONS (DGS)	FMC	\$1,440,711	\$466,250	In Progress
ON	9238 - Ont. First Nations Technical Servs	OFNTSC COMMUNITY FUEL TANK	FuelTanks/A-Base	\$1,100,000	\$440,000	In Progress
MB	Dakota Ojibway Tribal Council	ACRS Inspections	A-Base	\$389,857	\$389,857	In Progress
MB	Dauphin River	S610 Community Reoccupation	FMC 40M	\$8,942,344	\$6,177,500	In Progress
MB	Lake Manitoba	S570 Flood Protection Dyke Works Const	FMC	\$16,186,530	\$2,147,824	In Progress
MB	Manitoba Hydro	S228 Diesel Generation	HQ	\$20,430,176	\$4,089,915	In Progress
MB	Marcel Colomb	S602 Six Bay Garage	FNWWAP/FMC	\$1,562,732	\$600,000	In Progress
MB	Shawano	S406 Fuel Tanks	A-Base/Budget 2012/HQ	\$80,000,000	\$9,414,866	In Progress
SK	Beardy's & Okemasis	Flooding Road Repair	EM	\$1,703,000	\$180,535	In Progress
SK	Birch Narrows	Subdivision Bridge	A-Base	\$4,373,500	\$200,000	In Progress
SK	Cote	Fire Hall and Equipment	A-Base	\$230,000	\$50,000	In Progress
SK	FHQ Member FN's	Fire Hall	A-Base	\$550,000	\$50,000	In Progress

ANNEX D: 289 Other Community Infrastructure Projects (April 1, 2013 to March 31, 2014)

Region	First Nation	Project Name	Funding Source	Total Cost (\$) (All Sources)	2013-2014 Amount Funded	Complete/In Progress
SK	James Smith	Flooding Road Repair	EM	\$10,000,000	\$377,700	In Progress
SK	James Smith	Fire Truck and Equipment	A-Base	\$52,500	\$10,000	In Progress
SK	Ministikwan Lake	Fire Protection	A-Base	\$442,500	\$117,500	In Progress
SK	Mistawasis	Gasification	A-Base	\$2,010,800	\$1,137,800	In Progress
SK	Montreal Lake	Flooding Road Repair	EM	\$5,000,000	\$500,000	In Progress
SK	Red Earth	Emergency Bridge Repair	A-Base	\$2,319,600	\$250,000	In Progress
SK	Sakimay	Flooding Road Repair	EM	\$3,455,000	\$1,207,500	In Progress
AB	Little Red River Cree Nation	LRRCN Fox Lake Access Road	A-Base/infra alloc	\$1,269,473	\$250,823	In Progress
AB	Stoney	Stoney Flood Relief (Note: funded under EM Auth 330)	EMA	\$561,650	\$561,650	In Progress
AB	Whitefish Lake #128	Whitefish Lake #128 Arterial Road Upgrade	A-Base	\$4,769,745	\$198,000	In Progress
BC	?Esdilagh First Nation	?Esdilagh Waste transfer System	A-Base	\$500,000	\$169,218	In Progress
BC	?Esdilagh First Nation	ACRS Group 2	A-Base	\$13,325	\$13,325	In Progress
BC	Bonaparte Indian Band	Northwest Subdivision (Settlement Agreement)	A-Base	\$2,945,081	\$793,102	In Progress
BC	Cheslatta Carrier Nation Band	ACRS Group 2	A-Base	\$33,518	\$33,518	In Progress
BC	Douglas Indian Band	Tipella Subdivision 25 Lots - 630	A-Base	\$1,461,054	\$200,000	In

ANNEX D: 289 Other Community Infrastructure Projects (April 1, 2013 to March 31, 2014)

Region	First Nation	Project Name	Funding Source	Total Cost (\$) (All Sources)	2013-2014 Amount Funded	Complete/In Progress
						Progress
BC	Dzawada'Enuxw First Nation	Kingcome Access Health & Safety Road Improvements	A-Base	\$115,368	\$105,135	In Progress
BC	Esk'Etémc	Dam Improvements Review	A-Base	\$6,888	\$6,888	In Progress
BC	Gitga'At First Nation	Drainage Plan	A-Base	\$262,660	\$188,140	In Progress
BC	Gwa'Sala-Nakwaxda'Xw Indian Band	Solid Waste Management Program	A-Base	\$112,076	\$97,457	In Progress
BC	Heiltsuk Indian Band	Heiltsuk Fire Hall	A-Base	\$563,098	\$563,098	In Progress
BC	Hesquiaht Band	Community Infrastructure Upgrades	A-Base	\$61,500	\$61,500	In Progress
BC	Kwadacha Indian Band	Kwadacha Solid Waste Management Centre	A-Base	\$1,413,773	\$859,393	In Progress
BC	Lhtako Dene Nation	ACRS Group 2	A-Base	\$410	\$410	In Progress
BC	Lower Stl'Atl'Imx Tribal Council	In-SHUCK-ch Forest Service Road Upgrade	A-Base	\$4,200,000	\$1,791,000	In Progress
BC	Lower Stl'Atl'Imx Tribal Council	Flood Level Study	A-Base	\$126,461	\$24,761	In Progress
BC	Lower Stl'Atl'Imx Tribal Council	Fire Protection	A-Base	\$85,142	\$24,111	In Progress
BC	Matsqui Indian Band	IR # 2 Subdivision (580) (18 lots)	A-Base	\$3,515,034	\$176,071	In Progress
BC	Musqueam Indian Band	Lot Grading - 268-1	A-Base	\$45,327	\$25,000	In Progress
BC	Naut'Sa Mawt Tribal Council	Metals Removal Tsay Keh and Kwadacha	A-Base	\$204,771	\$63,745	In Progress

ANNEX D: 289 Other Community Infrastructure Projects (April 1, 2013 to March 31, 2014)

Region	First Nation	Project Name	Funding Source	Total Cost (\$) (All Sources)	2013-2014 Amount Funded	Complete/In Progress
BC	Naut'Sa Mawt Tribal Council	COASTAL SOLID WASTE - HARTLEY BAY	A-Base	\$712,754	\$141,074	In Progress
BC	Naut'Sa Mawt Tribal Council	Coastal First Nations Hazardous Waste Removal	A-Base	\$310,912	\$310,912	In Progress
BC	Nazko First Nation	ACRS Group 2	A-Base	\$47,150	\$47,150	In Progress
BC	Nisga'A Village Of Gitwinksihlkw	Replacement Fire Hall	A-Base	\$600,000	\$126,665	In Progress
BC	Okanagan Indian Band	Pinaus Lake Dam - Safety Review and Design - Okanagan	A-Base	\$940,046	\$128,625	In Progress
BC	Oweekeno/Wuikinuxv Nation	Mini Hydro Plant - Nicknaqueet River	A-Base	\$1,000,000	\$77,050	In Progress
BC	Oweekeno/Wuikinuxv Nation	Energy Audit	A-Base	\$30,711	\$30,711	In Progress
BC	Oweekeno/Wuikinuxv Nation	New Wharf and Floats	A-Base	\$2,063,768	\$1,068,268	In Progress
BC	Penticton Indian Band	Brent and Farleigh Lake Dams	A-Base	\$241,310	\$66,974	In Progress
BC	Penticton Indian Band	Dams and Works	A-Base	\$3,863,055	\$3,047,507	In Progress
BC	Seton Lake Indian Band	Solid Waste Management Centre - Seton Lake	A-Base	\$1,000,000	\$60,629	In Progress
BC	Skeetchestn Indian Band	Skeetchestn Solid Waste Management	A-Base	\$914,690	\$888,652	In Progress
BC	Sliammon Indian Band	Subdivision IR#1 - 610	A-Base	\$1,999,999	\$154,516	In Progress
BC	Stswecem'C Xgat'Tem First Nation	Fire Equipment	A-Base	\$321,321	\$21,321	In Progress
BC	Takla Lake First Nation	Standby Power Supply	A-Base	\$295,149	\$186,356	In

ANNEX D: 289 Other Community Infrastructure Projects (April 1, 2013 to March 31, 2014)

Region	First Nation	Project Name	Funding Source	Total Cost (\$) (All Sources)	2013-2014 Amount Funded	Complete/In Progress
						Progress
BC	Tl'Azt'En Nation	ACRS Group 2	A-Base	\$172,969	\$172,969	In Progress
BC	Tl'Etingox Government	Anaham Creek Dam	A-Base	\$1,216,259	\$300,000	In Progress
BC	Tsay Keh Dene Band	ACRS Group 2	A-Base	\$115,518	\$115,518	In Progress
BC	Tsay Keh Dene Band	RCE Distribution Line Upgrade	A-Base	\$1,255,066	\$627,088	In Progress
BC	Ulkatcho Indian Band	ACRS Group 2	A-Base	\$107,090	\$107,090	In Progress
BC	Wet Suwet En First Nation	Health and Community Building	A-Base	\$1,370,670	\$200,000	In Progress
BC	Xeni Gwet'In First Nations Government	West End Electrification	A-Base	\$21,500	\$21,500	In Progress
BC	Yekooche First Nation	ACRS Group 2	A-Base	\$11,173	\$11,173	In Progress

ANNEX E: Glossary of Acronyms and Terms

Acronym	In Full
AANDC	Aboriginal Affairs and Northern Development Canada
ACRS	Asset Condition Reporting System
API	Annual Performance Inspection
BCF	Building Canada Fund
CFMP	Capital Facilities and Maintenance Program
CRTP	Circuit Rider Training Program
EAP	Economic Action Plan
FNIF	First Nation Infrastructure Fund
FNIIP	First Nations Infrastructure Investment Plan
FNWWAP	First Nations Water and Wastewater Action Plan
GCR	General Condition Rating
GTF	Gas Tax Fund
MCF	Management Control Framework
NPRF	National Priority Ranking Framework
PAA	Program Alignment Architecture
SPRF	School Priority Ranking Framework
Term	Definition
A-Base or Base Budget	A recurring set of funds provided to a department at the onset of each budget period. The base budget is used to keep the department functioning, and is derived from the previous year's spending and adjustments such as inflation. It is not designed to fund special projects.
Major Capital	Funding allocated for specific proposal-driven construction, acquisition, renovation or significant repair projects valued above \$1.5 million.

Minor Capital	Can either be formula-based or proposal-driven funding. This funding is typically allocated for on reserve housing and for construction, acquisition, renovation and/or repair projects of community infrastructure valued below \$1.5 million.
Operations and Maintenance (O&M)	Formula-based funding specifically allocated for the on-going operation and maintenance of community Infrastructure assets as well as First Nation Training.
Statutory	These are expenditures provided for on an ongoing basis by way of legislation other than the Appropriation Act and cannot be altered by the House of Commons during its consideration of the Estimates.
Targeted Funding	New financial resources provided by the federal government to a department to be spent on specified areas; in most cases, this funding is time limited.
Vote	Refers to the amount of funding approved by Parliament through the annual <i>Appropriation Act</i> . This provides government departments or agencies with the authority required to spend money for a specific purpose. Each budgetary item, or vote, has two essential components: an amount of money and a destination (a description of what the money will be used for).
Vote 1	(Operating Budget) Includes expenditures such as: salaries, contracts, staff training, travel, stationery, printing, departmental accommodation, etc.
Vote 10	(Grants and Contributions) also called Transfer Payments, the means by which AANDC funds the operations of First Nations and other recipients.