



West Nile Virus National Surveillance Report

English Edition

September 11, 2011 to September 17, 2011 (Week 37)

Canada

Human:

During the week 37, ending on 17 September 2011, six new human cases of West Nile virus (WNV) were reported to the Public Health Agency of Canada (PHAC). As of week 37, a total of forty-nine (49) human clinical cases [Quebec (18), Ontario (31)] and four asymptomatic infections [Quebec (2), Ontario (2)] have been reported to PHAC in Canada. Of the 49 clinical cases, seventeen (35%) were classified as West Nile virus Neurological Syndrome, twenty-one (43%) as West Nile virus Non-Neurological Syndrome, and eleven (49%) as unclassified. One death associated h WNV has been reported to PHAC.

Mosquito:

A total of 280 mosquito pools positive for WNV have been reported in Canada, including Saskatchewan (3), Ontario (273), and Quebec (4).

Bird:

A total of 105 dead birds have been tested for WNV by the Canadian Cooperative Wildlife Health Centre (CCWHC) in Canada. Of them, twenty-two (22) positives have been reported in three provinces: Quebec (5), Ontario (16) and Saskatchewan (1).

Domestic Animal:

Nine (9) positive horses with WNV infection have been reported by the Canadian Food Inspection Agency (CFIA): six in Ontario and three in Quebec.

National WNV surveillance data and maps can be found on the PHAC web site at: <http://www.phac-aspc.gc.ca/wnv-vwn/index.html>

United States

As of September 13, a total of 202 human cases of WNV have been reported to the Centers for Disease Control and Prevention (CDC) in the United States. Of them, 134 (66%) were reported as neuroinvasive disease cases and 68 (34%) as nonneuroinvasive disease cases. Seven (7) deaths have been reported. Fifty-three (53) WNV presumptive viremic donors have been reported.

Detailed information can be accessed via the CDC web site: <http://www.cdc.gov/ncidod/dvbid/westnile/surv&control.htm>

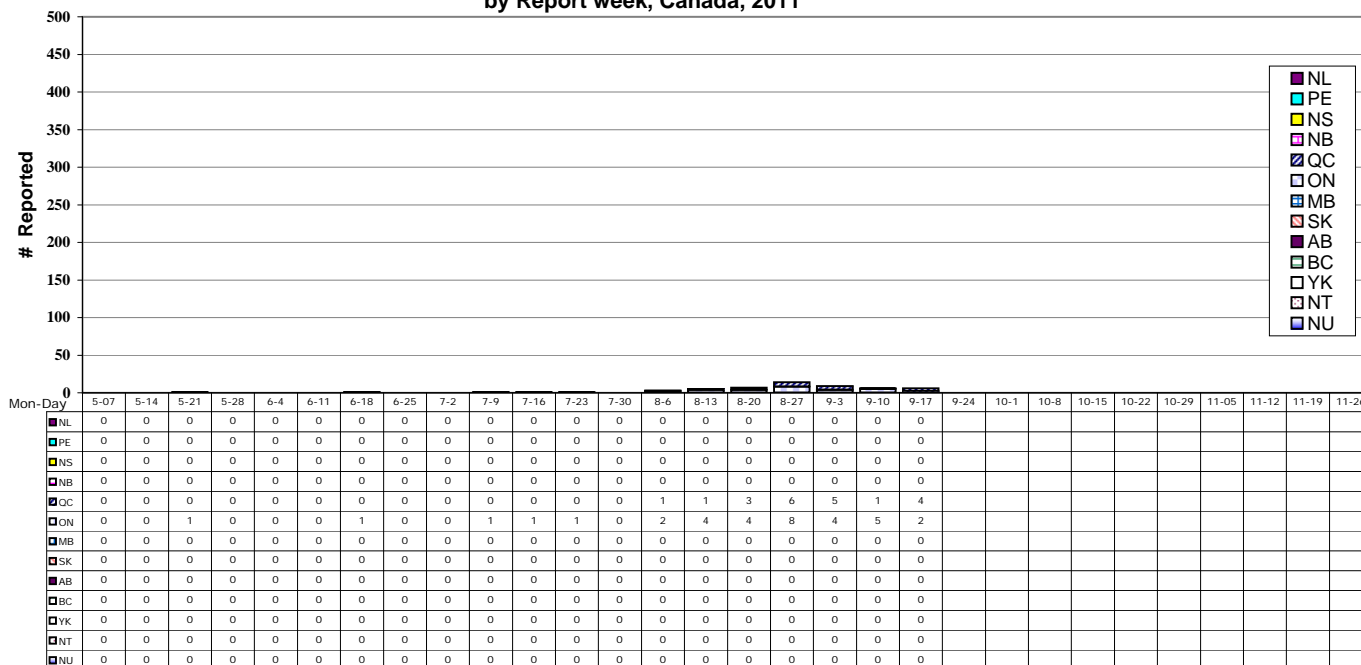
Europe and Neighbouring Countries

As of September 15, a total of 78 confirmed human cases of West Nile fever have been reported in the EU (67 cases in Greece, 4 in Italy and 7 in Romania). In the neighbouring countries, 124 cases have been reported: 103 in the Russian Federation, 2 in Albania, 1 in the former Yugoslav Republic of Macedonia, 3 in Turkey and 15 in Israel.

Detailed information can be accessed via the ECDC web site:

http://ecdc.europa.eu/en/activities/diseaseprogrammes/emerging_and_vector_borne_diseases/Pages/West_Niles_fever_Risk_Maps.aspx

WNV Human Clinical Cases and Asymptomatic Infections, by Province/Territory,
by Report week, Canada, 2011



Abbreviations: Newfoundland & Labrador (NL), Prince Edward Island (PE), New Brunswick (NB), Nova Scotia (NS), Quebec (QC), Ontario (ON), Manitoba (MB), Saskatchewan (SK), Alberta (AB), British Columbia (BC), Yukon Territory (YK), Northwest Territories (NT), Nunavut (NU)

**WNV Human Clinical Cases and Asymptomatic Infections for the Current Report Week and Year-to-Date,
by Province/Territory, Canada, 2011**

Provinces Territories	Report Week: September 11, 2011 to September 17, 2011 (Week 37)					
	West Nile Virus Neurological Syndrome (WNNS)	West Nile Virus Non- Neurological Syndrome (WN Non_NS)	Unclassified / Unspecified	Total Clinical Cases ¹	No. of travel related cases ²	West Nile Virus Asymptomatic Infections ³
	No. Cases	No. Cases				
NL	0	0	0	0	0	0
PE	0	0	0	0	0	0
NS	0	0	0	0	0	0
NB	0	0	0	0	0	0
QC	0	1	3	4	0	0
ON	0	1	1	2	0	0
MB	0	0	0	0	0	0
SK	0	0	0	0	0	0
AB	0	0	0	0	0	0
BC	0	0	0	0	0	0
YT	0	0	0	0	0	0
NT	0	0	0	0	0	0
NU	0	0	0	0	0	0
Canada	0	2	4	6	0	0
Provinces Territories	Year-to-Date: May 1, 2011 to September 17, 2011					
	West Nile Virus Neurological Syndrome (WNNS)	West Nile Virus Non- Neurological Syndrome (WN Non_NS)	Unclassified / Unspecified	Total Clinical Cases ¹	No. of travel related cases ²	West Nile Virus Asymptomatic Infections ³
	No. Cases	No. Cases				
NL	0	0	0	0	0	0
PE	0	0	0	0	0	0
NS	0	0	0	0	0	0
NB	0	0	0	0	0	0
QC	7	5	6	18	0	2
ON	10	16	5	31	1	2
MB	0	0	0	0	0	0
SK	0	0	0	0	0	0
AB	0	0	0	0	0	0
BC	0	0	0	0	0	0
YT	0	0	0	0	0	0
NT	0	0	0	0	0	0
NU	0	0	0	0	0	0
Canada	17	21	11	49	1	4

¹ Total Clinical Cases is the sum of both probable and confirmed: WNNS, WN Non-NS and Unclassified / Unspecified

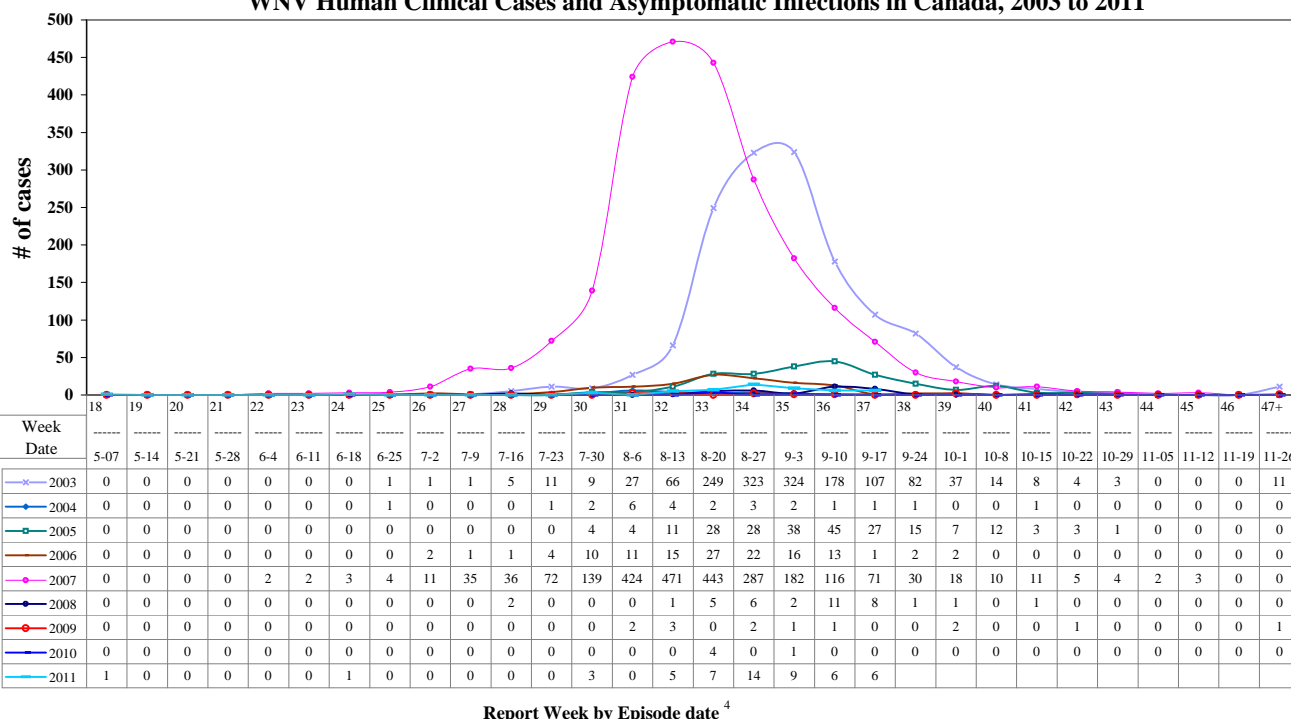
² Likely related to travel outside the province / territory. These cases are included in either the Total Clinical Cases or West Nile Virus Asymptomatic Infection

³ Satisfies West Nile virus diagnostic test criteria IN THE ABSENCE of clinical criteria. This category could include asymptomatic blood donors whose blood is screened using a Nucleic Acid Amplification Test (NAT), by Blood Operators (i.e. Canadian Blood Services or Hema-Quebec) and is subsequently brought to the attention of public health officials. Blood Operators in Canada perform a supplementary WN virus-specific NAT following any positive donor screen test result.

Details on human case definitions can be seen on the PHAC West Nile virus surveillance web site:

http://www.phac-aspc.gc.ca/wnv-vwn/hmncasedef_e.html

WNV Human Clinical Cases and Asymptomatic Infections in Canada, 2003 to 2011



Report Week by Episode date ⁴

Cumulative number of WNV positive mosquito pools tested by week, by province/territory, in Canada⁵ 2011

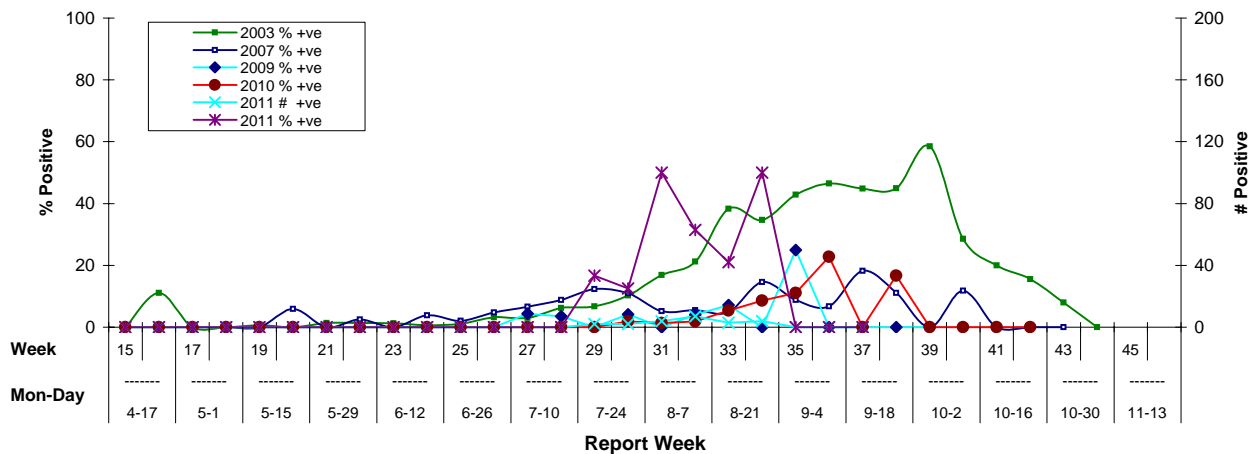
Provinces Territories	Cumulative Total Tested by Report Week																													
	17	18	19	20	21	22	23	24	25	26	27	28	29	30	31	32	33	34	35	36	37	38	39	40	41	42	43	44	45	46
NL	0	0	0	0	0	0	0	0	0	0	0	0	0	0	0	0	0	0	0	0	0									
PE	0	0	0	0	0	0	0	0	0	0	0	0	0	0	0	0	0	0	0	0	0									
NS ⁶	0	0	0	0	0	0	0	0	0	0	0	0	0	0	0	0	0	0	0	0	0									
NB	0	0	0	0	0	0	0	0	0	0	0	0	0	0	0	0	0	0	0	0	0									
QC ⁶	0	0	0	0	0	0	0	0	0	0	0	0	0	0	0	1	4	4	4	4	4									
ON	0	0	0	0	0	0	0	0	0	0	0	1	5	11	43	87	136	200	200	200	273									
MB	0	0	0	0	0	0	0	0	0	0	0	0	0	0	0	0	0	0	0	0	0									
SK	0	0	0	0	0	0	0	0	0	0	0	0	0	0	0	1	2	2	3	3	3									
AB ⁶	0	0	0	0	0	0	0	0	0	0	0	0	0	0	0	0	0	0	0	0	0									
BC	0	0	0	0	0	0	0	0	0	0	0	0	0	0	0	0	0	0	0	0	0									
YK	0	0	0	0	0	0	0	0	0	0	0	0	0	0	0	0	0	0	0	0	0									
NT	0	0	0	0	0	0	0	0	0	0	0	0	0	0	0	0	0	0	0	0	0									
NU	0	0	0	0	0	0	0	0	0	0	0	0	0	0	0	0	0	0	0	0	0									
Canada	0	0	0	0	0	0	0	0	0	0	0	1	5	11	44	90	142	207	207	207	280									

⁴ Episode date could include one of the following: symptom onset date, diagnosis date, lab sample date, or reporting date.

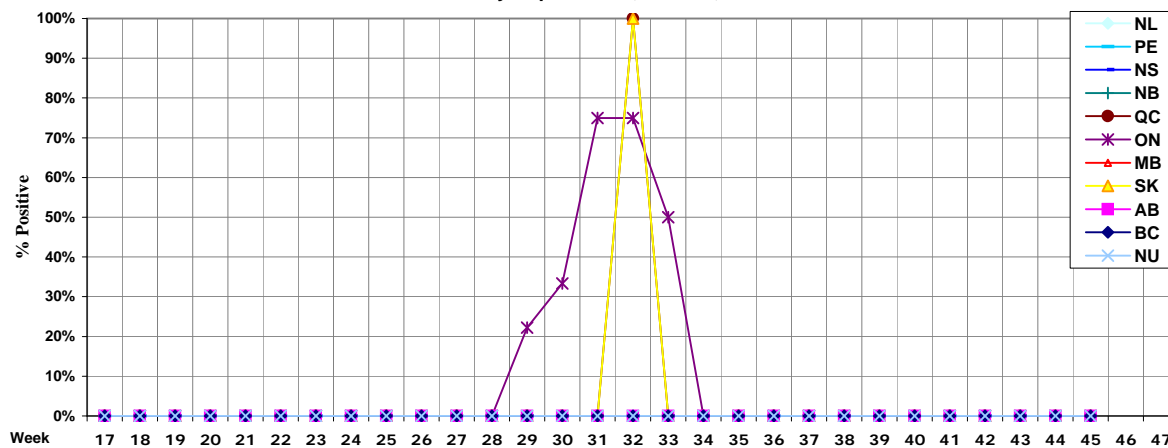
⁵ Detailed WNV mosquito surveillance data can be accessed through provincial/territorial web sites.

⁶ These provinces are not conducting mosquito surveillance as part of their WNV surveillance program at provincial level in 2011.

Percentage of Dead Birds⁷ Tested Positive for WNV, by Report Week, Canada 2003, 2007⁹, 2009⁸, 2010⁸ & 2011⁸, and Number of Dead Birds⁷ Tested Positive for WNV, by Report Week, Canada 2011



**Percentage of Dead Birds Tested Positive for WNV, by Province/Territory,
by Report Week, Canada, 2011**

[illegible]

⁷ Mostly corvids (e.g. crows, blue jays, and ravens).

⁸ As seen in 2007, not all provinces are conducting dead bird surveillance as part of their WNV surveillance program in 2009. However, WNV positive dead birds may be identified through the National Wildlife Disease Surveillance Program of the Canadian Cooperative Wildlife Health Centre (CCWHC).

⁹ These provinces are not conducting dead bird surveillance as part of their WNV surveillance program in 2009. However, WNV positive dead birds may be identified in these areas through the National Wildlife Disease Surveillance Program of the Canadian Cooperative Wildlife Health Centre (CCWHC).