



West Nile virus

National Surveillance Report

English Edition
July 14 to July 20, 2013
(Report Week 29)

Canada

Humans:

As of surveillance week 29, ending on July 20, no human cases of West Nile virus (WNV) infection have been reported to the Public Health Agency of Canada.

Mosquitoes:

To date (Week 29), a total of 3259 mosquito pools have been tested for West Nile virus [Ontario (2487), Quebec (186), British Columbia (135), Saskatchewan (95), and Manitoba (356)]. Of them, fourteen (14) WNV positive mosquito pools have been reported: twelve (12) across Ontario; three (3) in Southern, Manitoba; and one (1) in the Mixed Grass Prairie Eco-region, Saskatchewan.

Dead Birds:

A total of 28 dead birds have been tested for West Nile virus by the Canadian Cooperative Wildlife Health Centre (CCWHC) and the British Columbia Centre for Disease Control (BCCDC). Of them, four (4) positives were reported: one (1) in Ontario (Sarnia region); three (3) in Saskatchewan (Regina and Saskatoon).

Domestic Animals:

No animals positive for West Nile virus have been reported by the Canadian Food Inspection Agency, since the start of the 2013 WNV season.

National WNV surveillance data and maps can be found on the PHAC website at: <http://www.phac-aspc.gc.ca/wnv-vwn/index.html>

United States

Since the start of the 2013 WNV season, 31 human WNV cases [Alabama (1), Arizona (1), California (1), Colorado (1), Georgia (1), Iowa (2), Mississippi (7), Nebraska (1), Nevada (5), South Dakota (7), Tennessee (1), and Texas (2), Washington (1)] have been reported by the Centers for Disease Control and Prevention (CDC) in the U.S.A. Of them, 11 (35%) were diagnosed as neuroinvasive disease, and 20 (65%) non-neuroinvasive). Three fatal cases were reported. Nine (9) cases of presumptive viremic blood donors were reported.

Source: http://www.cdc.gov/ncidod/dvbid/westnile/surv&controlCaseCount12_detailed.html

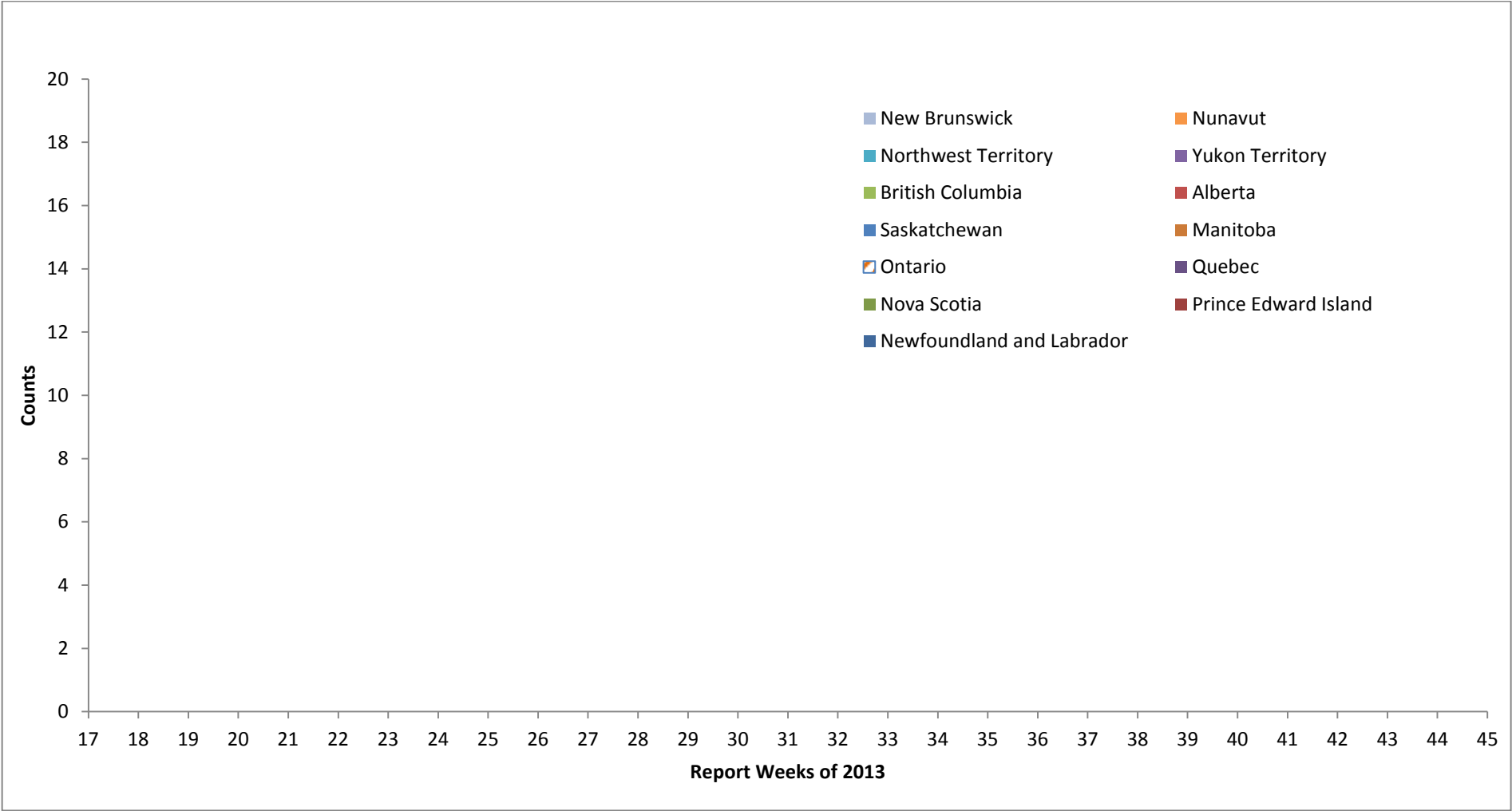
Europe and Neighbouring countries

Since the start of the 2013 WNV season, four (4) human case of WNV has been reported in the European Union and the European Economic Area, in the Attiki region of Greece. Seventeen (14) human cases of WNV have been reported in neighbouring countries: the Former Yugoslav Republic of Macedonia one (1), the Russian Federation twelve (12), Israel four (4).

Source: http://ecdc.europa.eu/en/healthtopics/west_nile_fever/West-Nile-fever-maps/Pages/index.aspx

Figure 1

WNV clinical cases and asymptomatic infections, by Province / Territory and by report week, 2013 season



Link Figure 1 to the following table 1 below

Table 1

[illegible]

Table 2

West Nile virus human clinical cases and asymptomatic infections by Province / Territory for the current Report Week and year to date, 2013
Season

		July 14 to July 20, 2013 (Week 29)					
		West Nile virus Neurological syndrome	West Nile virus Non-Neurological syndrome	Unclassified / Unspecified	Total clinical cases ¹	# of travel related cases ²	West Nile virus asymptomatic infections ³
		# cases	# cases				
Provinces and territories	Newfoundland and Labrador	0	0	0	0	0	0
	Prince Edward Island	0	0	0	0	0	0
	Nova Scotia	0	0	0	0	0	0
	New Brunswick	0	0	0	0	0	0
	Quebec	0	0	0	0	0	0
	Ontario	0	0	0	0	0	0
	Manitoba	0	0	0	0	0	0
	Saskatchewan	0	0	0	0	0	0
	Alberta	0	0	0	0	0	0
	British Columbia	0	0	0	0	0	0
	Yukon Territory	0	0	0	0	0	0
	Northwest Territory	0	0	0	0	0	0
	Nunavut	0	0	0	0	0	0
Total		0	0	0	0	0	0
		Year to date: From January 1 to July 20 2013					
Provinces and territories	Newfoundland and Labrador	0	0	0	0	0	0
	Prince Edward Island	0	0	0	0	0	0
	Nova Scotia	0	0	0	0	0	0
	New Brunswick	0	0	0	0	0	0
	Quebec	0	0	0	0	0	0
	Ontario	0	0	0	0	0	0
	Manitoba	0	0	0	0	0	0
	Saskatchewan	0	0	0	0	0	0
	Alberta	0	0	0	0	0	0
	British Columbia	0	0	0	0	0	0
	Yukon Territory	0	0	0	0	0	0
	Northwest Territory	0	0	0	0	0	0
	Nunavut	0	0	0	0	0	0
Total		0	0	0	0	0	0

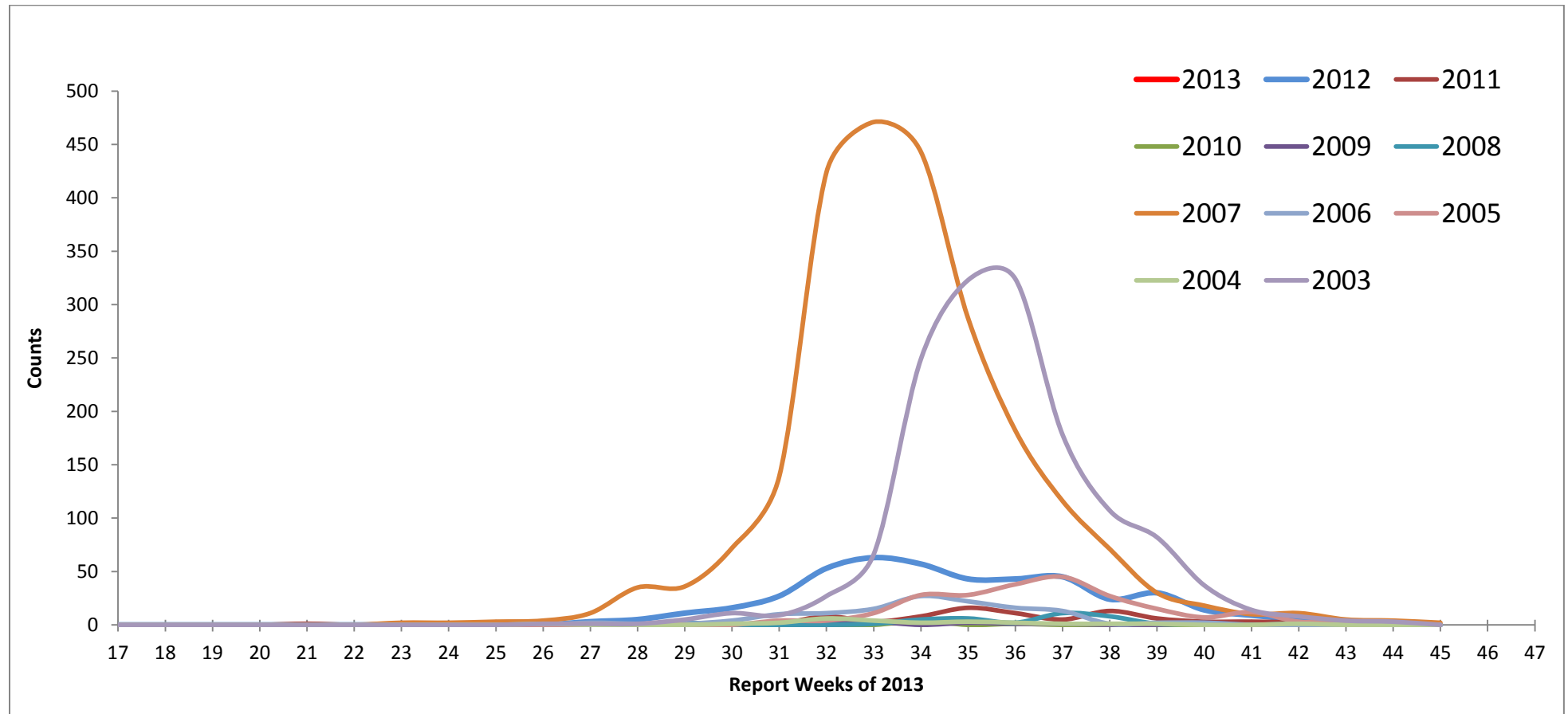
¹ Total clinical cases is the sum of both probable and confirmed: West Nile virus neurological and non-neurological syndromes, along with any unclassified or unspecified cases.

² Likely related to travel outside the province/territory. These cases are included in either the total clinical cases or West Nile virus asymptomatic infections.

³ Satisfies West Nile virus diagnostic test criteria in the absence of clinical criteria. This category could include asymptomatic blood donors whose blood is screened using a nucleic acid amplification test (NAT), by blood operators (i.e. Canadian Blood Services or Hema-Quebec) and is subsequently brought to the attention of public health officials. Blood operators in Canada perform a supplementary West Nile virus specific NAT following any positive donor screen test result.

Figure 2

WNV clinical cases and asymptomatic infections by report week, 2013 season compared to previous seasons



[Link Figure 2 to the following table 3 below](#)

Table 3

		Report Weeks of 2013																													
		17	18	19	20	21	22	23	24	25	26	27	28	29	30	31	32	33	34	35	36	37	38	39	40	41	42	43	44	45	
	2013	0	0	0	0	0	0	0	0	0	0	0	0	0																	
	2012	0	0	0	0	0	0	0	0	0	0	3	5	11	16	27	53	63	57	43	43	45	24	30	14	9	5	1	0	0	
	2011	0	0	0	0	1	0	1	0	2	0	0	0	0	0	1	8	3	8	16	11	5	13	6	3	3	2	0	0	0	
	2010	0	0	0	0	0	0	0	0	0	0	0	0	0	0	0	0	0	4	0	1	0	0	0	0	0	0	0	0	0	
	2009	0	0	0	0	0	0	0	0	0	0	0	0	0	0	0	2	3	0	2	1	1	0	0	2	0	0	1	0	0	
	2008	0	0	0	0	0	0	0	0	0	0	0	0	2	0	0	0	1	5	6	2	11	8	1	1	0	1	0	0	0	
	2007	0	0	0	0	0	0	2	2	3	4	11	35	36	72	139	424	471	443	287	182	116	71	30	18	10	11	5	4	2	
	2006	0	0	0	0	0	0	0	0	0	0	2	1	1	4	10	11	15	27	22	16	13	1	2	2	0	0	0	0	0	
	2005	0	0	0	0	0	0	0	0	0	0	0	0	0	0	4	4	11	28	28	38	45	27	15	7	12	3	3	1	0	
	2004	0	0	0	0	0	0	0	0	0	1	0	0	0	1	2	6	4	2	3	2	1	1	1	0	0	1	0	0	0	
	2003	0	0	0	0	0	0	0	0	0	1	1	1	5	11	9	27	66	249	323	324	178	107	82	37	14	8	4	3	0	

Table 4

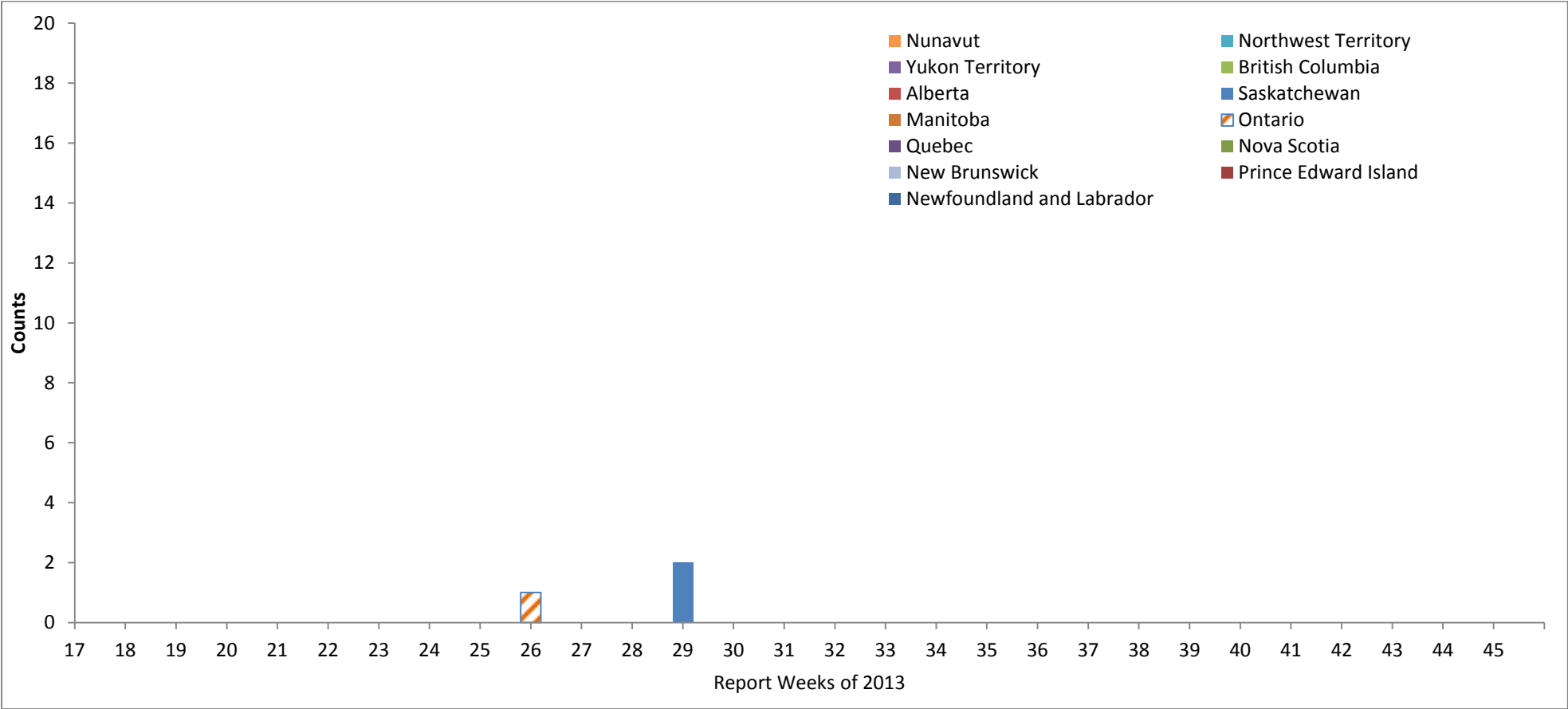
Reported cumulative number of West Nile virus positive mosquito pools by Province/Territory and by report week, 2013 season*

		Report Weeks of 2013																															
		17	18	19	20	21	22	23	24	25	26	27	28	29	30	31	32	33	34	35	36	37	38	39	40	41	42	43	44	45			
	Newfoundland	0	0	0	0	0	0	0	0	0	0	0	0	0																			
	Prince Edward Island	0	0	0	0	0	0	0	0	0	0	0	0	0																			
	New Brunswick	0	0	0	0	0	0	0	0	0	0	0	0	0																			
	Nova Scotia	0	0	0	0	0	0	0	0	0	0	0	0	0																			
	Quebec	0	0	0	0	0	0	0	0	0	0	0	0	0																			
	Ontario	0	0	0	0	0	0	0	0	0	2	2	4	12																			
	Manitoba	0	0	0	0	0	0	0	0	0	0	0	1	3																			
	Saskatchewan	0	0	0	0	0	0	0	0	0	0	0	1	1																			
	Alberta	0	0	0	0	0	0	0	0	0	0	0	0	0																			
	British Columbia	0	0	0	0	0	0	0	0	0	0	0	0	0																			
	Yukon Territory	0	0	0	0	0	0	0	0	0	0	0	0	0																			
	Northwest Territory	0	0	0	0	0	0	0	0	0	0	0	0	0																			
	Nunavut	0	0	0	0	0	0	0	0	0	0	0	0	0																			

* Detailed West Nile virus mosquito surveillance data can be accessed through Provincial/ Territorial websites

Figure 3

Reported number of dead birds testing positive for WNV by Province / Territory and by report week, 2013 season



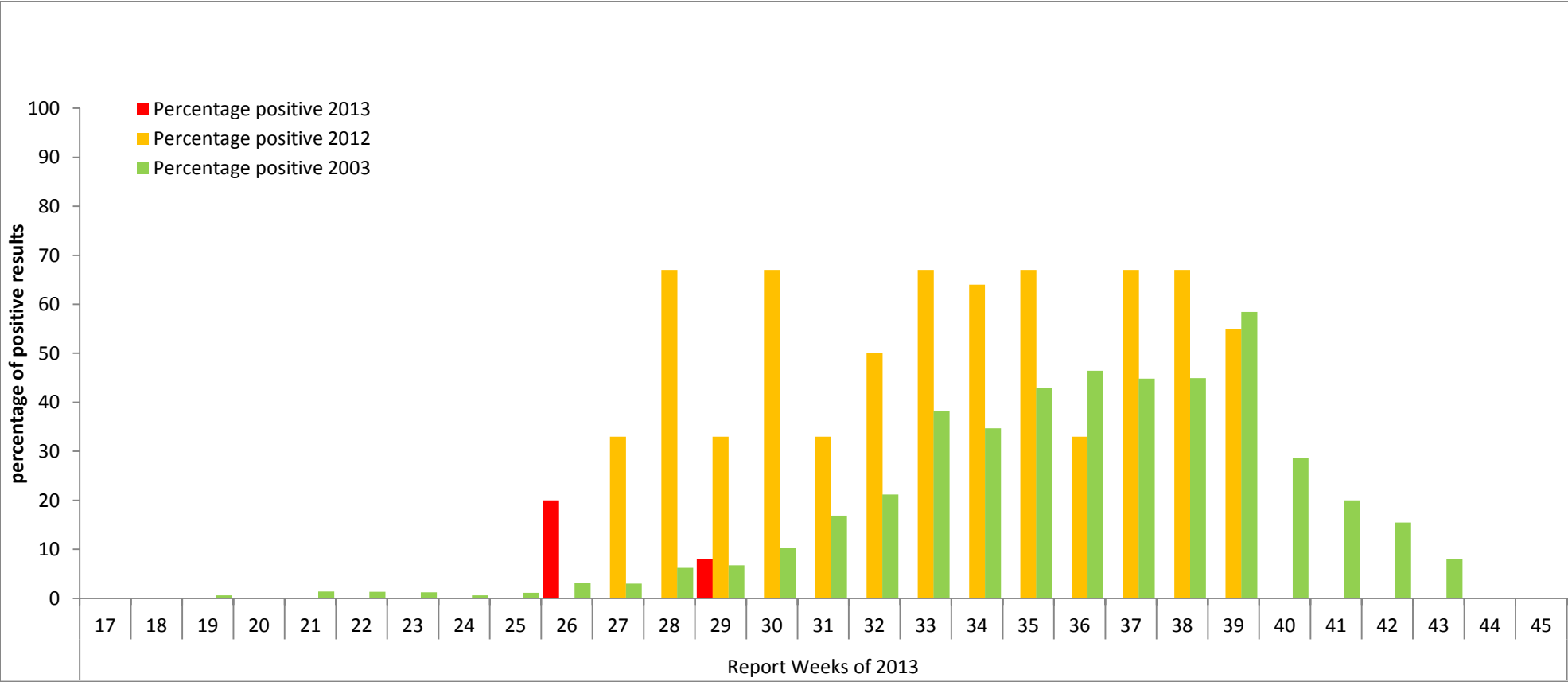
Link figure 3 to the following table 5 below

Table 5

[illegible]

Figure 4

Percentage of dead birds testing positive for WNV in the 2013 season by report week as compared to the 2003 and 2012 seasons



Link figure 4 to the following table 6 below

Table 6

		Report Weeks of 2013																											
		17	18	19	20	21	22	23	24	25	26	27	28	29	30	31	32	33	34	35	36	37	38	39	40	41	42	43	44
Numbers positive	2013	0	0	0	0	0	0	0	0	0	1	0	0	2															
Numbers tested	2013	0	0	0	0	0	0	0	0	0	5	0	3	25															
Percentage positive	2013	0	0	0	0	0	0	0	0	0	20	0	0	8															
Percentage positive	2012	0	0	0	0	0	0	0	0	0	0	33	67	33	67	33	50	67	64	67	33	67	67	55	0	0	0	0	0
Percentage positive	2003	0	0	1	0	1	1	1	1	1	3	3	6	7	10	17	21	38	35	43	46	45	45	58	29	20	15	8	0