



Transport
Canada

Transports
Canada



TP 6980E
(03/2014)

Feedback

Issue 3/2014

Canadian Aviation Service Difficulty Reports



Bombardier DHC-8-402 operated by Westjet airlines. Westjet has been successfully operating the 'Q400' series aeroplane for over a year.



Table of Contents

Head's up	3
Fixed Wing	4
Engines	11
Rotorcraft	13
Equipment Airworthiness Directives (ADS)	16
FAA Special Airworthiness Information Bulletins (SAIB)	17
EASA Safety Information Bulletin (SIB)	18
Service Difficulty Reports (SDR)	19
Ordering TC Publication and Forms	36
Civil Aviation Internet Sites	36



The cover image depicts a Bombardier DHC-8-402 operated by Westjet airlines. Westjet has been successfully operating the 'Q400' series aeroplane for over a year.

The DHC-8-400 series aeroplane is a natural evolution of the extremely popular DHC-8-100, -200 and -300 design and is a segment leader in its class. It boasts the highest speed, passenger capacity and fuel economy in the turboprop category.

Feedback is published quarterly by the Continuing Airworthiness Division of Transport Canada, informing the aviation community of reported day-to-day problems that affect aircraft airworthiness in Canada.

Reprints of original *Feedback* material are encouraged, but credit must be given to Transport Canada's *Feedback* magazine. Please forward one copy of the reprinted article to the Editor.

To obtain information concerning copyright ownership and restrictions on reproduction of the material, please address your correspondence to:

Jérémie Laviolette, Editor
Feedback
 Transport Canada (AARDG)
 Place de Ville, Tower C
 Ottawa ON K1A 0N8

E-mail: jeremie.laviolette@tc.gc.ca
 Tel.: 613-952-4360
 Fax: 613-996-9178

To view *Feedback* online or to receive it electronically please visit:
www.tc.gc.ca/feedback-magazine

The articles contained in *Feedback* are derived from *Service Difficulty Reports* (SDRs) submitted by Aircraft Maintenance Engineers (AMEs), owners, operators and other sources in accordance with *Canadian Aviation Regulation* (CAR) 521.

SDRs are normally published verbatim. Transport Canada assumes no responsibility for the accuracy or content of any of these reports. Only spelling errors are corrected and content may be reduced as well as personal references deleted.

All defects or occurrences should be reported to Transport Canada through the Service Difficulty Reporting Program. For additional information about this program or concerning an article in *Feedback* magazine, contact your nearest Transport Canada Centre.

For all technical inquiries related to articles of this magazine, please address your correspondence to CAWWebFeedback@tc.gc.ca

Feedback est aussi disponible en français.

© Her Majesty the Queen in Right of Canada, as represented by the Minister of Transport (2014).

ISSN 1925-8429 (Online)

TP 6980E
 (03/2014)

TC-1005545

CESSNA 182N

SDR # 20140321004


Unapproved Elevator Horn Modification

SDR submitted:

The left hand and right hand elevator horn leading edges were deformed and covered in an unapproved rubber leading edge boot. Very poor horizontal stabilizer to elevator horn clearance. When the unapproved rubber boots were removed, substantial skin damage was found. Elevators balanced with unapproved boots will have put elevators out of approved balance range.

Transport Canada Comments:

Unapproved flight control repairs or modifications could be detrimental to the safety of flight and have unintended consequences.



Damaged elevator horn with an unapproved repair

Landing Gear Harness Failure

SDR submitted:

The flight crew reported that the landing gear selector lever was locked in the down position and could not be moved up after take-off. The checklist was carried out and the flight crew decided to return back to the airport after circling for a sufficient amount of time to lower the fuel weight in-order to obtain proper landing weight. The aeroplane landed without incident.

Maintenance investigation of the left-hand landing gear squat switch harness found the cable-ties securing the harness to the torque links had failed allowing the harness to migrate into the rotating main wheel assembly. The harness was chaffed through, as can be seen in figure 1, which caused the failure of the system and not allowing the landing gear handle to be moved.

The failed wires were repaired in accordance with Hawker 125-800 standard practices, circuit breaker reset and landing gear swings completed in accordance with Aircraft Maintenance Manual chapter 32, making the aeroplane serviceable.

Transport Canada Comments:

As stated by the operator and through their Safety Management System (SMS) requirements under Canadian Aviation Regulations (CAR) 705 division X, a fleet campaign was initiated to inspect all landing gear harness installations.

The operator also issued an internal technical memo reminding all operating and maintenance personal of the importance for the correct routing and support of the affected harness.



Figure 1

Chaffed landing gear wire harness

Wheel assembly




Figure 2

Correct wire harness support and routing

Cracked Cargo Door Hinge


SDR submitted:

During a pre-departure walk-around, a crack was discovered on the aft segment of the main cargo door hinge (fuselage station 630-650). The aeroplane was removed from service, the hinge segment was replaced, and the aeroplane was returned to service.

Transport Canada Comments:

Upon receiving this Service Difficulty Report event, Transport Canada Continuing Airworthiness advised the responsible foreign governing authority that had jurisdiction over the Boeing aircraft type certificate.

A thorough investigation was accomplished by the responsible Federal Aviation Authority (FAA) office with the conclusion that the present design of the multi-segmented cargo door hinge and the maintenance inspection program is sufficient to detect and correct such failures before affecting the safe continued operation of the aeroplane.



Cargo Door Hinge Crack Findings

Hydraulic Leak Due to a Chaffed Line

SDR submitted:

During flight, the #1 hydraulic system fluid level depleted to zero. Airport emergency services were placed on standby for the landing which was uneventful.

Subsequent maintenance investigation found a chafed hydraulic line at the #1 system pressure manifold. The line was leaking at a clamp where the rubber sleeve of the clamp had chafed through, causing a metal to metal contact which induced the leak.

The hydraulic line was replaced and all necessary servicing done to make the aeroplane serviceable.



Chaffed hydraulic line and worn clamp sleeve

Transport Canada Comments:

As can be seen in the attached image, the clamp sleeve is worn through at a specific location which is an indication that the hydraulic line and its adjoining clamp were misaligned to each other.

The correct and primary function of a clamp is to provide support to its adjoining hydraulic line or aircraft structure and not to realign the line and impose undue stresses.

Corrosion Found in Axle

SDR submitted:

The left hand main landing gear was removed from the aeroplane due to corrosion noted on the axle surface. The axle was declared beyond economical repair by the manufacturer (Goodrich). This report is the fourth axle to be removed from 3 separate aeroplanes due to corrosion.

Transport Canada Comments:

Transport Canada Civil Aviation was informed that an investigation indicated that corrosion inhibiting compound (CIC) was improperly applied or omitted. Following the manufacturer's recommendations not only maintain the airworthiness of the product but can also reduce operating costs in the long run.

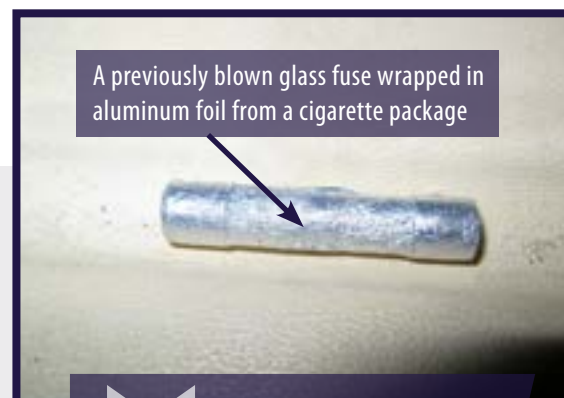
Unapproved Fuse Modification

SDR submitted:

The external ground power circuit protection was unapproved. A previously blown glass fuse was found wrapped in aluminum foil from a cigarette package and installed in the fuse holder.

Transport Canada Comments:

Unapproved modifications to aeroplane circuit protection systems can cause in-flight fires, cabin smoke, electrical failures, damaged components or other unforeseen situations.



Unapproved fuse modification

“Bird Cage” Engine Mount to Float Strut Attachment Failure

SDR submitted:

Upon taking off, the pilot noticed that the aeroplane had not responded normally but was unsure of exactly what was the cause or effect. After landing, it was noticed that the float fitting was moving in and out and not in coordination with the aeroplane.

The initial investigation found a crack at the fire wall, where upon further in-depth investigation by maintenance revealed a completely separated attachment point in the vertical tubular structure, just above the engine mount to float strut.



Forward Fuselage Tubular
Structure Failure

Transport Canada Comments:

Transport Canada Civil Aviation is advising all Beaver DHC-2 operators to be vigilant towards the maintenance inspections in this area in-order to prevent a failure of the tubular supporting structure.

Broken Brake System

SDR submitted:

After landing, the crew reported that the left hand brakes seemed to be glowing and that the left hand main wheels were going flat. At the gate, maintenance found the #2 main wheel deflated and the brakes very hot. Both left hand brake units and wheels were replaced. After removal, the brake units were found partially seized and the #2 main wheel fusible plugs were found to have released.

A history check found that the left hand brake units were being replaced at about three times the rate of the right hand brake units. The brake control system was tested along with the anti-skid system. The left hand brake control valve, part number 53200, was replaced.



brake unit removed due to
excessive wear

Transport Canada Comments:

Trending is a good way to stay on top of problems before they become major issues or expense.

Hardware Found Installed Incorrectly In Control Column

SDR submitted:

During line maintenance, the aircraft maintenance engineer (AME) found that the first officer's yoke had an excessive amount of fore & aft play. The AME investigated and found that the 6 bolts that secure the yoke to the pitch lever were loose. All the bolts could be spun by finger and when the AME removed the self locking nuts, no running torque was found for the lock nuts.

This aeroplane has already incorporated service bulletin (SB) 8-27-81, which instructs replacing half the self locking nuts with castellated nuts and drilled bolts that are cotter pinned at installation.

Transport Canada Comments:

A fleet campaign was carried out by this operator and found that one other aeroplane's yoke was discovered in similar condition. Transport Canada Civil Aviation would like to bring this potential defect to the attention of other operators who have SB 8-27-81 incorporated. SB 8-27-81 informs AME to inspect this area when access permits.



Improperly torqued hardware allowing nuts to be left loose

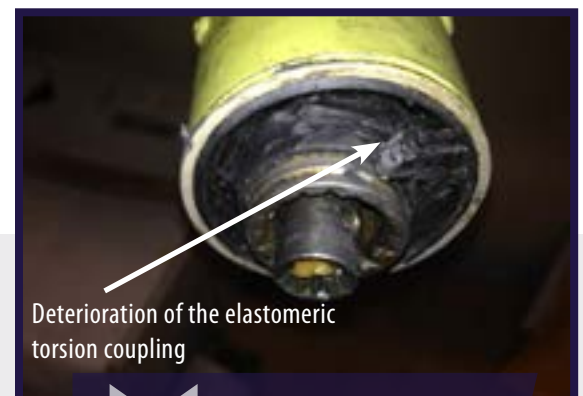
Flap Drive Coupling Deterioration

SDR submitted:

During heavy maintenance inspection, maintenance personnel discovered damage to the right hand number one primary flap drive torque tube. The elastomeric torsion coupling at one end of the shaft was deteriorated, requiring replacement of the torque tube.

Transport Canada Comments:

The operator reports that the reason for the deterioration hasn't been determined. Due to the low hours on this part (547 hours since installation), Transport Canada Civil Aviation recommends that operators inspect the flap drive torque tube when accessibility permits.



Deterioration of the elastomeric torsion coupling

Shaft with deteriorated rubber on end

Cracked Fuel Line Fitting

SDR submitted:

During the replacement of the #2 engine on a DHC-8-300, a fitting was found cracked at 2 places on the main fuel hose assembly, between the engine and the firewall.

The company initiated a fleet inspection of other DHC-8-100 and DHC-8-300 as a result of this finding with no other discrepancies found.

Transport Canada Comments:

Good job spotting this discrepancy! Although the cause of the cracks is not known, it is possible that a past over torque may have been applied. Torque wrenches and specified values should always be used when performing maintenance.



Cracked Army-Navy (AN) fitting on fuel line

Lower Wing Surface Corrosion

SDR submitted:

Level 3 corrosion was discovered on the left hand wing lower skin at two locations between 317.019 ("y" axis wing) and 389.019 between stringer 12 - 16. A repair drawing was issued to cut out the damage and install repair doublers.

Transport Canada Comments:

This aeroplane is operated in a coastal environment; Transport Canada Civil Aviation would like to caution operators in a similar environment to be aware of this potential.



Blistered paint indicating corrosion

Cracked Wheel Half (Spoke)

SDR submitted:

During a shop visit for tire replacement, a crack was found in one of the spokes of the outboard wheel half.

Time since repair: 623.55 hrs, 545 cycles.

Time since inspection: 1599.36 hrs, 1183 cycles.

It had not reached its first overhaul time yet.

Transport Canada Comments:

Transport Canada would like to bring this to the attention of other DHC-8-400 operators due to the fact that this failure occurred prior to scheduled overhaul.



Wheel Half With Cracked Spoke.

Cracked Muffler - Exhaust Type Cabin Heater

SDR submitted:

During compliance with Airworthiness Directive (AD) CF-90-03, a crack was found at the forward flange of the muffler. The crack is approximately 3/4 around the circumference with separation along the crack. Exhaust trails are visible inside the shroud and down into the hot air ducting. The muffler was identified of having three small pin holes in 2008. The heat system was disabled at that time for safety reasons, and the muffler remained in service.

Transport Canada Comments:

There are no provisions in AD CF-90-03R2 to disable the heat system with a faulty muffler in an exhaust type cabin heater. The only allowable course of action is to replace the muffler or ground the aeroplane until such time as the part can be replaced. Over the years, there have been many fatalities due to carbon monoxide poisoning from faulty exhaust cabin heaters. We have the tools to prevent this, let's use them!



Muffler With a Significant Crack Near the Flange

GENERAL ELECTRIC, CT58-140-2


SDR # 20140613003

Bearing Liner Sleeve Retainer Pins Not Staked

SDR submitted:

Regarding this engine, the forward frame accessory drive bearing support liner sleeves are retained by pins, but these were not staked as required by the engine overhaul manual. One of the pins out of a total of 4 was loose in its bore. The pin had not fallen out but was certainly at risk of doing so.

As reported in SDR 20131022008, if the pin does back out completely, it can migrate into the lubrication system and seize the lubrication unit, thereby causing engine failure due to oil starvation.



Retaining pin found not staked and backing out of assembly.

Transport Canada Comments:

This is the second such case of this discrepancy reported to Transport Canada Civil Aviation. Maintenance personnel and overhaulers are reminded that following the latest instructions from the manufacturer is mandatory.

PRATT & WHITNEY - CANADA PT6A-28

SDR # 20140417012

Trend Monitoring –An Effective Way To Spot Engine Issues

SDR submitted:

Maintenance noted a shift in engine trends, inter turbine temperature (ITT) and fuel flow increase. A visual inspection was performed through the exhaust stacks. The turbine exhaust duct in the ski jump area was found cracked and split open. The number three bearing cover was loose and rubbing on the power turbine disk.



Damaged exhaust duct causing rubbing on turbine disk

Transport Canada Comments:

This is a good example of the importance of trend monitoring. This precluded a potentially catastrophic failure.

Oil Filler Cap Left Off Resulting In Engine Shutdown

SDR submitted:

During routine operation, the oil filler cap was left off inadvertently. After approximately 20 minutes into the flight, the oil pressure began to fluctuate and a precautionary engine shutdown was performed. The aeroplane returned to the departure airport and landed uneventfully. This is the second documented occurrence on this engine type. The root cause in both cases is attributed to human error.

The reason for the service difficulty report (SDR) is that the PW150 engines have a ball type check valve in the oil filler neck that is supposed to reduce loss of oil when the filler cap is left off. In the original case, the engine was operated for most of the day with the cap off and only lost a minimal amount of oil. In this last instance, the aeroplane flew 20 minutes and then the engine was shut down due to fluctuating oil pressure.

Transport Canada Comments:

There is no way to engineer human factors out of aviation. The best we can hope to do is reduce the dangers by recognizing when there may be a potential hazard. Routine tasks such as servicing oil levels are a perfect example of this. These are the times when it is critical to be aware of our actions.

Failed V-band Clamp Causing Bleed Air Leak

SDR submitted:

Shortly after takeoff, the crew received a "Start Valve Open" caution light for engine number one. The crew followed their standard operating procedures and shut down the engine. They then held a circuit for approximately one hour to burn off fuel so they could perform a non-overweight landing.

Maintenance personnel inspected the engine and found a failed V-band clamp on the start valve ducting. This failed clamp was determined to be the cause of the bleed leak that caused the "Start Valve Open" caution light to illuminate. The start valve was inspected and function tested to ensure there was no damage, from the possible start valve open indication.

The broken clamp was replaced and the engine was inspected for damage caused by the bleed air leak. No damage was found and the aeroplane was returned to service.



Failed clamp under T-bolt retainer

Transport Canada Comments:

There are many parts that are considered to be "on condition"; that is to say as long as they meet the conditions of their original design, they can remain in service. A close inspection is required on these items any time they are removed from the engine or airframe.

Tail Rotor Blade Counterweight Failure

SDR submitted:

The aircraft took off for a mission with two crew members, two passengers and 400 lbs of fuel. One minute after taking off, the pilot felt heavy vibration on the pedals which transmitted to the airframe as well. The pilot elected to return to the airport and he noticed that he had no control of the pedal direction making the pilot perform a running landing on the service grass runway.

After landing, maintenance personnel performed the inspection and noticed that the tail rotor blade counterweight bolt had snapped off, the loose counterweight hit the tail rotor gearbox casting causing damage. The snapped bolt was found near a house with the nut still secured.



Tail Rotor Counterweight bolt failure

Transport Canada Comments:

This tail rotor configuration is part of a high altitude kit installed on the aircraft. Initial reports indicate that the counterweight bolt NAS 6606D39 may have failed due to fatigue. The bolt and counterweight assembly will be sent to Bell Helicopter for further analysis and the final report results will be added to the Service Difficulty Report (SDR).



Tailboom damage from tail rotor counterweight failure



Tail Rotor Blade damage

Collective Control Obstructed from Fire Extinguisher

SDR submitted:

Shortly after departure a climb was initiated, fully coupled from 1500 feet to 2400 feet. The aircraft was unable to climb and was observed descending at 200 feet per minute. The pilot then received several crew alerting system (CAS) messages indicating that both of the autopilot channels were degraded.

The pilot reverted to manual control but was unable to increase collective pitch past the current position. After a brief scan of the cockpit, the pilot noticed the fire extinguisher had come out of its cradle and lodged itself between the collective control and the optional 12 volt power switch bracket. After carefully removing the obstruction the flight continued.

Transport Canada Comments:

Bell Helicopter has issue an Alert Service Bulletin (ASB) 429-14-14 introducing the installation of aviation grade 0.51 mm (0.020 inch) copper breakaway (witness) wire to the clasp of the fire extinguisher to reduce the probability of a serious incident from occurring. Transport Canada Civil Aviation recommends operators and maintainers to perform the instructions detailed in the ASB if not already accomplished.



Hand Held Fire Extinguisher



New Witness wire installation as recommended in ASB 429-14-14

Landing Gear Spherical Bearing Hardware Cracked

SDR submitted:

During the first 100 hours inspection, maintenance spotted a gap (visible bolt shank) between the airframe mounted spherical bearing and the F239-2 right-hand aft landing gear strut assembly. Further inspection required removing the strut fairing, and bonded rain cap to gain access to the nut. The nut, NAS 1291-7, was found cracked straight through.

Transport Canada Comments:

The operator added that this defect was addressed by Robinson Helicopter Company (RHC) R66 SL-01, however it does not mention the inspection of the NAS 1291 series nuts which are equally susceptible to cracking. Additionally, the nut is not visible during routine inspections, as it is covered by the bonded rain cap. Checking the head of the bolt can give an erroneous indication of torque due to the weight of the aircraft. Transport Canada Civil Aviation (TCCA) has issued Civil Aviation Safety Alert (CASA) 2013-04 alerting the aviation industry to be vigilant when performing inspections in the areas that may have self locking nuts installed. TCCA continues to monitor the Service Difficulty System for defects that may be critical to flight safety



Landing gear fairing view, cracked nut not visible



Cracked NAS 12917 nut

EQUIPMENT AIRWORTHINESS DIRECTIVES (ADS)

Transport Canada (TC) endeavours to send copies of new Airworthiness Directives (ADs), which are applicable in Canada to the registered owners of the affected products. Equipment/appliance ADs are often only distributed to our regional offices because the owners of aircraft affected by this type of AD are not generally known.

Aircraft Maintenance Engineers (AMEs) and operators of the affected products are encouraged to obtain further information or a copy of the ADs from their regional TC office, their local Transport Canada Centre (TCC), their Principal Maintenance Inspector (PMI), or from the Civil Aviation AD website at: www.tc.gc.ca/cawis-swimn

Manufacturer	AD Number	Origin	Description
HR SMITH	2014-0095	Europe	Equipment / Furnishings – Crash Position Indicator – Modification Aircraft Flight Manual – Amendment
HR SMITH	2014-0125	Europe	Equipment / Furnishings – Crash Position Indicator System – Replacement; Aircraft Flight Manual – Amendment
STC SA03-38 STC ST00830SE	2014-13-07	United States	Tail strobe light not electrically bonded to primary structure of the airplane
STC SA05-25 STC ST02102NY	2014-09-07	United States	Failure of air intake cowl components due to cracking
STC ST01219SE	2014-12-13	United States	Cracks found in the aft support fitting, the rear spar upper chord, and the rear spar web.
TEAM	2014-0088	Europe	Communications – Cockpit Voice Recorder – Replacement
ZODIAC	2014-0142	Europe	Oxygen – Oxygen Mask Regulator Inflatable Harness / Inflation Hose – Identification / Replacement

FAA SPECIAL AIRWORTHINESS INFORMATION BULLETINS (SAIB)

A Federal Aviation Administration (FAA) SAIB is an information tool that alerts, educates, and makes recommendations to the general aviation community. It is non-regulatory information and guidance that does not meet the criteria for an Airworthiness Directive (AD). www.faa.gov/aircraft/safety/alerts/SAIB/

SAIB Number	Make/Company	Subject	Issue Date
NE-14-28	NATO Grade	Engine Fuel - NATO Grade F-24 Jet Fuel	2014-09-05
CE-14-26	Moth Aircraft Corporation	Fuselage, Wing Attach Fittings; Moth Aircraft Corporation Models 60GM, 60GMW, 60X; lateral tie rods	2014-09-04
CE-14-27	de Havilland	Fuselage, Wing Attach Fittings; De Havilland Models DH60, DH82, and DH83 airplanes; lateral tie rods	2014-09-04
HQ-14-25	Aircraft	FMS and GPS Equipment Advisory Vertical Guidance with no Published Vertical Descent Angle	2014-08-26
NM-14-24	Fokker Services B.V.	Instruments: Indicating/Recording System	2014-08-07
CE-14-23	Piper Aircraft, Inc.	Powerplant; Air Intake	2014-08-06
CE-09-13R1	Piper Aircraft, Inc.	POWERPLANT - ENGINE MOUNT – Cracking at nose landing gear attachment and trunnion attachment	2014-07-14
CE-14-22	Piper Aircraft, Inc.	Fuel Selector/Shut-Off Valve	2014-07-10
NM-14-20	The Boeing Company	Equipment/Furnishings: Cargo Compartments	2014-06-03
NM-14-21	Airbus	Communications: Honeywell RTA 44D VHF Transceivers	2014-06-03
CE-14-19	Cessna Aircraft Company	Landing Gear; Main Landing Gear (MLG) Torque Link	2014-05-30
NE-08-17R3	CFM International, S.A.	Turbine Section - Propulsion Technology LLC Unapproved Repair	2014-05-28

A European Aviation Safety Agency (EASA) SIB is an information tool that alerts, educates, and makes recommendations to the general aviation community. It is non-regulatory information and guidance that does not meet the criteria for an Airworthiness Directive (AD). <http://ad.easa.europa.eu/sib-docs/page-1>

SAIB Number	Subject	Issue Date
2014-26	Restrictions Concerning the Airspace of Afghanistan	2014-08-26
2010-17R6	[Correction] Flight in Airspace with Contamination of Volcanic Ash	2014-08-25
2014-25	Restrictions Concerning Syrian Airspace	2014-08-21
2014-24	Airspace and Airport Closures and Restrictions Concerning Iraq	2014-08-01
2014-23	Airspace Closures and Restrictions Concerning Libya	2014-08-01
2014-22R1	Flight Operations to Tel Aviv Ben Gurion International Airport, Israel	2014-07-24
2014-21	[Correction] Airspace and Air Traffic Service route segment closures following the Boeing 777 MH17 accident	2014-07-21
2014-16	[Corrected] Aeroplane Refuelling with One Engine Running	2014-07-01
2014-20	Aeroplane Operations in Crosswind Conditions	2014-06-23
2014-19	Notification of Unapproved Parts	2014-06-17
2014-18	Notification of Unapproved Parts due to theft	2014-06-11
2014-17	Aeroplane Mode Awareness During Final Approach	2014-06-10
2014-06	ATC Communications to Aircraft Flight Crew during Missed Approach	2014-03-20
SAFO14001	Cessna 500, 501, 550, S550, 551 and 560 - Aileron Trim System	2014-03-10
UPN2014-20130520002	CT7 Engines - First Stage Hangers P/N 6068T26G11 without FAA Production Approval	2014-03-10

SERVICE DIFFICULTY REPORTS (SDR)

LEGEND

JASC: Joint Aircraft System Code number defining assembly/system/components

SDR No.: Transport Canada Civil Aviation (TCCA) assigned SDR control number — please quote in any correspondence or inquiries

Region (RGN): TCCA region of SDR submitter:

PAC = Pacific
ONT = Ontario
ATL = Atlantic

VAR = Various
PNR = Prairie and Northern
QUE = Quebec

NCR = Ottawa (Headquarters)
QUE = Quebec

AIRCRAFT

AERO COMMANDER

Make/Model	Jasc	Part Name	Part Number	Part Condition	SDR No.	RGN
112	3210	GEAR		COLLAPSE	20140515007	PNR

AEROSPATIALE

Make/Model	Jasc	Part Name	Part Number	Part Condition	SDR No.	RGN
AS 350	2560	CROSSTUBE LUG	D39105	WRONG REVISION	20140430008	ONT
AS 350B2	2435	SHAFT	150SQ11032	BROKEN	20140423013	PAC
AS 350B2	2910	HYDRAULIC HOSE	704A344122251	USED	20140430011	ONT
AS 350B2	5311	FRAME		CRACKED	20140404002	ONT
AS 350B2	7120	HOUSING COUPLING ARRIEL	350A35110205	VERY GOOD	20140604003	PAC
AS 350B3	1410	HYDRAULIC HOSE	704A34412260	UNSERVICEABLE	20140428001	ONT
AS 350B3	6220	SPACER	704A33640021	USED	20140417011	PNR
AS 350B3	7712	ANCILLARY SYSTEM UNIT CARD #1	SE04686	UNSERVICEABLE	20140402010	PAC
AS 350BA	6420	FRONT SHAFT ASSEMBLY	350A34015004	UNSERVICEABLE	20140626002	QUE
ATR 42 300	2711	TRIM ACTUATOR	82363	SEIZED	20140610004	ONT
ATR 42 300	2797	WIRE HARNESS		INTERFERENCE	20140526012	ONT
ATR 42 300	3230	LANDING GEAR CONTROL LEVER	F96GA0102	FAILED	20140505019	ONT
ATR 42 300	6120	PROPELLER CONTROL UNIT	78249051	FAILED	20140402001	ONT
ATR 42 300	7610	RELAY		FAILED	20140403008	ONT
ATR 72 202	2400	ELECTRICAL SYSTEM		FAILED	20140602036	PNR
ATR 72 202	2450	BUS POWER CONTROL UNIT	1050032	FAILED	20140429004	PNR
ATR 72 202	2750	FLAP VALVE BLOCK	BHC10001	FAILED	20140408006	PNR

AGUSTA

Make/Model	Jasc	Part Name	Part Number	Part Condition	SDR No.	RGN
A109S	5210	DOOR LATCH		WORN	20140416001	ONT
AW139	5270	DOOR WARNING MICROSWITCH	3G5270A00131	NEW	20140606003	ONT

AIR TRACTOR

Make/Model	Jasc	Part Name	Part Number	Part Condition	SDR No.	RGN
AT 802A	2121	AIR-CONDITIONING COMPRESSOR	5312614	UNSERVICEABLE	20140414003	PAC
AT 802A	2720	INTERCONNECT ASSEMBLY	7083112	GOOD	20140425006	PAC

AIRBUS

Make/Model	Jasc	Part Name	Part Number	Part Condition	SDR No.	RGN
A319 112	3244	#4 MAIN WHEEL ASSEMBLY	32200011	CRACKED	20140526001	QUE
A319 112	5610	HEATING SYSTEM		FAILED	20140417005	QUE
A319 114	2421	INTEGRATED DRIVE GENERATOR	740119G	FAILED	20140513002	QUE
A319 114	2611	SMOKE DETECTION SYSTEM		FAILED	20140611004	QUE
A319 114	2910	AIR RELIEF VALVE		FAILED	20140409001	QUE
A320	3442	RADOME SHELL	D53110477700	STUCK	20140423005	NCR
A320 211	0	HIGH PRESSURE TURBINE CLEARANCE CONTROL VALVE	1457M12P08	FAILED	20140618006	QUE
A320 211	2210	AUTO PILOT SYSTEM		FAILED	20140501002	QUE
A320 211	2520	HEAD PHONES		SHORTED	20140407006	QUE
A320 211	2611	LAVATORY SMOKE DETECTOR	GPA120300	FAILED	20140609002	QUE
A320 211	2722	RUDDER CONTROL SERVO	810A000005	FAILED	20140623017	QUE
A320 211	2910	HYDRAULIC SYSTEM		FAILED	20140520003	QUE
A320 211	2910	HYDRAULIC PUMP LINE	3031863001	LEAKING	20140523001	QUE
A320 211	3240	BRAKE SYSTEM		OVERHEATED	20140515001	QUE
A320 211	3297	LEFT HAND UPPER ELECTRICAL HARNESS	201134015	FAILED	20140618002	QUE
A321 211	2720	RUDDER LIMITER RELAY	13CC1	FAILED	20140520007	QUE
A321 211	2910	GREEN HYDRAULIC PRESSURE LINE		DAMAGED	20140627012	QUE
A330 343	2810	DRAIN		LEAKING	20140417001	QUE
A330 343	2913	ENGINE DRIVEN PUMP	974976	FAILED	20140627011	QUE
A330 343	3510	CREW O2 STEEL CYLINDER	89794015	LEAKING	20140611003	QUE
A330 243	2910	MANIFOLD GND SERV	709023	RUPTURED	20140226009	QUE
A330 343	2520	SMART VIDEO DISPLAY UNIT	179000201	FAILED	20140325004	QUE
A330 343	3140	DISPLAY MANAGEMENT COMPUTER	96154570512X	FAILED	20140103012	QUE
A330 343	3520	O2 GENERATOR	11704202	FAILED	20140204005	QUE

AYRES

Make/Model	Jasc	Part Name	Part Number	Part Condition	SDR No.	RGN
S2RT34	5712	RIB	00241T004L	CRACKED	20140423009	PNR

BAE - (RAYTHEON)

Make/Model	Jasc	Part Name	Part Number	Part Condition	SDR No.	RGN
BAE 125 800A	3297	GEAR HARNESS		CHAFFED	20140407014	ONT
HAWKER 800XP	7600	CONTROL CABLE		MISROUTED	20140521008	QUE
HS 125 700A	3242	ROD AND INSERT ASSEMBLY	4636	LOOSE	20140411004	ONT

BAE - UK

Make/Model	Jasc	Part Name	Part Number	Part Condition	SDR No.	RGN
3212	3418	LIFT TRANSDUCER	C771076	UNSERVICEABLE	20140501001	QUE
3212	520	SET SCREW	743M316D	MISSING	20140529006	QUE

BEECH

Make/Model	Jasc	Part Name	Part Number	Part Condition	SDR No.	RGN
100	2730	ELEVATOR HINGE ASSEMBLY	1156200219	LOOSE	20140417010	PNR
1900D	2430	HARNESS	10936102247	BURNT	20140526007	ATL
1900D	2752	FLAP MOTOR	100384040	UNSERVICEABLE	20140501004	ATL
1900D	3010	DISTRIBUTOR VALVE	15323C	FAILED	20140417008	PNR
200	6120	CABLE-PROPELLER GOVERNOR CONTROL	11538900217	BROKEN	20140528008	PAC
200	7510	ICE VANE ACTUATOR	1013890067	INOPERATIVE	20140403006	PAC
A100	2730	ELEVATOR BELL CRANK TORQUE	1155240463	CORRODED	20140620012	QUE
A100	2730	TORQUE TUBE	115610010325	CRACKED	20140505013	ONT
A100	3222	WASHER	MS21258C24	ELONGATED	20140527003	ONT
B200	2720	TORQUE TUBE	1016300109	CRACKED	20140620015	PNR
B200	2750	BEARING ASSEMBLY	BC56985	WORN	20140402007	PNR
B200	3210	GEAR TRUNNION	1018100101314	CRACKED	20140506003	PNR
B200	3252	NOSE LANDING GEAR SHIMMY DAMPENER ATTACHMENT ARM	508202035	SHEARED	20140620014	PNR
B200	3310	LIGHT		OVERHEATED	20140619009	PNR
B200	5210	AIRSTAIR	50430043547	CRACKED	20140430007	PNR
B200	5347	SEAT TRACK SUPPORT BULKHEAD	10143028513	CRACKED	20140521010	PNR
B200	5753	BEARING ASSEMBLY	BC56985	WORN	20140402008	PNR
B200	7170	FUEL PURGE TANK	1019200931	END CAP OFF	20140612007	PNR
B200	7600	ARM ASSEMBLY	10052417626	CRACKED	20140402004	PNR
B300	2121	SPEED CONTROLLER	10138417711	FAILED	20140508008	PAC
B300	3242	BRAKE		FROZEN	20140507007	PNR
B300	5220	EMERGENCY EXIT	115430100161	UNSERVICEABLE	20140506001	ATL

Make/Model	Jasc	Part Name	Part Number	Part Condition	SDR No.	RGN
B300	5310	SKIN		CRACKED	20140421002	PAC
B300C	2100	MIXING BOX	30006571	UNSERVICEABLE	20140624001	ATL
B300C	5610	WINDSHIELD ASSEMBLY	1013840255	NEW	20140626003	ONT
C90A	3200	SCREEN FILTER	206201	UNSERVICEABLE	20140414002	ONT

BELL TEXTRON - CAN

Make/Model	Jasc	Part Name	Part Number	Part Condition	SDR No.	RGN
206L	6320	LEFT HAND TRANSMISSION STOP ASSEMBLY	206033542001	WORN	20140522010	PNR
206L	7321	THROTTLE CABLE	C807382	UNSERVICEABLE	20140527010	PNR
206L 1	6410	TAIL ROTOR BLADE	206016201135	USED	20140502002	PNR
206L 3	5302	TAILBOOM	206033004013	CRACKED	20140514004	QUE
407	2100	KNOB	91185A829	LOOSE	20140617007	QUE
407	6320	GEARBOX	407040006107	METAL	20140625005	ONT
407	7240	OUTER COMBUSTION CASE	23030911K	CRACKED	20140627015	PAC
429	3110	BLOWER ASSEMBLY INSTRUMENT PANEL	SF9201C00	FAILED	20140602038	QUE
429	3246	FLOAT SYSTEM		FAULTY	20140415005	QUE
429	6710	FIRE EXTINGUISHER CRADLE		OPEN	20140428006	QUE

BELL TEXTRON - USA

Make/Model	Jasc	Part Name	Part Number	Part Condition	SDR No.	RGN
205A 1	5310	UPPER MAIN BEAM CAP	205030163095	INSTALLED	20140603003	PNR
205A 1	5311	LEFT HAND MAIN BEAM CAP	205030163095S	CRACKED	20140428004	PAC
212	7921	SHAFT	2660163502	UNSERVICEABLE	20140604014	PAC

BOEING

Make/Model	Jasc	Part Name	Part Number	Part Condition	SDR No.	RGN
727 223	2910	HYDRAULIC LINE	BACH8A08NN0360T	LINE BURST	20140627004	ONT
727 227	3260	LANDING GEAR ACCESSORY UNIT	656021132	FAILED	20140623025	PAC
727 243	2781	SWITCH	H1010271	FAILED	20140425004	PAC
737 242C	2751	FLAP POSITION INDICATOR		FAILED	20140408002	ONT
737 252C	2910	HOSE	69547678	FAILED	20140619002	ONT
737 36N	2710	AILERON TRANSFER CONTROL	65C370303	STIFF	20140627001	PNR
737 406	2760	BRAKE HANDLE		FAILED	20140429006	ONT
737 76N	2751	FLAP POSITION TRANSMITTER		CORRODED	20140617008	PNR
737 76N	3010	ANTI-ICE DUCT		RUPTURED	20140430002	PNR
737 76N	3340	RETRACTABLE LANDING LIGHT	4503513	FAILED	20140421007	PNR
737 7CT	2740	S245 SWITCH	426HE138	FAILED	20140421009	PNR

Make/Model	Jasc	Part Name	Part Number	Part Condition	SDR No.	RGN
737 7CT	2824	FUEL CROSSFEED ACTUATOR	MA30A1001	FAILED	20140602027	PNR
737 7CT	3260	SWITCH	P6340012	LOOSE	20140624005	PNR
737 7CT	3420	AIR DATA INERTIA REFERENCE UNIT	HG2050AC07	FAILED	20140429002	PNR
737 7CT	3897	LAVATORY SYSTEM		INOPERATIVE	20140421004	PNR
737 7CT	5210	GUIDE ARM ASSEMBLY	65528547	JAMS	20140602029	PNR
737 7CT	5210	L2 HINGE ARM BUMPER	657397823	DETACHED	20140604012	PNR
737 800	2740	STAB TRIM CABLES	251A491056	CABLE STRETCHED	20140623006	PAC
737 800	5315	METAL CLIP NUTS	BACN10VR2CG	CORROSION	20140623008	PAC
737 800	5315	METAL FLOOR BEAM CLIP NUT	BACN10VR2CG	CORROSION	20140623005	PAC
737 800	5315	METAL FLOOR BEAM CLIP NUT	BACN10VR2CG	CORROSION	20140623010	PAC
737 800	5315	METAL FLOOR BEAM CLIP NUT	BACN10VR2CG	CORROSION	20140623011	PAC
737 800	5315	METAL FLOOR BEAM CLIP NUT	BACN10VR2CG	CORROSION	20140623012	PAC
737 800	5315	METAL FLOOR BEAM CLIP NUT	BACN10VR2CG	CORROSION	20140623013	PAC
737 800	5315	METAL FLOOR BEAM CLIP NUT	BACN10VR2CG	CORROSION	20140623014	PAC
737 800	5315	METAL FLOOR BEAM CLIP NUT	BACN10VR2CG	CORROSION	20140623015	PAC
737 800	5315	METAL FLOOR BEAM CLIP NUT	BACN10VR2CG	CORROSION	20140623019	PAC
737 800	5315	METAL FLOOR BEAM CLIP NUT	BACN10VR2CG	CORROSION	20140625008	PAC
737 800	5315	METAL FLOOR CLIP NUT	BACN10VR2CR	CORROSION	20140623009	PAC
737 800	5315	METAL FLOOR CLIP NUTS	BACN10VR2CG	CORROSION	20140623007	PAC
737 800	5315	METAL FLOOR CLIP NUTS	BACN10VR2CG	CORROSION	20140623020	PAC
737 800	5315	METAL FLOOR CLIP NUTS	BACN10VR2CG	CORROSION	20140623021	PAC
737 800	5315	METAL FLOOR CLIP NUTS	BACN10VR2CG	CORROSION	20140625002	PAC
737 808	5315	METAL FLOOR BEAM CLIP NUT	BACN10VR2CG	CORROSION	20140623016	PAC
737 86N	520	PITOT PROBE		PLUGGED	20140505016	ONT
737 8CT	3242	MAIN LANDING GEAR BRAKE CARRIER	26123121	FAILED	20140529005	PNR
737 8CT	3244	MAIN WHEEL ASSEMBLY	26123011	FAILED	20140421008	PNR
737 8CT	3260	PROXIMITY SENSOR ELECTRONIC UNIT	285A16005	FAILED	20140515004	PNR
737 8K5	3197	FLIGHT DATA RECORDER		FAILED	20140428005	ONT
767 33A	5610	LEFT HAND #1 WINDOW	141T480149	CRACKED	20140502008	QUE
767 375	2910	HYDRAULIC SYSTEM		LEAKING	20140602032	QUE
767 375	3150	MASTER ELECTRONICS CARD	285T003219	FAILED	20140613001	QUE
767 375	3442	WEATHER RADAR ANTENNA	6225136203	FAILED	20140617003	QUE
767 375	7830	PILOT DIRECTIONAL VALVE	32052215	FAILED	20140423003	QUE
767 38E	2210	AUTO PILOT SYSTEM		FAILED	20140502003	QUE
777 233LR	2530	GALLEY OVEN		FAILED	20140508005	QUE
777 233LR	2913	ENGINE DRIVEN PUMP	972952	FAILED	20140404003	QUE
777 233LR	5350	BODY FAIRING	149W52422	DEPARTED	20140526010	QUE
777 333ER	2910	HYDRAULIC LINE	272W469056	FAILED	20140522018	QUE
777 333ER	3020	ANTI-CONTROLLER		FAILED	20140407004	QUE
777 333ER	3241	BRAKE SYSTEM CONTROL UNIT	142123	FAILED	20140508001	QUE
777 333ER	3242	BRAKE CARRIER	21693	FAILED	20140602034	QUE
777 333ER	3340	LENS ASSEMBLY WHITE	3183001	MELTED	20140508006	QUE

BOMBARDIER

Make/Model	Jasc	Part Name	Part Number	Part Condition	SDR No.	RGN
BD 100 1A10	2497	HARNES	1009109404021	FOULING	20140606006	QUE
BD 100 1A10	2916	RESERVOIR	9604523	SUSPECT	20140526002	ONT
BD 100 1A10	2932	PRESSURE SWITCH	9670081	FAILED	20140520004	ONT
BD 100 1A10	3461	FLIGHT MANAGEMENT SYSTEM		FAILED	20140526004	QUE
BD 100 1A10	3897	WATER SYSTEM WIRING		FAILED	20140604004	QUE
BD 100 1A10	5230	SCREW	MS24693S24	NON-CONFORMING	20140526003	QUE
BD 700 1A10	2700	WIRE	GC4130011	UNDER TENSION	20140603004	QUE
BD 700 1A10	3010	CARBON SEALS/BEARINGS		DETERIORATED	20140529001	QUE
BD 700 1A10	3400	FLIGHT MANAGEMENT SYSTEM APPLICATION-6010	81001631B0004	NEW	20140407009	QUE
BD 700 1A10	3400	FLIGHT MANAGEMENT SYSTEM APPLICATION-6010	81001631B0005	NEW	20140407010	QUE
BD 700 1A11	2120	FLEX DUCT ASSEMBLY	BWT127421	DISCONNECTS	20140619004	QUE
CL600 2B19 (RJ100)	2133	OUTFLOW VALVE	601R980011	FAILED	20140417003	QUE
CL600 2B19 (RJ100)	2210	AUTO PILOT SYSTEM		FAILED	20140611002	QUE
CL600 2B19 (RJ100)	2213	FLIGHT DIRECTOR		FAILED	20140408008	QUE
CL600 2B19 (RJ100)	2432	BATTERY	AD407824	DEFORMED	20140521001	ATL
CL600 2B19 (RJ100)	2710	AILERON SERVO	6224404001	JAMMED	20140502006	ATL
CL600 2B19 (RJ100)	2750	FLAP SYSTEM		FAILED	20140401020	QUE
CL600 2B19 (RJ100)	2751	BRAKE AND POSITION SENSING UNIT	855D10015	FAILED	20140423010	QUE
CL600 2B19 (RJ100)	2751	FLAP SYSTEM		OUT OF RIG	20140512009	QUE
CL600 2B19 (RJ100)	2761	MULTI FUNCTION SPOILER POWER CONTROL UNIT	5120011	FAILED	20140416003	QUE
CL600 2B19 (RJ100)	2820	FUEL DISTRIBUTION BOX	601R62676	LEAKING	20140619010	PNR
CL600 2B19 (RJ100)	2911	PRESSURE GAUGE	600751253	FAILED	20140521005	ATL
CL600 2B19 (RJ100)	3160	SPEED BUG INDICATION		BAD SIGNAL	20140523008	QUE
CL600 2B19 (RJ100)	3250	CONTROL FLOW	FCLX0515700BB	MISSING	20140409002	ATL
CL600 2B19 (RJ100)	3260	PROXIMITY SENSOR ELECTRONIC UNIT		FAILED	20140521003	QUE
CL600 2B19 (RJ100)	3897	WATER HEATER		ARCING	20140403007	QUE
CL600 2B19 (RJ100)	4900	AUXILIARY POWER UNIT	38004883	FAILED	20140423006	QUE
CL600 2B19 (RJ100)	4900	AUXILIARY POWER UNIT	38004883	FAILED	20140421001	ATL
CL600 2B19 (RJ100)	4900	AUXILIARY POWER UNIT		FIRE	20140606004	QUE
CL600 2B19 (RJ100)	4930	FUEL LINE		LOOSE	20140606005	QUE
CL600 2B19 (RJ100)	520	LIGHTNING STRIKE		DAMAGED	20140527001	PAC
CL600 2B19 (RJ100)	5610	RIGHT HAND WINDSHIELD	NP13932114	CRACKED	20140417002	QUE
CL600 2B19 (RJ100)	5610	WINDSHIELD	NP13932114	CRACKED	20140522019	QUE
CL600 2B19 (RJ100)	7600	LEFT HAND ENGINE THROTTLE CABLE	1603730007	BROKEN	20140522017	QUE
CL600 2C10 (RJ700)	2120	AIR CYCLE MACHINE		FAILED	20140512011	QUE
CL600 2C10 (RJ700)	2120	AIR CYCLE MACHINE		FAILED	20140428003	QUE
CL600 2C10 (RJ700)	2213	FLIGHT DIRECTOR		FAILED	20140408009	QUE
CL600 2C10 (RJ700)	2213	FLIGHT DIRECTOR		FAILED	20140408010	QUE
CL600 2C10 (RJ700)	2215	RUDDER SYSTEM		FAILED	20140512010	QUE
CL600 2C10 (RJ700)	2520	CABIN AREA		FUMES	20140414006	QUE
CL600 2C10 (RJ700)	2740	PITCH FEEL ACTUATOR	DL2428M4	FAILED	20140522020	QUE

Make/Model	Jasc	Part Name	Part Number	Part Condition	SDR No.	RGN
CL600 2C10 (RJ700)	2761	MULTI FUNCTION SPOILER POWER CONTROL UNIT	5120011	FAILED	20140420001	QUE
CL600 2C10 (RJ700)	2761	RIGHT HAND INBOARD MULTI FUNCTION SPOILER POWER CONTROL UNIT	CC670900402	FAILED	20140610006	QUE
CL600 2C10 (RJ700)	3210	MAIN LANDING GEAR		CORRODED	20140523006	QUE
CL600 2C10 (RJ700)	3213	PRIMER		BAD APPLICATION	20140602031	QUE
CL600 2C10 (RJ700)	3610	ENGINE BLEED		FAILED	20140423004	QUE
CL600 2C10 (RJ700)	5610	LEFT HAND WINDSHIELD		CRACKED	20140430010	QUE
CL600 2C10 (RJ700)	5610	RIGHT HAND WINDSHIELD	601R3303322	CRACKED	20140430009	QUE
CL600 2C10 (RJ700)	5620	WINDOW OUTER PANE	NP184903101	DEPARTED	20140604005	QUE
CL600 2D15 (705)	2751	SKEW DETECTOR	5913164	FAILED	20140612001	ATL
CL600 2D15 (705)	3010	TEMPERATURE SENSOR	GG67080013	SHORTED	20140407008	ATL
CL600 2D15 (705)	3213	ANTI-ROTATION SLEEVE	492301	FRACTURED	20140430001	ATL
CL600 2D15 (705)	3213	DOWEL PIN	521611	MISSING	20140528001	ATL
CL600 2D15 (705)	520	FUSELAGE		BURN HOLES	20140522001	ATL
CL600 2D24 (RJ900)	2121	DISPLAY FAN	AE0804A04	FAILED	20140416002	QUE
CL600 2D24 (RJ900)	3230	HOSE ASSEMBLY	AE71357812	UNSERVICEABLE	20140409007	PNR
CL600 2D24 (RJ900)	3610	BLEED SYSTEM		FAILED	20140617006	QUE

CANADAIR

Make/Model	Jasc	Part Name	Part Number	Part Condition	SDR No.	RGN
CL215 1A10	1900	LEFT HAND INBOARD UPLOCK LINK	2152600524	BROKEN	20140502010	QUE
CL600 2A12(601)	2150	OVERHEAT SWICH	6732127240	NORMAL	20140408007	QUE
CL600 2A12(601)	2731	SERVO ELEV CONTROL CABLE	60090020115	DISINTEGRATE	20140606002	QUE
CL600 2B16(604)	2897	CANISTER KEYWAY		TOO SMALL	20140606008	QUE
CL600 2B16(604)	2897	FUEL LINE	601627062101	FOULING	20140522009	QUE
CL600 2B16(604)	3310	FLOODLIGHT ASSEMBLY	2LA00691300	BURNT	20140521007	QUE
CL600 2B16(604)	3520	OXYGEN MASK		DESIGN FLAW	20140522003	QUE
CL600 2B16(604)	3800	AUTOMATIC DRAIN VALVE	FRH340034F	FAILED	20140613002	QUE

CESSNA

Make/Model	Jasc	Part Name	Part Number	Part Condition	SDR No.	RGN
152	2730	SKIN	43200122	CRACKED	20140507006	PNR
152	3220	FORK-NOSE GEAR	SK15011	CRACKED	20140418004	ATL
172M	2730	LEFT ELEVATOR CABLE	MC0510105308	FRAYED	20140516005	PNR
172M	8530	CYLINDER	LW12416	STUCK	20140612002	PNR
172S	2500	INERTIAL REEL	5045164038096	FAILED	20140618007	PAC
172S	2700	CONTROL WHEEL	15600233	CRACKED	20140430006	PNR
172S	6113	FORWARD SPINNER BULKHEAD	5522311	CRACKED	20140422003	PNR

Make/Model	Jasc	Part Name	Part Number	Part Condition	SDR No.	RGN
208	3246	WHEEL HALF	C30599	CRACKED	20140612005	PNR
208B	2711	CONNECTING LINK	S229425	UNSERVICEABLE	20140407002	ONT
208B	2730	CONTROL ROD	26340091	CORRODED	20140429001	ONT
208B	3245	TUBE	302129402	FLAT	20140611001	ONT
208B	3246	BULKHEAD #9	1006059	CRACKED	20140512002	ATL
208B	7120	ENGINE MOUNT BRACKET	26510291	CORRODED	20140509005	ATL
401	2730	END FITTING	50350053	CRACKED	20140625006	PNR
550	5220	SEAL	651126619	STUCK	20140414004	ONT
560	7500	ELBOW ASSEMBLY	65550381	FAILED	20140508003	PNR
560(ENCORE)	5540	RUDDER HINGE	663121046	CRACKED	20140410008	PAC
750	3510	FITTING ELBOW	MS208225D	ORIGINAL	20140528002	PNR
A185F	5700	PLATE-WING STRUT FITTING	71349517	CRACKED	20140509011	PNR
A188B	5711	CHANNEL	0523400102AGW	UNSERVICEABLE	20140523009	PNR
R172K	2823	BALL	5131201	CORRODED	20140626008	PAC

CIRRUS

Make/Model	Jasc	Part Name	Part Number	Part Condition	SDR No.	RGN
SR20	2421	ALTERNATOR BRACKET	657046	CRACKED	20140401019	ONT

CONVAIR - CAN

Make/Model	Jasc	Part Name	Part Number	Part Condition	SDR No.	RGN
340	2697	20 GAUGE WIRE		BREAK	20140522012	PAC

DASSAULT

Make/Model	Jasc	Part Name	Part Number	Part Condition	SDR No.	RGN
FALCON 2000EX	2397	WIRING HARNESS		FAULTY	20140530005	ATL

DEHAVILLAND - CAN

Make/Model	Jasc	Part Name	Part Number	Part Condition	SDR No.	RGN
DHC 3	5320	ANGLE	C3W53	FLANGED-LESS	20140411005	PAC
DHC 3	5720	WIRE PULL	12705	UNSERVICEABLE	20140623003	ONT
DHC 3	7300	POWER SHAFT ARM	89780110	UNSERVICEABLE	20140617002	ONT
DHC 8 100	1410	HYDRAULIC PRESSURE TUBE	82970010149	RUPTURED	20140604001	ONT
DHC 8 102	2760	DIODE	TJSE20701	BURNT	20140425002	ATL
DHC 8 102	2761	SPOILER ACTUATOR	A44700009	CRACKED	20140429005	PNR
DHC 8 102	3200	PULLEY	MS202195	SEIZED	20140507004	ATL

Make/Model	Jasc	Part Name	Part Number	Part Condition	SDR No.	RGN
DHC 8 102	3200	VALVE SEQUENCE SOLENOID	54C546349	FAILED	20140602030	ATL
DHC 8 102	5330	SKIN PANEL	85330022011	CORROSION	20140619008	ATL
DHC 8 102	5755	SPOILER ACTUATOR	A44700009	CRACKED	20140423008	ATL
DHC 8 102	7921	OIL COOLER	28E997	LEAKING	20140506007	PNR
DHC 8 102	7921	OIL COOLER	28E997	LEAKING	20140506008	PNR
DHC 8 102	7921	OIL COOLER	28E997	LEAKING	20140506009	PNR
DHC 8 301	5210	CHASSIS	85210159103	CRACKED	20140502001	ATL
DHC 8 311	2423	CIRCUIT BOARD		BURNT	20140619007	QUE
DHC 8 311	7530	AIR SERVO VALVE	311864201	UNSERVICEABLE	20140515005	ATL
DHC 8 400	3200	WHEEL	315731	DAMAGED	20140617005	QUE
DHC 8 400	3246	WHEEL	315731	DAMAGED	20140623004	QUE
DHC 8 400	3246	WHEEL ASSEMBLY	315731	BEARING FAILURE	20140609003	QUE
DHC 8 400	5730	LEFT HAND WING LOWER SKIN	85714301	LEVEL 3 CORROSION	20140417004	ONT
DHC 8 401	3230	LANDING GEAR		FAILED	20140517001	QUE
DHC 8 401	3233	NOSE GEAR DOOR ACTUATOR	478301	FAILED	20140604008	QUE
DHC 8 402	2800	REFUEL/DEFUEL PANEL	366028002	BURNT	20140407007	ONT
DHC 8 402	2897	CANON PLUG	59000K998SNB22	SHORTED	20140527009	ATL
DHC 8 402	2933	LEVEL INDICATOR ASSEMBLY	882640107	NEW	20140422001	PNR
DHC 8 402	3246	BEARING		NEW	20140423002	ONT
DHC 8 402	3246	WHEEL HALF OUTBOARD	3008641	UNSERVICEABLE	20140407012	ATL
DHC 8 402	3246	WHEEL HALF OUTBOARD	3008641	UNSERVICEABLE	20140408004	ATL
DHC 8 402	3250	SWIVEL JOINT ASSEMBLY	SJ5049172	NEW	20140512007	PNR
DHC 8 402	3250	SWIVEL JOINT ASSEMBLY	SJ5049172	NEW	20140513001	PNR
DHC 8 402	5420	NACELLE YOLK ATTACHEMENT	85414567109	MISSING	20140606007	QUE
DHC 8 402	7312	FUEL HEATER	304940906	INTERNAL LEAK	20140626004	ATL
DHC 8 402	7921	O-RING	AS3209222	NEW	20140411002	PNR

DIAMOND - AS

Make/Model	Jasc	Part Name	Part Number	Part Condition	SDR No.	RGN
DA 42	7197	ENGINE WIRING HARNESS	E4B95000000	FRAYED	20140620010	ONT

DIAMOND - CAN

Make/Model	Jasc	Part Name	Part Number	Part Condition	SDR No.	RGN
DA 20 A1	7800	AFT EXHAUST RISER LEFT HAND	2078000103	NEW	20140623002	ONT
DA 20 C1	2720	RUDDER CABLE RIGHT HAND FORWARD PILOT	2027201200	STRAND BROKEN	20140407001	ATL
DA 20 C1	2822	ELECTRIC FUEL PUMP	53670001	LOW PRESSURE	20140603005	ATL
DA 20 C1	2842	FUEL QUANTITY SENDER	224225	NOT ACCURATE	20140620011	ONT

EMBRAER

Make/Model	Jasc	Part Name	Part Number	Part Condition	SDR No.	RGN
EMB 505	2500	PASSENGER CABIN UNIT	6433202F	FAILED	20140410010	PNR
ERJ 170 200 SU	2781	SKEW SENSOR	1716280A	FAILED	20140508002	ONT
ERJ 170 200 SU	2820	MAIN EJECTOR FUEL PUMP	2990054101	DAMAGED	20140421006	ONT
ERJ 170 200 SU	3297	HARNESS ASSEMBLY	9171A002101	DAMAGED	20140423001	ONT
ERJ 170 200 SU	3610	T-DUCT	17014806401	CRACKED	20140421005	ONT
ERJ 170 200 SU	3610	T-DUCT ASSEMBLY	17014806401	CRACKED	20140421003	ONT
ERJ 190 100 IGW	0	SEAL PRECOOLER EXHAUST DUCT	19007619901	FAILED	20140627010	QUE
ERJ 190 100 IGW	2100	CABIN AIR		CABIN SMELL	20140617001	QUE
ERJ 190 100 IGW	2150	ACM		FAILED	20140528004	QUE
ERJ 190 100 IGW	2620	EXTINGUISHER LINE	19094810401	CHAFFED	20140410001	QUE
ERJ 190 100 IGW	2710	AILERON FEEL		INTERFERENCE	20140514006	QUE
ERJ 190 100 IGW	2710	AILERON FEEL UNIT		INTERFERENCE	20140514007	QUE
ERJ 190 100 IGW	2710	FEEL UNIT		INTERFERENCE	20140514005	QUE
ERJ 190 100 IGW	2750	ROD ASSEMBLY LOWER	19092385901	BROKEN	20140526011	QUE
ERJ 190 100 IGW	2760	SPOILER SYSTEM		FAILED	20140602033	QUE
ERJ 190 100 IGW	2780	SLAT SYSTEM		FAILED	20140521004	QUE
ERJ 190 100 IGW	2780	SLAT/FLAP ACE CONTROL	1700064F	FAILED	20140522002	QUE
ERJ 190 100 IGW	2820	FUEL LINE	19004353401	WEAR	20140523003	QUE
ERJ 190 100 IGW	2820	REFUEL ASSEMBLY DIFFUSER	17009961403	CRACKED	20140425001	QUE
ERJ 190 100 IGW	3100	AVIONIC SYSTEM		FAILED	20140404004	QUE
ERJ 190 100 IGW	3234	LANDING GEAR CONTROL LEVER	9037B000104	FAILED	20140508004	QUE
ERJ 190 100 IGW	3250	STEERING SYSTEM		FAILED	20140428002	QUE
ERJ 190 100 IGW	3250	STEERING SYSTEM		FAILED	20140603002	QUE
ERJ 190 100 IGW	3610	BLEED PRESSURE RELEASE VALVE	10139521	FAILED	20140512008	QUE
ERJ 190 100 IGW	5210	R2 DOOR DISARM CABLE		SHEARED	20140516006	QUE

EUROCOPTER DEUT

Make/Model	Jasc	Part Name	Part Number	Part Condition	SDR No.	RGN
BK117 A 4	6230	BELLOWS	1051011305	MISSING	20140605005	PAC
BK117 B 2	6210	TAIL ROTOR BLADE	117317491	SUSPECTED CRACK	20140619011	PNR
BO105 S CDN BS 4	6230	CLAMP	4638305029	BROKEN	20140507003	ONT
EC 135P2PLUS	7600	SWITCH	945UN01Q4AA8	INTERMITTENT	20140623023	ONT
EC 135P2PLUS	8097	SWITCH	945UN01Q4AA8	INTERMITTENT	20140623024	ONT

EUROCOPTER FRANCE

Make/Model	Jasc	Part Name	Part Number	Part Condition	SDR No.	RGN
EC 130 B4	5302	UPPER STAB FITTINGS	350A2342222021	CRACKED	20140410002	ONT

FAIRCHILD

Make/Model	Jasc	Part Name	Part Number	Part Condition	SDR No.	RGN
SA227DC	3210	MAIN GEAR BELLCRANK	3251087002	CRACKED	20140604006	ONT

FOUND BROTHERS

Make/Model	Jasc	Part Name	Part Number	Part Condition	SDR No.	RGN
FBA 2C1	3200	REBOUND PUCK CAP	U321028002	BROKEN	20140514009	PAC

GROB-WERKE

Make/Model	Jasc	Part Name	Part Number	Part Condition	SDR No.	RGN
G120A	2750	FLAP SYMMETRY WIRING	120A4295	BROKEN	20140505011	PNR

GRUMMAN - USA

Make/Model	Jasc	Part Name	Part Number	Part Condition	SDR No.	RGN
G 21A	7120	ENGINE MOUNT	12455	OVERHAULED	20140403005	PAC

HAWKER SIDDELEY-UK

Make/Model	Jasc	Part Name	Part Number	Part Condition	SDR No.	RGN
HS 748 2A	5730	WING SKIN		CORRODED	20140414008	ONT

HUGHES

Make/Model	Jasc	Part Name	Part Number	Part Condition	SDR No.	RGN
369D	3411	STATIC TUBE	44P14	MELTED	20140604010	PAC
369D	6520	COUPLING BOLT	369D255031	UNSERVICEABLE	20140423011	PAC

LEARJET

Make/Model	Jasc	Part Name	Part Number	Part Condition	SDR No.	RGN
45	3040	SWITCH	18414033	BAD ASSEMBLY	20140626007	ONT

LOCKHEED

Make/Model	Jasc	Part Name	Part Number	Part Condition	SDR No.	RGN
188C	2420	GENERATOR	61725433	FAILED	20140613006	PNR
188C	2913	HYDRAULIC PUMP	EA50182K	FAILED	20140613007	PNR
382G	2000	TUBE ASSEMBLY NORMAL BRAKE	370745149	NEW	20140505015	PAC

MORAVAN

Make/Model	Jasc	Part Name	Part Number	Part Condition	SDR No.	RGN
Z242L	2216	TRIM CABLE	Z14244130000	FRAYED	20140602016	ONT
Z242L	2216	TRIM CABLE	Z4244120000	FRAYED	20140602015	ONT
Z242L	2731	TRIM CABLE	Z4244120000	FRAYED	20140514002	ONT
Z242L	3250	STEERING SPRING	Z4242170001	BROKEN	20140512003	ONT
Z242L	7313	FUEL SERVO	RSA5	FAILED	20140512006	ONT

PILATUS - SW

Make/Model	Jasc	Part Name	Part Number	Part Condition	SDR No.	RGN
PC 12 45	2750	FLAP POWER DRIVE UNIT	978732000	SEIZED	20140530001	ONT
PC 12 45	3213	YOKE FITTING/45	5321012157	FRACTURED	20140520008	ONT
PC 12 45	3297	WIRE HARNESS		BROKEN	20140411003	ONT
PC 12 47E	3230	LANDING SELECTOR VALVE	9603001272	FAILED	20140408005	ONT
PC 12 47E	3440	RIGHT ANGLE THREADED NEILL-CONCELMAN CONNECTOR	9717560234	UNSERVICEABLE	20140618008	ONT

PIPER

Make/Model	Jasc	Part Name	Part Number	Part Condition	SDR No.	RGN
PA30	7414	MAGNET ROTOR	1052947	CRACKED	20140530006	PAC
PA31 350	3221	CROSS BRACE U-CHANNEL	40987002	CRACKED	20140524001	PNR
PA31 350	5712	LEFT WING RIB ASSEMBLY STATION 49	4042322	CRACKED	20140530007	PNR
PA31T	6122	PROPELLER GOVERNOR	821000301	UNSERVICEABLE	20140625003	ONT
PA36 375	2700	AILERON CONTROL ROD BOOT	3901702	UNSECURED	20140515006	PNR
PA44 180	7600	RETAINER	37143000	CRACKED	20140618004	ATL
PA44 180	7800	MUFFLER	PIM0010	BROKEN	20140618001	ATL

ROBINSON

Make/Model	Jasc	Part Name	Part Number	Part Condition	SDR No.	RGN
R44 II	6322	LOWER BEARING	C1813	NOT LUBRICATED	20140414011	PNR
R44 II	7120	NUT	NAS12918	CRACKED	20140623022	PNR
R66	3200	NUT	NAS12917	CRACKED	20140509006	PNR

SIKORSKY

Make/Model	Jasc	Part Name	Part Number	Part Condition	SDR No.	RGN
S61N	6320	THRU-SHAFT	S613520148006	USED	20140624003	PAC
S61N	6320	TOP HOUSING	S6135200117	CRACKED	20140424014	PAC
S76A	7110	SNOW SHIELD	7630407020117	UNSERVICEABLE	20140402011	PAC
S76C	2900	FLEX LINE NOSE LANDING UP	SS48CT3A132000	BRAID FRAYED	20140422002	PAC
S92A	2216	ACTUATOR	9241004830	RUNAWAY	20140523005	ATL

VIKING CANADA

Make/Model	Jasc	Part Name	Part Number	Part Condition	SDR No.	RGN
DHC 6 400	3610	HEAT EXCHANGER	C6SF15153	UNAPPROVED REWORK	20140414010	PAC

ENGINE**ALLISON**

Make/Model	Jasc	Part Name	Part Number	Part Condition	SDR No.	RGN
250-C30G2	7300	FUEL CONTROL UNIT	23070613	OVERHAULED	20140521009	ONT
250-C47B	7200	ELECTRONIC CONTROL UNIT	JG6ALK0216	IN SERVICE	20140526006	PAC
250-C47B	7261	COMBINER ENGINE FUEL ASSEMBLY BYPASS INDICATOR	7592842101	BROKEN	20140507005	PNR
501-D13H	2421	ALTERNATING CURRENT GENERATOR	2CM353C1J	FAILED	20140620013	PAC

AVCO LYCOMING

Make/Model	Jasc	Part Name	Part Number	Part Condition	SDR No.	RGN
IO-540-AE1A5	7414	BLOCK	10357426	CRACKED	20140513003	PNR
IO-540-K1B5	7322	FUEL SERVO	25245569	MALFUNCTIONING	20140624006	ATL
LTIO-540-J2BD	8530	STUD	3813	BROKEN	20140520001	ONT
O-320-E3D	7800	EXHAUST		UNSERVICEABLE	20140429007	PAC
O-540-E4C5	8550	ENGINE OIL SYSTEM		CRACKED	20140506002	PAC

CFM INTERNATIONAL

Make/Model	Jasc	Part Name	Part Number	Part Condition	SDR No.	RGN
CFM56-7B24	7250	HIGH PRESSURE TURBINE BLADE	1957M10P03	CRACKED	20140605009	PNR
CFM56-7B24	7250	HIGH PRESSURE TURBINE BLADE	1957M10P03	CRACKED	20140605010	PNR
CFM56-7B24	7250	HIGH PRESSURE TURBINE BLADE	1957M10P03	CRACKED	20140606010	PNR

GARRETT

Make/Model	Jasc	Part Name	Part Number	Part Condition	SDR No.	RGN
TPE331-12UHR	6100	RETAINER PROP SHAFT	31025731	CRACKED	20140604007	ONT

GENERAL ELECTRIC

Make/Model	Jasc	Part Name	Part Number	Part Condition	SDR No.	RGN
CF34-3B	7230	10-14 REAR SPOOL		LOOSE	20140423012	PNR
CF34-3B1	7220	FAN CONTAINMENT CASE	6052T03P14	DELAMINATED	20140408003	PNR
CF6-50	7200	LOW PRESSURE TURBINE AIR TUBE	9061M70G01	NON-CONFORMING	20140605007	PAC
CT58-140-2	7261	FORWARD FRAME ACCESSORY DRIVE	37D400200P109	UNSERVICEABLE	20140613003	PAC

PRATT & WHITNEY-CAN

Make/Model	Jasc	Part Name	Part Number	Part Condition	SDR No.	RGN
PT6A-28	7200	TURBINE EXHAUST DUCT ASSEMBLY	310103702	CRACKED	20140417012	PNR
PT6A-28	7400	IGNITION EXCITER	103825504	FAILED	20140530003	ATL
PT6A-34	7261	GASKET	VE311895301	DELAMINATED	20140526013	PNR
PT6A-67D	7200	#1 BEARING	311358901	SPALLING	20140418002	ATL
PT6A-67D	7250	POWER TURBINE BLADE	304418301	BROKEN	20140418003	ATL
PT6A-67D	7311	FUEL OIL HEATER	10585J	UNSERVICEABLE	20140415009	PAC
PW118B	7250	TEE-HEAD BOLT	311983802	FAILED	20140527008	PNR
PW124B	7297	WIRING HARNESS	311249501	UNSERVICEABLE	20140409006	PNR
PW125B	7200	POWER TURBINE DISK	3033914	LIFE LIMIT OVERDUE	20140404001	QUE
PW150A	7532	P2 2 INTERSTAGE BLEED AIR	304768308	FAULTY	20140605002	ONT

ROLLS ROYCE - UK

Make/Model	Jasc	Part Name	Part Number	Part Condition	SDR No.	RGN
RB211-535E4-37	7200	FUEL FLOW GOVERNOR	FFG021BH	UNSERVICEABLE	20140402002	PNR

ROLLS ROYCE - USA

Make/Model	Jasc	Part Name	Part Number	Part Condition	SDR No.	RGN
250-C300/A1	1400	NUT	MS210435	USED	20140627014	PNR
250-C300/A1	7250	WHEEL TURBINE 3RD STAGE	RR30000236	METAL	20140627013	PNR
TAY 611-8	7200	SLEEVE	JR33123	NEW	20140401016	QUE

TELEDYNE CONTINENTAL

Make/Model	Jasc	Part Name	Part Number	Part Condition	SDR No.	RGN
IO-240-B	2822	MECHANICAL FUEL PUMP	6533512	LEAKING	20140509008	ATL
IO-240-B	2822	MECHANICAL FUEL PUMP	6533512	LEAKING	20140509009	ATL
IO-240-B	7314	FUEL PUMP	6533514A5	LEAKING	20140627002	ATL
IO-240-B	7314	FUEL PUMP	6533514A5	LEAKING	20140627003	ATL
IO-360-G	8550	OIL PUMP DRIVE GEAR	654720	UNSERVICEABLE	20140506006	PNR
IO-520-A	8530	CYLINDER ASSEMBLY	AEC631397SN714	UNSERVICEABLE	20140516003	PNR
TSIO-520-NB	8530	CYLINDER	AEC63L397	CRACKED	20140624004	ONT

TURBOMECA

Make/Model	Jasc	Part Name	Part Number	Part Condition	SDR No.	RGN
ARRIEL 2D	7310	FILTER BODY ASSEMBLY	292910560	USED	20140417009	PNR

WALTER - CK

Make/Model	Jasc	Part Name	Part Number	Part Condition	SDR No.	RGN
M601E-11	7200	ENGINE	M601E11	FAILED	20140618003	PNR

PROPELLER**HAMILTON STANDARD**

Make/Model	Jasc	Part Name	Part Number	Part Condition	SDR No.	RGN
14SF-19	6111	BLADE BORE PLUG	7943051	CRACKED	20140501006	QUE

EQUIPMENT**AEROQUIP**

Make/Model	Jasc	Part Name	Part Number	Part Condition	SDR No.	RGN
AE7057867	1410	HOSE ASSEMBLY	174111013	LEAKING	20140605008	ONT

AMERI-KING

Make/Model	Jasc	Part Name	Part Number	Part Condition	SDR No.	RGN
AK451	2562	BATTERY	ULTRALIFEHIRATE	DISCHARGED	20140402006	ONT

ARTEX

Make/Model	Jasc	Part Name	Part Number	Part Condition	SDR No.	RGN
4535002	2562	G SWITCH	4526506	UNSERVICEABLE	20140528003	ATL

BEECH

Make/Model	Jasc	Part Name	Part Number	Part Condition	SDR No.	RGN
PWFLC28	3320	CONNECTOR	5832971	BROKEN	20140521002	QUE

CHAMPION

Make/Model	Jasc	Part Name	Part Number	Part Condition	SDR No.	RGN
4370	7414	DISTRIBUTOR BLOCK ASSEMBLY	K3822	LOOSE	20140512004	ONT

CMC

Make/Model	Jasc	Part Name	Part Number	Part Condition	SDR No.	RGN
1006040130	2510	BATTERY PACK	205601011000	NEW	20140509004	QUE
CMA1100	2510	CIRCUIT CARD	220604353002	CAPACITOR FAILED	20140509010	QUE

HONEYWELL

Make/Model	Jasc	Part Name	Part Number	Part Condition	SDR No.	RGN
38004883	4900	AUXILIARY POWER UNIT	38004883	FAILED	20140627007	ATL

HYDRA-ELECTRIC CO

Make/Model	Jasc	Part Name	Part Number	Part Condition	SDR No.	RGN
529131211	2932	SWITCH PRESSURE GAUGE	9738114304	LEAKING	20140625007	ONT

LUCAS

Make/Model	Jasc	Part Name	Part Number	Part Condition	SDR No.	RGN
23085001	2435	BEARINGS	3600918	UNSERVICEABLE	20140603006	ATL

ROCKWELL COLLINS

Make/Model	Jasc	Part Name	Part Number	Part Condition	SDR No.	RGN
8222332100	3160	AIR FILTER KIT	2450199080	DIRTY	20140411001	QUE

SLICK ELECTRO

Make/Model	Jasc	Part Name	Part Number	Part Condition	SDR No.	RGN
6350	7414	CAP AND ROTOR	K3823	BURNT	20140414012	PAC

UNAPPROVED PART**EMS TECHNOLOGIES**

Make/Model	Jasc	Part Name	Part Number	Part Condition	SDR No.	RGN
HSDHD710	2000	SUBSCRIBER LINE INTERFACE	IDT82V1671AJ	SUSPECTED UNAPPROVED PART	20140618009	ONT

LOCKHEED

Make/Model	Jasc	Part Name	Part Number	Part Condition	SDR No.	RGN
370745	2000	TUBE ASSEMBLY NORMAL BRAKE	370745149	NEW	20140505015	PAC

LUCAS

Make/Model	Jasc	Part Name	Part Number	Part Condition	SDR No.	RGN
23085001	2000	BEARINGS	3600918	UNSERVICEABLE	20140603006	ATL



ORDERING TC PUBLICATION AND FORMS

HEADQUARTERS

Transport Canada (AARDG)
Place de Ville, Tower C
Ottawa, ON K1A 0N8
Tel: 1-800-305-2059

REGIONAL OFFICES

Atlantic

Transport Canada
95 Foundry St., 6th Floor
Moncton, NB E1C 5H7
Tel: 1-800-305-2059

Prairie and Northern

Transport Canada
344 Edmonton Street
Winnipeg, MB R3C 0P6
Tel: 1-800-305-2059

Ontario

Transport Canada
4900 Yonge St., Suite 400
Toronto, ON M2N 6A5
Tel: 1-800-305-2059

Quebec

Transport Canada
700 Leigh Capreol
Dorval, QC H4Y 1G7
Tel: 1-800-305-2059

Pacific

Transport Canada
800 Burrard St., Suite 620
Vancouver, BC V6Z 2J8
Tel: 1-800-305-2059

North America:

1-800-305-2059

National Capital Region:

613 991-4071

Fax:

613 991-2081

E-mail:

MPS@tc.gc.ca

CIVIL AVIATION INTERNET SITES

Civil Aviation Homepage

www.tc.gc.ca/eng/civilaviation/menu.htm

Continuing Airworthiness

www.tc.gc.ca/eng/civilaviation/certification/continuing-menu-1432.htm

Canadian Aviation Regulations (CARs)

www.tc.gc.ca/eng/civilaviation/regserv/cars/menu.htm

Airworthiness Directive

www.tc.gc.ca/cawis-swimn

Civil Aviation Safety Alerts (CASA)

www.tc.gc.ca/civil-aviation-safety-alert

Web Service Difficulty Reporting System (WSDRS)

www.tc.gc.ca/wsdrs