



HOMELESSNESS Partnering Strategy

2015

SHELTER CAPACITY REPORT



You can download this publication by going online:

publiccentre.esdc.gc.ca

This document is available on demand in multiple formats by contacting
1 800 O-Canada (1-800-622-6232), teletypewriter (TTY), 1-800-926-9105.

© Her Majesty the Queen in right of Canada, 2016

droitdauteur.copyright@HRSDC-RHDCC.gc.ca

PDF

Cat. No.: Em9-3E-PDF

ISSN: 1925-718X

ESDC

Cat. No.: ISSD-044-02-16E

TABLE OF CONTENTS

1

INTRODUCTION

2

TYPES OF SHELTERS

4

NATIONAL SUMMARY: EMERGENCY SHELTERS (2015)

5

EMERGENCY SHELTERS BY CLIENTELE SERVED (2015)

6

EMERGENCY SHELTERS AND SHELTER BEDS BY COMMUNITY (2015)

Newfoundland and Labrador	6
Nova Scotia	6
New Brunswick	6
Prince Edward Island	7
Québec	7
Ontario	8
Manitoba	9
Saskatchewan	9
Alberta	10
British Columbia	10
Yukon	11
Northwest Territories	11
Nunavut	12

13

APPENDIX A: TRANSITIONAL HOUSING BY CLIENTELE SERVED (2015)

14

APPENDIX B: VIOLENCE AGAINST WOMEN SHELTERS (2015)

INTRODUCTION

The annual Shelter Capacity Report provides capacity statistics for emergency homeless shelters in Canada. The number of shelter facilities and the number of permanent beds are reported for each province and territory, as well as by community. In addition, brief overviews of Transitional Housing facilities and Violence Against Women shelters are provided in the appendices.

The information contained in this report was obtained from the National Service Provider List. The National Service Provider List is a comprehensive listing of homeless shelters in Canada. It is compiled by the Community Development and Homelessness Partnerships Directorate as part of the National Homelessness Information System (NHIS), a data development initiative that focuses on the collection and analysis of homeless shelter data in Canada.

Types of Shelters

EMERGENCY SHELTERS are defined as facilities providing temporary, short-term accommodation for homeless individuals and families. This may or may not include other services such as food, clothing or counselling.

TRANSITIONAL HOUSING provides temporary shelter, but can be differentiated from emergency shelters by the longer length of stay and greater intensity of support services offered to clients. Transitional housing is an intermediate step between emergency shelter and permanent housing. Support services help clients gain stability and self-sufficiency to maintain permanent housing. Stays are typically between three months and three years.

VIOLENCE AGAINST WOMEN SHELTERS (VAW) are defined as facilities providing temporary shelter to single women or women with children fleeing domestic abuse. They may function in either a crisis capacity or as transitional or second-stage housing.



Emergency shelters and transitional housing are further characterized according to the clients they serve



Men's shelters provide services to adult males. Some also accept youth.



Youth shelters provide services to youth. Shelters have varying definitions of youth, which may include a range of ages between 12 and 29 years.



Women's shelters provide services to adult females. Some also accept youth.



Family shelters provide services to families and adults with dependants. Some also accept single adult women without dependants.



General shelters provide services to adult males and females. Some also accept youth.

Shelter Capacity



399

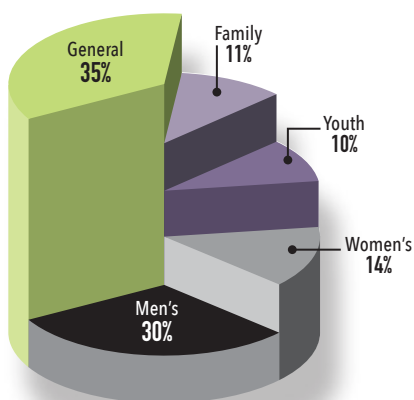
Emergency Shelters



15,428

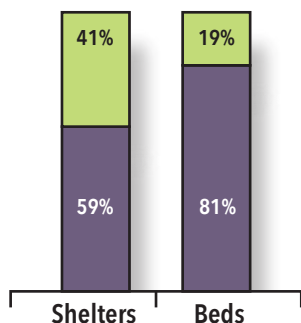
Permanent Beds

These numbers have remained relatively stable over the past five years



Emergency Shelter Beds by Clientele Served

- 35% of shelter beds in Canada are found in general shelters serving both men and women
- Men's shelters account for a greater percentage of all shelter beds (30%) compared to women's shelters (14%)
- Family shelters account for 7% of shelters and 11% of beds
- One-quarter of shelters exclusively serve youth. These shelters tend to be smaller in size, accounting for 10% of all emergency shelter beds




■ small communities (population < 300,000)
■ large communities (population > 300,000)

Community

The majority of shelter beds (81%) are found in large cities. While smaller communities have fewer shelter beds, they still account for nearly half (41%) of all emergency shelters.

The average number of beds is 18 per shelter in small communities versus 53 per shelter in large communities.



National Summary: Emergency Shelters (2015)*

Province/Territory	2015		2013-2014		2012	
	Shelters	Beds	Shelters	Beds	Shelters	Beds
Newfoundland and Labrador	5	53	5	53	5	64
Nova Scotia	7	193	7	188	7	188
New Brunswick	9	150	8	155	8	182
Prince Edward Island	1	7	1	7	1	8
Québec	79	1,995	86	2,091	83	2,057
Ontario	145	6,715	137	6,843	136	6,640
Manitoba	15	661	16	713	15	706
Saskatchewan	21	459	24	513	23	451
Alberta	36	3,182	36	2,853	36	2,900
British Columbia	72	1,859	74	1,907	83	2,232
Yukon	3	20	3	16	3	16
Northwest Territories	4	100	4	109	5	119
Nunavut	2	34	2	34	2	32
CANADA	399	15,428	403	15,482	407	15,595

* Changes in the reported number of shelters and beds during the years 2012 to 2015 primarily reflect updated information rather than actual changes in national shelter capacity.

Emergency Shelters by Clientele Served (2015)

Province/Territory	General		Men's		Women's		Youth		Family		Total	
	Shelters	Beds	Shelters	Beds	Shelters	Beds	Shelters	Beds	Shelters	Beds	Shelters	Beds
Newfoundland and Labrador	2	24	0	0	0	0	2	17	1	12	5	53
Nova Scotia	0	0	3	130	3	43	1	20	0	0	7	193
New Brunswick	3	66	2	45	2	24	2	15	0	0	9	150
Prince Edward Island	0	0	1	7	0	0	0	0	0	0	1	7
Québec	27	431	10	954	13	273	28	330	1	7	79	1,995
Ontario	29	930	35	2,579	25	1,042	37	760	19	1,404	145	6,715
Manitoba	10	534	0	0	0	0	2	24	3	103	15	661
Saskatchewan	4	70	5	141	9	237	3	11	0	0	21	459
Alberta	17	2,416	4	389	4	134	10	183	1	60	36	3,182
British Columbia	36	1,043	10	356	11	285	12	140	3	35	72	1,859
Yukon	1	14	0	0	1	2	1	4	0	0	3	20
Northwest Territories	0	0	1	35	1	23	1	10	1	32	4	100
Nunavut	0	0	1	22	1	12	0	0	0	0	2	34
CANADA	129	5,528	72	4,658	70	2,075	99	1,514	29	1,653	399	15,428

Emergency Shelters and Shelter Beds by Community (2015)

Newfoundland and Labrador

	General		Men's		Women's		Youth		Family		Total	
	Shelters	Beds	Shelters	Beds	Shelters	Beds	Shelters	Beds	Shelters	Beds	Shelters	Beds
St. John's	2	24	0	0	0	0	2	17	1	12	5	53
TOTAL	2	24	0	0	0	0	2	17	1	12	5	53

Nova Scotia

	General		Men's		Women's		Youth		Family		Total	
	Shelters	Beds	Shelters	Beds	Shelters	Beds	Shelters	Beds	Shelters	Beds	Shelters	Beds
Halifax	0	0	2	120	2	36	1	20	0	0	5	176
Sydney	0	0	1	10	1	7	0	0	0	0	2	17
TOTAL	0	0	3	130	3	43	1	20	0	0	7	193

New Brunswick

	General		Men's		Women's		Youth		Family		Total	
	Shelters	Beds	Shelters	Beds	Shelters	Beds	Shelters	Beds	Shelters	Beds	Shelters	Beds
Bathurst	1	6	0	0	0	0	0	0	0	0	1	6
Fredericton	0	0	1	25	1	14	0	0	0	0	2	39
Miramichi	0	0	0	0	0	0	1	5	0	0	1	5
Moncton	2	60	0	0	0	0	0	0	0	0	2	60
Saint John	0	0	1	20	1	10	1	10	0	0	3	40
TOTAL	3	66	2	45	2	24	2	15	0	0	9	150

Prince Edward Island

	General		Men's		Women's		Youth		Family		Total	
	Shelters	Beds	Shelters	Beds	Shelters	Beds	Shelters	Beds	Shelters	Beds	Shelters	Beds
Charlottetown	0	0	1	7	0	0	0	0	0	0	1	7
TOTAL	0	0	1	7	0	0	0	0	0	0	1	7

Québec

	General		Men's		Women's		Youth		Family		Total	
	Shelters	Beds	Shelters	Beds	Shelters	Beds	Shelters	Beds	Shelters	Beds	Shelters	Beds
Amos	1	8	0	0	0	0	0	0	0	0	1	8
Baie-Comeau	0	0	1	17	0	0	0	0	0	0	1	17
Drummondville	1	8	0	0	0	0	1	9	0	0	2	17
Fermont	0	0	0	0	1	6	0	0	0	0	1	6
Gatineau	1	55	0	0	0	0	1	6	0	0	2	61
Granby	0	0	0	0	0	0	1	15	0	0	1	15
Grand-Mère	1	15	0	0	0	0	0	0	0	0	1	15
Ham Sud	1	17	0	0	0	0	0	0	0	0	1	17
Joliette	1	10	0	0	0	0	2	21	0	0	3	31
Mont-Laurier	1	9	0	0	0	0	0	0	0	0	1	9
Montréal	5	85	6	832	10	247	17	226	1	7	39	1,397
Québec City	3	49	2	102	1	12	2	15	0	0	8	178
Rouyn-Noranda	1	15	0	0	0	0	0	0	0	0	1	15
Saguenay	2	45	1	3	0	0	1	10	0	0	4	58
St-Eugène-de-Guigues	1	14	0	0	0	0	0	0	0	0	1	14
Sherbrooke	1	22	0	0	1	8	1	8	0	0	3	38
St-Georges	2	17	0	0	0	0	0	0	0	0	2	17
Thetford Mines	1	10	0	0	0	0	0	0	0	0	1	10
Trois-Rivières	2	26	0	0	0	0	1	11	0	0	3	37
Valleyfield	2	26	0	0	0	0	0	0	0	0	2	26
Victoriaville	0	0	0	0	0	0	1	9	0	0	1	9
TOTAL	27	431	10	954	13	273	28	330	1	7	79	1,995

Ontario

	General		Men's		Women's		Youth		Family		Total	
	Shelters	Beds	Shelters	Beds	Shelters	Beds	Shelters	Beds	Shelters	Beds	Shelters	Beds
Barrie-Simcoe	1	20	1	20	0	0	1	15	0	0	3	55
Brantford	1	36	1	38	0	0	1	20	0	0	3	94
Crochran	0	0	1	10	0	0	0	0	0	0	1	10
Dufferin Region	0	0	0	0	0	0	1	20	0	0	1	20
Durham Region	0	0	1	40	1	45	1	13	1	20	4	118
Guelph	0	0	1	18	1	14	3	32	2	35	7	99
Halton Region	2	35	0	0	0	0	0	0	0	0	2	35
Hamilton	0	0	3	215	1	20	1	20	1	103	6	358
Jarvis	0	0	0	0	0	0	1	8	0	0	1	8
Kenora	1	25	0	0	0	0	0	0	0	0	1	25
Kingston	2	39	1	18	2	24	1	15	0	0	6	96
Lindsay	1	19	0	0	0	0	0	0	0	0	1	19
London	1	45	2	255	1	31	0	0	1	41	5	372
Niagara Region	3	81	0	0	1	20	2	30	1	16	7	147
Nipissing/ North Bay	1	19	0	0	1	10	0	0	0	0	2	29
Ottawa	1	12	3	449	2	115	2	24	3	554	11	1,154
Peel Region	1	119	1	60	0	0	1	14	1	225	4	418
Peterborough	0	0	1	40	1	10	1	15	1	15	4	80
Red Lake	1	18	0	0	0	0	0	0	0	0	1	18
Sarnia	2	46	0	0	0	0	1	9	1	8	4	63
Sault Ste. Marie	0	0	1	24	1	7	1	10	1	7	4	48
Sioux Lookout	2	34	0	0	0	0	0	0	0	0	2	34
Stratford	0	0	0	0	0	0	1	14	0	0	1	14
Sudbury	0	0	1	36	0	0	1	16	1	20	3	72
Thunder Bay	1	42	2	34	0	0	0	0	0	0	3	76
Timmins	1	28	0	0	0	0	0	0	0	0	1	28
Toronto	4	247	12	1,198	12	735	10	405	3	240	41	2,825
Waterloo Region	1	40	1	39	0	0	4	40	1	60	7	179
Windsor	2	25	1	56	1	11	1	10	0	0	5	102
York Region	0	0	1	29	0	0	2	30	1	60	4	119
TOTAL	29	930	35	2,579	25	1,042	37	760	19	1,404	145	6,715

Manitoba

	General		Men's		Women's		Youth		Family		Total	
	Shelters	Beds	Shelters	Beds	Shelters	Beds	Shelters	Beds	Shelters	Beds	Shelters	Beds
Brandon	1	3	0	0	0	0	0	0	1	9	2	12
Dauphin	1	6	0	0	0	0	0	0	0	0	1	6
Flin Flon	1	26	0	0	0	0	0	0	0	0	1	26
Swan River	1	10	0	0	0	0	0	0	0	0	1	10
The Pas	0	0	0	0	0	0	0	0	1	34	1	34
Thompson	1	24	0	0	0	0	0	0	0	0	1	24
Winnipeg	5	465	0	0	0	0	2	24	1	60	8	549
TOTAL	10	534	0	0	0	0	2	24	3	103	15	661

Saskatchewan

	General		Men's		Women's		Youth		Family		Total	
	Shelters	Beds	Shelters	Beds	Shelters	Beds	Shelters	Beds	Shelters	Beds	Shelters	Beds
Moose Jaw	1	12	0	0	0	0	0	0	0	0	1	12
North Battleford	1	16	0	0	0	0	0	0	0	0	1	16
Prince Albert	1	22	0	0	2	58	0	0	0	0	3	80
Regina	0	0	3	89	3	88	0	0	0	0	6	177
Saskatoon	1	20	2	52	4	91	3	11	0	0	10	174
TOTAL	4	70	5	141	9	237	3	11	0	0	21	459

Alberta

	General		Men's		Women's		Youth		Family		Total	
	Shelters	Beds	Shelters	Beds	Shelters	Beds	Shelters	Beds	Shelters	Beds	Shelters	Beds
Calgary	5	1,746	1	80	2	18	3	45	1	60	12	1,949
Edmonton	4	307	1	249	2	116	2	88	0	0	9	760
Grand Prairie	1	92	0	0	0	0	1	14	0	0	2	106
High Level	1	20	0	0	0	0	0	0	0	0	1	20
Lethbridge	1	80	0	0	0	0	1	14	0	0	2	94
Lloydminster	0	0	1	28	0	0	0	0	0	0	1	28
Medicine Hat	1	30	0	0	0	0	1	6	0	0	2	36
Red Deer	2	61	0	0	0	0	1	8	0	0	3	69
Wood Buffalo	2	80	1	32	0	0	1	8	0	0	4	120
TOTAL	17	2,416	4	389	4	134	10	183	1	60	36	3,182

British Columbia

	General		Men's		Women's		Youth		Family		Total	
	Shelters	Beds	Shelters	Beds	Shelters	Beds	Shelters	Beds	Shelters	Beds	Shelters	Beds
Abbotsford	1	20	0	0	0	0	1	14	0	0	2	34
Campbell River	1	22	0	0	0	0	0	0	0	0	1	22
Chetwynd	1	3	0	0	0	0	0	0	0	0	1	3
Chilliwack	1	11	0	0	0	0	0	0	0	0	1	11
Courtenay	1	14	0	0	0	0	0	0	0	0	1	14
Dawson	1	8	0	0	0	0	0	0	0	0	1	8
Duncan	1	30	0	0	0	0	0	0	0	0	1	30
Fort Nelson	1	6	0	0	0	0	0	0	0	0	1	6
Fort St. John	1	20	0	0	0	0	0	0	0	0	1	20
Kamloops	1	35	0	0	0	0	1	6	0	0	2	41
Kelowna	1	60	0	0	1	20	1	10	0	0	3	90
Nanaimo	0	0	1	23	1	10	0	0	0	0	2	33
Nelson	1	17	0	0	0	0	0	0	0	0	1	17
Penticton	1	11	0	0	0	0	0	0	0	0	1	11
Port Alberni	1	12	0	0	0	0	0	0	0	0	1	12

	General		Men's		Women's		Youth		Family		Total	
	Shelters	Beds	Shelters	Beds	Shelters	Beds	Shelters	Beds	Shelters	Beds	Shelters	Beds
Prince George	1	30	1	21	1	30	1	10	0	0	4	91
Prince Rupert	1	10	0	0	0	0	0	0	0	0	1	10
Quesnel	1	10	0	0	0	0	0	0	0	0	1	10
Smithers	1	9	0	0	0	0	0	0	0	0	1	9
Squamish	1	15	0	0	0	0	0	0	0	0	1	15
Terrace	1	16	0	0	0	0	0	0	0	0	1	16
Vancouver	13	545	7	291	7	200	7	90	2	30	36	1,156
Vernon	1	25	0	0	0	0	0	0	0	0	1	25
Victoria	1	84	1	21	1	25	1	10	1	5	5	145
Williams Lake	1	30	0	0	0	0	0	0	0	0	1	30
TOTAL	36	1,043	10	356	11	285	12	140	3	35	72	1,859

Yukon

	General		Men's		Women's		Youth		Family		Total	
	Shelters	Beds	Shelters	Beds	Shelters	Beds	Shelters	Beds	Shelters	Beds	Shelters	Beds
Dawson City	0	0	0	0	1	2	0	0	0	0	1	2
Whitehorse	1	14	0	0	0	0	1	4	0	0	2	18
TOTAL	1	14	0	0	1	2	1	4	0	0	3	20

Northwest Territories

	General		Men's		Women's		Youth		Family		Total	
	Shelters	Beds	Shelters	Beds	Shelters	Beds	Shelters	Beds	Shelters	Beds	Shelters	Beds
Yellowknife	0	0	1	35	1	23	1	10	1	32	4	100
TOTAL	0	0	1	35	1	23	1	10	1	32	4	100

Nunavut

	General		Men's		Women's		Youth		Family		Total	
	Shelters	Beds	Shelters	Beds	Shelters	Beds	Shelters	Beds	Shelters	Beds	Shelters	Beds
Iqaluit	0	0	1	22	1	12	0	0	0	0	2	34
TOTAL	0	0	1	22	1	12	0	0	0	0	2	34

Appendix A: Transitional Housing by Clientele Served (2015)

Province/ Territory	General		Men's		Women's		Youth		Family		Total	
	Shelters	Beds	Shelters	Beds	Shelters	Beds	Shelters	Beds	Shelters	Beds	Shelters	Beds
Newfoundland and Labrador	2	74	1	2	2	12	2	25	0	0	7	113
Nova Scotia	0	0	1	19	3	42	2	15	0	0	6	76
New Brunswick	0	0	0	0	1	12	1	8	0	0	2	20
Prince Edward Island	0	0	0	0	0	0	0	0	0	0	0	0
Québec	26	598	19	457	12	188	31	367	5	79	93	1,689
Ontario	18	742	17	506	5	125	21	292	4	446	65	2,111
Manitoba	7	159	3	75	0	0	2	10	2	42	14	286
Saskatchewan	3	71	6	103	3	36	13	170	1	16	26	396
Alberta	12	525	3	315	6	182	8	80	2	101	31	1,203
British Columbia	18	586	4	70	3	34	3	57	0	0	28	747
Yukon	0	0	0	0	0	0	0	0	0	0	0	0
Northwest Territories	0	0	1	32	0	0	0	0	1	5	2	37
Nunavut	0	0	0	0	0	0	0	0	0	0	0	0
CANADA	86	2,755	55	1,579	35	631	83	1,024	15	689	274	6,678

Appendix B: Violence Against Women Shelters (2015)

Province/Territory	Shelters	Beds
Newfoundland and Labrador	14	136
Nova Scotia	17	244
New Brunswick	15	215
Prince Edward Island	3	45
Québec	95	1,130
Ontario	118	2,291
Manitoba	20	387
Saskatchewan	18	301
Alberta	45	934
British Columbia	94	994
Yukon	5	37
Northwest Territories	5	44
Nunavut	5	34
CANADA	454	6,792