This document was produced
by scanning the original publication.

Ce document est le produit d'une
numérisation par balayage
de la publication originale.

PLATES I - LXVII

G.S.C. Memoir 293

FLORA OF THE UPPER CRETACEOUS NANAIMO GROUP, VANCOUVER ISLAND, BRITISH COLUMBIA

By
W. A. Bell

PLATE I

Figure 1. *Aneimia fremonti* Knowlton. Hypotype, G.S.C. No. 6551. Loc. 3826. (Page 19.)

Figure 2. *Aneimia fremonti* Knowlton. Hypotype, G.S.C. No. 6684. Loc. 2243. (Page 19.)

Figure 3. *Aneimia fremonti* Knowlton. Hypotype, G.S.C. No. 676. Loc. 2243. (Page 19.)

Figure 4. *Aneimia fremonti* Knowlton. Hypotype, G.S.C. No. 5605. Loc. 2243. (Page 19.)

Figure 5. *Aneimia fremonti* Knowlton. Hypotype, G.S.C. No. 6550. Loc. 1580. (Page 19.)

Figure 6. *Saccoloma gardneri* (Lesquereux) Knowlton. Hypotype, G.S.C. No. 6547 x 4. Loc. 1580. (Page 20.)

Figure 7. *Cladophlebis* (*Gleichenites*) *vahliana* Heer. Hypotype, G.S.C. No. 6671. Loc. 3860. (Page 19.)

Figure 8. *Saccoloma gardneri* (Lesquereux) Knowlton. Hypotype, G.S.C. No. 5602. Loc. 1580. (Page 20.)

Figure 9. *Cladophlebis* (*Gleichenites*) *vahliana* Heer. Hypotype, G.S.C. No. 6677 x 4. Loc. 3860. (Page 19.)


1

2

3

4

5

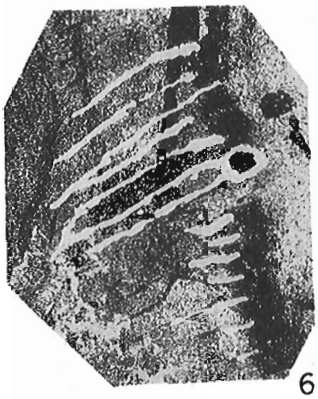
6

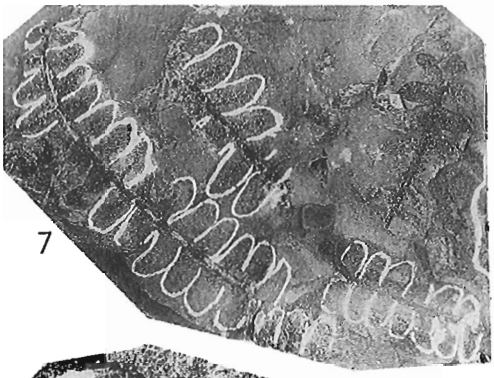
7

8


9

PLATE II



PLATE II

Figure 1. *Davallites richardsoni* Dawson. Hypotype, G.S.C. No. 6674 x 2. Loc. 4210. (Page 20.)

Figure 2. *Davallites richardsoni* Dawson. Syntype, G.S.C. No. 5603 x 4. Loc. 1580. (Page 20.)

Figure 3. *Davallites richardsoni* Dawson. Hypotype, G.S.C. No. 6682. Loc. 2243. (Page 20.)

Figure 4. *Davallites richardsoni* Dawson. Syntype, G.S.C. No. 6676. Loc. 2243. (Page 20.)

Figure 5. *Davallites richardsoni* Dawson. Hypotype, G.S.C. No. 6675. Loc. 2243. (Page 20.)

Figure 6. *Davallites richardsoni* Dawson. Hypotype, G.S.C. No. 6682 x 2. Loc. 2243. (Page 20.)

Figure 7. *Davallites richardsoni* Dawson. Hypotype, G.S.C. No. 6675 x 4. Loc. 2243. (Page 20.)

Figure 8. *Davallites richardsoni* Dawson. Hypotype, G.S.C. No. 5604. Loc. 1580. (Page 20.)

Figure 9. *Davallites richardsoni* Dawson. Hypotype. G.S.C. No. 6676 x 2. Loc. 2243. (Page 20.)

Figure 10. *Davallites richardsoni* Dawson. Hypotype, G.S.C. No. 6685 x 4. Loc. 2243. (Page 20.)

PLATE III

Figure 1. *Davallites richardsoni* Dawson. Hypotype, G.S.C. No. 6686 x 4. Loc. 1580. (Page 20.)

Figure 2. *Onoclea hebridica* (Forbes) Bell. Hypotype, G.S.C. No. 675. Loc. 3826. (Page 22.)

Figure 3. *Allantodiopsis erosa* (Lesquereux) Knowlton and Maxon. Hypotype, G.S.C. No. 6465. Loc. 3771. (Page 21.)

Figure 4. *Onoclea hebridica* (Forbes) Bell. Hypotype, G.S.C. No. 6509. Loc. 3826. (Page 22.)

Figure 5. *Dryopteris kennerlyi* (Newberry) Knowlton. G.S.C. No. 5631. Loc. 2245. (Page 22.)

Figure 6. *Allantodiopsis erosa* (Lesquereux) Knowlton and Maxon. Hypotype, G.S.C. No. 6546 x 2. Loc. 1304. (Page 21.)

Figure 7. *Dryopteris kennerlyi* (Newberry) Knowlton. Hypotype, G.S.C. No. 6691. Loc. 3826. (Page 22.)

Figure 8. *Davallites richardsoni* Dawson. Hypotype, G.S.C. No. 6683 x 4. Loc. 2243. (Page 20.)

Figure 9. *Allantodiopsis erosa* (Lesquereux) Knowlton and Maxon. Hypotype, G.S.C. No. 6461. Loc. 3771. (Page 21.)

1
2
3
4
5
6
7
8
9

PLATE IV



PLATE IV

Figure 1. *Sphenopteris hollicki* (Knowlton). Hypotype, G.S.C. No. 6405 x 2. Loc. 1304. (Page 23.)

Figure 2. *Cladophlebis* (*Gleichenites* ?) *castor* (Dawson). Holotype, G.S.C. No. 5606. Loc. 1584. (Page 23.)

Figure 3. *Cladophlebis* (*Gleichenites* ?) *usheri* n. sp. Paratype, G.S.C. No. 6672. Loc. 3768. (Page 24.)

Figure 4. *Cladophlebis* (*Gleichenites* ?) *castor* (Dawson). Holotype, G.S.C. No. 5606 x 2. Loc. 1584. (Page 23.)

Figure 5. *Sphenopteris hollicki* (Knowlton). Hypotype, G.S.C. No. 6405. Loc. 1304. (Page 23.)

Figure 6. *Asplenites tenellus* (Knowlton) Dorf. Hypotype, G.S.C. No. 646. Loc. 3768. (Page 22.)

Figure 7. *Cladophlebis* (*Gleichenites* ?) *castor* (Dawson). Hypotype, G.S.C. No. 6673. Loc. 1584. (Page 23.)

Figure 8. *Dryopteris kennerlyi* (Newberry) Knowlton. Hypotype, G.S.C. No. 6691 x 2. Loc. 3826. (Page 22.)

Figure 9. *Cladophlebis* (*Gleichenites* ?) *usheri* n. sp. Holotype, G.S.C. No. 6389. Loc. 3768. (Page 24.)

Figure 10. *Onoclea hebridica* (Forbes) Bell. Hypotype, G.S.C. No. 539. Loc. 3826. (Page 22.)

PLATE V

Figure 1. *Cladophlebis* (*Gleichenites* ?) *usheri* n. sp. Paratype, G.S.C. No. 677. Loc. 3768. (Page 24.)

Figure 2. *Cladophlebis* (*Dennstaedtia* ?) *columbiana* Dawson. Hypotype, G.S.C. No. 6484. Loc. 4210. (Page 25.)

Figure 3. *Cladophlebis* (*Gleichenites*) *vahliana* Heer. Hypotype, G.S.C. No. 6392. Loc. 3768. (Page 19.)

Figure 4. *Cladophlebis* (*Dennstaedtia* ?) *columbiana* Dawson. Hypotype, G.S.C. No. 6466. Loc. 3771. (Page 25.)

Figure 5. *Cladophlebis* (*Dennstaedtia* ?) *columbiana* Dawson. Hypotype, G.S.C. No. 6678. Loc. 1304. (Page 25.)

Figure 6. *Cladophlebis* (*Dennstaedtia* ?) *columbiana* Dawson. Hypotype, G.S.C. No. 672. Loc. 1304. (Page 25.)

Figure 7. *Cladophlebis* (*Gleichenites* ?) *usheri* n. sp. Holotype, G.S.C. No. 6389 x 2. Loc. 3768. (Page 24.)

Figure 8. *Cladophlebis* sp. A. G.S.C. No. 687. Loc. 4210. (Page 26.)

Figure 9. *Cladophlebis* sp. A. G.S.C. No. 6391. Loc. 3768. (Page 26.)


1
2
3
4
5
6
7
8
9

PLATE VI



PLATE VI

Figure 1. *Cladophlebis* (*Dennstaedtia* ?) *columbiana* Dawson. Syntype, G.S.C. No. 5658. Loc. 1304. (Page 25.)

Figure 2. *Cladophlebis* (*Dennstaedtia* ?) *columbiana* Dawson. Hypotype, G.S.C. No. 6473 x 2. Loc. 3771. (Page 25.)

Figure 3. *Cladophlebis* (*Dennstaedtia* ?) *columbiana* Dawson. Hypotype, G.S.C. No. 6466 x 4. Loc. 3771. (Page 25.)

Figure 4. *Cladophlebis* sp. B. G.S.C. No. 6672 x 2. Loc. 4211. (Page 26.)

Figure 5. *Cladophlebis* (*Dennstaedtia* ?) *columbiana* Dawson. Hypotype, G.S.C. No. 6393. Loc. 3858. (Page 25.)

Figure 6. *Cladophlebis* (*Dennstaedtia* ?) *columbiana* Dawson. Hypotype, G.S.C. No. 6678 x 2. Loc. 1304. (Page 25.)

PLATE VII

Figure 1. *Ginkgo dawsoni* (Knowlton). Syntype, G.S.C. No. 5609. Loc. 3240. (Page 29.)

Figure 2. *Ginkgo dawsoni* (Knowlton). Hypotype, G.S.C. No. 6558. Loc. 3240. (Page 29.)

Figure 3. *Cladophlebis* (*Dennstaedtia* ?) *columbiana* Dawson. Syntype, G.S.C. No. 5679. Loc. 1304. (Page 25.)

Figure 4. *Ginkgo dawsoni* (Knowlton). Syntype, G.S.C. No. 5683. Loc. 3240. (Page 29.)

Figure 5. *Glyptostrobus comoxensis* n. sp. Paratype, G.S.C. No. 6697. Loc. 3768. (Page 32.)

Figure 6. *Glyptostrobus comoxensis* n. sp. Paratype, G.S.C. No. 6379 x 2. Loc. 3768. (Page 32.)

Figure 7. *Pseudoctenis latipennis* (Heer) Seward. Hypotype, G.S.C. No. 6426. Loc. 3120. (Page 26.)


1
2
3
4
5
6
7

PLATE VIII

PLATE VIII

Pseudoctenis latipennis (Heer) Seward. Hypotype, G.S.C. No. 6690. Loc. 3768. (Page 26.)

PLATE IX

Pseudoctenis latipennis (Heer) Seward. Hypotype, G.S.C. No. 6396. Loc. 3120. (Page 26.)

PLATE X

PLATE X

Figure 1. *Glyptostrobus comoxensis* n. sp. Paratype, G.S.C. No. 6383. Loc. 3768. (Page 32.)

Figure 2. *Glyptostrobus comoxensis* n. sp. Paratype, G.S.C. No. 6377 x 2. Loc. 3768. (Page 32.)

Figure 3. *Pseudoctenis latipennis* (Heer) Seward. Hypotype, G.S.C. No. 6398. Loc. 3120. (Page 26.)

PLATE XI

Figure 1. *Nilssonia vancouverensis* (Dawson). Hypotype, G.S.C. No. 5620 x 2. Loc. 1722. (Page 27.)

Figure 2. *Nilssonia vancouverensis* (Dawson). Hypotype, G.S.C. No. 6403. Loc. 3768. (Page 27.)

Figure 3. *Metasequoia cuneata* (Newberry) Chaney pars. Hypotype, G.S.C. No. 6507. Loc. 3858. (Page 31.)

Figure 4. *Nilssonia vancouverensis* (Dawson). Syntype, G.S.C. No. 5657. Loc. 3239. (Page 27.)

Figure 5. *Metasequoia cuneata* (Newberry) Chaney pars. Hypotype, G.S.C. No. 5618. Loc. 1580. (Page 31.)

Figure 6. *Metasequoia cuneata* (Newberry) Chaney pars. Hypotype, G.S.C. No. 6476. Loc. 3771. (Page 31.)


1
2
3
4
5
6

PLATE XII



PLATE XII

Figure 1. *Metasequoia cuneata* (Newberry) Chaney pars. Hypotype, G.S.C. No. 606. Loc. 3858. (Page 31.)

Figure 2. *Metasequoia cuneata* (Newberry) Chaney pars. Hypotype, G.S.C. No. 6388. Loc. 3768. (Page 31.)

Figure 3. *Metasequoia cuneata* (Newberry) Chaney pars. Hypotype, G.S.C. No. 5639. Loc. 3240. (Page 31.)

Figure 4. *Zamites* sp. G.S.C. No. 596. Loc. 3038. (Page 29.)

Figure 5. *Nilssonia vancouverensis* (Dawson). Hypotype, G.S.C. No. 6402. Loc. 3768. (Page 27.)

Figure 6. *Zamites* sp. G.S.C. No. 595. Loc. 3038. (Page 29.)

PLATE XIII

Figure 1. *Nilssonia serotina* Heer. Hypotype, G.S.C. No. 6463. Loc. 3770. (Page 28.)

Figure 2. *Metasequoia cuneata* (Newberry) Chaney pars. Hypotype, G.S.C. No. 6694. Loc. 3858. (Page 31.)

Figure 3. *Amentotaxus* cf. *campbelli* (Gardner) Florin. G.S.C. No. 6400. Loc. 3768. (Page 30.)

Figure 4. *Amentotaxus* cf. *campbelli* (Gardner) Florin. G.S.C. No. 6401 x 2. Loc. 3768. (Page 30.)



1

2

3



4

PLATE XIV



1



2

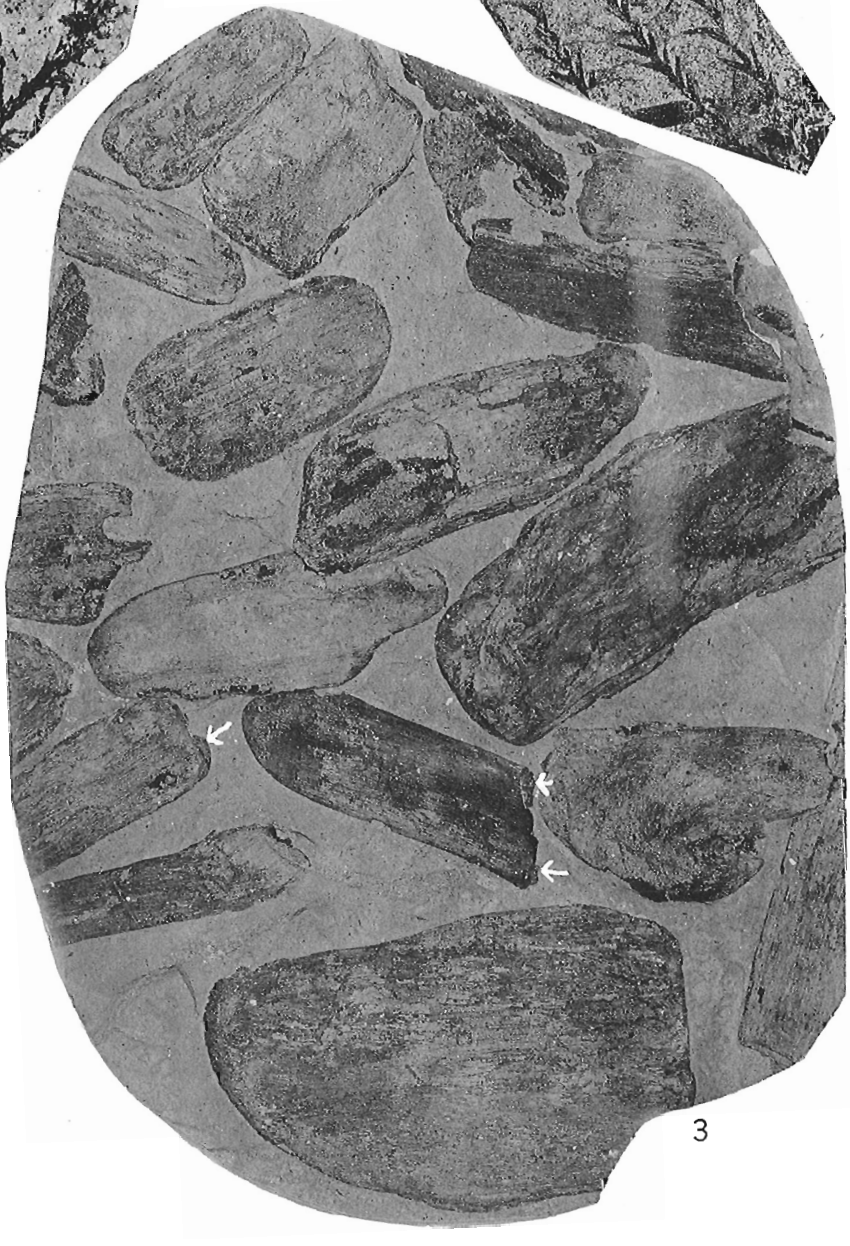

3

PLATE XIV

Figure 1. *Glyptostrobus comoxensis* n. sp. Holotype, G.S.C. No. 680. Loc. 3768. (Page 32.)

Figure 2. *Glyptostrobus comoxensis* n. sp. Paratype, G.S.C. No. 6385. Loc. 3768. (Page 32.)

Figure 3. *Nilssonia* cf. *mehli* Berry. G.S.C. No. 6406. Loc. 3768. (Page 29.)

PLATE XV

Figure 1. *Glyptostrobus comoxensis* n. sp. Paratype, G.S.C. No. 6384. Loc. 3768. (Page 32.)

Figure 2. *Glyptostrobus comoxensis* n. sp. Paratype, G.S.C. No. 6536. Loc. 3768. (Page 32.)

Figure 3. *Glyptostrobus comoxensis* n. sp. Paratype, G.S.C. No. 6697 x 2. Loc. 3768. (Page 32.)

Figure 4. *Glyptostrobus comoxensis* n. sp. Paratype, G.S.C. No. 678. Loc. 3768. (Page 32.)

Figure 5. *Glyptostrobus comoxensis* n. sp. Holotype, G.S.C. No. 680 x 2. Loc. 3768. (Page 32.)

Figure 6. *Glyptostrobus comoxensis* n. sp. Paratype, G.S.C. No. 679 x 2. Loc. 3768. (Page 32.)

1

2

3

4



5

6

PLATE XVI

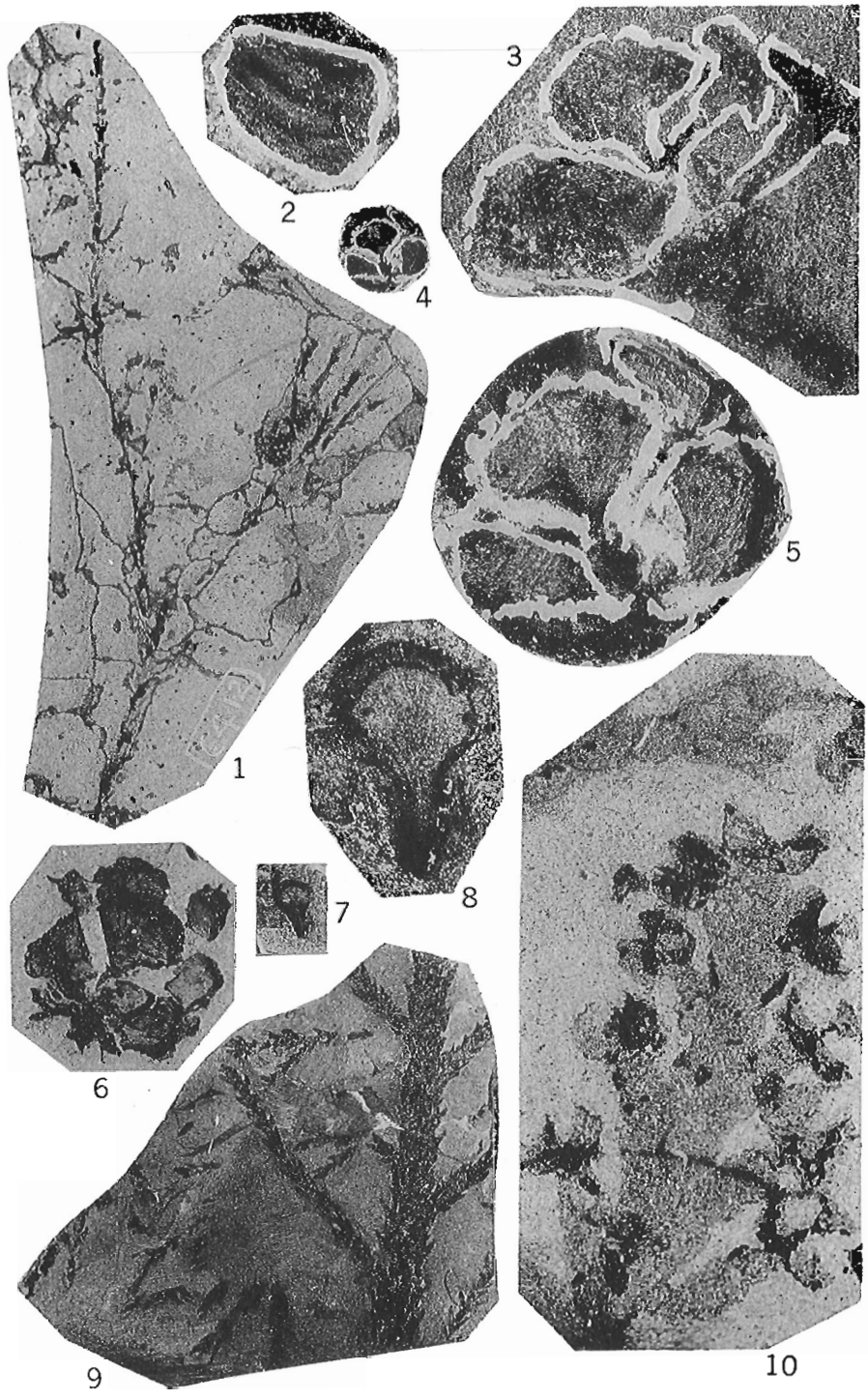

PLATE XVI

Figure 1. *Glyptostrobus comoxensis* n. sp. Paratype, G.S.C. No. 6412. Loc. 3768. (Page 32.)

Figure 2. *Glyptostrobus comoxensis* n. sp. Paratype, G.S.C. No. 659 x 4. Loc. 3768. (Page 32.)

Figure 3. *Glyptostrobus comoxensis* n. sp. Paratype, G.S.C. No. 656 x 4. Loc. 3768. (Page 32.)

Figure 4. *Glyptostrobus comoxensis* n. sp. Paratype, G.S.C. No. 6381. Loc. 3768. (Page 32.)

Figure 5. *Glyptostrobus comoxensis* n. sp. Paratype, G.S.C. No. 6381 x 4. Loc. 3768. (Page 32.)

Figure 6. *Glyptostrobus comoxensis* n. sp. Paratype, G.S.C. No. 6376 x 2. Loc. 3768. (Page 32.)

Figure 7. *Glyptostrobus comoxensis* n. sp. Paratype, G.S.C. No. 6696. Loc. 3768. (Page 32.)

Figure 8. *Glyptostrobus comoxensis* n. sp. Paratype, G.S.C. No. 6696 x 4. Loc. 3768. (Page 32.)

Figure 9. *Glyptostrobus comoxensis* n. sp. Paratype, No. 6386. Loc. 3769. (Page 32.)

Figure 10. *Thuites corpulentus* n. sp. Paratype, G.S.C. No. 6373 x 4. Loc. 3768. (Page 35.)

PLATE XVII

Figure 1. *Metasequoia cuneata* (Newberry) Chaney pars. Hypotype, G.S.C. No. 6497. Loc. 3858. (Page 31.)

Figure 2. *Glyptostrobus comoxensis* n. sp. Paratype, G.S.C. No. 658 x 4. Loc. 3768. (Page 32.)

Figure 3. *Thuites corpulentus* n. sp. Paratype, G.S.C. No. 6375. Loc. 3768. (Page 35.)

Figure 4. *Sparganium* sp. G.S.C. No. 670 x 2. Loc. 3826. (Page 36.)

Figure 5. *Glyptostrobus comoxensis* n. sp. Paratype, G.S.C. No. 657. Loc. 3768. (Page 32.)

Figure 6. *Glyptostrobus comoxensis* n. sp. Paratype, No. 6695 x 4. Loc. 3768. (Page 32.)

Figure 7. *Metasequoia cuneata* (Newberry) Chaney pars. Hypotype, G.S.C. No. 6529. Loc. 3826. (Page 31.)


1
S
2
3
4
5
6
7

PLATE XVIII



PLATE XVIII

Figure 1. *Thuites corpulentus* n. sp. Paratype, G.S.C. No. 631 x 2. Loc. 3768. (Page 35.)

Figure 2. *Thuites corpulentus* n. sp. Paratype, G.S.C. No. 686 x 3. Loc. 3768. (Page 35.)

Figure 3. *Sparganium* sp. G.S.C. No. 662. Loc. 3858 (Page 36.)

Figure 4. *Thuites corpulentus* n. sp. Paratype, G.S.C. No. 6379. Loc. 3768. (Page 35.)

Figure 5. *Sparganium* sp. G.S.C. No. 662 x 4. Loc. 3858. (Page 36.)

Figure 6. *Thuites corpulentus* n. sp. Paratype, G.S.C. No. 6374. Loc. 3768. (Page 35.)

Figure 7. *Sparganium* sp. G.S.C. No. 668 x 2. Loc. 3768. (Page 36.)

Figure 8. *Thuites corpulentus* n. sp. Holotype, G.S.C. No. 6372. Loc. 3768. (Page 35.)

Figure 9. *Dammarites microlepis* (Heer). Hypotype, G.S.C. No. 660. Loc. 3858. (Page 34.)

Figure 10. *Sparganium* sp. G.S.C. No. 668. Loc. 3768. (Page 36.)

Figure 11. *Thuites corpulentus* n. sp. Paratype, G.S.C. No. 597 x 2. Loc. 3034. (Page 35.)

Figure 12. *Thuites corpulentus* n. sp. Paratype, G.S.C. No. 597. Loc. 3034. (Page 35.)

Figure 13. *Thuites corpulentus* n. sp. Paratype, G.S.C. No. 6375 x 2. Loc. 3768. (Page 35.)

PLATE XIX

Figure 1. *Sparganium* sp. G.S.C. No. 582. Loc. 3826. (Page 36.)

Figure 2. *Dammarites robinsi* (Dawson). Hypotype, G.S.C. No. 5613. Loc. 296. (Page 33.)

Figure 3. *Sparganium* sp. G.S.C. No. 582 x 4. Loc. 3826. (Page 36.)

Figure 4. *Dammarites robinsi* (Dawson). Holotype, G.S.C. No. 5659. Loc. 3239. (Page 33.)

Figure 5. *Protophyllocladus polymorpha* (Lesquereux) Berry. Hypotype, G.S.C. No. 6413. Loc. 3768. (Page 35.)

Figure 6. *Dammarites robinsi* (Dawson). Hypotype, G.S.C. No. 6401. Loc. 3768. (Page 33.)


1
2
3
4
5
6

PLATE XX

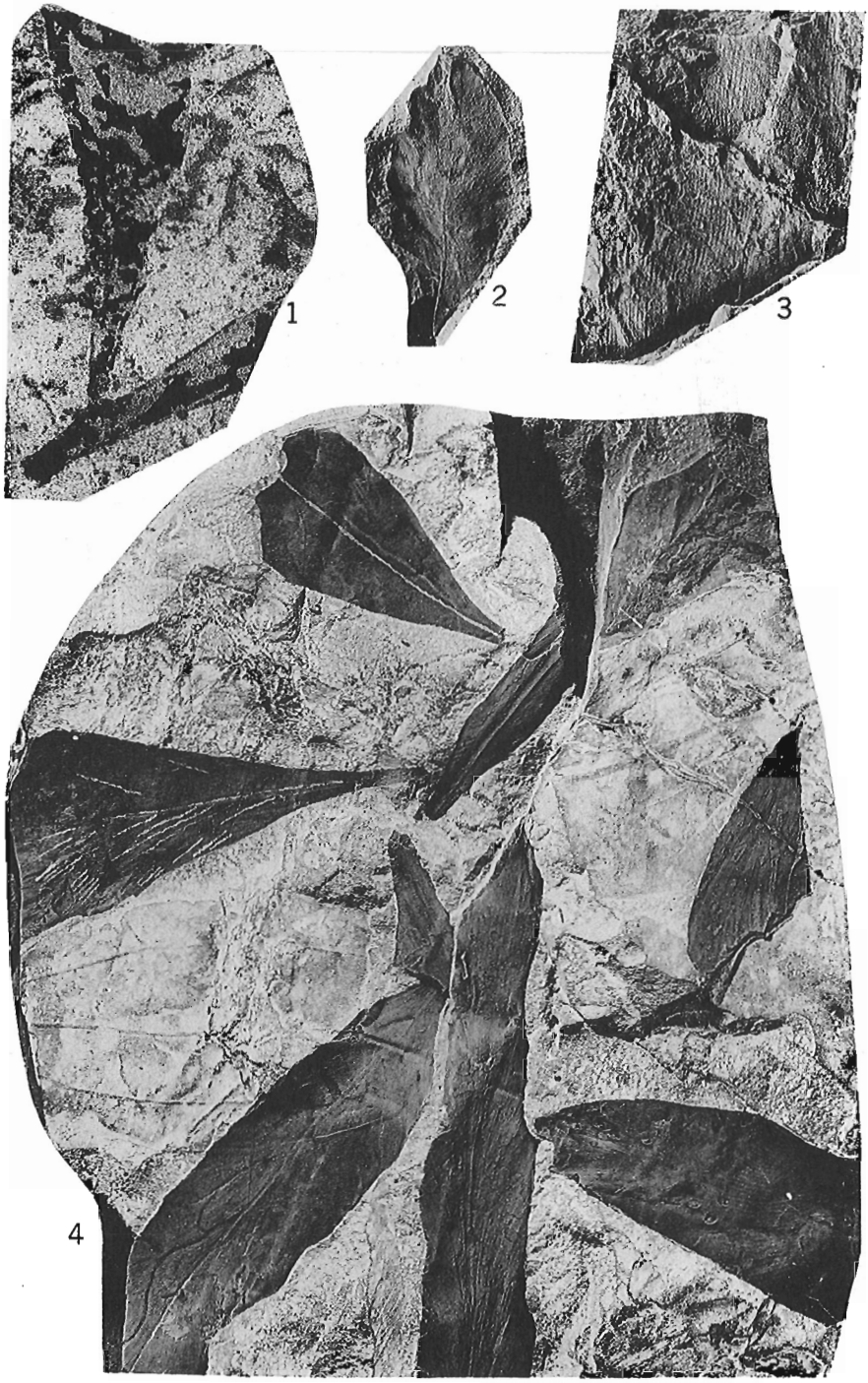

PLATE XX

Figure 1. *Protophyllocladus polymorpha* (Lesquereux) Berry. Hypotype, G.S.C. No. 611 x 2. Loc. 3768. (Page 35.)

Figure 2. *Protophyllocladus polymorpha* (Lesquereux) Berry. Hypotype, G.S.C. No. 6409. Loc. 3768. (Page 35.)

Figure 3. *Sparganium* sp. G.S.C. No. 540. Loc. 3826. (Page 36.)

Figure 4. *Protophyllocladus polymorpha* (Lesquereux) Berry. Hypotype, G.S.C. No. 6408. Loc. 3768. (Page 35.)

PLATE XXI

Figure 1. *Protophyllocladus polymorpha* (Lesquereux) Berry. Hypotype, G.S.C. No. 6407. Loc. 3768. (Page 35.)

Figure 2. *Alnus perantiqua* (Dawson). Hypotype, G.S.C. No. 6447. Loc. 3768. (Page 38.)

Figure 3. *Protophyllocladus polymorpha* (Lesquereux) Berry. Hypotype, G.S.C. No. 6411. Loc. 3768. (Page 35.)

Figure 4. *Alnus perantiqua* (Dawson). Hypotype, G.S.C. No. 6449. Loc. 3768. (Page 38.)

Figure 5. *Protophyllocladus polymorpha* (Lesquereux) Berry. Hypotype, G.S.C. No. 6506. Loc. 3858. (Page 35.)

Figure 6. *Alnus perantiqua* (Dawson). Holotype, G.S.C. No. 5632. Loc. 1576. (Page 38.)


1
2
3
4
5
6

PLATE XXII



PLATE XXII

Figure 1. *Alnus perantiqua* (Dawson). Hypotype, G.S.C. No. 5635. Loc. 1722. (Page 38.)

Figure 2. *Alnus perantiqua* (Dawson). Hypotype, G.S.C. No. 6446. Loc. 3768. (Page 38.)

Figure 3. *Alnus perantiqua* (Dawson). Hypotype, G.S.C. No. 6448. Loc. 3768. (Page 38.)

Figure 4. *Alnus perantiqua* (Dawson). Hypotype, G.S.C. No. 5645. Loc. 3768. (Page 38.)

Figure 5. *Geonomites imperialis* (Dawson). Hypotype, G.S.C. No. 6464 x ½. Loc. 3771. (Page 37.)

PLATE XXIII

Figure 1. *Dryophyllum elongatum* Dawson. Hypotype, G.S.C. No. 6700. Loc. 3240. (Page 39.)

Figure 2. *Geonomites imperialis* (Dawson). Holotype, G.S.C. No. 5622a. Loc. 2244. (Page 37.)

1
2

PLATE XXIV



PLATE XXIV

Figure 1. *Dryophyllum elongatum* Dawson. Hypotype, G.S.C. No. 5596. Loc. 3240. (Page 39.)

Figure 2. *Dryophyllum elongatum* Dawson. Holotype, G.S.C. No. 5646. Loc. 3240. (Page 39.)

Figure 3. *Geonomites imperialis* (Dawson). Hypotype, G.S.C. No. 5622. Loc. 1723. Page 37.)

Figure 4. *Dryophyllum elongatum* Dawson. Hypotype, G.S.C. No. 5599. Loc. 3240. (Page 39.)

PLATE XXV

Figure 1. *Dryophyllum ripleyensis* (Berry). Hypotype, G.S.C. No. 538. Loc. 3826. (Page 41.)

Figure 2. *Dryophyllum elongatum* Dawson. Hypotype, G.S.C. No. 5601. Loc. 3240. (Page 39.)

Figure 3. *Dryophyllum furcinervosum* n. sp. Holotype, G.S.C. No. 6486. Loc. 4210. (Page 40.)

Figure 4. *Protophyllocladus polymorpha* (Lesquereux) Berry. Hypotype, G.S.C. No. 6693. Loc. 3858. (Page 35.)

Figure 5. *Populus* sp. G.S.C. No. 584. Loc. 3826. (Page 38.)


1
2
3
4
5

PLATE XXVI



PLATE XXVI

Figure 1. *Quercus ? richardsoni* n. sp. Paratype, G.S.C. No. 598. Loc. 3032. (Page 42.)

Figure 2. *Dryophyllum fallax* (Dawson). Holotype, G.S.C. No. 5660. Loc. 3239. (Page 40.)

Figure 3. *Dryophyllum fallax* (Dawson). Hypotype, G.S.C. No. 653. Loc. 3239. (Page 40.)

Figure 4. *Zelkova* sp. G.S.C. No. 6485. Loc. 4210. (Page 43.)

Figure 5. *Quercus* cf. *pseudowestfalica* Berry. G.S.C. No. 6510. Loc. 3858. (Page 43.)

PLATE XXVII

Figure 1. *Quercus ? richardsoni* n. sp. Paratype, G.S.C. No. 5607. Loc. 1576. (Page 42.)

Figure 2. *Quercus ? richardsoni* n. sp. Paratype, G.S.C. No. 639. Loc. 3032. (Page 42.)

Figure 3. *Quercus ? richardsoni* n. sp. Syntypes, G.S.C. Nos. 6553a-c. Loc. 3032. (Page 42.)

Figure 4. *Quercus* cf. *pseudowestfalica* Berry. G.S.C. No. 6511. Loc. 3858. (Page 43.)


1
2
3
4

PLATE XXVIII

PLATE XXVIII

Figure 1. *Quercus ? richardsoni* n. sp. Paratype, G.S.C. No. 6555. Loc. 3032. (Page 42.)

Figure 2. *Quercus ? richardsoni* n. sp. Paratype, G.S.C. No. 629. Loc. 3032. (Page 42.)

Figure 3. *Quercus ? richardsoni* n. sp. Paratype, G.S.C. No. 638. Loc. 3032. (Page 42.)

PLATE XXIX

Figure 1. *Dryophyllum whitmani* (Knowlton). Hypotype, G.S.C. No. 6535 x $\frac{4}{5}$ approx. Loc. 3826. (Page 41.)

Figure 2. *Dryophyllum whitmani* (Knowlton). Hypotype, G.S.C. No. 610 x $\frac{4}{5}$ approx. Loc. 3826. (Page 41.)



1

2

PLATE XXX

1

2

PLATE XXX

Figure 1. *Dryophyllum whitmani* (Knowlton). Hypotype, G.S.C. No. 6534. Loc. 3826. (Page 41.)

Figure 2. *Artocarpus occidentalis* (Dawson). Syntype, G.S.C. No. 5671 x $\frac{3}{4}$. Loc. 3239. (Page 44.)

PLATE XXXI

Figure 1. *Artocarpus ? occidentalis ?* (Dawson). Hypotype ?, G.S.C. No. 674. Loc. 3826. (Page 44.)

Figure 2. *Artocarpus ? occidentalis ?* (Dawson). Hypotype ?, G.S.C. No. 674 x 4. Loc. 3826. (Page 44.)

Figure 3. *Quercus ? richardsoni* n. sp. Paratype, G.S.C. No. 587. Loc. 3032. (Page 42.)

Figure 4. *Quercus ? richardsoni* n. sp. Paratype, G.S.C. No. 586. Loc. 3032. (Page 42.)

Figure 5. *Artocarpus occidentalis* (Dawson). Syntype, G.S.C. No. 5671a. Loc. 3239. (Page 44.)


1
2
3
4
5

PLATE XXXII



PLATE XXXII

Figure 1. *Nymphaeites* sp. G.S.C. No. 651. Loc. 3239. (Page 45.)

Figure 2. *Nymphaeites* sp. G.S.C. No. 652. Loc. 1576. (Page 45.)

Figure 3. *Liriodendron giganteum* Lesquereux. Hypotype, G.S.C. No. 5669. Loc. 1304. (Page 47.)

PLATE XXXIII

Figure 1. *Ficus* cf. *mississippiensis* (Lesquereux) Berry. G.S.C. No. 6470. Loc. 3771. (Page 44.)

Figure 2. *Cinnamomum trinervis* (Dawson). Syntype, G.S.C. No. 5691. Loc. 3240. (Page 49.)

Figure 3. *Cinnamomum trinervis* (Dawson). Syntype, G.S.C. No. 5690. Loc. 3240. (Page 49.)

Figure 4. *Cinnamomum trinervis* (Dawson). Hypotype, G.S.C. No. 599. Loc. 3240. (Page 49.)

Figure 5. *Ficus* cf. *mississippiensis* (Lesquereux) Berry. G.S.C. No. 6498. Loc. 3771. (Page 44.)

Figure 6. *Menispermum dauricumoides* n. sp. Paratype, G.S.C. No. 6443. Loc. 3768. (Page 46.)

1

2

3

4



5

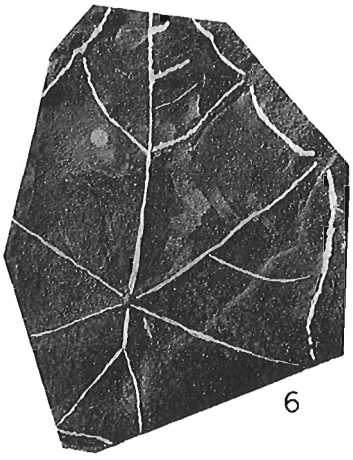

6

PLATE XXXIV



1



2

3



4

5

PLATE XXXIV

Figure 1. *Menispermum dauricumoides* n. sp. Holotype, G.S.C. No. 6442. Loc. 3768. (Page 46.)

Figure 2. *Liriodendron succedens* Dawson. Hypotype, G.S.C. No. 6440. Loc. 3768. (Page 48.)

Figure 3. *Menispermum dauricumoides* n. sp. Paratype, G.S.C. No. 583. Loc. 3768. (Page 46.)

Figure 4. *Liriodendron succedens* Dawson. Holotype, G.S.C. No. 5692. Loc. 3240. (Page 48.)

Figure 5. *Liriodendron succedens* Dawson. Hypotype, G.S.C. No. 6441. Loc. 3768. (Page 48.)

PLATE XXXV

Figure 1. *Cinnamomoides buckhami* n. sp. Holotype, G.S.C. No. 5670. Loc. 3239. (Page 49.)

Figure 2. *Trochodendroides* (*Cercidiphyllum*) *arctica* (Heer). Hypotype, G.S.C. No. 5627. Loc. 1721. (Page 45.)

Figure 3. *Menispermites acutilobus* Lesquereux. Hypotype, G.S.C. No. 6479. Loc. 3769. (Page 46.)



1



2

3

PLATE XXXVI



PLATE XXXVI

Figure 1. *Laurophyllum insigne* Dawson. Hypotype, G.S.C. No. 6425. Loc. 3240. (Page 51.)

Figure 2. *Laurophyllum insigne* Dawson. Syntype, G.S.C. No. 5675. Loc. 3240. (Page 51.)

Figure 3. *Chrysobalanus nervillosus* n. sp. Paratype, G.S.C. No. 643. Loc. 3858. (Page 54.)

Figure 4. *Laurus asiminoides* ? Berry. Hypotype ?, G.S.C. No. 5646. Loc. 3240. (Page 50.)

Figure 5. *Menispermites torosus* n. sp. Holotype, G.S.C. No. 6451. Loc. 3768. (Page 47.)

PLATE XXXVII

Figure 1. *Laurophyllum insigne* Dawson. Hypotype, G.S.C. No. 681. Loc. 3240. (Page 51.)

Figure 2. *Chrysobalanus nervillosus* n. sp. Paratype, G.S.C. No. 642. Loc. 3858. (Page 54.)

Figure 3. *Chrysobalanus nervillosus* n. sp. Paratype, G.S.C. No. 645. Loc. 3768. (Page 54.)

Figure 4. *Chrysobalanus nervillosus* n. sp. Paratype, G.S.C. No. 6552. Loc. 3240. (Page 54.)

Figure 5. *Platanus affinis* Lesquereux. Hypotype, G.S.C. No. 6513. Loc. 3826. (Page 52.)


1
2
3
4
5

1

2



3

PLATE XXXVIII

Figure 1. *Chrysobalanus nervillosus* n. sp. Holotype, G.S.C. No. 626. Loc. 3240. (Page 54.)

Figure 2. *Chrysobalanus nervillosus* n. sp. Paratype, G.S.C. No. 627. Loc. 3240. (Page 54.)

Figure 3. *Capparites* sp. G.S.C. No. 6487, and *Leguminosites rhamnifolioides* n. sp. Holotype, G.S.C. No. 6488. Loc. 4210. (Pages 51, 56.)

PLATE XXXIX

Figure 1. *Platanus affinis* Lesquereux. Hypotype, G.S.C. No. 544. Loc. 3768. (Page 52.)

Figure 2. *Dalbergites borealis* (Heer) Seward. Hypotype, G.S.C. No. 650. Loc. 3239. (Page 55.)

Figure 3. *Chrysobalanus nervillosus* n. sp. Paratype, G.S.C. No. 5642. Loc. 3240. (Page 54.)

Figure 4. *Platanus affinis* Lesquereux. Hypotype, G.S.C. No. 6556. Loc. 3032. (Page 52.)

Figure 5. *Platanus affinis* Lesquereux. Hypotype, G.S.C. No. 6444. Loc. 3768. (Page 52.)

Figure 6. *Philadelphus normalis* n. sp. Paratype, G.S.C. No. 6501. Loc. 3858. (Page 52.)


1

2

3

4


5

6

PLATE XL



PLATE XL

Figure 1. *Pyrus* sp. G.S.C. No. 6523. Loc. 3826. (Page 54.)

Figure 2. *Leguminosites probalsamifera* (Dawson). Hypotype, G.S.C. No. 640. Loc. 3032. (Page 56.)

Figure 3. *Leguminosites rhamnifolioides* n. sp. Paratype, G.S.C. No. 564. Loc. 1304 ?, (Page 56.)

Figure 4. *Philadelphus normalis* n. sp. Holotype, G.S.C. No. 6500. Loc. 3858. (Page 52.)

Figure 5. *Platanus nanaimo* (Dawson). Holotype, G.S.C. No. 5637. Loc. 1576. (Page 54.)

PLATE XLI

Figure 1. *Chrysobalanus nervillosus* n. sp. Paratype, G.S.C. No. 627 x 4. Loc. 3240. (Page 54.)

Figure 2. *Chrysobalanus nervillosus* n. sp. Paratype, G.S.C. No. 6541. Loc. 3240. (Page 54.)

Figure 3. *Pyrus* sp. G.S.C. No. 6523 x 2. Loc. 3826. (Page 54.)

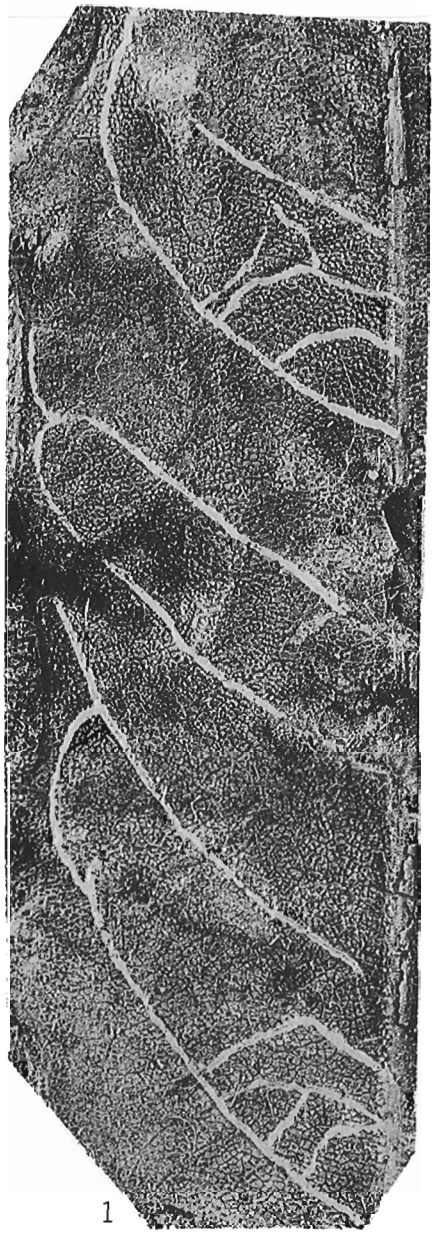

1

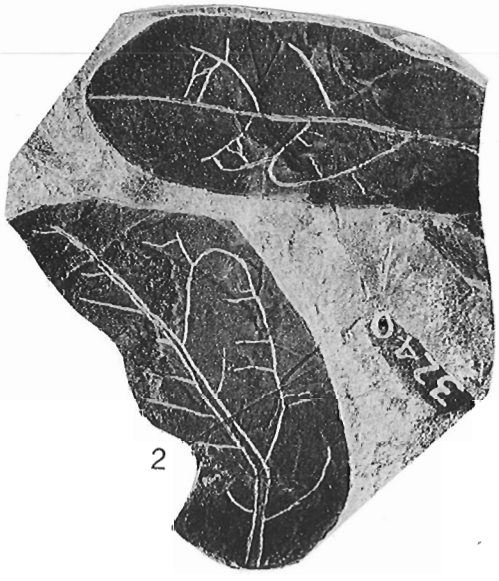

2

3


1
2
3
4
5
6
7

PLATE XLII

Figure 1. *Leguminosites probalsamifera* (Dawson). Holotype, G.S.C. No. 5641. Loc. 3240. (Page 56.)

Figure 2. *Leguminosites probalsamifera* (Dawson). Hypotype, G.S.C. No. 603. Loc. 3038. (Page 56.)

Figure 3. *Leguminosites rhamnifolioides* n. sp. Paratype, G.S.C. No. 563. Loc. 1576. (Page 56.)

Figure 4. *Leguminosites rhamnifolioides* n. sp. Paratype, G.S.C. No. 565. Loc. 3858. (Page 56.)

Figure 5. *Leguminosites* (*Cassia* ?) sp. G.S.C. No. 6543. Loc. 3240. (Page 57.)

Figure 6. *Platanus affinis* Lesquereux. Hypotype, G.S.C. No. 5685. Loc. 1304. (Page 52.)

Figure 7. *Leguminosites probalsamifera* (Dawson). Hypotype, G.S.C. No. 604. Loc. 3034. (Page 56.)

PLATE XLIII

Figure 1. *Phaseolites manhassettensis* Hollick. Hypotype, G.S.C. No. 561. Loc. 3240. (Page 57.)

Figure 2. *Bauhinia* ? *gigantea* Newberry. Hypotype, G.S.C. No. 6454. Loc. 3768. (Page 55.)

Figure 3. *Bauhinia* ? *gigantea* Newberry. Hypotype, G.S.C. No. 6453. Loc. 3768. (Page 55.)

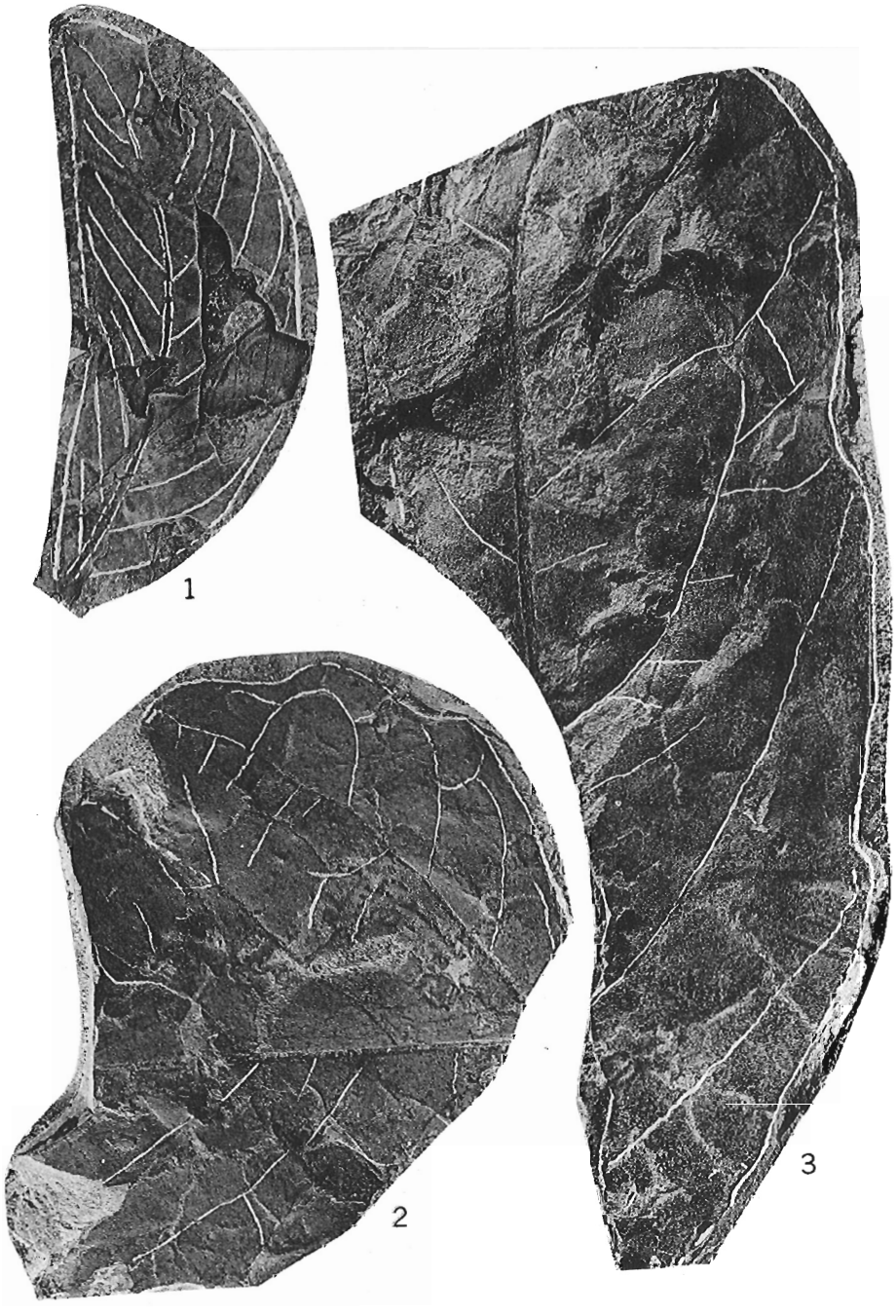
1
2
3

PLATE XLIV

1

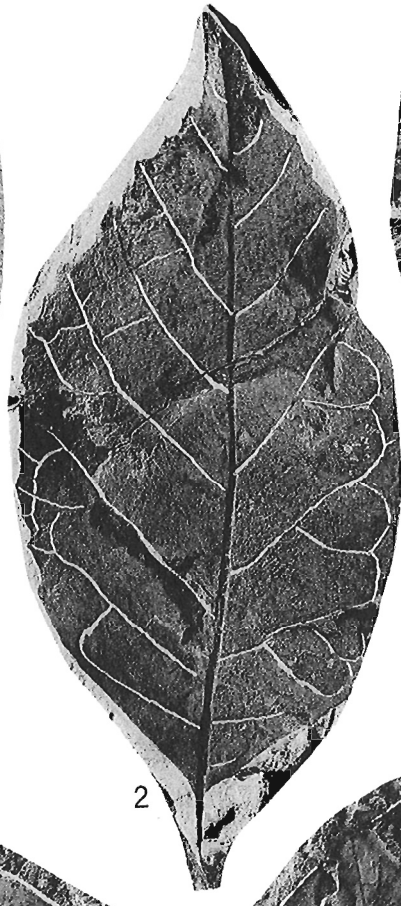

2

3



4

PLATE XLIV

Figure 1. *Rhamnites eminens* (Dawson). Hypotype, G.S.C. No. 6526. Loc. 3858. (Page 62.)

Figure 2. *Celastrinites wardii* (Knowlton). Hypotype, G.S.C. No. 6512. Loc. 3858. (Page 58.)

Figure 3. *Phaseolites manhassettensis* Hollick. Hypotype, G.S.C. No. 628. Loc. 3240. (Page 57.)

Figure 4. *Phaseolites manhassettensis* Hollick. Hypotype, G.S.C. No. 560. Loc. 3240. (Page 57.)

PLATE XLV

Figure 1. *Celastrophyllum perryi* Berry. Hypotype, G.S.C. No. 6514. Loc. 3858. (Page 58.)

Figure 2. *Celastrinites wardii* (Knowlton). Hypotype, G.S.C. No. 6477. Loc. 3771. (Page 58.)

Figure 3. *Staphylea usheri* n. sp. Holotype, G.S.C. No. 6531. Loc. 3826. (Page 59.)

Figure 4. *Staphylea usheri* n. sp. Paratype, G.S.C. No. 542. Loc. 3826. (Page 59.)

Figure 5. *Celastrinites wardii* (Knowlton). Hypotype, G.S.C. No. 6496. Loc. 3858. (Page 58.)

Figure 6. *Staphylea usheri* n. sp. Paratype, G.S.C. No. 541. Loc. 3826. (Page 59.)


1
2
3
4
5
6

PLATE XLVI



PLATE XLVI

Figure 1. *Rhamnites eminens* (Dawson). Hypotype, G.S.C. No. 559. Loc. 3768. (Page 62.)

Figure 2. *Rhamnites eminens* (Dawson). Hypotype, G.S.C. No. 5649. Loc. 3240. (Page 62.)

Figure 3. *Rhamnites eminens* (Dawson). Hypotype, G.S.C. No. 6421. Loc. 3768. (Page 62.)

Figure 4. *Celastrinites wardii* (Knowlton). Hypotype, G.S.C. No. 6499. Loc. 3858. (Page 58.)

Figure 5. *Rhamnites eminens* (Dawson). Hypotype, G.S.C. No. 5600. Loc. 3240. (Page 62.)

PLATE XLVII

Figure 1. *Rhamnites eminens* (Dawson) Hypotype, G.S.C. No. 6527. Loc. 3858. (Page 62.)

Figure 2. *Rhamnites eminens* (Dawson). Holotype, G.S.C. No. 5667. Loc. 1304. (Page 62.)

Figure 3. *Rhamnites eminens* (Dawson). Hypotype, G.S.C. No. 6473. Loc. 3771. (Page 62.)

Figure 4. *Rhamnites eminens* (Dawson). Hypotype, G.S.C. No. 6419. Loc. 3768. (Page 62.)

Figure 5. *Rhamnites eminens* (Dawson). Hypotype, G.S.C. No. 5663. Loc. 1304. (Page 62.)

1
2
3
4
5

PLATE XLVIII



PLATE XLVIII

Figure 1. *Rhamnites eminens* (Dawson). Hypotype, G.S.C. No. 6490. Loc. 3240. (Page 62.)

Figure 2. *Rhamnites eminens* (Dawson). Hypotype, G.S.C. No. 558. Loc. 3768. (Page 62.)

Figure 3. *Rhamnites eminens* (Dawson). Hypotype, G.S.C. No. 5694. Loc. 3240. (Page 62.)

Figure 4. *Rhamnites eminens* (Dawson). Hypotype, G.S.C. No. 5647. Loc. 3240. (Page 62.)

Figure 5. *Rhamnites eminens* (Dawson). Hypotype, G.S.C. No. 5594. Loc. 3240. (Page 62.)

PLATE XLIX

Figure 1. *Rhamnites eminens* (Dawson). Hypotype, G.S.C. No. 6489. Loc. 3240. (Page 62.)

Figure 2. *Rhamnites eminens* (Dawson). Hypotype, G.S.C. No. 5597. Loc. 3240. (Page 62.)

Figure 3. *Rhamnites eminens* (Dawson). Hypotype, G.S.C. No. 6423. Loc. 3240. (Page 62.)

Figure 4. *Rhamnites eminens* (Dawson). Hypotype, G.S.C. No. 5634. Loc. 1721. (Page 62.)

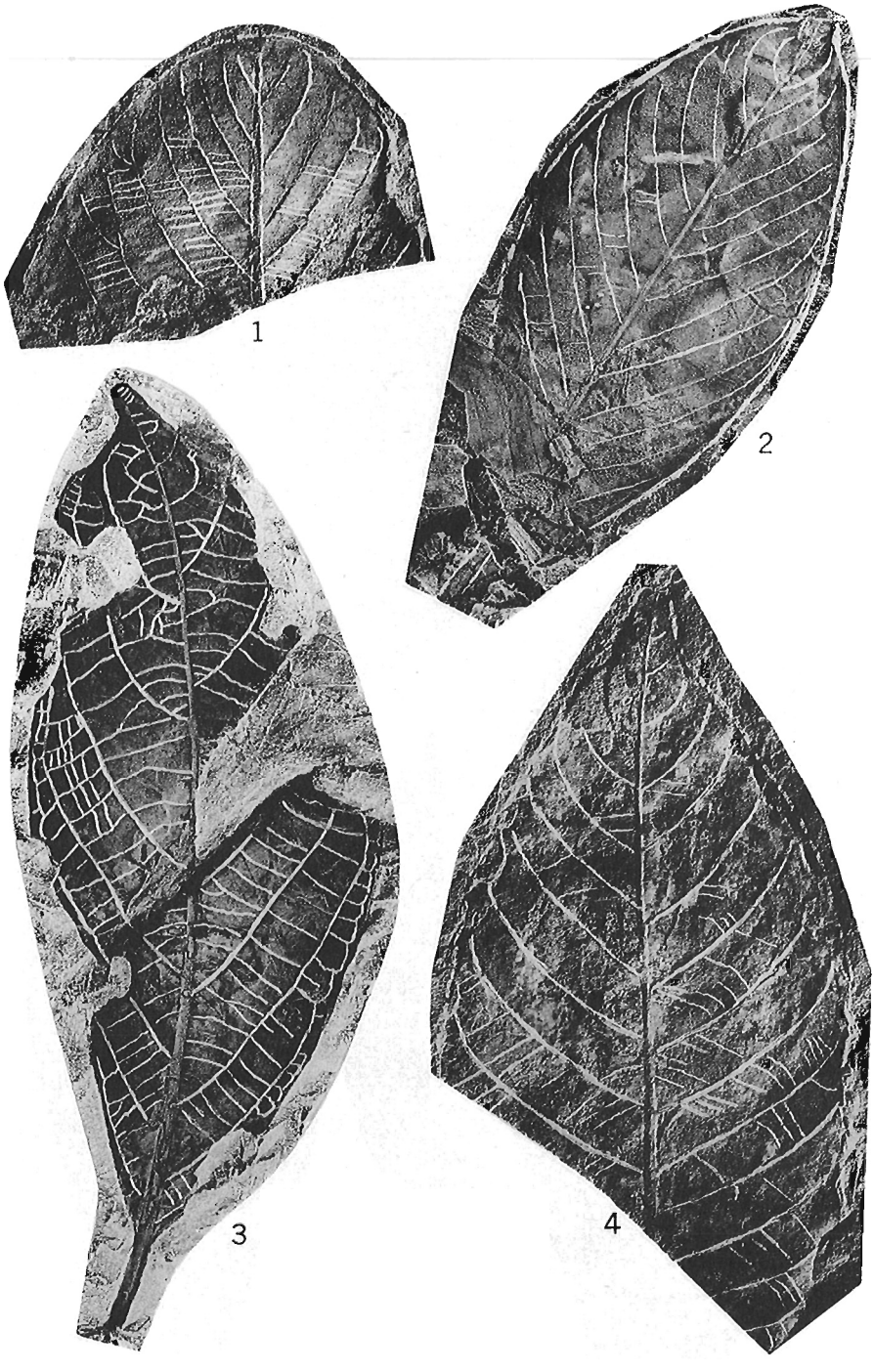
1
2
3
4

PLATE L



PLATE L

Figure 1. *Sapindus pacificus* (Dawson). Hypotype, G.S.C. No. 6417. Loc. 3768. (Page 61.)

Figure 2. *Cupanites crenularis* n. sp. Paratype, G.S.C. No. 6433. Loc. 3768. (Page 60.)

Figure 3. *Cupanites crenularis* n. sp. Paratype, G.S.C. No. 6434. Loc. 3768. (Page 60.)

Figure 4. *Sapindus pacificus* (Dawson). Hypotype, G.S.C. No. 6557. Loc. 3768. (Page 61.)

Figure 5. *Rhamnites eminens* (Dawson). Hypotype, G.S.C. No. 5648. Loc. 3768. (Page 62.)

Figure 6. *Sapindus pacificus* (Dawson). Hypotype, G.S.C. No. 569. Loc. 3768. (Page 61.)

Figure 7. *Cupanites crenularis* n. sp. Paratype, G.S.C. No. 6435. Loc. 3768. (Page 60.)

PLATE LI

Figure 1. *Koelreuteria prenigricans* n. sp. Paratype, G.S.C. No. 602. Loc. 3038. (Page 61.)

Figure 2. *Cupanites crenularis* n. sp. Paratype, G.S.C. No. 6436. Loc. 3768. (Page 60.)

Figure 3. *Cupanites crenularis* n. sp. Holotype, G.S.C. No. 682. Loc. Union Mines, Comox. (Page 60.)

1
2
3

PLATE LII

PLATE LII

Figure 1. *Sapindus pacificus* (Dawson). Hypotype, G.S.C. No. 648. Loc. 3240. (Page 61.)

Figure 2. *Cupanites crenularis* n. sp. Paratype, G.S.C. No. 6415. Loc. 3768. (Page 60.)

Figure 3. *Cupanites crenularis* n. sp. Paratype, G.S.C. No. 6432. Loc. 3768. (Page 60.)

Figure 4. *Cupanites crenularis* n. sp. Paratype, G.S.C. No. 665. Loc. 3768. (Page 60.)

PLATE LIII

Figure 1. *Sapindus pacificus* (Dawson). Hypotype, G.S.C. No. 641. Loc. 3826. (Page 61.)

Figure 2. *Cupanites crenularis* n. sp. Paratype, G.S.C. No. 6438. Loc. 3768. (Page 60.)

Figure 3. *Sapindus pacificus* (Dawson). Hypotype, G.S.C. No. 566. Loc. 3768. (Page 61.)

Figure 4. *Sapindus pacificus* (Dawson). Hypotype, G.S.C. No. 644. Loc. 3768. (Page 61.)

Figure 5. *Sapindus pacificus* (Dawson). Hypotype, G.S.C. No. 6414. Loc. 3768. (Page 61.)


1
2
3
4
5

PLATE LIV

PLATE LIV

Figure 1. *Sapindus pacificus* (Dawson). Hypotype, G.S.C. No. 567. Loc. 3768. (Page 61.)

Figure 2. *Koelreuteria prenigricans* n. sp. Paratype, G.S.C. No. 593. Loc. 3038. (Page 61.)

Figure 3. *Acer* sp. G.S.C. No. 588. Loc. 3035. (Page 59.)

Figure 4. *Zizyphus cretaceus* (Dawson). Hypotype, G.S.C. No. 637. Loc. 3768. (Page 64.)

Figure 5. *Sapindus pacificus* (Dawson). Hypotypes, G.S.C. Nos. 568 (lower left) and 6416 (right). Loc. 3768. (Page 61.)

PLATE LV

Figure 1. *Koelreuteria prenigricans* n. sp. Paratype, G.S.C. No. 594. Loc. 3038. (Page 61.)

Figure 2. *Zizyphus cretaceus* (Dawson). Hypotype, G.S.C. No. 5693. Loc. 1722. (Page 64.)

Figure 3. *Zizyphus cretaceus* (Dawson). Hypotype, G.S.C. No. 6429. Loc. 3769. (Page 64.)

Figure 4. *Koelreuteria prenigricans* n. sp. Paratype, G.S.C. No. 589. Loc. 3035. (Page 61.)

Figure 5. *Zizyphus cretaceus* (Dawson). Holotype, G.S.C. No. 5638. Loc. 1722. (Page 64.)

Figure 6. *Cupanites crenularis* n. sp. Paratype, G.S.C. No. 6439. Loc. 3768. (Page 60.)

Figure 7. *Koelreuteria prenigricans.* Holotype, G.S.C. No. 592. Loc. 3038. (Page 61.)

Figure 8. *Zizyphoides neillii* (Dawson). Hypotype, G.S.C. No. 553. Loc. 3240. (Page 65.)


1
2
3
4
5
6
7
8

PLATE LVI



PLATE LVI

Figure 1. *Zizyphus cretaceus* (Dawson). Hypotype, G.S.C. No. 6430. Loc. 3768. (Page 64.)

Figure 2. *Ampelopsis* ? sp. G.S.C. No. 630. Loc. 3826. (Page 66.)

Figure 3. *Zizyphoides neillii* (Dawson). Lectotype, G.S.C. No. 5636. Loc. 3240. (Page 65.)

Figure 4. *Zizyphus cretaceus* (Dawson). Hypotype, G.S.C. No. 6428. Loc. 3768. (Page 64.)

Figure 5. *Rhamnites eminens* (Dawson). Hypotype, G.S.C. No. 6420. Loc. 3769. (Page 62.)

Figure 6. *Zizyphus cretaceus* (Dawson). Hypotype, G.S.C. No. 6431. Loc. 3768. (Page 64.)

PLATE LVII

Figure 1. *Sapotacites* sp. G.S.C. No. 6452. Loc. 3768. (Page 70.)

Figure 2. *Zizyphus areolatus* n. sp. Paratype, G.S.C. No. 6482 x 6. Loc. 4210. (Page 64.)

Figure 3. *Zizyphus areolatus* n. sp. Paratype, G.S.C. No. 6482. Loc. 4210. (Page 64.)

Figure 4. *Zizyphus areolatus* n. sp. Holotype, G.S.C. No. 6481. Loc. 4210. (Page 64.)

1



2

3

4

PLATE LVIII

1



2

3

4

5

PLATE LVIII

Figure 1. *Dombeyopsis ovata* Knowlton. Hypotype, G.S.C. No. 543. Loc. 3858. (Page 67.)

Figure 2. *Dombeyopsis ovata* Knowlton. Hypotype, G.S.C. No. 6515. Loc. 3858. (Page 67.)

Figure 3. *Dombeyopsis ovata* Knowlton. Hypotype, G.S.C. No. 6493. Loc. 3858. (Page 67.)

Figure 4. *Calycithes* sp. G.S.C. No. 663. Loc. 3768. (Page 73.)

Figure 5. *Dombeyopsis ovata* Knowlton. Hypotype, G.S.C. No. 6516. Loc. 3858. (Page 67.)

PLATE LIX

Figure 1. *Carpites* sp. G.S.C. No. 664 x 2. Loc. 4211. (Page 74.)

Figure 2. *Viburnum insigne* (Dawson). Hypotype, G.S.C. No. 6545. Loc. 1304. (Page 71.)

Figure 3. *Pterospermites* sp. G.S.C. No. 5653. Loc. 3240. (Page 67.)

Figure 4. *Ternstroemites harwoodensis* (Dawson). Hypotype, G.S.C. No. 5662. Loc. 1304. (Page 68.)

1

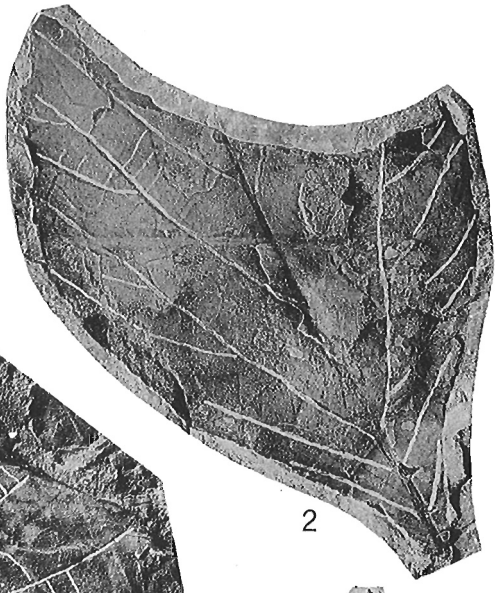

2

3



4

PLATE LX



1

2

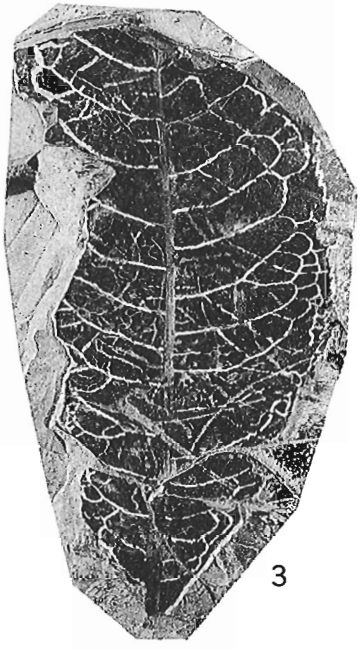

3

PLATE LX

Figure 1. *Ternstroemites harwoodensis* (Dawson). Hypotype, G.S.C. No. 6491. Loc. 3858. (Page 68.)

Figure 2. *Fraxinus* sp. G.S.C. No. 6471. Loc. 3771. (Page 70.)

Figure 3. *Ternstroemites harwoodensis* (Dawson). Holotype, G.S.C. No. 5623. Loc. 1724. (Page 68.)

PLATE LXI

Figure 1. *Zizyphus areolatus* n. sp. Paratype, G.S.C. No. 6483 (right); and *Ternstroemites harwoodensis* (Dawson), hypotype, G.S.C. No. 683. Loc. 4210. (Pages 64, 68.)

Figure 2. *Zizyphus areolatus* n. sp. Paratype, G.S.C. No. 551. Loc. 3826. (Page 64.)

Figure 3. *Dicotylophyllum* sp. cf. *Quercus rhamnoides* Lesquereux. G.S.C. No. 607. Loc. 4210. (Page 72.)

Figure 4. *Ternstroemites harwoodensis* (Dawson). Hypotype, G.S.C. No. 6495. Loc. 3858. (Page 68.)



1

2



3



4

PLATE LXII

PLATE LXII

Figure 1. *Ternstroemites harwoodensis* (Dawson). Hypotype, G.S.C. No. 6462. Loc. 3771. (Page 68.)

Figure 2. *Cissites pseudoplatanus* Hollick. Hypotype, G.S.C. No. 6532. Loc. 3240. (Page 66.)

Figure 3. *Dillenites paucidentatus* n. sp., holotype, G.S.C. 635 (upper left); and *Zizyphus areolatus* n.sp., paratype, G.S.C. 633 (lower right). Loc. 3769. (Pages 68, 64.)

Figure 4. *Dicotylophyllum* sp. G.S.C. No. 632. Loc. 3768. (Page 73.)

PLATE LXIII

Figure 1. *Combretum cordifolia* (Lesquereux) Berry. Hypotype, G.S.C. No. 5652. Loc. 3240. (Page 69.)

Figure 2. *Pterospermites* sp. G.S.C. No. 5678. Loc. 3240. (Page 67.)

Figure 3. *Fraxinus* sp. G.S.C. No. 585. Loc. 3826. (Page 70.)

Figure 4. *Pterospermites* sp. G.S.C. No. 684. Loc. 3240. (Page 67.)



1

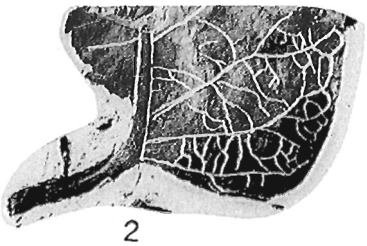

2



4

3

PLATE LXIV



PLATE LXIV

Figure 1. *Combretum* cf. *leve* Berry. G.S.C. No. 5666. Loc. 1304. (Page 69.)

Figure 2. *Combretum* cf. *leve* Berry. G.S.C. No. 556. Loc. 1304. (Page 69.)

Figure 3. *Combretum* cf. *leve* Berry. G.S.C. No. 554. Loc. 1304. (Page 69.)

PLATE LXV

Figure 1. *Combretum cordifolia* (Lesquereux) Berry. Hypotype, G.S.C. No. 608. Loc. 3240. (Page 69.)

Figure 2. *Combretum cordifolia* (Lesquereux) Berry. Hypotype, G.S.C. No. 654. Loc. 3240. (Page 69.)

Figure 3. *Combretum cordifolia* (Lesquereux) Berry, hypotype, G.S.C. No. 5677 and *Laurophyllum insigne* Dawson, syntype, G.S.C. No. 6424. Loc. 3240. (Pages 69, 51.)



1

2

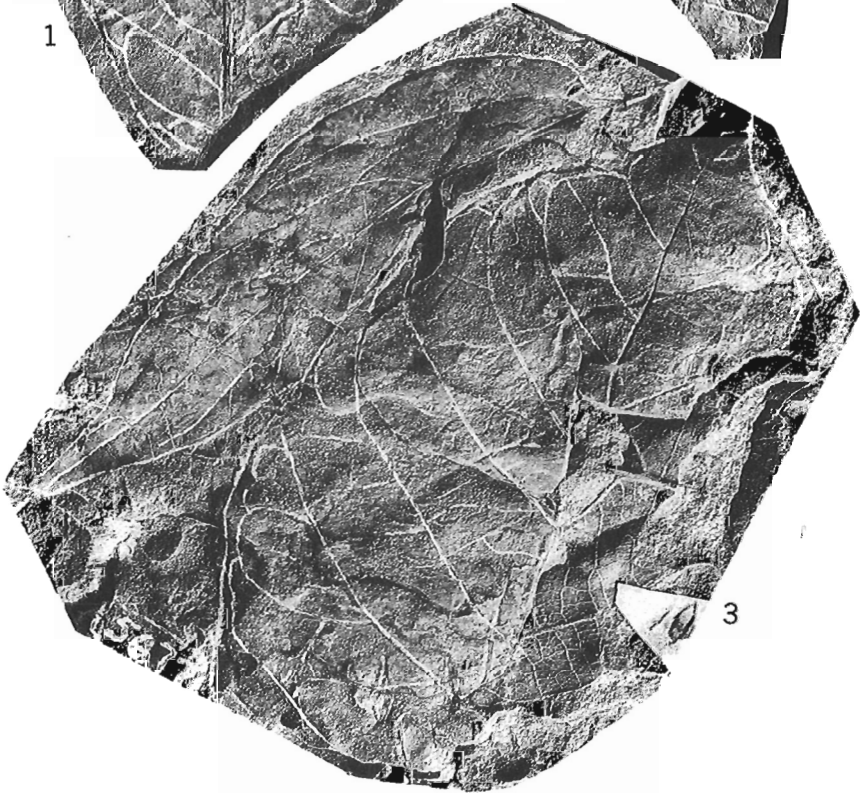

3

PLATE LXVI



1



2



3

4

PLATE LXVI

Figure 1. *Viburnum insigne* (Dawson). Hypotype, G.S.C. No. 605. Loc. 3768. (Page 71.)

Figure 2. *Viburnum insigne* (Dawson). Hypotype, G.S.C. No. 6544. Loc. 1304. (Page 71.)

Figure 3. *Combretum* cf. *leve* Berry. G.S.C. No. 555. Loc. 3768. (Page 69.)

Figure 4. *Viburnum insigne* (Dawson). Hypotype, G.S.C. No. 6450. Loc. 3120. (Page 71.)

PLATE LXVII

Figure 1. *Dewalquea* sp. G.S.C. No. 570. Loc. 3768. (Page 72.)

Figure 2. *Viburnum insigne* (Dawson). Holotype, G.S.C. No. 5633. Loc. 2383. (Page 71.)

Figure 3. *Viburnum insigne* (Dawson). Hypotype, G.S.C. No. 5684. Loc. 1721. (Page 71.)

Figure 4. *Viburnum insigne* (Dawson). Hypotype, G.S.C. No. 685. Loc. 3239. (Page 71.)

Figure 5. *Dewalquea* cf. *trifoliata* Newberry. G.S.C. No. 562. Loc. 3038. (Page 72.)

Figure 6. *Dewalquea* sp. G.S.C. No. 571. Loc. 3768. (Page 72.)


1
2
3
4
5
6