



The Daily

Statistics Canada

Wednesday, October 15, 1997

For release at 8:30 a.m.

MAJOR RELEASES

There are no major releases today.

OTHER RELEASES

Railway carloadings, nine-day period ending September 30, 1997	2
Construction type plywood, August 1997	2
Dairy statistics, August and September 1997	2

PUBLICATIONS RELEASED 3



OTHER RELEASES

Railway carloadings

Nine-day period ending September 30, 1997

Carloadings of freight (excluding intermodal traffic) during the nine-day period ending September 30, 1997, increased 12.2% to 6.6 million tonnes from the same period of last year. The number of cars loaded increased 8.6%.

Intermodal traffic (piggyback) tonnage totalled 455 000 tonnes, down 7.6% from the same period of last year. The year-to-date figures show an advance of 10.8% from 1996.

Total traffic (carloadings of freight and intermodal traffic) increased 11.9% during the period. This brought the year-to-date total to 195 million tonnes, up 6.9% from the previous year.

All year-to-date figures have been revised.

For further information on this release, contact Angus MacLean (613-951-2528; fax: 613-951-0579), Railway Transport Unit, Transportation Division. ■

Construction type plywood

August 1997

Canadian firms produced 141 000 cubic metres of construction type plywood during August, down 2.9%

from the 145 241 cubic metres produced during August 1996.

January-to-August production totalled 1 239 252 cubic metres, up 0.9% from the 1 227 593 cubic metres produced during the same period in 1996.

Available on CANSIM: matrix 122 (level 1).

The August 1997 issue of the *Construction type plywood* (35-001-XPB, \$7/\$62) will be available shortly. See *How to order publications*.

For further information on this release, contact Ted Brown (604-666-3694), Pacific Region. ■

Dairy statistics

August and September 1997 (preliminary)

Monthly dairy statistics for August and September 1997 are now available. These data will be included in the July-September issue of *The dairy review* (23-001QXPB, \$36/\$119) which will be released in November. See *How to order publications*.

For further information, contact Debbie Dupuis (1 800 465-1991; fax: 613-951-3868), Agriculture Division. ■

PUBLICATIONS RELEASED

Particleboard, oriented strandboard and fibreboard, July 1997
Catalogue number 36-003-XPB
(Canada: \$7/\$62; outside Canada: US\$7/US\$62).

Communications: Service bulletin, Cable television statistics, 1996, Vol. 27, no. 2
Catalogue number 56-001-XPB
(Canada: \$13/\$42; outside Canada: US\$13/US\$42).

All prices exclude sales tax.

How to order publications

Simplify your data search with the *Statistics Canada Catalogue* (11-204-XPE, \$16; outside Canada: US\$16).

Its keyword index will guide you to statistics on Canada's social and economic activity.

Order publications by phone:

Please refer to the • Title • Catalogue number • Volume number • Issue number • Your VISA or MasterCard number.

In Canada and the United States call:

1-800-267-6677

From other countries call:

1-613-951-7277

To fax your order:

1-800-889-9734

Address changes or account inquiries:

1-800-700-1033

Internet:


order@statcan.ca

To order a publication by mail write: Statistics Canada, Circulation Management, Operations and Integration Division, Ottawa, K1A 0T6.

Include a cheque or money order payable to **Receiver General of Canada/Publications**. Canadian customers add 7% GST and applicable PST.

Authorized agents and bookstores also carry Statistics Canada's catalogued publications.

11-204-XPE (11-204-XPE) (11-204-XPE) (11-204-XPE)



Statistics Canada

Thursday, June 5, 1997
For release at 8:30 a.m.

MAJOR RELEASES



- **Urban transit, 1995** 2
Despite the emphasis on taking urban transit, Canadians are using it less and less. In 1996, each Canadian took an average of about 2.5 trips on some form of urban transit, the lowest level in the past 25 years.
- **Productivity, hourly compensation and unit labour cost, 1995** 4
Growth in productivity among Canadian businesses was modest weak again in 1996, accompanied by sluggish gains in employment and slow economic growth during the year.

OTHER RELEASES

- **Map-based Index, May 1997** 3
- **Short-term Expectations Survey** 9
- **Steel primary forms, week ending May 31, 1997** 12
- **Egg production, April 1997** 13

PUBLICATIONS RELEASED 11

11-204-XPE (11-204-XPE) (11-204-XPE) (11-204-XPE)



Statistics Canada's official release bulletin

Catalogue 11-001E.

Published each working day by the Communications Division, Statistics Canada, 10-H, R.H. Coats Bldg., Tunney's Pasture, Ottawa, Ontario K1A 0T6.

To access *The Daily* on the Internet, visit our site at <http://www.statcan.ca>. To receive *The Daily* each morning by E-mail, send an E-mail message to listproc@statcan.ca. Leave the subject line blank. In the body of the message, type "subscribe daily firstname lastname".

Editor: Duncan Currie (613-951-1103, currdun@statcan.ca)

Head of Official Release: Chantal Prévost (613-951-1088, prevcha@statcan.ca)

Published by authority of the Minister responsible for Statistics Canada. © Minister of Industry, 1997. Citation in newsprint, magazine, radio, and television reporting is permitted subject to the requirement that Statistics Canada is acknowledged as the source. Any other reproduction is permitted subject to the requirement that Statistics Canada is acknowledged as the source on all copies as follows: Statistics Canada, *The Daily*, catalogue 11-001E, along with date and page references.