



The Daily

Statistics Canada

Thursday, October 2, 1997
For release at 8:30 a.m.

MAJOR RELEASES


There are no major releases today.

OTHER RELEASES

Steel primary forms, week ending September 27, 1997 2

PUBLICATIONS RELEASED **3**

INDEX: September 1997



Bias in the CPI: Experiences from five OECD countries

The debate over measurement bias in the Consumer Price Index (CPI) is not new. It was initially raised by the "U.S. Advisory Commission to Study the Consumer Price Index," better known as the Boskin report. Although the issue of measurement bias has been around for several decades, circumstances make the current debate special.

Bias in the CPI: Experiences from five OECD countries examines the experiences of five different countries relative to the measurement bias in the CPI. Although most statistical agencies recognize that their CPIs are not perfect measures of inflation, some agencies from OECD countries have consistently developed research agendas to improve its measurement.

Bias in the CPI: Experiences from five OECD countries is now available. To order the report, contact Client Services Unit (613-951-9606; fax: 613-951-2848), Prices Division. For further information on this release, contact Louis Marc Ducharme, (613-951-0688; fax 613-951-2848; Internet: ducharl@statcan.ca), Prices Division.



- End of text
- End of release

OTHER RELEASES

Steel primary forms

Week ending September 27, 1997 (preliminary)

Steel primary forms production for the week ending September 27, 1997, totalled 288 065 metric tonnes, down 5.9% from the week-earlier 306 032 metric tonnes and down 2.4% from the year-earlier 295 004 metric tonnes. The cumulative total at the end of the

week was 11 350 731 metric tonnes, a 7.7% increase compared with 10 540 658 metric tonnes for the same period in 1996.

For further information on this release, contact Huguette Montcalm (613-951-9827; Internet: monthug@statcan.ca), Manufacturing, Construction and Energy Division. ■

PUBLICATIONS RELEASED

Service bulletin: Aviation, Vol. 29, no. 9
Catalogue number 51-004-XPB
(Canada: \$11/\$109; outside Canada: US\$11/US\$109).

All prices exclude sales tax.

How to order publications

Simplify your data search with the *Statistics Canada Catalogue* (11-204-XPE, \$16; outside Canada: US\$16).

Its keyword index will guide you to statistics on Canada's social and economic activity.

Order publications by phone:

Please refer to the • Title • Catalogue number • Volume number • Issue number • Your VISA or MasterCard number.

In Canada and the United States call:

1-800-267-6677

From other countries call:

1-613-951-7277

To fax your order:

1-800-889-9734

Address changes or account inquiries:

1-800-700-1033


Internet:

order@statcan.ca

To order a publication by mail write: Statistics Canada, Circulation Management, Operations and Integration Division, Ottawa, K1A 0T6.

Include a cheque or money order payable to **Receiver General of Canada/Publications**. Canadian customers add 7% GST and applicable PST.

Authorized agents and bookstores also carry Statistics Canada's catalogued publications.



Catalogue 11-001E (P) Article 11-001E/11-001E-001-001

The Daily
Statistics Canada

Thursday, June 5, 1997
For release at 8:30 a.m.



MAJOR RELEASES

- **Urban transit, 1995** 2
Despite the emphasis on taking urban transit, Canadians are using it less and less. In 1996, 65% of Canadian cities on average of about no trip on some form of urban transit, the lowest level in the past 25 years.
- **Productivity, hourly compensation and unit labour cost, 1996** 4
Growth in productivity among Canadian businesses was notably weak again in 1996, accompanied by sluggish gains in employment and slow economic growth during the year.

OTHER RELEASES

- **Manufactured Index, May 1997** 3
- **Short-term Expectations Survey** 3
- **Steel primary forms, sales ending May 31, 1997** 12
- **500 Indicator, April 1997** 12

PUBLICATIONS RELEASED 11

Statistics Canada's official release bulletin

Catalogue 11-001E.

Published each working day by the Communications Division, Statistics Canada, 10-H, R.H. Coats Bldg., Tunney's Pasture, Ottawa, Ontario K1A 0T6.

To access *The Daily* on the Internet, visit our site at <http://www.statcan.ca>. To receive *The Daily* each morning by E-mail, send an E-mail message to listproc@statcan.ca. Leave the subject line blank. In the body of the message, type "subscribe daily firstname lastname".

Editor: Duncan Currie (613-951-1103, currdun@statcan.ca)

Head of Official Release: Chantal Prévost (613-951-1088, prevcha@statcan.ca)

Published by authority of the Minister responsible for Statistics Canada. © Minister of Industry, 1997. Citation in newsprint, magazine, radio, and television reporting is permitted subject to the requirement that Statistics Canada is acknowledged as the source. Any other reproduction is permitted subject to the requirement that Statistics Canada is acknowledged as the source on all copies as follows: Statistics Canada, *The Daily*, catalogue 11-001E, along with date and page references.



The Daily

Statistics Canada

INDEX

September 1997

Subject	Reference period	Release date
Asphalt roofing	July 1997	September 3, 1997
	August 1997	September 29, 1997
Average prices of selected farm inputs	August 1997	September 19, 1997
Building permits	July 1997	September 4, 1997
Business and other services industries	1994	September 23, 1997
	1994	September 24, 1997
Canada's international transactions in securities	July 1997	September 24, 1997
Canadian economic observer	September 1997	September 18, 1997
Canadian international merchandise trade	July 1997	September 18, 1997
Canadian social trends	Autumn 1997	September 16, 1997
Career interruptions for women	1995	September 16, 1997
Cement	July 1997	September 2, 1997
Cereals and oilseeds review	July 1997	September 26, 1997
Changes to the Consumer Price Index		September 19, 1997
Civil aviation operating statistics	July 1997	September 15, 1997
Coal and coke statistics	July 1997	September 30, 1997
Composite Index	August 1997	September 23, 1997
Construction type plywood	July 1997	September 15, 1997
Construction Union Wage Rate Index	August 1997	September 17, 1997
Consumer Price Index	August 1997	September 19, 1997
Crude oil and natural gas	July 1997	September 26, 1997
Crushing statistics	August 1997	September 30, 1997
Dairy statistics	August 1997	September 15, 1997
Deliveries of major grains	August 1997	September 23, 1997
Department store sales and stocks	August 1997	September 25, 1997
Education quarterly review	Summer 1997	September 29, 1997
Egg production	1996	September 8, 1997
	July 1997	September 11, 1997
Electric lamps	August 1997	September 23, 1997



INDEX: September 1997

Subject	Reference period	Release date
Electric power selling price indexes	May-August 1997	September 26, 1997
Electric power statistics	July 1997	September 30, 1997
Employment dynamics	1995	September 9, 1997
Employment, earnings and hours	July 1997	September 23, 1997
Export and import price indexes	July 1997	September 18, 1997
Facing the future: Adults who go back to school	1976 to 1996	September 10, 1997
For-hire motor carriers of freight — top carriers	Second quarter 1997	September 2, 1997
Government expenditures on culture	1995/96	September 25, 1997
Health indicators	1997	September 11, 1997
Help-wanted Index	August 1997	September 4, 1997
Homeowner Repair and Renovation Expenditure Survey	1995	September 29, 1997
Hospital morbidity	1994/95	September 2, 1997
Industrial capacity utilization rates	Second quarter 1997	September 9, 1997
Industrial chemicals and synthetic resins	July 1997	September 8, 1997
Industrial monitor on CD-ROM	September 1997	September 11, 1997
Industrial Product Price Index	August 1997	September 26, 1997
Inter-corporate ownership	Third quarter 1997	September 15, 1997
Labour Force Survey	August 1997	September 5, 1997
Literacy skills of Canadian youth	1997	September 8, 1997
Migration	1995-96	September 26, 1997
Mineral wool including fibrous glass insulation	August 1997	September 23, 1997
Monthly Survey of Manufacturing	July 1997	September 29, 1997
Movie theatres and drive-ins	1995-96	September 29, 1997
National economic and financial accounts	Second quarter 1997	September 2, 1997
National Longitudinal Survey of Children and Youth	1994-1995	September 12, 1997
National Population Health Survey — Yukon and Northwest Territories	1994/95	September 5, 1997
National tourism indicators	Second quarter 1997	September 22, 1997
New Housing Price Index	July 1997	September 9, 1997
New motor vehicle sales	July 1997	September 10, 1997
Oil pipeline transport	June 1997	September 11, 1997
Oils and fats	July 1997	September 16, 1997

INDEX: September 1997

Subject	Reference period	Release date
Particleboard, oriented strandboard and fibreboard	July 1997	September 11, 1997
Permanent layoffs		September 26, 1997
Perspectives on labour and income	Autumn 1997	September 10, 1997
Production and disposition of tobacco products	August 1997	September 26, 1997
Pulpwood and wood residue statistics	July 1997	September 19, 1997
Quarterly demographic statistics	April-June 1997	September 26, 1997
Railway carloadings	Seven-day period ending August 14, 1997	September 2, 1997
	Seven-day period ending August 21, 1997	September 8, 1997
	July 1997	September 11, 1997
	Ten-day period ending August 31, 1997	September 18, 1997
	Seven-day period ending September 7, 1997	September 23, 1997
Raw Materials Price Index	August 1997	September 26, 1997
Raw materials price indexes — early estimate	August 1997	September 10, 1997
Real gross domestic product at factor cost by industry	July 1997	September 30, 1997
Research and development in small and large manufacturing firms		September 24, 1997
Retail Chain and Department Stores Survey	1995	September 16, 1997
Retail trade	July 1997	September 19, 1997
Sales of natural gas	July 1997	September 19, 1997
Sales of refined petroleum products	July 1997	September 2, 1997
Sawmills and planing mills	July 1997	September 24, 1997
Selected financial indexes	August 1997	September 17, 1997
Shipments of rolled steel	July 1997	September 16, 1997
Short-term Expectations Survey		September 4, 1997
StatCan: CANSIM directory disc	September 1997	September 12, 1997
StatCan: CANSIM disc	September 1997	September 17, 1997
Statistics Canada catalogue	1997	September 8, 1997
Steel pipe and tubing	July 1997	September 9, 1997
Steel primary forms	July 1997	September 11, 1997
	Week ending August 30, 1997	September 5, 1997
	Week ending September 6, 1997	September 11, 1997
	Week ending September 13, 1997	September 18, 1997
	Week ending September 20, 1997	September 25, 1997
Steel wire and specified wire products	July 1997	September 10, 1997
Stocks of Canadian grain	July 31, 1997	September 11, 1997
Stocks of frozen meat products	September 1997	September 30, 1997
Stocks of frozen poultry meat	September 1, 1997	September 18, 1997

INDEX: September 1997

Subject	Reference period	Release date
Teachers, students: What's new with E-STAT 1997		September 25, 1997
Telephone statistics	July 1997	September 25, 1997
	June 1997	September 4, 1997
Travel between Canada and other countries	July 1997	September 15, 1997
Wholesale trade	July 1997	September 18, 1997