



The Daily

Statistics Canada

Tuesday, July 22, 1997
For release at 8:30 a.m.

MAJOR RELEASES

There are no major releases today.

OTHER RELEASES

Crushing statistics, June 1997	2
Deliveries of major grains, June 1997	2
Sugar sales, second quarter 1997	2

PUBLICATIONS RELEASED	3
------------------------------	----------



OTHER RELEASES

Crushing statistics

June 1997

Oilseed processors crushed 242 504 metric tonnes of canola in June. Oil production totalled 101 898 tonnes while meal production reached 145 944 tonnes.

Canadian processors crushed 2 494 463 metric tonnes of canola between August 1996 and June 1997. This crush pace is slightly higher than last year when the August 1995 to June 1996 crush stood at 2 488 367 tonnes.

Available on CANSIM: matrix 5687.

The June 1997 issue of *Cereals and oilseeds review* (22-007-XPB, \$15/\$149) will be released in August. See *How to order publications*.

For further information on this release, contact Les Macartney (613-951-8714), Grain Marketing Unit, Agriculture Division. ■

Deliveries of major grains

June 1997

Data on June grain deliveries are now available.

Available on CANSIM: matrices 976-981.

The delivery data are contained in the June issue of *Cereals and oilseeds review* (22-007-XPB, \$15/\$149),

which will be available in August. See *How to order publications*.

For further information on this release, contact Les Macartney (613-951-8714), Grain Marketing Unit, Agriculture Division. ■

Sugar sales

Second quarter 1997

Refiners' sales totalled 305 953 metric tonnes for all types of sugar in the second quarter of 1997, of which 302 772 metric tonnes were domestic sales and 3 181 metric tonnes were export sales.

This compares with total sales of 279 704 metric tonnes in the second quarter of 1996, of which 269 580 metric tonnes were domestic sales and 10 124 metric tonnes were export sales.

Available on CANSIM: matrix 141.

The second quarter 1997 issue of *The sugar situation* (32-013QXPB, \$13/\$41) will be available shortly. See *How to order publications*.

For further information on this release, contact Peter Zylstra (613-951-3511; Internet: zylstrs@statcan.ca), Manufacturing, Construction, and Energy Division. ■

PUBLICATIONS RELEASED

Pulpwood and wood residue statistics, May 1997
Catalogue number 25-001-XPB
(Canada: \$8/\$73; outside Canada: US\$8/US\$73).

Railway carloadings, May 1997
Catalogue number 52-001-XPB
(Canada: \$11/\$103; outside Canada: US\$11/US\$103).

Touriscope: International travel, advance information, Vol. 13, no. 5
Catalogue number 66-001-PPB
(Canada: \$8/\$73; outside Canada: US\$8/US\$73).

All prices exclude sales tax.

How to order publications

Simplify your data search with the *Statistics Canada Catalogue* (11-204E, \$16; outside Canada: 16\$US).

Its keyword index will guide you to statistics on Canada's social and economic activity.

Order publications by phone:

Please refer to the • Title • Catalogue number • Volume number • Issue number • Your VISA or MasterCard number.

In Canada and the United States call:

1-800-267-6677

From other countries call:

1-613-951-7277

To fax your order:

1-800-889-9734

Address changes or account inquiries:

1-800-700-1033

Internet:


order@statcan.ca

To order a publication by mail write: Statistics Canada, Circulation Management, Operations and Integration Division, Ottawa, K1A 0T6.

Include a cheque or money order payable to **Receiver General of Canada/Publications**. Canadian customers add 7% GST and applicable PST.

Authorized agents and bookstores also carry Statistics Canada's catalogued publications.

Catalogue 11-001E (Parcours 11-001E) ISSN 0927-5445



Statistics Canada

Thursday, June 5, 1997
For release at 9:30 a.m.

MAJOR RELEASES



- **Urban transit, 1996** 2
Despite the emphasis on taking urban transit, Canadians are using it less and less. In 1996, 44.1 million Canadians took an average of about 2.5 trips on some form of urban transit, the lowest level in the past 25 years.
- **Productivity, hourly compensation and unit labour cost, 1996** 4
Growth in productivity among Canadian businesses was notably weak again in 1996, accompanied by sluggish gains in employment and slow economic growth during the year.

OTHER RELEASES

- **Manufactured Index, May 1997** 3
- **Short-term Expectations Survey** 3
- **Steel primary forms, week ending May 21, 1997** 12
- **Egg production, April 1997** 12

PUBLICATIONS RELEASED

11



Statistics Canada's official release bulletin

Catalogue 11-001E.

Published each working day by the Communications Division, Statistics Canada, 10-H, R.H. Coats Bldg., Tunney's Pasture, Ottawa, Ontario K1A 0T6.

To receive *The Daily* from the Internet, send an E-mail message to listproc@statcan.ca. Leave the subject line blank. In the body of the message, type "subscribe daily firstname lastname".

Editor: Duncan Currie (613-951-1103)

Head of Official Release: Chantal Prévost (613-951-1088)

Published by authority of the Minister responsible for Statistics Canada. © Minister of Industry, 1997. Citation in newspaper, magazine, radio, and television reporting is permitted subject to the requirement that Statistics Canada is acknowledged as the source. Any other reproduction is permitted subject to the requirement that Statistics Canada is acknowledged as the source on all copies as follows: Statistics Canada, *The Daily*, catalogue 11-001E, along with date and page references.