



The Daily

Statistics Canada

Friday, October 16, 1998

For release at 8:30 a.m.

MAJOR RELEASES

There are no major releases today.

OTHER RELEASES

Construction Union Wage Rate Index, September 1998	2
Selected financial indexes, September 1998	2
Steel primary forms, week ending October 10, 1998	2
Particleboard, oriented strandboard and fibreboard, August 1998	2

PUBLICATIONS RELEASED

3

RELEASE DATES: October 19 to 23, 1998

5

Economic overview of farm incomes

1996

The first bulletin in a new series entitled *Economic overview of farm incomes*, which is published jointly by Statistics Canada and Agriculture and Agri-Food Canada, is now available.

Economic overview of farm incomes presents readers with farm financial information and analysis based on data from the Taxation Data Program and other agricultural surveys. The first bulletin provides an overview of all farms with analysis of such key variables as revenues, expenses and net operating income by revenue class and by province. Information on the concentration and specialization of production, as well as on the physical characteristics of farms, is also included. Bulletins two through nine will present similar information for the eight major farm types in Canada: grain and oilseed, cattle, dairy, hog, fruit and vegetable, poultry and egg, greenhouse and nursery, and potato farms. The final two bulletins will present information on farm and off-farm sources of income for farm operators and farm families.

Economic overview of farm incomes (21-005-XIE, free) is now on the Internet (www.statcan.ca).

For further information, contact Lina Di Piétro (613-951-3171 or 1 800 465-1991; fax: 613-951-3868) or Alain Bertrand (613-951-5027), Agriculture Division.



OTHER RELEASES

Construction Union Wage Rate Index

September 1998

The Construction Union Wage Rate Index (including supplements) for Canada (1992=100) remained unchanged in September from August's revised level of 111.8. The index increased 1.2% in September compared with the same period a year earlier.

Union wage rates are published for 16 trades in 20 metropolitan areas for both the basic rates and rates including selected supplementary payments. Indexes on a 1992=100 time base are calculated for the same metropolitan areas and are published for those where a majority of trades are covered by current collective agreements.

Available on CANSIM: matrices 956, 958 and 9922-9927.

The third quarter 1998 issue of *Construction price statistics* (62-007-XPB, \$24/\$79) will be available in December. See *How to order publications*.

For further information, or to enquire about the concepts, methods or data quality of this release, contact Robert Gamson (613-951-3350; infounit@statcan.ca, fax: 613-951-1539) Client Services Unit, Prices Division. ■

Selected financial indexes

September 1998

Selected financial indexes on a 1992=100 time base are now available.

Available on CANSIM: matrix 9928.

The third quarter 1998 issue of *Construction price statistics* (62-007-XPB, \$24/\$79), will be available in December. See *How to order publications*.

For further information on this release, contact Robert Gamson (613-951-3350; infounit@statcan.ca, fax: 613-951-1539) Client Services Unit, Prices Division. ■

Steel primary forms

Week ending October 10, 1998 (preliminary)

Steel primary forms production for the week ending October 10, 1998, totalled 257 464 metric tonnes,

down 16.3% from the week-earlier 307 689 tonnes and down 14.3% from the year-earlier 300 562 tonnes. The cumulative total at the end of the week was 12 598 453 tonnes, a 5.2% increase compared with 11 977 512 tonnes for the same period in 1997.

For further information, or to enquire about the concepts, methods and data quality of this release, contact Greg Milsom (613-951-7093; milsomg@statcan.ca), Manufacturing, Construction and Energy Division. ■

Particleboard, oriented strandboard and fibreboard

August 1998

Oriented strandboard production in August totalled 532 619 cubic metres, an increase of 11.4% from 478 001 (revised) cubic metres in August 1997. Particleboard production reached 203 695 cubic metres, an increase of 4.8% from 194 428 cubic metres in August 1997. Fibreboard production in August was 77 759 cubic metres, up 30.6% from 59 549 cubic metres, in August 1997.

Year-to-date oriented strandboard production totalled 4 075 037 cubic metres, a 10.0% increase from 3 705 639 (revised) cubic metres for the same period last year. Particleboard production reached 1 540 011 cubic metres, up 3.0% from 1 495 644 cubic metres in 1997. Year-to-date fibreboard production reached 552 079 cubic metres, up 32.0% from 418 348 cubic metres during the same period in 1997.

Available on CANSIM: matrices 31 (series 2, 3, 5) and 122 (series 8).

The August 1998 issue of *Particleboard, oriented strandboard and fibreboard* (36-003-XPB, \$7/\$62), will be available shortly. See *How to order publications*.

For further information, or to enquire about the concepts, methods and data quality of this release, contact Gilles Simard (613-951-3516; simales@statcan.ca), Manufacturing, Construction and Energy Division. ■

PUBLICATIONS RELEASED

Infomat - A weekly review, October 16, 1998
Catalogue number 11-002-XIE
(Canada: \$3/\$109; outside Canada: US\$3/US\$109).

Infomat - A weekly review, October 16, 1998
Catalogue number 11-002-XPE
(Canada: \$4/\$145; outside Canada: US\$4/US\$145).

Oils and fats, August 1998
Catalogue number 32-006-XPB
(Canada: \$7/\$62; outside Canada: US\$7/US\$62).

Railway carloadings, Vol. 75, no. 8
Catalogue number 52-001-XPB
(Canada: \$11/\$103; outside Canada: US\$11/US\$103).

Science statistics service bulletin: Distribution of federal expenditures on science and technology, by province and territories 1996/97, Vol. 22, no. 6
Catalogue number 88-001-XIB
(Canada: \$6/\$59; outside Canada: US\$6/US\$59).

All prices exclude sales tax.

Catalogue numbers with an -XIB or an -XIE extension are Internet versions; those with -XMB or -XME are microfiche; and -XPB or -XPE denote a paper version.

How to order publications

Simplify your data search with the *Statistics Canada Catalogue* (11-204-XPE, \$16; outside Canada: US\$16).

Its keyword index will guide you to statistics on Canada's social and economic activity.

Order publications by phone:

Please refer to the • Title • Catalogue number • Volume number • Issue number • Your VISA or MasterCard number.

In Canada and the United States call:

1-800-267-6677

From other countries call:

1-613-951-7277

To fax your order:

1-800-889-9734

Address changes or account inquiries:

1-800-700-1033

Internet:


order@statcan.ca

To order a publication by mail write: Statistics Canada, Circulation Management, Operations and Integration Division, Ottawa, K1A 0T6.

Include a cheque or money order payable to **Receiver General of Canada/Publications**. Canadian customers add 7% GST and applicable PST.

Authorized agents and bookstores also carry Statistics Canada's catalogued publications.

Ontario 1-206 (if applicable) 1-800-387-6445



Thursday, June 9, 1997
For release at 8:30 a.m.



MAJOR RELEASES

- **Urban transit, 1995** 2
Despite the emphasis on taking urban transit, Canadians are using it less and less. In 1995, each Canadian took an average of about 65 trips on some form of urban transit, the lowest level in the past 25 years.
- **Productivity, hourly compensation and unit labour cost, 1996** 4
Growth in productivity among Canadian businesses was notably weak again in 1996, accompanied by sluggish gains in employment and slow nominal growth during the year.

OTHER RELEASES

- **Help-wanted index, May 1997** 3
- **Short-term Expectations Survey** 2
- **Steel primary forms, week ending May 31, 1997** 13
- **Egg production, April 1997** 12

PUBLICATIONS RELEASED 11

Statistics Canada's official release bulletin

Catalogue 11-001E.

Published each working day by the Communications Division, Statistics Canada, 10-H, R.H. Coats Bldg., Tunney's Pasture, Ottawa, Ontario K1A 0T6.

To access *The Daily* on the Internet, visit our site at <http://www.statcan.ca>. To receive *The Daily* each morning by E-mail, send an E-mail message to listproc@statcan.ca. Leave the subject line blank. In the body of the message, type "subscribe daily firstname lastname".

Editor: Duncan Currie (613-951-1103, currdun@statcan.ca)

Head of Official Release: Chantal Prévost (613-951-1088, prevcha@statcan.ca)

Published by authority of the Minister responsible for Statistics Canada. © Minister of Industry, 1998. Citation in newsprint, magazine, radio, and television reporting is permitted subject to the requirement that Statistics Canada is acknowledged as the source. Any other reproduction is permitted subject to the requirement that Statistics Canada is acknowledged as the source on all copies as follows: Statistics Canada, *The Daily*, catalogue 11-001E, along with date and page references.

RELEASE DATES

October 19 to 23, 1998
(Release dates are subject to change.)

Release date	Title	Reference period
19	Monthly Survey of Manufacturing	August 1998
19	Travel between Canada and other countries	August 1998
20	Canadian international merchandise trade	August 1998
20	Wholesale trade	August 1998
21	Consumer Price Index	September 1998
21	Composite Index	September 1998
21	Employment Insurance	August 1998
22	Retail trade	August 1998
23	Canada's international transactions in securities	August 1998
