



# The Daily

Statistics Canada

Thursday, October 8, 1998

For release at 8:30 a.m.

---

## MAJOR RELEASES

---

- **Estimate of production of principal field crops, September 1998** 2  
Farmers are harvesting record crops of canola, durum wheat, corn and field peas, while spring wheat production is expected to decline by 16.3% this year. Warm dry weather in western Canada in September has allowed producers to complete the bulk of the harvest two weeks earlier than normal.

---

## OTHER RELEASES

---

Steel primary forms, week ending October 3, 1998	3
Oil pipeline transport, July 1998	3

---

<b>PUBLICATIONS RELEASED</b>	<b>4</b>
------------------------------	----------

---



## MAJOR RELEASES

### Estimate of production of principal field crops

September 1998

Farmers are harvesting record crops of canola, durum wheat, corn and field peas, while spring wheat production is expected to decline by 16.3% this year. Warm dry weather in western Canada in September has allowed producers to complete the bulk of the harvest two weeks earlier than normal.

#### September estimate of production

	1997	1998	1997 to 1998 %
	millions of tonnes		change
<b>Total wheat</b>	<b>24.3</b>	<b>23.3</b>	<b>-4.1</b>
Spring wheat	19.0	15.9	-16.3
Barley	13.5	12.7	-5.9
Canola	6.4	7.3	14.1
Oats	3.5	4.0	14.3
Durum wheat	4.4	5.9	34.1
Flaxseed	0.9	1.1	22.2
Corn for grain	7.0	7.6	8.6
Soybeans	2.7	2.6	-3.7
Field peas	1.8	2.3	27.8

#### Record canola production

Canola area increased by 1.4 million acres this year and yield is reported to have risen by one bushel per acre. The resulting record production of 7.3 million tonnes will break the previous record of 7.2 million tonnes set in 1994.

#### Lowest spring wheat production in 10 years

Reduced seeded area was the major factor in the 3.1 million tonne decline in spring wheat production this year. This was the lowest production since the drought year of 1988. Durum wheat acreage increased by 1.7 million acres and as a result, production is expected to be a record high.

#### Note to readers

The September Crops Survey of 17,300 farm operators is conducted by telephone interviews during the third week of September. Farmers are asked to report their seeded areas, expected harvested areas, and expected yields of grains and oilseeds. Weather, insect problems and disease may change anticipated yields before harvest is completed.

#### Record corn production

This year, the seeded area for grain corn was just short of the 1996 record and this, combined with above average yields, should result in a record corn harvest of 7.6 million tonnes.

#### Soybeans approach record

The soybean crop will be the second largest crop ever harvested, down 171 thousand tonnes from last year's record production. Soybean area was down 7.7% from last year.

#### Second consecutive record for field pea production

An increase of 583 thousand acres of field peas over last year will establish another consecutive record production and a continuation of the upward production trend since 1990. About two-thirds of field pea production is exported to Western Europe and Asia as a livestock feed supplement.

**Available on CANSIM: matrices 1025-1043, 1046-1051 and 3541-3565.**

*Field crop reporting series no. 7: September estimates of production of principal field crops, Canada (22-002-XPB, \$15/\$88) is now available. See How to order publications.*

For further information, or to enquire about the concepts, methods and data quality of this release, contact David Burroughs (613-951-5138; [burrdav@statcan.ca](mailto:burrdav@statcan.ca)), Crops Section, Agriculture Division. ■

---

## OTHER RELEASES

---

### Steel primary forms

Week ending October 3, 1998 (preliminary)

Steel primary forms production for the week ending October 3, 1998, totalled 307 689 metric tonnes, up by 1.4% from the week-earlier 303 328 tonnes and up 2.2% from the year-earlier 300 977 tonnes. The cumulative total at the end of the week was 12 327 244 tonnes, a 6.1% increase compared to 11 615 674 tonnes for the same period in 1997.

For further information, or to enquire about the concepts, methods and data quality of this release, contact Greg Milsom (613-951-7093; [milsomg@statcan.ca](mailto:milsomg@statcan.ca)), Manufacturing, Construction and Energy Division. ■

### Oil pipeline transport

July 1998

Net receipts of crude oil and equivalent hydrocarbons totalled 12 851 602 cubic metres in July, down 4.3% from July 1997. Year-to-date receipts to the end of July 1998 (90 344 122 cubic metres) rose 5.5% over the same period in 1997. Net receipts of liquefied petroleum gases and refined petroleum products in July (6 677 364 cubic metres) increased 2.4% from July 1997. Year-to-date receipts increased 2.3% to 44 731 449 cubic metres.

Pipeline exports of crude oil (6 237 902 cubic metres) increased 8.4% from July 1997, and pipeline imports (1 531 004 cubic metres) decreased 10.0%. Year-to-date exports (43 160 177 cubic metres) were up 11.7% from 1997. Year-to-date imports (10 528 332 cubic metres) increased 9.4%. Canadian crude oil has found a ready market in the United States, where indigenous production has been declining in recent years.

July deliveries of crude oil by pipeline to Canadian refineries totalled 5 849 867 cubic metres, a decrease of 5.2% from 1997. July deliveries of liquefied petroleum gases and refined petroleum products increased 12.0% to 626 602 cubic metres. Year-to-date deliveries of crude oil to refineries at the end of July 1998 totalled 38 895 400 cubic metres, up 0.3% from the same period in 1997.

**Available on CANSIM: matrices 181 and 591-595.**

The July 1998 issue of *Oil pipeline transport* (55-001-XPB, \$12/\$114) will be available the second week of October. See *How to order publications*.

For further information, or to enquire about the concepts, methods and data quality of this release, contact Eleonore Harding (613-951-5708; [hardele@statcan.ca](mailto:hardele@statcan.ca)), Energy Section, Manufacturing, Construction and Energy Division. ■

---

## PUBLICATIONS RELEASED

---

**Field crop reporting series no. 7: September estimates of production of principal field crops, Canada**

**Catalogue number 22-002-XPB**

(Canada: \$15/\$88; outside Canada: US\$15/US\$88).

**Production and shipments of steel pipe and tubing, August 1998**

**Catalogue number 41-011-XPB**

(Canada: \$7/\$62; outside Canada: US\$7/US\$62).

**Building permits, August 1998**

**Catalogue number 64-001-XIB**

(Canada: \$19/\$186; outside Canada: US\$19/US\$186).

**Employment, earnings and hours, July 1998**

**Catalogue number 72-002-XPB**

(Canada: \$32/\$320; outside Canada: US\$32/US\$320).

**Quarterly estimates of trustee pension funds, First quarter 1998**

**Catalogue number 74-001-XPB**

(Canada: \$19/\$62; outside Canada: US\$19/US\$62).

**All prices exclude sales tax.**

Catalogue numbers with an -XIB or an -XIE extension are Internet versions; those with -XMB or -XME are microfiche; and -XPB or -XPE denote a paper version.

---

### How to order publications

---

Simplify your data search with the *Statistics Canada Catalogue* (11-204-XPE, \$16; outside Canada: US\$16).

Its keyword index will guide you to statistics on Canada's social and economic activity.

**Order publications by phone:**

Please refer to the • Title • Catalogue number • Volume number • Issue number • Your VISA or MasterCard number.

In Canada and the United States call:

**1-800-267-6677**

From other countries call:

**1-613-951-7277**

To fax your order:

**1-800-889-9734**

Address changes or account inquiries:

**1-800-700-1033**

Internet:




**order@statcan.ca**

**To order a publication by mail write:** Statistics Canada, Circulation Management, Operations and Integration Division, Ottawa, K1A 0T6.

Include a cheque or money order payable to **Receiver General of Canada/Publications**. Canadian customers add 7% GST and applicable PST.

**Authorized agents and bookstores also carry Statistics Canada's catalogued publications.**

---

Catalogue 11-001E (PDF) 11MB (13,584,687 bytes)	
	
Thursday, June 9, 1997 For release at 9:30 a.m.	
<b>MAJOR RELEASES</b>	
• <b>Urban transit, 1995</b> Despite the emphasis on taking urban transit, Canadians are using it less and less. In 1995, each Canadian took an average of about 40 trips on some form of urban transit, the lowest level in the past 25 years.	2
• <b>Productivity, hourly compensation and unit labour cost, 1995</b> Growth in productivity among Canadian businesses was notably weak again in 1995 accompanied by sluggish gains in employment and slow nominal growth during the year.	4
<b>OTHER RELEASES</b>	
Help-wanted index, May 1997	3
Short-term Expectations Survey	2
Steel primary forms, week ending May 31, 1997	12
Egg production, April 1997	12
<b>PUBLICATIONS RELEASED</b>	<b>11</b>
 	

### Statistics Canada's official release bulletin

Catalogue 11-001E.

Published each working day by the Communications Division, Statistics Canada, 10-H, R.H. Coats Bldg., Tunney's Pasture, Ottawa, Ontario K1A 0T6.

To access *The Daily* on the Internet, visit our site at <http://www.statcan.ca>. To receive *The Daily* each morning by E-mail, send an E-mail message to [listproc@statcan.ca](mailto:listproc@statcan.ca). Leave the subject line blank. In the body of the message, type "subscribe daily firstname lastname".

Editor: Duncan Currie (613-951-1103, [currdun@statcan.ca](mailto:currdun@statcan.ca))

Head of Official Release: Chantal Prévost (613-951-1088, [prevcha@statcan.ca](mailto:prevcha@statcan.ca))

Published by authority of the Minister responsible for Statistics Canada. © Minister of Industry, 1998. Citation in newsprint, magazine, radio, and television reporting is permitted subject to the requirement that Statistics Canada is acknowledged as the source. Any other reproduction is permitted subject to the requirement that Statistics Canada is acknowledged as the source on all copies as follows: Statistics Canada, *The Daily*, catalogue 11-001E, along with date and page references.