



# The Daily

Statistics Canada

**Tuesday, February 10, 1998**  
For release at 8:30 a.m.

---

## MAJOR RELEASES

---

There are no major releases today.

---

## OTHER RELEASES

---

Industrial chemicals and synthetic resins, December 1997	2
National Private Vehicle Use Survey, 1994 and 1995	2

---

<b>PUBLICATIONS RELEASED</b>	<b>3</b>
------------------------------	----------

---



---

## OTHER RELEASES

---

### **Industrial chemicals and synthetic resins** December 1997

Chemical firms produced 197 540 tonnes of polyethylene synthetic resins in December, up 7.1% from 184 365 tonnes in December 1996.

For January to December 1997, production totalled 2 189 582 metric tonnes, down 2.4% from 2 194 064 metric tonnes a year earlier.

Data are also available on production of 3 other types of synthetic resins and 24 industrial chemicals.

#### **Available on CANSIM: matrix 951.**

The December 1997 issue of *Industrial chemicals and synthetic resins* (46-002-XPB, \$7/62) will be available shortly. See *How to order publications*.

For further information on this release, contact Suzette DesRosiers (613-951-9836; Internet: [desrosi@statcan.ca](mailto:desrosi@statcan.ca)), Manufacturing, Construction and Energy Division. ■

### **National Private Vehicle Use Survey** 1994 and 1995

Data are now available from the revised file of the 1994 National Private Vehicle Use Survey as well as the 1995 survey. Information in the 1994 microdata file refers to personal-use vehicles operated during the fourth quarter of 1994 and the 1995 file refers to personal-use vehicles operated during the 1995 calendar year.

The survey provides measures of vehicle-fuel use and the determinants of fuel use. The microdata file provides information on the size of the personal-use vehicle fleet, the amount of fuel used, the number of kilometres driven and other related information.

Each microdata file is sold separately (53M0003XDB, \$2,000). To order, contact Michael Sivyer (613-951-4598; or 1 800 461-9050), Special Surveys Division.

For further information on this release, contact Stephen Arrowsmith (613-951-0566), Special Surveys Division. ■

## PUBLICATIONS RELEASED

**Shipment of solid fuel burning heating products,**  
quarter ended December 1997  
**Catalogue number 25-002-XPB**  
(Canada: \$8/\$25; outside Canada: US\$8/US\$25).

**Steel wire and specified wire products,**  
December 1997  
**Catalogue number 41-006-XPB**  
(Canada: \$7/\$62; outside Canada: US\$7/US\$62).

**Production and disposition of tobacco products,**  
December 1997  
**Catalogue number 32-022-XPB**  
(Canada: \$7/\$62; outside Canada: US\$7/US\$62).

**All prices exclude sales tax.**

### How to order publications

Simplify your data search with the *Statistics Canada Catalogue* (11-204-XPE, \$16; outside Canada: US\$16).

Its keyword index will guide you to statistics on Canada's social and economic activity.

#### Order publications by phone:

Please refer to the • Title • Catalogue number • Volume number • Issue number • Your VISA or MasterCard number.

In Canada and the United States call:

**1-800-267-6677**

From other countries call:

**1-613-951-7277**

To fax your order:

**1-800-889-9734**

Address changes or account inquiries:

**1-800-700-1033**

Internet:


**order@statcan.ca**

**To order a publication by mail write:** Statistics Canada, Circulation Management, Operations and Integration Division, Ottawa, K1A 0T6.

Include a cheque or money order payable to **Receiver General of Canada/Publications**. Canadian customers add 7% GST and applicable PST.

**Authorized agents and bookstores also carry Statistics Canada's catalogued publications.**

Catalogue 11-001E (F) English 11001E13150040307-0-00



Statistics Canada

Thursday, June 5, 1997  
For release at 9:30 a.m.



**MAJOR RELEASES**

- **Urban transit, 1995** 2  
Despite the emphasis on taking urban transit, Canadians are using it less and less. In 1996, each Canadian took, on average, about 511 trips on some form of urban transit, the lowest level in the past 25 years.
- **Productivity, hourly compensation and unit labour cost, 1995** 4  
Growth in productivity among Canadian businesses was modest weak again in 1996, accompanied by sluggish gains in employment and slow economic growth during the year.

**OTHER RELEASES**

- **Help-wanted index, May 1997** 3
- **Short-term Expectations Survey** 9
- **Steel primary forms, week ending May 31, 1997** 12
- **Egg production, April 1997** 13

**PUBLICATIONS RELEASED** 11

### Statistics Canada's official release bulletin

Catalogue 11-001E.

Published each working day by the Communications Division, Statistics Canada, 10-H, R.H. Coats Bldg., Tunney's Pasture, Ottawa, Ontario K1A 0T6.

To access *The Daily* on the Internet, visit our site at <http://www.statcan.ca>. To receive *The Daily* each morning by E-mail, send an E-mail message to [listproc@statcan.ca](mailto:listproc@statcan.ca). Leave the subject line blank. In the body of the message, type "subscribe daily firstname lastname".

Editor: Duncan Currie (613-951-1103, [currdun@statcan.ca](mailto:currdun@statcan.ca))

Head of Official Release: Chantal Prévost (613-951-1088, [prevcha@statcan.ca](mailto:prevcha@statcan.ca))

Published by authority of the Minister responsible for Statistics Canada. © Minister of Industry, 1998. Citation in newsprint, magazine, radio, and television reporting is permitted subject to the requirement that Statistics Canada is acknowledged as the source. Any other reproduction is permitted subject to the requirement that Statistics Canada is acknowledged as the source on all copies as follows: Statistics Canada, *The Daily*, catalogue 11-001E, along with date and page references.