



The Daily

Statistics Canada

Monday, February 2, 1998

For release at 8:30 a.m.

MAJOR RELEASES

- **Quarterly Business Conditions Survey — Manufacturing industries, January 1998** 2
In January, manufacturers indicated slightly stronger production prospects and remained positive about employment prospects in the coming three months. Manufacturers continued to be satisfied with levels of unfilled orders and finished product inventories.

OTHER RELEASES

Domestic and international shipping, January to September 1997	5
National Longitudinal Survey on Children and Youth	5
Profile of courts in Canada, 1997	5
Annual Survey of Manufactures, 1996	5

PUBLICATIONS RELEASED

7



MAJOR RELEASES

Quarterly Business Conditions Survey — Manufacturing industries January 1998

In January 1998, manufacturers indicated slightly stronger production prospects and remained positive about employment prospects in the coming three months. Manufacturers were satisfied with the current levels of unfilled orders and finished product inventories. Satisfaction with the level of new orders decreased somewhat but on balance remained positive.

The impact of the recent ice storm may not be fully reflected in this survey as many manufacturers responded to the survey before the disaster. This is also most likely a factor in a reduction of about 10% in the response rate.

Manufacturers positive about production prospects over the next three months

In the January survey, there were over three times as many manufacturers (23%) expecting to increase production in the next three months than there were indicating a possible decrease in production (7%). The January balance of opinion, at +16, was three points higher than in October 1997. This left a full 93% of manufacturers indicating production in the first quarter of 1998 would be either about the same or increasing. Apart from an unusual large swing between October 1996 and January 1997 (caused by a labour dispute in the transportation equipment industry), the balance for production has not been this positive since a +23 posted in January 1995.

The balance of opinion of +16 in January is calculated by subtracting the 7% of manufacturers who stated that production in the coming three months would decrease from the 23% who said that production would increase.

Manufacturers still positive about employment prospects

Some 17% of manufacturers have indicated that they were planning to increase their work force in the coming quarter, almost twice as many as those who intend to decrease employment (9%). Almost three quarters (74%) of manufacturers predicted that their work force would change little in the coming three months. The balance of opinion for employment prospects decreased two points to +8 in early January.

Note to readers

The Business Conditions Survey is conducted in January, April, July and October; the majority of responses are recorded in the first two weeks of these months. Results are based on replies from about 5,000 manufacturers and are weighted by a manufacturer's shipments or employment. Consequently, larger manufacturers have a correspondingly larger impact on the results than smaller manufacturers.

With this release, data have been revised back to 1995. Revisions are due to the updating of the sample and weights and generally have a minor effect on previously released data.

Except for the data on production difficulties, data in this release are seasonally adjusted.

If manufacturers prospects are realised this could translate into an increase in the number of employed in manufacturing, estimated at over 2.2 million by the Labour Force Survey in December 1997.

Most manufacturers satisfied with the level of finished product inventories

In the January survey, some 80% of manufacturers reported that their current level of finished product inventories was about right. With the 6% stating that inventories were too low, and 14% indicating inventories were too high, the balance of opinion was down three points to -8 in January. Although negative, the balance would indicate manufacturers were not worried about current inventory levels when compared with the balances of -37 and -38 posted in the January and April surveys of 1991.

Manufacturers more satisfied with level of unfilled orders

The balance of opinion concerning the current level of unfilled orders was at +3 in January, a three point increase over the previous survey results. Some 15% of manufacturers indicated the unfilled orders were higher than normal, up from 11% in October. Almost three-quarters of manufacturers indicated the level of unfilled orders was about right in January.

Satisfaction with orders received declined

Manufacturers' balance of opinion concerning the current level of orders received slipped 9 points to +18. In January, 29% stated orders were rising compared with 35% in the October survey. There were also 11%

stating new orders were declining compared with 8% last quarter. Although decreasing, the current balance remained more positive than most posted during 1995 and 1996.

Shortage of skilled labour less of a concern

A shortage of skilled labour was a concern for 7% of manufacturers in the January survey, down from 9% in October. The number of manufacturers reporting a shortage of unskilled labour returned to less than 1%, after registering 1% in the last two surveys. From the end of 1991, until two quarters ago, there had been

no measurable shortage of unskilled labour. Shortages of raw materials (2%) and working capital (2%) were also indicated as production impediments. Some 83% of manufacturers reported not having production impediments in early January.

Available on CANSIM: matrices 2843-2845 (unadjusted data only).

For further information, contact Claude Robillard (613-951-3507; Internet: robilcg@statcan.ca) Monthly Survey of Manufacturing Section, Industry Division. □

Business Conditions Survey — Manufacturing industries

	Jan. 1997	Apr. 1997	July 1997	Oct. 1997	Jan. 1998
seasonally adjusted					
Volume of production (next three months compared with last three months)					
About the same	54	62	58	61	70
Higher	37	22	28	26	23
Lower	9	16	14	13	7
Balance	28	6	14	13	16
Orders received					
About the same	63	49	64	57	60
Rising	29	39	29	35	29
Declining	8	12	7	8	11
Balance	21	27	22	27	18
Present backlog of unfilled orders					
About normal	75	79	78	78	73
Higher than normal	12	7	12	11	15
Lower than normal	13	14	10	11	12
Balance	-1	-7	2	0	3
Finished product inventory on hand					
About right	79	70	70	75	80
Too low	6	12	15	10	6
Too high ¹	15	18	15	15	14
Balance	-9	-6	0	-5	-8
Employment during the next three months					
Change little	73	73	75	72	74
Increase	15	16	15	19	17
Decrease	12	11	10	9	9
Balance	3	5	5	10	8
unadjusted					
Sources of production difficulties					
Working capital shortage	2	2	2	1	2
Skilled labour shortage	3	5	5	9	7
Unskilled labour shortage	0	0	1	1	0
Raw material shortage	3	3	3	2	2
Other difficulties	2	3	8	3	4
No difficulties	88	87	81	83	83

¹ No evident seasonality.

OTHER RELEASES

Domestic and international shipping

January to September 1997 (preliminary)

Canadian ports handled 271.1 million tonnes of domestic and international cargo during the first nine months of 1997, up 6.7% from the same period in 1996.

Available on CANSIM: matrices 145-146.

Preliminary statistics for January to September 1997 will be published in the *Surface and marine transport: Service bulletin*, Vol. 14, no. 1 (50-002-XPB, \$13/\$83). See *How to order publications*.

For further information on this release, contact Robert Larocque (613-951-2486; fax: 613-951-0009; Internet: larocque@statcan.ca), Transportation Division. ■

National Longitudinal Survey on Children and Youth

The micro-data file for the second release of data from the first cycle of the National Longitudinal Survey of Children and Youth is now available on CD-ROM. In addition to the variables for which data were provided in the first release, the second release covers topics such as health of children and parents, activities and literacy.

Those who bought the CD-ROM on the first release will receive this updated CD-ROM free of charge. To buy the micro-data file (89M0015XCB, \$2,000), contact Michael Sivyer (613-951-4598 or 1 800 461-9050), Special Surveys Division.

For further information on this release, contact Sylvie Michaud (613-951-9482; Internet: michsyl@statcan.ca), Special Surveys Division. ■

Profile of courts in Canada

1997

Profile of courts in Canada is a 219 page reference tool that describes the nation's court system, including the courts in all 10 provinces and the 2 territories.

The publication describes the levels and jurisdiction of the courts, their geographic distribution, and the duties of key officials. In addition, it outlines the structure and administration of services for the courts, and presents organizational charts for the court services provided by various governments.

Profile of courts in Canada (85-511-XPE, \$55) is now available. See *How to order publications*.

For further information on this release, contact Information and Client Services (613-951-9023, 1 800 387-2231), Canadian Centre for Justice Statistics. ■

Annual Survey of Manufactures

1996

The Annual Survey of Manufactures provides information on over 200 different industries. Principal statistics for each industry are released on CANSIM as they become available. Data for the industries listed in the following table are now available. Data for 15 industries have now been released.

Available on CANSIM: matrices 5451, 5459, 5468, 5477, 5488, 5506, 5555, 6874, 6886 and 6898.

Data for the industries listed in the table will appear in *Products shipped by Canadian manufacturers* (31-211-XPB, \$67), *Rubber and plastic products industries* (33-250-XPB, \$40), *Clothing industries* (34-252-XPB, \$40), *Wood industries* (35-250-XPB, \$55), *Furniture and fixture industries* (35-251-XPB, \$40), *Paper and allied products industries* (36-250-XPB, \$40), *Primary metal industries* (41-250-XPB, \$40), *Transportation equipment industries* (42-251-XPB, \$40), *Chemical and chemical products industries* (46-250-XPB, \$40) and *Other manufacturing industries*, 47-250-XPB, \$40). The 1995 issue of *Products shipped by Canadian manufacturers* is now available. The 1995 issues of the remaining publications will be released shortly. See *How to order publications*.

For further information, look under *Contact* in the following table (fax: 613-951-9499; Internet: desrosi@statcan.ca). □

Value of shipments

	1995	1996	1995 to 1996 %	Publication catalogue number	Contact	
	\$ millions		change			
Industry (Standard Industrial Classification)						
Tire and tube (1511)	1,693.7	1,726.1	1.9	33-250-XPB	N. Charron	613-951-3510
Sweater (2491)	216.5	230.2	6.3	34-252-XPB	R. Kowaluk	613-951-0600
Shingle and shake (2511)	266.4	302.7	13.6	35-250-XPB	G. Simard	613-951-3516
Coffin and casket (2581)	63.7	61.7	-3.2	35-250-XPB	G. Simard	613-951-3516
Metal office furniture (2641)	734.3	895.5	22.0	35-251-XPB	E. Saint-Pierre	613-951-9837
Asphalt roofing (2721)	398.0	497.2	24.9	36-250-XPB	G. Simard	613-951-3516
Steel foundries (2912)	284.6	312.2	9.7	41-250-XPB	A. Shinnan	613-951-3515
Motor vehicle engine and engine parts (3251)	3,131.7	4,172.1	33.2	42-251-XPB	A. Shinnan	613-951-3515
Other agricultural chemical (3729)	334.2	268.3	-19.7	46-250-XPB	N. Charron	613-951-3510
Clock and watch (3913)	25.8	25.4	-1.6	47-250-XPB	L. Shinder	613-951-7293

PUBLICATIONS RELEASED

Crude petroleum and natural gas production,
October 1997
Catalogue number 26-006-XPB
(Canada: \$19/\$186; outside Canada: US\$19/US\$186).

Electric lamps (light bulbs and tubes),
December 1997
Catalogue number 43-009-XPB
(Canada: \$7/\$62; outside Canada: US\$7/US\$62).

Gas utilities, October 1997
Catalogue number 55-002-XPB
(Canada: \$17/\$165; outside Canada: US\$17/US\$165).

New motor vehicle sales, November 1997
Catalogue number 63-007-XPB
(Canada: \$17/\$165; outside Canada: US\$17/US\$165).

Profile of courts in Canada, 1997
Catalogue number 85-511-XPE
(Canada: \$55; outside Canada: US\$55).

All prices exclude sales tax.

How to order publications

Simplify your data search with the *Statistics Canada Catalogue* (11-204-XPE, \$16; outside Canada: US\$16).

Its keyword index will guide you to statistics on Canada's social and economic activity.

Order publications by phone:

Please refer to the • Title • Catalogue number • Volume number • Issue number • Your VISA or MasterCard number.

In Canada and the United States call:

1-800-267-6677

From other countries call:

1-613-951-7277

To fax your order:

1-800-889-9734

Address changes or account inquiries:

1-800-700-1033

Internet:


order@statcan.ca

To order a publication by mail write: Statistics Canada, Circulation Management, Operations and Integration Division, Ottawa, K1A 0T6.

Include a cheque or money order payable to **Receiver General of Canada/Publications**. Canadian customers add 7% GST and applicable PST.

Authorized agents and bookstores also carry Statistics Canada's catalogued publications.

Ontario 1-206 (if applicable) 1-800-387-6445



Thursday, June 9, 1997
For release at 8:30 a.m.



MAJOR RELEASES

- **Urban transit, 1995** 2
Despite the emphasis on taking urban transit, Canadians are using it less and less. In 1995, each Canadian took an average of about 65 trips on some form of urban transit, the lowest level in the past 25 years.
- **Productivity, hourly compensation and unit labour cost, 1996** 4
Growth in productivity among Canadian businesses was notably weak again in 1996, accompanied by sluggish gains in employment and slow nominal growth during the year.

OTHER RELEASES

- **Help-wanted index, May 1997** 3
- **Short-term Expectations Survey** 2
- **Steel primary forms, week ending May 31, 1997** 13
- **Egg production, April 1997** 12

PUBLICATIONS RELEASED 11

Statistics Canada's official release bulletin

Catalogue 11-001E.

Published each working day by the Communications Division, Statistics Canada, 10-H, R.H. Coats Bldg., Tunney's Pasture, Ottawa, Ontario K1A 0T6.

To access *The Daily* on the Internet, visit our site at <http://www.statcan.ca>. To receive *The Daily* each morning by E-mail, send an E-mail message to listproc@statcan.ca. Leave the subject line blank. In the body of the message, type "subscribe daily firstname lastname".

Editor: Duncan Currie (613-951-1103, currdun@statcan.ca)

Head of Official Release: Chantal Prévost (613-951-1088, prevcha@statcan.ca)

Published by authority of the Minister responsible for Statistics Canada. © Minister of Industry, 1998. Citation in newsprint, magazine, radio, and television reporting is permitted subject to the requirement that Statistics Canada is acknowledged as the source. Any other reproduction is permitted subject to the requirement that Statistics Canada is acknowledged as the source on all copies as follows: Statistics Canada, *The Daily*, catalogue 11-001E, along with date and page references.