



The Daily

Statistics Canada

Thursday, April 2, 1998
For release at 8:30 a.m.

MAJOR RELEASES

There are no major releases today.

OTHER RELEASES

Estimates of labour income, January 1998	2
Steel primary forms, week ending March 28, 1998	3

INDEX: March 1998



OTHER RELEASES

Estimates of labour income

January 1998 (preliminary)

Labour income and employees' wages and salaries were virtually unchanged in January from the December 1997 level. Compared with one year earlier, labour income rose 3.2% to \$37.7 billion.

On a provincial and territorial basis, wages and salaries fell in January by 1.2% in Quebec, due in large part to temporary layoffs resulting from the ice storm. Newfoundland, New Brunswick, Alberta, the Yukon and the Northwest Territories also recorded declines. Increases in the remaining provinces, particularly Ontario, Manitoba and British Columbia, helped to offset these declines at the national level.

Wages and salaries paid to employees decreased in several of the industry groupings, whereas they rose markedly in "other utilities" (+7.3%). This was due to the increased overtime paid to electric power systems workers in Quebec and Ontario as they made repairs following the ice storm. In addition, wages and

salaries in transportation, storage and communications increased, partly a result of the end of the national strike at Canada Post.

Note: Labour income consists of wages and salaries (88%), plus supplementary labour income (12%). Wages and salaries include items such as bonuses, gratuities, taxable allowances and retroactive wage payments. Supplementary labour income is employers' contributions to employee welfare, pension, workers' compensation and employment insurance plans. Labour income accounts for about 52% of gross domestic product. Seasonally adjusted data are revised back to January 1997.

Available on CANSIM: matrices 6597-6624.

For further information on this release, contact Jean Lambert (613-951-4051, fax: 613-951-3618), Income and Expenditure Accounts Division.

Wages, salaries and supplementary labour income

	Dec. 1997 ^r	Jan. 1998 ^p	Dec. 1997 to Jan. 1998
	seasonally adjusted		
	\$ millions		% change
Agriculture, fishing and trapping	301.2	298.6	-0.9
Logging and forestry	233.0	227.3	-2.4
Mining, quarrying and oil wells	749.5	752.7	0.4
Manufacturing	6,331.0	6,317.0	-0.2
Construction	1,785.8	1,744.4	-2.3
Other utilities	565.2	606.5	7.3
Transportation, storage, communications	2,410.7	2,446.8	1.5
Trade	4,759.4	4,744.9	-0.3
Finance, insurance and real estate	2,840.3	2,854.7	0.5
Commercial and personal services	5,256.3	5,256.1	-0.0
Educational and related services	2,721.0	2,712.5	-0.3
Health and social services	2,734.4	2,725.6	-0.3
Federal administration and other government services	846.0	837.0	-1.1
Provincial administration	687.6	684.1	-0.5
Local administration	653.5	653.6	0.0
Military	253.9	253.6	-0.1
Total wages and salaries	33,128.8	33,115.5	0.0
Supplementary labour income	4,603.6	4,604.9	0.0
Labour income	37,732.4	37,720.4	-0.0

^r Revised figures.

^p Preliminary figures.

Steel primary forms


Week ending March 28, 1998 (preliminary)

Production of steel primary forms for the week ending March 28, 1998 totalled 280 498 metric tonnes, down 11.8% from the week-earlier 318 100 tonnes and down 2.3% from the year-earlier 287 021 tonnes. The year-to-date total at the end of the week was 3 814 629 tonnes,

a 10% increase compared with 3 468 134 tonnes for the same period in 1997.

For further information on this release, contact Huguette Montcalm (613-951-9827; Internet: monthug@statcan.ca), Manufacturing, Construction and Energy Division. ■

Document 1-001E (F) (English) 11-001E (11-001E) 001-001E



Thursday, June 3, 1997
For release at 8:30 a.m.



MAJOR RELEASES

- **Urban transit, 1995** 2
Despite the emphasis on taking urban transit, Canadians are using it less and less. In 1995, each Canadian took an average of about 60 trips on some form of urban transit, the lowest level in the past 25 years.
- **Productivity, hourly compensation and unit labour cost, 1996** 4
Growth in productivity among Canadian businesses was notably weak again in 1996, accompanied by sluggish gains in employment and slow nominal growth during the year.

OTHER RELEASES

- **High-wire index, May 1997** 3
- **Short-term Expectations Survey** 2
- **Steel primary forms, week ending May 31, 1997** 13
- **Egg production, April 1997** 12

PUBLICATIONS RELEASED 11

Statistics Canada's official release bulletin

Catalogue 11-001E.

Published each working day by the Communications Division, Statistics Canada, 10-H, R.H. Coats Bldg., Tunney's Pasture, Ottawa, Ontario K1A 0T6.

To access *The Daily* on the Internet, visit our site at <http://www.statcan.ca>. To receive *The Daily* each morning by E-mail, send an E-mail message to listproc@statcan.ca. Leave the subject line blank. In the body of the message, type "subscribe daily firstname lastname".

Editor: Tim Prichard (613-951-1103, prictim@statcan.ca)

Head of Official Release: Chantal Prévost (613-951-1088, prevcha@statcan.ca)

Published by authority of the Minister responsible for Statistics Canada. © Minister of Industry, 1998. Citation in newsprint, magazine, radio, and television reporting is permitted subject to the requirement that Statistics Canada is acknowledged as the source. Any other reproduction is permitted subject to the requirement that Statistics Canada is acknowledged as the source on all copies as follows: Statistics Canada, *The Daily*, catalogue 11-001E, along with date and page references.



The Daily

Statistics Canada

INDEX

March 1998

Subject	Reference period	Release date
1996 Census: Labour force activity, occupation and industry, place of work, mode of transportation to work, unpaid work		March 17, 1998
1997 Labour force historical review on CD-ROM		March 3, 1998
A review of procedures for estimating the net undercount of censuses		March 27, 1998
Air charter statistics	Second quarter 1997	March 3, 1998
Air fare statistics	Second quarter 1997	March 12, 1998
Annual Survey of Manufactures	1996	March 3, 1998
	1996	March 9, 1998
	1996	March 13, 1998
	1996	March 18, 1998
	1996	March 26, 1998
	1996	March 30, 1998
Annual wholesale and retail trade data	1995	March 20, 1998
Asphalt roofing	February 1998	March 27, 1998
Average prices of selected farm inputs	February 1998	March 27, 1998
Basic summary tabulations	1996 Census	March 3, 1998
Breaking and entering	1996	March 10, 1998
Building permits	January 1998	March 6, 1998
Building permits: Annual summary	1997	March 30, 1998
Canada's balance of international payments	1997 and Fourth quarter 1997	March 2, 1998
Canada's international investment position	1997	March 13, 1998
Canada's international transactions in securities	January 1998	March 24, 1998
Canada's net liability position, geographic distribution	1997	March 13, 1998



INDEX: March 1998

Subject	Reference period	Release date
Canadian international merchandise trade	January 1998	March 19, 1998
Canadian social trends	Spring 1998	March 16, 1998
Cement	January 1998	March 9, 1998
Census results	1996	March 16, 1998
Census, the 1996		March 17, 1998
Cereals and oilseeds review	January 1998	March 27, 1998
Civil aviation financial statistics	Fourth quarter 1997	March 11, 1998
Clothing items in the Consumer Price Index		March 31, 1998
Coal and coke statistics	1997 and December 1997 January 1998	March 3, 1998 March 31, 1998
Completeness of enumeration of the 1996 Census	1996	March 27, 1998
Composite Index	February 1998	March 25, 1998
Construction type plywood	January 1998	March 16, 1998
Construction Union Wage Rate Index	February 1998	March 19, 1998
Consulting engineers	1995	March 11, 1998
Consumer Price Index	February 1998	March 24, 1998
Criminal victimization: An international perspective	1996	March 23, 1998
Crude oil and natural gas	January 1998	March 27, 1998
Crushing statistics	February 1998	March 23, 1998
Dairy statistics	January and February 1998	March 13, 1998
Data on individuals	1996	March 12, 1998
Deliveries of major grains	February 1998	March 23, 1998
Department store sales and stocks	February 1998 January 1998	March 27, 1998 March 3, 1998
Domestic sales of refined petroleum products	February 1998 January 1998	March 30, 1998 March 3, 1998
Earnings of men and women	1996	March 23, 1998
Education quarterly review	Autumn 1997	March 4, 1998
Egg production	January 1998	March 6, 1998
Electric lamps	February 1998	March 31, 1998
Electric power statistics	January 1998	March 31, 1998
Elementary and secondary education expenditures	1954-55 to 1996-97	March 4, 1998
Employment insurance	January 1998	March 24, 1998
Employment, earnings and hours	January 1998	March 27, 1998
Film, video and audio-visual production	1995/96	March 27, 1998
For-hire trucking (commodity origin and destination)	First and second quarters 1997	March 9, 1998
Gross domestic product at factor cost	January 1998	March 31, 1998

INDEX: March 1998

Subject	Reference period	Release date
Gross domestic product at factor cost by industry	December 1997	March 2, 1998
Gross domestic product by industry		March 2, 1998
Help-wanted Index	February 1998	March 11, 1998
Heritage institutions	1995/96	March 9, 1998
Household facilities by income and other characteristics	1997	March 20, 1998
Industrial capacity utilization rates	Fourth quarter 1997	March 10, 1998
Industrial chemicals and synthetic resins	January 1998	March 13, 1998
Industrial Product Price Index	February 1998	March 26, 1998
Inter-corporate ownership	First quarter 1998	March 19, 1998
Labour Force Survey	February 1998	March 13, 1998
Longitudinal administrative databank	1982 to 1995	March 18, 1998
Low income measures	1996	March 11, 1998
Mineral wool including fibrous glass insulation	February 1998	March 26, 1998
Monthly Survey of Manufacturing	January 1998	March 16, 1998
National economic and financial accounts	1997 and fourth quarter 1997	March 2, 1998
National Graduates Survey	1997	March 13, 1998
National tourism indicators	1997 and fourth quarter 1997	March 30, 1998
New Housing Price Index	January 1998	March 11, 1998
New motor vehicle sales	January 1998	March 12, 1998
North American industrial classification system: Canada	1997	March 16, 1998
Oil pipeline transport	December 1997	March 9, 1998
Oils and fats	January 1998	March 13, 1998
Overview of crime and the administration of criminal justice in Canada	1996	March 16, 1998
Particleboard, oriented strandboard and fibreboard	January 1998	March 12, 1998
Perspectives on labour and income	Spring 1998	March 25, 1998
Plastic film and bags	Fourth quarter 1997	March 3, 1998
Private school revenues and expenditures	1947-48 to 1994-95	March 4, 1998
Production and disposition of tobacco products	January 1998	March 10, 1998
Pulpwood and wood residue statistics	January 1998	March 19, 1998

INDEX: March 1998

Subject	Reference period	Release date
Quarterly demographic statistics	Fourth quarter 1997	March 30, 1998
Quarterly estimates of trustee pension funds	Third quarter 1997	March 19, 1998
Railway carloadings	January 1998	March 11, 1998
	Seven-day period ending February 21, 1998	March 13, 1998
	Seven-day period ending February 28, 1998	March 16, 1998
	Seven-day period ending March 7, 1998	March 20, 1998
	Seven-day period ending March 14, 1998	March 26, 1998
Raw Materials Price Index	February 1998	March 26, 1998
Record linkage for biotechnology companies	1991, 1993 and 1995	March 19, 1998
Retail trade	January 1998	March 20, 1998
Sales of natural gas	January 1998	March 20, 1998
Sawmills and planing mills	January 1998	March 30, 1998
Selected financial indexes	February 1998	March 19, 1998
Shipments of office furniture products	December 1997	March 3, 1998
Shipments of rolled steel	January 1998	March 16, 1998
Short-term Expectations Survey		March 11, 1998
StatCan: CANSIM directory disc	March 1998	March 12, 1998
StatCan: CANSIM disc	March 1998	March 16, 1998
Steel pipe and tubing	January 1998	March 9, 1998
Steel primary forms	January 1998	March 11, 1998
	Week ending February 28, 1998	March 5, 1998
	Week ending March 7, 1998	March 12, 1998
	Week ending March 14, 1998	March 19, 1998
	Week ending March 21, 1998	March 26, 1998
Steel wire and specified wire products	January 1998	March 16, 1998
Stocks of frozen meat products	March 1998	March 27, 1998
Stocks of frozen poultry meat	March 1, 1998	March 18, 1998
Survey of Biotechnology Use in Canadian Industries	1996	March 31, 1998
Survey of Environmental Protection Expenditures	1995	March 25, 1998
Survey of Human Resource Issues in Enterprises Engaged in Information Technology Activities		March 3, 1998
Survey of Innovation	1996	March 31, 1998
Telecommunications Plant Price Index	1996	March 19, 1998
Telephone statistics	December 1997	March 3, 1998
	January 1998	March 31, 1998
Travel between Canada and other countries	January 1998	March 18, 1998

INDEX: March 1998

Subject	Reference period	Release date
Wholesale trade	January 1998	March 19, 1998
Work absences: New data, new insights	1997	March 25, 1998
