



# The Daily

Statistics Canada

**Friday, April 24, 1998**  
For release at 8:30 a.m.

---

## MAJOR RELEASES

---

There are no major releases today.

---

## OTHER RELEASES

---

Hog inventories on farms, April 1, 1998	2
Red meat consumption, 1997	2
Production and value of wildlife pelts, 1995 and 1996	2
Crushing of oilseeds, March 1998	2
Sawmills and planing mills, February 1998	3

---

## PUBLICATIONS RELEASED

---

4

---

**RELEASE DATES:** Week of April 27 to May 1, 1998 6

---



---

## OTHER RELEASES

---

### Hog inventories on farms

April 1, 1998

At April 1, 1998, the inventory of hogs on Canadian farms had increased by 2.3% compared with a year earlier. This year's inventory set a new record at close to 12 million hogs. The hog inventory has risen to new records each quarter for the last five quarters. The national breeding herd has been expanding over the last two years. The breeding herd is up 5.6% from 1997 and 7.7% from two years earlier.

Over the last decade, the average number of hogs on farms has almost doubled, increasing from an average 320 hogs per farm in 1988 to 615 this year. Last fall, for the first time ever, fewer than 20,000 hog producers were at work in Canada, down from 33,000 producers 10 years earlier. The number of hog farms has also decreased over time. Nevertheless, the total hog inventory reported on farms has risen to record highs.

This release includes revisions back to 1991 in light of results from the 1996 Census of Agriculture.

**Available on CANSIM: matrices 9500-9510.**

The April 1, 1998 estimates of the inventories of hogs will also appear in *Livestock statistics, update no. 1* (23-603-UPE, \$45/\$149), which will be available in early May. See *How to order publications*.

For further information on this release, contact Robert Plourde (613-951-8716; [plouro@statcan.ca](mailto:plouro@statcan.ca)), Agriculture Division. ■

### Red meat consumption

1997

The trend toward lower red meat consumption continued in 1997. On average, each Canadian consumed 1.1 kilograms less of beef, pork and lamb than in 1996, for a total of 59.1 kilograms per capita. Beef and pork, the traditional favourites, decreased by 1.6% and 2% respectively from 1996 levels. In 1997, 30.6 kilograms of beef and 25.2 kilograms of pork were consumed on average. Ten years ago, Canadians consumed 8.1 kilograms more red meat than they did last year. However, Canadians still choose to eat more red meat than poultry.

Per capita data on poultry consumption for 1997 will be released on May 14.

**Available on CANSIM: matrices 1175-1179 and 1182-1183.**

The 1997 data on per capita red meat consumption will also appear in *Livestock statistics, update no. 1* (23-603-UPE, \$45/\$149), which will be released in early May. See *How to order publications*.

For further information on this release, contact Debbie Dupuis (613-951-2553; [dupudeb@statcan.ca](mailto:dupudeb@statcan.ca)), Agriculture Division. ■

### Production and value of wildlife pelts

1995 (revised) and 1996 (preliminary)

Preliminary data for 1996 on the production and value of wildlife pelts are now available, as are revised data for 1995. Data are tabulated by province and territory.

**Available on CANSIM: matrices 5692-5699 and 9511-9515.**

These data will also appear in *Livestock statistics, update no. 1* (23-603-UPE, \$144), which will be available in early May. See *How to order publications*.

For further information on this release, contact Barb McLaughlin (902-893-7251), Agriculture Division. ■

### Crushing of oilseeds

March 1998

Oilseed processors crushed 299 175 metric tonnes of canola in March, up 6.4% from 281 128 tonnes in February. Oil production in March totalled 126 856 tonnes, while meal production amounted to 184 591 tonnes.

In the first eight months of the 1997/98 crop year, processors crushed a record 2 181 172 tonnes of canola, up from 1 810 396 tonnes in the first eight months of 1996/97.

**Available on CANSIM: matrix 5687.**

The March 1998 issue of *Cereals and oilseeds review* (22-007-XPB, \$15/\$149) will be released in May. See *How to order publications*.

For further information on this release, contact Rick Burroughs (613-951-2890; [burric@statcan.ca](mailto:burric@statcan.ca)) or

Les Macartney (613-951-8714; [macales@statcan.ca](mailto:macales@statcan.ca)),  
Grain Marketing Unit, Agriculture Division. ■

10 718.3 thousand cubic metres (after revisions)  
produced over the same period in 1997.

### **Sawmills and planing mills**

February 1998

Sawmills produced 5 306.1 thousand cubic metres of  
lumber and ties in February 1998, a 2.5% decrease  
from 5 447.2 thousand cubic metres (after revisions) in  
February 1997.

For January to February 1998, production totalled  
10 320.3 thousand cubic metres, down 3.7% from

**Available on CANSIM: matrices 53 and 122 (series  
2).**

The February 1998 issue of *Sawmills and planing  
mills* (35-003-XPB, \$12/\$114) will be available shortly.  
See *How to order publications*.

For further information on this release, contact  
Gilles Simard (613-951-3516; [simales@statcan.ca](mailto:simales@statcan.ca)),  
Manufacturing, Construction, and Energy Division. ■

---

## PUBLICATIONS RELEASED

---

**Infomat - A Weekly Review**, April 24, 1998 (Internet version)

**Catalogue number 11-002-XIE**

(Canada: \$3; outside Canada: US\$3).

**Infomat - A Weekly Review**, April 24, 1998 (paper version)

**Catalogue number 11-002-XPE**

(Canada: \$4/\$145; outside Canada: US\$4/US\$145).

**Particleboard, oriented strandboard and fibreboard**, February 1998

**Catalogue number 36-003-XPB**

(Canada: \$7/\$62; outside Canada: US\$7/US\$62).

**Railway Carloadings**, February 1998

**Catalogue number 52-001-XPB**

(Canada: \$11/\$103; outside Canada: US\$11/US\$103).

**Imports by Commodity**, February 1998 (microfiche version)

**Catalogue number 65-007-XMB**

(Canada: \$37/\$361; outside Canada: US\$37/US\$361).

**Imports by Commodity**, February 1998 (paper version)

**Catalogue number 65-007-XPB**

(Canada: \$78/\$773; outside Canada: US\$78/US\$773).

**All prices exclude sales tax.**

### How to order publications

Simplify your data search with the *Statistics Canada Catalogue* (11-204-XPE, \$16; outside Canada: US\$16).

Its keyword index will guide you to statistics on Canada's social and economic activity.

**Order publications by phone:**

Please refer to the • Title • Catalogue number • Volume number • Issue number • Your VISA or MasterCard number.

In Canada and the United States call:

**1-800-267-6677**

From other countries call:

**1-613-951-7277**

To fax your order:

**1-800-889-9734**

Address changes or account inquiries:

**1-800-700-1033**

Internet:


**order@statcan.ca**

**To order a publication by mail write:** Statistics Canada, Circulation Management, Operations and Integration Division, Ottawa, K1A 0T6.

Include a cheque or money order payable to **Receiver General of Canada/Publications**. Canadian customers add 7% GST and applicable PST.

**Authorized agents and bookstores also carry Statistics Canada's catalogued publications.**

Ontario 1-206 (if applicable) 1-800-387-6445



Thursday, June 3, 1997  
For release at 8:30 a.m.



**MAJOR RELEASES**

- **Urban transit, 1995** 2  
Despite the emphasis on taking urban transit, Canadians are using it less and less. In 1995, each Canadian took an average of about 60 trips on some form of urban transit, the lowest level in the past 25 years.
- **Productivity, hourly compensation and unit labour cost, 1996** 4  
Growth in productivity among Canadian businesses was noticeably weak again in 1996 accompanied by sluggish gains in employment and slow nominal growth during the year.

**OTHER RELEASES**

- **Help-wanted index, May 1997** 3
- **Short-term Expectations Survey** 3
- **Steel primary forms, week ending May 31, 1997** 10
- **EGG production, April 1997** 12

**PUBLICATIONS RELEASED** 11

**Statistics Canada's official release bulletin**

Catalogue 11-001E.

Published each working day by the Communications Division, Statistics Canada, 10-H, R.H. Coats Bldg., Tunney's Pasture, Ottawa, Ontario K1A 0T6.

To access *The Daily* on the Internet, visit our site at <http://www.statcan.ca>. To receive *The Daily* each morning by E-mail, send an E-mail message to [listproc@statcan.ca](mailto:listproc@statcan.ca). Leave the subject line blank. In the body of the message, type "subscribe daily firstname lastname".

Editor: Tim Prichard (613-951-1103, [prictim@statcan.ca](mailto:prictim@statcan.ca))

Head of Official Release: Chantal Prévost (613-951-1088, [prevcha@statcan.ca](mailto:prevcha@statcan.ca))

Published by authority of the Minister responsible for Statistics Canada. © Minister of Industry, 1998. Citation in newsprint, magazine, radio, and television reporting is permitted subject to the requirement that Statistics Canada is acknowledged as the source. Any other reproduction is permitted subject to the requirement that Statistics Canada is acknowledged as the source on all copies as follows: Statistics Canada, *The Daily*, catalogue 11-001E, along with date and page references.

---

## RELEASE DATES

---

**Week of April 27 to May 1, 1998**  
(Release dates are subject to change.)

---

<b>Release date</b>	<b>Title</b>	<b>Reference period</b>
27	<b>Field crop reporting series: Seeding intentions</b>	March 1998
28	<b>Industrial Product Price Index</b>	March 1998
28	<b>Raw Materials Price Index</b>	March 1998
29	<b>Health reports: Smoking</b>	Spring 1998
29	<b>Employment, earnings and hours</b>	February 1998
30	<b>Real gross domestic product at factor cost by industry</b>	February 1998
1	<b>Business Conditions Survey: Manufacturing industries</b>	April 1998

---